

TDA2x ADAS System-on-Chip



Key Features and Benefits

- Heterogeneous, scalable architecture providing optimal mix of performance, low power and ADAS vision analytics
- Integration of peripherals – Multi-camera interfaces (parallel, serial), display, CAN, GigB Ethernet AVB
- Innovative Vision AccelerationPac (with EVEs) which delivers more than 8x improvement in performance capabilities
- Supports Front Camera, Park Assist and Radar Sensor Fusion technologies
- For Front Camera, optimal mix of performance and power
- For Surround View, multiple flexible video input and output ports. Gig Ethernet AVB to support LVDS- and Ethernet-based Surround View systems
- For Radar Sensor Fusion, capability to support Radar on dual ARM® Cortex™-A15 and vision analytics on Vision AccelerationPac
- Evaluation board and daughter card to enable Front Camera, Surround View and Sensor Fusion applications

Overview

TI's new TDA2x System-on-Chip (SoC) is a highly optimized and scalable family of devices designed to meet the requirements of leading Advanced Driver Assistance Systems (ADAS). The TDA2x family enables broad ADAS applications in today's automobile by integrating an optimal

mix of performance, low power and ADAS vision analytics processing that aims to facilitate a more autonomous and collision-free driving experience.

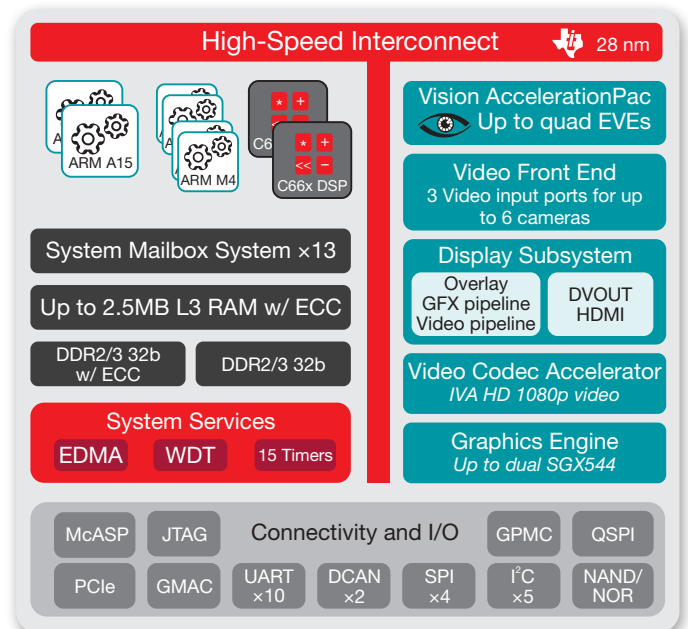
The TDA2x SoC enables sophisticated embedded vision technology in today's automobile by enabling the industry's broadest range of ADAS applications including front camera, park assist, surround view and sensor fusion on a single architecture. Front camera applications include high-beam assist, lane-keep assist, adaptive cruise control, traffic sign recognition, pedestrian / object detection, and collision avoidance. Park assist applications include intelligent 2D and 3D surround view and rear collision warning and detection. The TDA2x SoC is also capable of the fusion of radar and camera sensor data, allowing for a more robust ADAS decision-making process in the automobile.

TDA2x Architecture

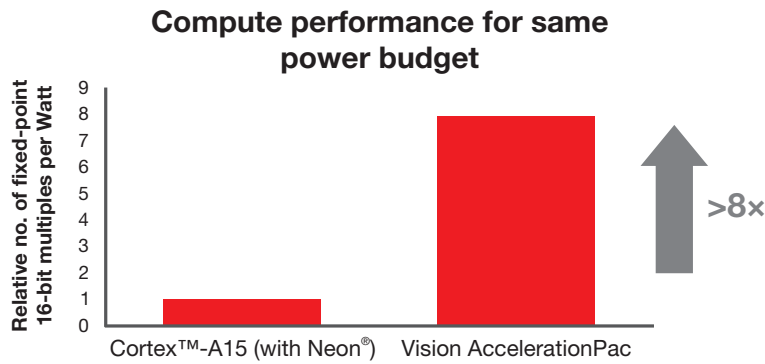
The TDA2x SoC incorporates a heterogeneous, scalable architecture that includes a mix of TI's fixed- and floating-point TMS320C66x digital signal processor (DSP) generation cores, Vision AccelerationPac, ARM Cortex-A15 MPCore™ and dual-Cortex-M4 processors. The

integration of a video accelerator for decoding multiple video streams over an Ethernet AVB network, along with graphics accelerators for rendering virtual views, enable a 3D viewing experience. And the TDA2x SoC also integrates a host of peripherals including multi-camera interfaces (both parallel and serial) for LVDS-based surround view systems, displays, CAN and GigB Ethernet AVB.

The TDA2x SoC includes TI's new Vision AccelerationPac which delivers more than 8x improvement in compute performance for advanced vision analytics than existing ADAS systems at same power levels. The Vision AccelerationPac for this family of products includes multiple embedded vision engines (EVEs) offloading the vision analytics functionality from the application processor while also reducing the power footprint. The Vision AccelerationPac is optimized for



▲ Figure 1. Block diagram for TDA2x SoC




▲ Figure 2. Vision AccelerationPac: >8x Compute performance for same power budget with respect to Cortex-A15

vision processing with a 32-bit RISC core for efficient program execution and a vector coprocessor for specialized vision processing. With each core operating a 16 MAC-per-cycle computing engine up to 650 MHz (8 bit or 16 bit), the Vision AccelerationPac is able to deliver over 10.4 GMACs per core, for a total of >40 GMACs for quad EVEs devices. This provides the most efficient vision analytics for real-time vision-based automotive applications and allows the most 16 bit × 16 bit multiplies as compared to other processor architectures.

The TDA2x SoC includes a broad range of cores. It includes dual next-

generation C66x fixed-/floating-point DSP cores that operate at up to 750 MHz to support high-level signal processing, and up to 750-MHz Cortex™-A15 cores for control and general-purpose processing. With 200 MHz of processing performance, the Cortex-M4 cores deliver efficient control and processing camera stream. TI's IVA-HD core is an imaging and video codec accelerator running at up to 532 MHz to enable full HD video encode and decode.

The TDA2x SoC has up to 2.5 MB of on-chip L3 RAM with Single Error Correct and Double Error Detect (SECCED) support to minimize impact of Soft Error Rate (SER).



▲ Figure 3. TDA2x Evaluation Module

Another key component of the TDA2x SoC is the integrated peripherals. Three video input ports, each with two 16-bit sub-ports, provide 4–6 camera inputs needed for LVDS-based surround vision applications. The integrated high-performance Gigabit Ethernet with AVB enables Ethernet-based surround view.

Tools and software

TI's ADAS-related Vision Software Design Kit (SDK) enables customers to quickly and easily integrate the Vision AccelerationPac and DSP algorithms and then benchmark and partition them across multiple processing elements. The AV BIOS/ Vision SDK is a set of software development APIs, framework, tools and documentation that allows the creation of vision and analytics applications for the TI TDA2x hardware platform. In addition to the SDK, TI also has a number of libraries available for vision kernels on Vision AccelerationPac and DSP. The SDK and libraries reduce development efforts and time to market while enabling customers to innovate and differentiate on their solution.

TDA2x family – development tools

TDA2x EVM is an evaluation platform designed to speed up development efforts and reduce time to market for ADAS applications.

The main board integrates the key peripherals such as Ethernet, FPD-Link and HDMI, while the imager daughter board provides interfaces for popular imagers. Get started today with these boards to evaluate and develop solutions for TDA2x SoCs.

For product details, white papers, other documentation and videos for TDA2x SoC, visit www.ti.com/TDA2x or contact your TI sales representative today.

The platform bar is a trademark of Texas Instruments. All other trademarks are the property of their respective owners.

IMPORTANT NOTICE

Texas Instruments Incorporated and its subsidiaries (TI) reserve the right to make corrections, enhancements, improvements and other changes to its semiconductor products and services per JESD46, latest issue, and to discontinue any product or service per JESD48, latest issue. Buyers should obtain the latest relevant information before placing orders and should verify that such information is current and complete. All semiconductor products (also referred to herein as "components") are sold subject to TI's terms and conditions of sale supplied at the time of order acknowledgment.

TI warrants performance of its components to the specifications applicable at the time of sale, in accordance with the warranty in TI's terms and conditions of sale of semiconductor products. Testing and other quality control techniques are used to the extent TI deems necessary to support this warranty. Except where mandated by applicable law, testing of all parameters of each component is not necessarily performed.

TI assumes no liability for applications assistance or the design of Buyers' products. Buyers are responsible for their products and applications using TI components. To minimize the risks associated with Buyers' products and applications, Buyers should provide adequate design and operating safeguards.

TI does not warrant or represent that any license, either express or implied, is granted under any patent right, copyright, mask work right, or other intellectual property right relating to any combination, machine, or process in which TI components or services are used. Information published by TI regarding third-party products or services does not constitute a license to use such products or services or a warranty or endorsement thereof. Use of such information may require a license from a third party under the patents or other intellectual property of the third party, or a license from TI under the patents or other intellectual property of TI.

Reproduction of significant portions of TI information in TI data books or data sheets is permissible only if reproduction is without alteration and is accompanied by all associated warranties, conditions, limitations, and notices. TI is not responsible or liable for such altered documentation. Information of third parties may be subject to additional restrictions.

Resale of TI components or services with statements different from or beyond the parameters stated by TI for that component or service voids all express and any implied warranties for the associated TI component or service and is an unfair and deceptive business practice. TI is not responsible or liable for any such statements.

Buyer acknowledges and agrees that it is solely responsible for compliance with all legal, regulatory and safety-related requirements concerning its products, and any use of TI components in its applications, notwithstanding any applications-related information or support that may be provided by TI. Buyer represents and agrees that it has all the necessary expertise to create and implement safeguards which anticipate dangerous consequences of failures, monitor failures and their consequences, lessen the likelihood of failures that might cause harm and take appropriate remedial actions. Buyer will fully indemnify TI and its representatives against any damages arising out of the use of any TI components in safety-critical applications.

In some cases, TI components may be promoted specifically to facilitate safety-related applications. With such components, TI's goal is to help enable customers to design and create their own end-product solutions that meet applicable functional safety standards and requirements. Nonetheless, such components are subject to these terms.

No TI components are authorized for use in FDA Class III (or similar life-critical medical equipment) unless authorized officers of the parties have executed a special agreement specifically governing such use.

Only those TI components which TI has specifically designated as military grade or "enhanced plastic" are designed and intended for use in military/aerospace applications or environments. Buyer acknowledges and agrees that any military or aerospace use of TI components which have **not** been so designated is solely at the Buyer's risk, and that Buyer is solely responsible for compliance with all legal and regulatory requirements in connection with such use.

TI has specifically designated certain components as meeting ISO/TS16949 requirements, mainly for automotive use. In any case of use of non-designated products, TI will not be responsible for any failure to meet ISO/TS16949.

Products

Audio	www.ti.com/audio
Amplifiers	amplifier.ti.com
Data Converters	dataconverter.ti.com
DLP® Products	www.dlp.com
DSP	dsp.ti.com
Clocks and Timers	www.ti.com/clocks
Interface	interface.ti.com
Logic	logic.ti.com
Power Mgmt	power.ti.com
Microcontrollers	microcontroller.ti.com
RFID	www.ti-rfid.com
OMAP Applications Processors	www.ti.com/omap
Wireless Connectivity	www.ti.com/wirelessconnectivity

Applications

Automotive and Transportation	www.ti.com/automotive
Communications and Telecom	www.ti.com/communications
Computers and Peripherals	www.ti.com/computers
Consumer Electronics	www.ti.com/consumer-apps
Energy and Lighting	www.ti.com/energy
Industrial	www.ti.com/industrial
Medical	www.ti.com/medical
Security	www.ti.com/security
Space, Avionics and Defense	www.ti.com/space-avionics-defense
Video and Imaging	www.ti.com/video

TI E2E Community

e2e.ti.com