

Aubrey Gonzalez

My home is filled with a group of connected devices that work seamlessly together to remind me of appointments, monitor my home security from afar, and allow me to turn off devices remotely when I'm leaving home in a rush. Security, privacy and robust connectivity are now achievable in a wide range of wireless applications, all of which empower us to create smart buildings that save us time, keep us safe and add convenience to our lives.

Smart door locks are one such application, and different wireless protocols have distinct advantages that you can use to tailor your product to the needs of the consumer. If you're working on an [electronic smart lock](#) (e-lock), creating a successful product means having the flexibility to choose the most suitable wireless protocol and leave room for future-proofing.

With the SimpleLink™ platform of wireless microcontrollers (MCUs), you can add connectivity to your electronic door applications regardless of the wireless protocol you've selected. Here are four different types of smart lock designs supported by SimpleLink MCUs that use different wireless standards.

A Bluetooth® Low Energy Smart Lock with Low-power Smartphone Connectivity

Designers are increasingly abandoning physical keys for locking and unlocking and having consumers use their smartphones instead. This is possible through Bluetooth low energy, a capability of Bluetooth 5 that's already available on most mobile devices. Once the consumer is close enough to the e-lock, they can unlock the door using their phone – no more fumbling with keys.

Such conveniences don't make much sense if consumers have to change the e-lock's batteries every week. The SimpleLink CC2640R2F MCU enables ultra-low power Bluetooth low energy operation with an average 1.1µA of sleep current thanks to its unique sensor controller, armed with its own random access memory (RAM) to help optimize power consumption. The sensor controller saves power by allowing the main Arm® Cortex®-M4F MCU core to sleep while waiting for user input via connected sensors, only waking up the main MCU core when necessary. The CC2642R is a pin-to-pin compatible Bluetooth low energy MCU also equipped with a sensor controller, but with an additional 224KB of additional flash memory.

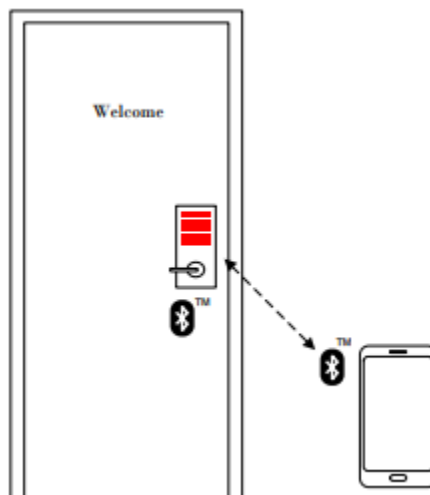


Figure 1. A Smart Door Lock Utilizing Bluetooth Low Energy

A Wi-Fi® Smart Lock with Cloud Connectivity

This smart door lock uses the Wi-Fi network now present in most homes. Cloud connectivity enables consumers to remotely monitor their device and grant someone access from anywhere in the world. This implementation can also use low-power Wi-Fi devices and Bluetooth low energy to enable control from a smartphone interface.

One concern with cloud-connected applications is the threat of an internet-based attack by malicious users. TI provides various tools to help safeguard the system against such attacks such as WPA3 in the SimpleLink Wi-Fi 2.4 GHz CC3230S or dual-band CC3235S family of devices. The SimpleLink Wi-Fi wireless MCUs also offer multi-layer security features that can help protect data, enable counter measures, support 2.4 GHz Bluetooth Low Energy radio coexistence and extend battery life with configurable low-power modes.

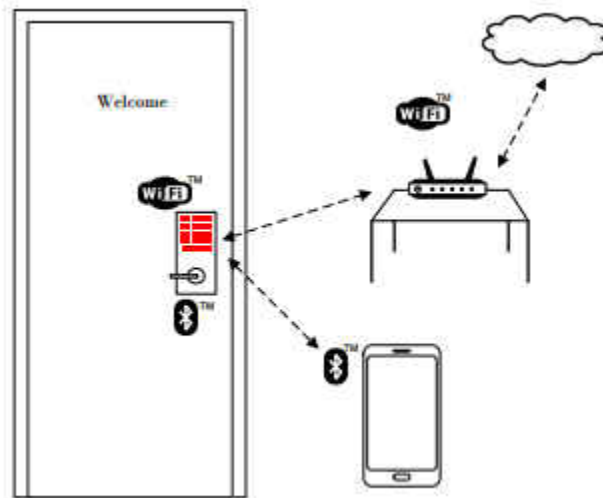


Figure 2. A Wi-fi Smart Lock with Cloud and Bluetooth Connectivity

A Zigbee® Smart Lock with Multiecosystem Connectivity

This type of solution uses a low-power Zigbee network connected to a smart home hub. The e-lock is integrated into a Zigbee mesh network along with light bulbs, thermostats and other smart devices in the home. Zigbee-based smart locks can connect to the cloud via a Zigbee hub, and users can control them remotely.

Zigbee networks are ultra low power, enabling multiyear battery operation on a coin-cell battery. These networks often use Bluetooth low energy to incorporate direct control from a smartphone. In order to operate successfully, Zigbee networks must perform well over long distances and environments with great interference.

The SimpleLink CC2652P ultra-low-power wireless MCU with integrated power amplifier enables long-range communications within a building network, boosting signals with up to 20dBm of output power while consuming only 85mA.

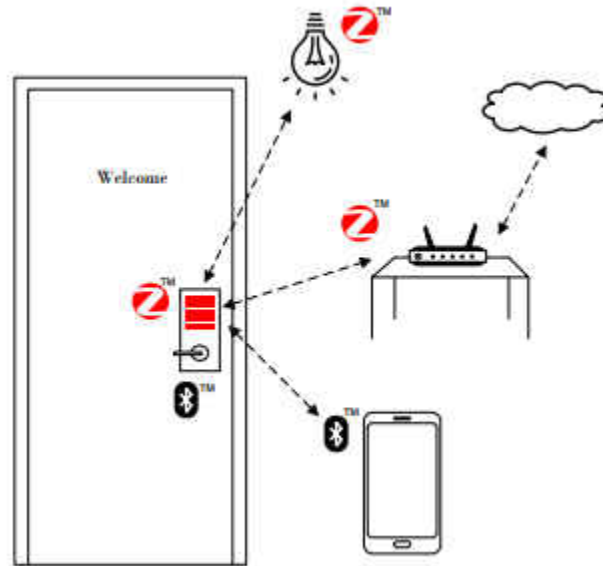


Figure 3. A Smart Door Lock Utilizing Zigbee and BLE for Multiecosystem Connectivity

A Sub-1 GHz Smart Lock for a Long-range Solution

A Sub-1 GHz implementation is best suited for commercial environments such as hotels or large office spaces. Sub-1 GHz technology is long range, so all doors in the building can connect to a single hub for central control. Sub-1 GHz networks can also use Bluetooth low energy to enable control of the entire network directly from a smartphone.

In this type of network, a system administrator can configure credentials from a remote location or lock and unlock all doors in the state of an emergency. It's possible to add concurrent multiprotocol operation to your e-lock designs with the CC1352R, which has a dynamic multiprotocol manager (DMM) that enables you to tailor multiprotocol scheduling to your solution's needs. In case a designer needs more output power, the CC1352P can provide +20dBm while maintaining low-power consumption.

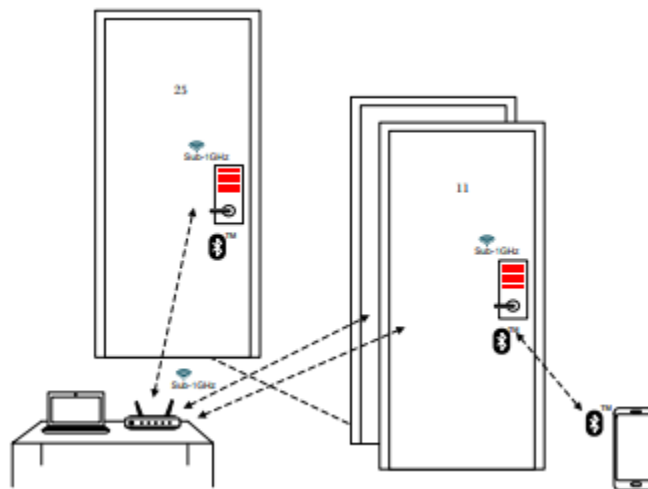


Figure 4. A Sub-1 GHz Long Range Smart Lock Solution with Bluetooth Low Energy for Smart Phone Connectivity

Regardless of the type of e-lock application, SimpleLink MCUs have the necessary hardware and software building blocks. Learn more about SimpleLink MCUs and explore the portfolio of connectivity technologies, unified by 100% code portability and low-power performance.

Additional Resources

Bluetooth:

- Reference design - Access control panel with Bluetooth Low Energy and capacitive touch
- App note - [Smart door lock with SimpleLink platform](#)
- Case study - [TI Bluetooth Low Energy technology helps unlock the SchlageSense™ smart deadbolt from Allegion](#)
- Video - [Bluetooth connected electronic door lock demo](#)

Wi-Fi:

- Reference design - [Battery powered smart lock with cloud connectivity](#)
- [App note - Wi-Fi enabled electronic smart lock](#)
- [Video - Designing for security: electronic smart locks](#)

Multi-Protocol:

- Video - [Sub-1 GHz + BLE concurrency demo](#)
- Video - [Zigbee + Bluetooth 5 concurrency demo](#)

IMPORTANT NOTICE AND DISCLAIMER

TI PROVIDES TECHNICAL AND RELIABILITY DATA (INCLUDING DATA SHEETS), DESIGN RESOURCES (INCLUDING REFERENCE DESIGNS), APPLICATION OR OTHER DESIGN ADVICE, WEB TOOLS, SAFETY INFORMATION, AND OTHER RESOURCES "AS IS" AND WITH ALL FAULTS, AND DISCLAIMS ALL WARRANTIES, EXPRESS AND IMPLIED, INCLUDING WITHOUT LIMITATION ANY IMPLIED WARRANTIES OF MERCHANTABILITY, FITNESS FOR A PARTICULAR PURPOSE OR NON-INFRINGEMENT OF THIRD PARTY INTELLECTUAL PROPERTY RIGHTS.

These resources are intended for skilled developers designing with TI products. You are solely responsible for (1) selecting the appropriate TI products for your application, (2) designing, validating and testing your application, and (3) ensuring your application meets applicable standards, and any other safety, security, regulatory or other requirements.

These resources are subject to change without notice. TI grants you permission to use these resources only for development of an application that uses the TI products described in the resource. Other reproduction and display of these resources is prohibited. No license is granted to any other TI intellectual property right or to any third party intellectual property right. TI disclaims responsibility for, and you will fully indemnify TI and its representatives against, any claims, damages, costs, losses, and liabilities arising out of your use of these resources.

TI's products are provided subject to [TI's Terms of Sale](#) or other applicable terms available either on [ti.com](https://www.ti.com) or provided in conjunction with such TI products. TI's provision of these resources does not expand or otherwise alter TI's applicable warranties or warranty disclaimers for TI products.

TI objects to and rejects any additional or different terms you may have proposed.

Mailing Address: Texas Instruments, Post Office Box 655303, Dallas, Texas 75265
Copyright © 2023, Texas Instruments Incorporated