

TPS7H3302-SP QMLP Total Ionizing Dose (TID) Radiation Report



ABSTRACT

This report discusses the results of the total ionizing dose (TID) testing for TPS7H3302-SP QMLP (QML Class P), Texas Instruments radiation-tolerant double data rate (DDR) 3-A termination regulator with built in VTTREF buffer for space DDR termination applications in a thermally enhanced 32-pin HTSSOP package. The study was done to determine TID effects under high dose rate (HDR) up to 100 krad(Si). The results show that all samples passed within the specified limits up to 100 krad(Si).

Table of Contents

| | |
|--|----|
| 1 Device Information | 2 |
| 1.1 Product Description..... | 2 |
| 1.2 Device Details..... | 2 |
| 2 Total Dose Test Setup | 4 |
| 2.1 Test Overview..... | 4 |
| 2.2 Test Description and Facilities..... | 4 |
| 2.3 Test Setup Details..... | 5 |
| 2.4 Test Configuration and Condition..... | 6 |
| 3 TID Characterization Test Results | 7 |
| 3.1 TID Characterization Summary Results..... | 7 |
| 3.2 Data Sheet Electrical Parameters and Associated Tests..... | 8 |
| 4 Applicable and Reference Documents | 12 |
| 4.1 Applicable Documents..... | 12 |
| 4.2 Reference Documents..... | 12 |
| A Appendix A: HDR TID Report Data | 13 |

List of Figures

| | |
|--|---|
| Figure 1-1. TPS7H3302-SP QMLP Device..... | 3 |
| Figure 2-1. Bias Diagram Used in TID Exposure..... | 5 |

List of Tables

| | |
|---|---|
| Table 1-1. Device and Exposure Details..... | 2 |
| Table 2-1. Biased Source Configuration..... | 6 |
| Table 2-2. Biased Sink Configuration..... | 6 |
| Table 2-3. HDR 3/10/30/50/100 krad(Si) Biased Device Information..... | 6 |
| Table 2-4. HDR 3/10/30/50/100 krad(Si) UnBiased Device Information..... | 6 |
| Table 3-1. TPS7H3302-SP Electrical Parameters Table..... | 8 |

Trademarks

All trademarks are the property of their respective owners.

1 Device Information

1.1 Product Description

The TPS7H3302-SP is a radiation-tolerant double data rate (DDR) 3-A termination regulator with built in VTTREF buffer. The regulator is specifically designed to provide a complete, compact, low-noise solution for space DDR termination applications such as single board computers, solid state recorders, and payload processing.

The TPS7H3302-SP supports DDR VTT termination applications using DDR, DDR2, DDR3, DDR3L, and DDR4. The fast transient response of the TPS7H3302 VTT regulator allows for a very stable supply during read/write conditions. The TPS7H3302 also includes a built-in VTTREF supply that tracks VTT to further reduce the solution size. To enable simple power sequencing, both an enable input and a power-good output (PGOOD) have been integrated into the TPS7H3302. The enable signal can also be used to discharge VTT during suspend to RAM (S3) power down mode. Device is orderable under 5962R1422802PYE in TI's thermally enhanced 32 pin DAP HTSSOP package.

1.2 Device Details

Table 1-1 lists the device information used in the TID characterization.

Table 1-1. Device and Exposure Details

| TID HDR Details: up to 100 krad(Si) | |
|-------------------------------------|--|
| TI DEVICE FAMILY | TPS7H3302-SP QML CLASS P |
| TI PART NAME | 5962R1422802PYE |
| Package | 32 PIN HTSSOP (DAP) |
| Technology | Linear BiCMOS 7 (LBC7) |
| Quantity Tested (HDR) | 60 irradiated units plus 3 control units |
| Lot Accept/Reject | All levels tested and passed up to 100 krad(Si) |
| HDR Radiation Facility | DCLAB - Texas Instruments, Dallas, TX |
| HDR Dose Level | 3 krad(Si), 10 krad(Si), 30 krad(Si), 50 krad (Si) and 100 krad (Si) |
| HDR Dose Rate | 200 to 202 rads(Si)/s |
| HDR Radiation Source | Gammacell 220 Excel (GC-220E) Co-60 |
| Irradiation Temperature | Ambient room temperature |



Figure 1-1. TPS7H3302-SP QMLP Device

2 Total Dose Test Setup

2.1 Test Overview

The TPS7H3302-SP was tested according to MIL-STD-883, Test Method 1019.9. For this testing, Condition A was used. For Condition A, the product was irradiated up to target radiation level and then put through full electrical parametric testing on the production Automated Test Equipment (ATE). All devices were functional, passed all electrical parametric tests with the readings within the data-sheet electrical specification limits.

2.2 Test Description and Facilities

The TPS7H3302-SP QMLP HDR exposure was performed on biased and unbiased devices in a Co-60 gamma cell at TI facility in Dallas CLAB (DCLAB), Texas. The un-attenuated dose rate of this cell is 200 to 202 rads(Si)/s. After exposure, the devices were packed in dry ice (per MIL-STD-883 Method 1019.9 section 3.10) and brought to Junkins lab in TI Dallas for full post-radiation electrical evaluation using Texas Instruments ATE. ATE test limits are set per data sheet electrical limits based on qualification and characterization data. Post-radiation measurements were taken within 30 minutes of removing the devices from the dry ice container. The devices were allowed to reach room temperature prior to electrical post-radiation measurements.

2.3 Test Setup Details

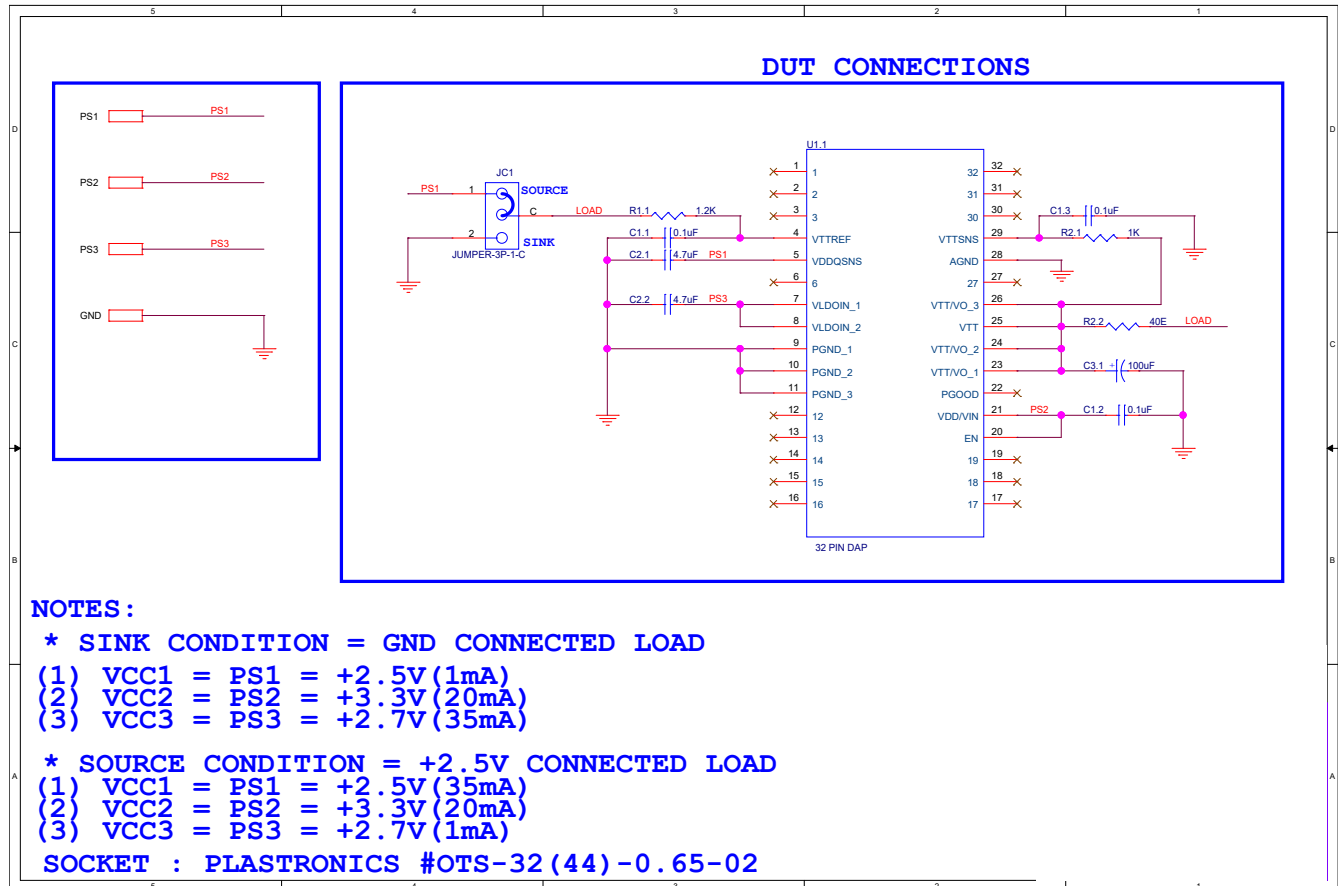
The devices under HDR exposure were tested in both biased and unbiased conditions as described as follows.

2.3.1 Unbiased

For the unbiased HDR conditions, the exposure was performed with all pins grounded.

2.3.2 Biased

The TPS7H3302-SP QMLP supports both sourcing and sinking current. The biased exposure was performed with both sink and source loading. Figure 2-1 shows the biased diagram that was used for TID exposure.



Sequence = PS2, PS1, PS3

Bulk capacitors added to all PS

Figure 2-1. Bias Diagram Used in TID Exposure

Table 2-1. Biased Source Configuration

| PS1 (V) | PS1 (mA/device) | PS2 (V) | PS2 (mA/device) | PS3 (V) | PS3 (mA/device) | Total Power (mW/device) |
|---------|-----------------|---------|-----------------|---------|-----------------|-------------------------|
| 2.5 | 35 | 3.3 | 20 | 2.7 | 1 | 156.2 |

Table 2-2. Biased Sink Configuration

| PS1 (V) | PS1 (mA/device) | PS2 (V) | PS2 (mA/device) | PS3 (V) | PS3 (mA/device) | Total Power (mW/device) |
|---------|-----------------|---------|-----------------|---------|-----------------|-------------------------|
| 2.5 | 1 | 3.3 | 20 | 2.7 | 35 | 163 |

2.4 Test Configuration and Condition

HDR devices were stressed at 3 krad(Si), 10 krad(Si), 30 krad(Si), 50 krad(Si) and 100 krad(Si) for biased and unbiased conditions.

Table 2-3. HDR 3/10/30/50/100 krad(Si) Biased Device Information

| Total Samples: 30 | | | | |
|--|--|--|---|---|
| Exposure Levels | | | | |
| 3 krad(Si) | 10 krad(Si) | 30 krad(Si) | 50 krad(Si) | 100 krad(Si) |
| SOURCE CONFIG - 817, 825, 833 SINK CONFIG - 547, 645, 788 | SOURCE CONFIG - 180, 236, 246 SINK CONFIG - 190, 266, 308 | SOURCE CONFIG - 1141, 1242, 1417 SINK CONFIG - 1126, 1165, 1300 | SOURCE CONFIG - 300, 756, 1100 SINK CONFIG - 451, 587, 956 | SOURCE CONFIG - 448, 938, 1051 SINK CONFIG - 921, 1113, 1234 |

Table 2-4. HDR 3/10/30/50/100 krad(Si) UnBiased Device Information

| Total Samples: 30 | | | | |
|----------------------------------|------------------------------|------------------------------|--------------------------------|-------------------------------|
| Exposure Levels | | | | |
| 3 krad(Si) | 10 krad(Si) | 30 krad(Si) | 50 krad(Si) | 100 krad(Si) |
| 959, 991, 1000, 1011, 1087, 1097 | 848, 878, 880, 942, 947, 962 | 376, 405, 425, 492, 501, 521 | 198, 220, 665, 818, 1057, 1137 | 194, 364, 440, 477, 556, 1213 |

Control Unit for HDR: 775, 1088, 1106

3 TID Characterization Test Results

3.1 TID Characterization Summary Results

The parametric data for the TPS7H3302-SP QMLP passes up to 100-krad(Si) HDR TID irradiation. The drifts of the electrical parameters through HDR were within the data sheet limits.

Overall, the TPS7H3302-SP showed a strong degree of hardness to irradiation up to 100 krad(Si) for both biased and unbiased exposure conditions. The measurements taken post-irradiation for each sample set showed a marginal shift for most parameters at each dose level for both biased and unbiased. See TPS7H3302-SP Electrical Parameters Table below parameters and associated tests.

See [Appendix A: HDR TID Report Data](#) for HDR report up to 100 krad(Si).

3.2 Data Sheet Electrical Parameters and Associated Tests

Table 3-1. TPS7H3302-SP Electrical Parameters Table

| PARAMETER | TEST CONDITION | TPS7H3302-SP QMLP DATA SHEET | | | | TEST # |
|---|---|------------------------------|-------|-------|---|---|
| | | MIN | TYP | MAX | UNIT | |
| SUPPLY VOLTAGES AND CURRENTS | | | | | | |
| I_{VDD} Quiescent current | EN = 3.3 V, no load | | 18 | 30 | mA | 3.0 __IVDD_2p5_3p6, 3.2 __IVDD_1p8_3p6, 3.4 __IVDD_1p5_3p6, 3.6 __IVDD_2p5_2p925, 3.8 __IVDD_1p8_2p375, 3.10 __IVDD_1p5_2p375 |
| $I_{VDD(SHDN)}$ Shutdown current | EN = 0 V, no load, VDDQSNS = 0 V | | 1.75 | 3 | mA | 7.0 __ISHUT_VDDQ0_2p5_3p6, 7.1 __ISHUT_VDDQ0_1p8_3p6, 7.2 __ISHUT_VDDQ0_1p5_3p6, 7.3 __ISHUT_VDDQ0_2p5_2p925, 7.4 __ISHUT_VDDQ0_1p8_2p375, 7.5 __ISHUT_VDDQ0_1p5_2p375 |
| | EN = 0 V, no load, VDDQSNS > 0.78 V | | 5 | 6 | mA | 6.0 __IVDD_SHDN_2p7_3p6, 6.2 __IVDD_SHDN_2p5_3p6, 6.4 __IVDD_SHDN_1p8_3p6, 6.6 __IVDD_SHDN_1p5_3p6, 6.8 __IVDD_SHDN_2p5_2p925, 6.10 __IVDD_SHDN_1p8_2p375, 6.12 __IVDD_SHDN_1p5_2p375 |
| I_{VLDOIN} Quiescent current of VLDOIN | EN = 3.3 V, no load | | 450 | 1200 | μ A | 4.0 __IVLDOIN_2p5_2p925, 4.1 __IVLDOIN_1p8_2p375, 4.2 __IVLDOIN_1p5_2p375, 5.0 __IVLDOIN_2p5_3p6, 5.1 __IVLDOIN_1p8_3p6, 5.2 __IVLDOIN_1p5_3p6 |
| $I_{VLDOIN(SHDN)}$ Shutdown current of VLDOIN | EN = 0 V, no load | | 0.5 | 1 | μ A | 8.0 __IVLDOIN_SHDN_2p5_2p925, 8.1 __IVLDOIN_SHDN_1p8_2p375, 8.2 __IVLDOIN_SHDN_1p5_2p375, 9.0 __IVLDOIN_SHDN_2p5_3p6, 9.1 __IVLDOIN_SHDN_1p8_3p6, 9.2 __IVLDOIN_SHDN_1p5_3p6 |
| $I_{VDDQSNS}$ VDDQSNS input current | EN = 3.3 V | | 4 | 6 | μ A | 3.1 __IVDDQSNS_2p5_3p6, 3.3 __IVDDQSNS_1p8_3p6, 3.5 __IVDDQSNS_1p5_3p6, 3.7 __IVDDQSNS_2p5_2p925, 3.9 __IVDDQSNS_1p8_2p375, 3.11 __IVDDQSNS_1p5_2p375 |
| VTT OUTPUT | | | | | | |
| VTT output voltage, VTT | $I_{VTT} = 5$ mA, VDDQSNS = VLDOIN = 2.5 V (DDR1) | 1.24 | 1.25 | 1.26 | V | 21.39 __VTTVO_P5mA_2p5_3p6, 23.39 __VTTVO_P5mA_2p5_2p925 |
| | $I_{VTT} = 5$ mA, VDDQSNS = VLDOIN = 1.8 V (DDR2) | 0.89 | 0.9 | 0.91 | V | 21.38 __VTTVO_P5mA_1p8_3p6, 23.38 __VTTVO_P5mA_1p8_2p375 |
| | $I_{VTT} = 5$ mA, VDDQSNS = VLDOIN = 1.5 V (DDR3) | 0.745 | 0.752 | 0.759 | V | 21.37 __VTTVO_P5mA_1p5_3p6, 23.37 __VTTVO_P5mA_1p5_2p375 |
| | $I_{VTT} = 5$ mA, VDDQSNS = VLDOIN = 1.35 V (DDR3L) | 0.67 | 0.677 | 0.684 | V | 21.36 __VTTVO_P5mA_1p35_3p6, 23.36 __VTTVO_P5mA_1p35_2p375 |
| | $I_{VTT} = 5$ mA, VDDQSNS = VLDOIN = 1.2 V (DDR4) | 0.596 | 0.602 | 0.608 | V | 21.35 __VTTVO_P5mA_1p2_3p6, 23.35 __VTTVO_P5mA_1p2_2p375 |
| | $I_{VTT} = -5$ mA, VDDQSNS = VLDOIN = 2.5 V (DDR1) | 1.25 | 1.26 | 1.27 | V | 20.39 __VTTVO_N5mA_2p5_3p6, 22.39 __VTTVO_N5mA_2p5_2p925 |
| | $I_{VTT} = -5$ mA, VDDQSNS = VLDOIN = 1.8 V (DDR2) | 0.9 | 0.91 | 0.92 | V | 20.38 __VTTVO_N5mA_1p8_3p6, 22.38 __VTTVO_N5mA_1p8_2p375 |
| | $I_{VTT} = -5$ mA, VDDQSNS = VLDOIN = 1.5 V (DDR3) | 0.752 | 0.76 | 0.768 | V | 20.37 __VTTVO_N5mA_1p5_3p6, 22.37 __VTTVO_N5mA_1p5_2p375 |
| | $I_{VTT} = -5$ mA, VDDQSNS = VLDOIN = 1.35 V (DDR3L) | 0.675 | 0.685 | 0.692 | V | 20.36 __VTTVO_N5mA_1p35_3p6, 22.36 __VTTVO_N5mA_1p35_2p375 |
| | $I_{VTT} = -5$ mA, VDDQSNS = VLDOIN = 1.2 V (DDR4) | 0.602 | 0.610 | 0.618 | V | 20.35 __VTTVO_N5mA_1p2_3p6, 22.35 __VTTVO_N5mA_1p2_2p375 |
| | -1 A $\leq I_{VTT} \leq 1$ A, VDDQSNS = VLDOIN = 2.5 V (DDR1) | 1.24 | 1.26 | 1.28 | V | 20.28 __VTTVO_NOLOAD_2p5_3p6, 20.29 __VTTVO_N500mA_2p5_3p6, 20.32 __VTTVO_N1A_2p5_3p6, 21.28 __VTTVO_NOLOAD2_2p5_3p6, 21.29 __VTTVO_P500mA_2p5_3p6, 21.32 __VTTVO_P1A_2p5_3p6, 22.28 __VTTVO_NOLOAD3_2p5_2p925, 22.29 __VTTVO_N500mA_2p5_2p925, 22.32 __VTTVO_N1A_2p5_2p925, 23.28 __VTTVO_NOLOAD4_2p5_2p925, 23.29 __VTTVO_P500mA_2p5_2p925, 23.32 __VTTVO_P1A_2p5_2p925 |
| | -1 A $\leq I_{VTT} \leq 1$ A, VDDQSNS = VLDOIN = 1.8 V (DDR2) | 0.885 | 0.91 | 0.93 | V | 20.21 __VTTVO_NOLOAD_1p8_3p6, 20.22 __VTTVO_N500mA_1p8_3p6, 20.25 __VTTVO_N1A_1p8_3p6, 21.21 __VTTVO_NOLOAD2_1p8_3p6, 21.22 __VTTVO_P500mA_1p8_3p6, 21.25 __VTTVO_P1A_1p8_3p6, 22.21 __VTTVO_NOLOAD3_1p8_2p375, 22.22 __VTTVO_N500mA_1p8_2p375, 22.25 __VTTVO_N1A_1p8_2p375, 23.21 __VTTVO_NOLOAD4_1p8_2p375, 23.22 __VTTVO_P500mA_1p8_2p375, 23.25 __VTTVO_P1A_1p8_2p375 |
| | -1 A $\leq I_{VTT} \leq 1$ A, VDDQSNS = VLDOIN = 1.5 V (DDR3) | 0.735 | 0.76 | 0.78 | V | 20.14 __VTTVO_NOLOAD_1p5_3p6, 20.15 __VTTVO_N500mA_1p5_3p6, 20.18 __VTTVO_N1A_1p5_3p6, 21.14 __VTTVO_NOLOAD2_1p5_3p6, 21.15 __VTTVO_P500mA_1p5_3p6, 21.18 __VTTVO_P1A_1p5_3p6, 22.14 __VTTVO_NOLOAD3_1p5_2p375, 22.15 __VTTVO_N500mA_1p5_2p375, 22.18 __VTTVO_N1A_1p5_2p375, 23.14 __VTTVO_NOLOAD4_1p5_2p375, 23.15 __VTTVO_P500mA_1p5_2p375, 23.18 __VTTVO_P1A_1p5_2p375 |
| -1 A $\leq I_{VTT} \leq 1$ A, VDDQSNS = VLDOIN = 1.35 V (DDR3L) | 0.66 | 0.69 | 0.72 | V | 20.7 __VTTVO_NOLOAD_1p35_3p6, 20.8 __VTTVO_N500mA_1p35_3p6, 20.11 __VTTVO_N1A_1p35_3p6, 21.7 __VTTVO_NOLOAD2_1p35_3p6, 21.8 __VTTVO_P500mA_1p35_3p6, 21.11 __VTTVO_P1A_1p35_3p6, 22.7 __VTTVO_NOLOAD3_1p35_2p375, 22.8 __VTTVO_N500mA_1p35_2p375, 22.11 __VTTVO_N1A_1p35_2p375, 23.7 __VTTVO_NOLOAD4_1p35_2p375, 23.8 __VTTVO_P500mA_1p35_2p375, 23.11 __VTTVO_P1A_1p35_2p375 | |
| -1 A $\leq I_{VTT} \leq 1$ A, VDDQSNS = VLDOIN = 1.2 V (DDR4) | 0.585 | 0.6 | 0.63 | V | 20.0 __VTTVO_NOLOAD_1p2_3p6, 20.1 __VTTVO_N500mA_1p2_3p6, 20.4 __VTTVO_N1A_1p2_3p6, 21.0 __VTTVO_NOLOAD2_1p2_3p6, 21.1 __VTTVO_P500mA_1p2_3p6, 21.4 __VTTVO_P1A_1p2_3p6, 22.0 __VTTVO_NOLOAD3_1p2_2p375, 22.1 __VTTVO_N500mA_1p2_2p375, 22.4 __VTTVO_N1A_1p2_2p375, 23.0 __VTTVO_NOLOAD4_1p2_2p375, 23.1 __VTTVO_P500mA_1p2_2p375, 23.4 __VTTVO_P1A_1p2_2p375 | |

Table 3-1. TPS7H3302-SP Electrical Parameters Table (continued)

| PARAMETER | TEST CONDITION | TPS7H3302-SP QMLP DATA SHEET | | | | TEST # |
|--|---|------------------------------|------|-----|------|--|
| | | MIN | TYP | MAX | UNIT | |
| V _{DO} Dropout voltage, V _{DO} = VLDOIN – VTTREF V _{DO} recorded when VTT – VTTREF = 50 mV | VDDQSNS = 2.5 V (DDR1), I _{VTT} = 0.5 A | | 5 | 60 | mV | 24.1 __DROPOUT_500mA_2p5_3p6, 24.16 __DROPOUT_500mA_2p5_2p925 |
| | VDDQSNS = 2.5 V (DDR1), I _{VTT} = 1 A | | 60 | 180 | mV | 24.0 __DROPOUT_1A_2p5_3p6, 24.15 __DROPOUT_1A_2p5_2p925 |
| | VDDQSNS = 2.5 V (DDR1), I _{VTT} = 2 A | | 190 | 465 | mV | 24.10 __DROPOUT_2A_2p5_3p6, 24.25 __DROPOUT_2A_2p5_2p925 |
| | VDDQSNS = 1.8 V (DDR2), I _{VTT} = 0.5 A | | 8 | 70 | mV | 24.3 __DROPOUT_500mA_1p8_3p6, 24.18 __DROPOUT_500mA_1p8_2p375 |
| | VDDQSNS = 1.8 V (DDR2), I _{VTT} = 1 A | | 65 | 200 | mV | 24.2 __DROPOUT_1A_1p8_3p6, 24.17 __DROPOUT_1A_1p8_2p375 |
| | VDDQSNS = 1.8 V (DDR2), I _{VTT} = 2 A | | 190 | 475 | mV | 24.11 __DROPOUT_2A_1p8_3p6, 24.26 __DROPOUT_2A_1p8_2p375 |
| | VDDQSNS = 1.5 V (DDR3), I _{VTT} = 0.5 A | | 5 | 65 | mV | 24.5 __DROPOUT_500mA_1p5_3p6, 24.20 __DROPOUT_500mA_1p5_2p375 |
| | VDDQSNS = 1.5 V (DDR3), I _{VTT} = 1 A | | 60 | 180 | mV | 24.4 __DROPOUT_1A_1p5_3p6, 24.19 __DROPOUT_1A_1p5_2p375 |
| | VDDQSNS = 1.5 V (DDR3), I _{VTT} = 2 A | | 180 | 420 | mV | 24.12 __DROPOUT_2A_1p5_3p6, 24.27 __DROPOUT_2A_1p5_2p375 |
| | VDDQSNS = 1.35 V (DDR3L), I _{VTT} = 0.5 A | | 4 | 60 | mV | 24.7 __DROPOUT_500mA_1p35_3p6, 24.22 __DROPOUT_500mA_1p35_2p375 |
| | VDDQSNS = 1.35 V (DDR3L), I _{VTT} = 1 A | | 60 | 180 | mV | 24.6 __DROPOUT_1A_1p35_3p6, 24.21 __DROPOUT_1A_1p35_2p375 |
| | VDDQSNS = 1.35 V (DDR3L), I _{VTT} = 2 A | | 175 | 420 | mV | 24.13 __DROPOUT_2A_1p35_3p6, 24.28 __DROPOUT_2A_1p35_2p375 |
| | VDDQSNS = 1.2 V (DDR4), I _{VTT} = 0.5 A | | 4 | 60 | mV | 24.9 __DROPOUT_500mA_1p2_3p6, 24.24 __DROPOUT_500mA_1p2_2p375 |
| | VDDQSNS = 1.2 V (DDR4), I _{VTT} = 1 A | | 60 | 180 | mV | 24.8 __DROPOUT_1A_1p2_3p6, 24.23 __DROPOUT_1A_1p2_2p375 |
| | VDDQSNS = 1.2 V (DDR4), I _{VTT} = 2 A | | 175 | 420 | mV | 24.14 __DROPOUT_2A_1p2_3p6, 24.29 __DROPOUT_2A_1p2_2p375 |
| VTT(TOL) VTT Tolerance to VTTREF (VTT – VTTREF) | I _{VTT} = -3 A | 1 | 18 | 30 | mV | 31.6 __VTTVO_TOL_N3A_2p5_3p6, 31.8 __VTTVO_TOL_N3A_1p8_3p6, 31.10 __VTTVO_TOL_N3A_1p5_3p6, 31.12 __VTTVO_TOL_N3A_2p5_2p925, 31.14 __VTTVO_TOL_N3A_1p8_2p375, 31.16 __VTTVO_TOL_N3A_1p5_2p375 |
| | I _{VTT} = 3 A | -30 | -15 | -1 | mV | 31.7 __VTTVO_TOL_P3A_2p5_3p6, 31.9 __VTTVO_TOL_P3A_1p8_3p6, 31.11 __VTTVO_TOL_P3A_1p5_3p6, 31.13 __VTTVO_TOL_P3A_2p5_2p925, 31.15 __VTTVO_TOL_P3A_1p8_2p375, 31.17 __VTTVO_TOL_P3A_1p5_2p375 |
| I _{LIM_SRC_VTT} VTT sourcing current limit | Ramp output 0 A to 10 A, record current when VTT reaches lowest value | 5 | | 9 | A | 30.1 __VTTVO_ILIM_SRC_2p5_3p6, 30.3 __VTTVO_ILIM_SRC_1p8_3p6, 30.5 __VTTVO_ILIM_SRC_1p5_3p6, 31.1 __VTTVO_ILIM_SRC_2p5_2p925, 31.3 __VTTVO_ILIM_SRC_1p8_2p375, 31.5 __VTTVO_ILIM_SRC_1p5_2p375 |
| I _{LIM_SNK_VTT} VTT sinking current limit | Ramp output 0 A to -10 A, record current when VTT reaches highest value | 5 | | 10 | A | 30.0 __VTTVO_ILIM_SNK_2p5_3p6, 30.2 __VTTVO_ILIM_SNK_1p8_3p6, 30.4 __VTTVO_ILIM_SNK_1p5_3p6, 31.0 __VTTVO_ILIM_SNK_2p5_2p925, 31.2 __VTTVO_ILIM_SNK_1p8_2p375, 31.4 __VTTVO_ILIM_SNK_1p5_2p375 |
| R _{DSCHRG_VTT} discharge resistance | VDDQSNS = 0 V, VTT = 0.3 V, EN = 0 V | | 7 | 25 | Ω | 34.1 __VTTVO_RDSCHRG_2p5_3p6, 34.3 __VTTVO_RDSCHRG_1p8_3p6, 34.5 __VTTVO_RDSCHRG_1p5_3p6, 35.1 __VTTVO_RDSCHRG_2p5_2p925, 35.3 __VTTVO_RDSCHRG_1p8_2p375, 35.5 __VTTVO_RDSCHRG_1p5_2p375 |
| POWER GOOD | | | | | | |
| V _{PG(LOW, Falling)} VTT PGOOD threshold with respect to VTTREF | PGOOD window lower falling threshold, PGOOD window lower threshold | -21 | -20 | -18 | % | 13.1 __PG_LOW_FALL_2p5_3p6, 13.7 __PG_LOW_FALL_1p8_3p6, 13.13 __PG_LOW_FALL_1p5_3p6, 13.19 __PG_LOW_FALL_2p5_2p925, 13.25 __PG_LOW_FALL_1p8_2p375, 13.31 __PG_LOW_FALL_1p5_2p375 |
| V _{PG(LOW, Rising)} VTT PGOOD threshold with respect to VTTREF | PGOOD window lower rising threshold, PGOOD window lower threshold | -17 | -15 | -13 | % | 13.0 __PG_LOW_RISE_2p5_3p6, 13.6 __PG_LOW_RISE_1p8_3p6, 13.12 __PG_LOW_RISE_1p5_3p6, 13.18 __PG_LOW_RISE_2p5_2p925, 13.24 __PG_LOW_RISE_1p8_2p375, 13.30 __PG_LOW_RISE_1p5_2p375 |
| V _{PG(HI, Falling)} VTT PGOOD threshold with respect to VTTREF | PGOOD window High falling threshold, PGOOD window upper threshold | 13 | 15 | 17 | % | 13.4 __PG_UPP_FALL_2p5_3p6, 13.10 __PG_UPP_FALL_1p8_3p6, 13.16 __PG_UPP_FALL_1p5_3p6, 13.22 __PG_UPP_FALL_2p5_2p925, 13.28 __PG_UPP_FALL_1p8_2p375, 13.34 __PG_UPP_FALL_1p5_2p375 |
| V _{PG(HI, Rising)} VTT PGOOD threshold with respect to VTTREF | PGOOD window High rising threshold, PGOOD window upper threshold | 18 | 20 | 21 | % | 13.3 __PG_UPP_RISE_2p5_3p6, 13.9 __PG_UPP_RISE_1p8_3p6, 13.15 __PG_UPP_RISE_1p5_3p6, 13.21 __PG_UPP_RISE_2p5_2p925, 13.27 __PG_UPP_RISE_1p8_2p375, 13.33 __PG_UPP_RISE_1p5_2p375 |
| V _{PG(HYST)} VTT PGOOD hysteresis | | | 5 | | % | 13.5 __PG_UPP_HYS_2p5_3p6, 13.11 __PG_UPP_HYS_1p8_3p6, 13.17 __PG_UPP_HYS_1p5_3p6, 13.23 __PG_UPP_HYS_2p5_2p925, 13.29 __PG_UPP_HYS_1p8_2p375, 13.35 __PG_UPP_HYS_1p5_2p375 |
| t _{PG(delay)} PGOOD startup delay | | | 4 | | ms | 13.38 __PG_GOOD_DELAY_2p5_3p6, 13.39 __PG_GOOD_DELAY_1p8_3p6, 13.40 __PG_GOOD_DELAY_1p5_3p6, 13.41 __PG_GOOD_DELAY_2p5_2p925, 13.42 __PG_GOOD_DELAY_1p8_2p375, 13.43 __PG_GOOD_DELAY_1p5_2p375 |
| t _{PG_BAD(delay)} PGOOD bad delay | | | 1.95 | | μA | 13.44 __PG_BAD_DELAY_2p5_3p6, 13.45 __PG_BAD_DELAY_1p8_3p6, 13.46 __PG_BAD_DELAY_1p5_3p6, 13.47 __PG_BAD_DELAY_2p5_2p925, 13.48 __PG_BAD_DELAY_1p8_2p375, 13.49 __PG_BAD_DELAY_1p5_2p375 |
| V _{PG(OL)} Power good output low | I _{PGOOD(SINK)} = 4 mA | | | 0.4 | V | 13.36 __PG_VOL_2p375, 13.37 __PG_VOL_3p6 |

Table 3-1. TPS7H3302-SP Electrical Parameters Table (continued)

| PARAMETER | TEST CONDITION | TPS7H3302-SP QMLP DATA SHEET | | | | TEST # |
|---|---|------------------------------|-------------|-------|---------|--|
| | | MIN | TYP | MAX | UNIT | |
| $I_{PG(LKG)}$ Power good leakage | VTTSNS = VTTREF (PGOOD high impedance), PGOOD = VDD + 0.2 V | | 0.07 | 1 | μA | 2.5 __PGOOD_I_Leak_3p6, 2.7 __PGOOD_I_Leak_2p375 |
| VDDQSNS AND VTTREF | | | | | | |
| VDDQSNS _{UVLO} VDDQSNS UVLO turn-on threshold | | | 750 | 900 | mV | 12.0 __VDDQSNS_UVLO_ON_2p5_3p6, 12.4 __VDDQSNS_UVLO_ON_1p8_3p6, 12.8 __VDDQSNS_UVLO_ON_1p5_3p6, 12.12 __VDDQSNS_UVLO_ON_2p5_2p925, 12.16 __VDDQSNS_UVLO_ON_1p8_2p375, 12.20 __VDDQSNS_UVLO_ON_1p5_2p375 |
| VDDQSNS _{UVLO(HYST)} VDDQSNS UVLO hysteresis | | | 75 | 150 | mV | 12.2 __VDDQSNS_UVLO_HYS_2p5_3p6, 12.6 __VDDQSNS_UVLO_HYS_1p8_3p6, 12.10 __VDDQSNS_UVLO_HYS_1p5_3p6, 12.14 __VDDQSNS_UVLO_HYS_2p5_2p925, 12.18 __VDDQSNS_UVLO_HYS_1p8_2p375, 12.22 __VDDQSNS_UVLO_HYS_1p5_2p375 |
| VTTREF voltage | | | VDDQSNS / 2 | | V | |
| VTTREF voltage tolerance to VDDQSNS | -10 mA $\leq I_{VTTREF} \leq$ 10 mA, VDDQSNS = 2.5 V | 49 | | 51 | % | 18.32 __VTTREF_NOLOAD_2p5_3p6, 18.33 __VTTREF_N10mA_2p5_3p6, 18.37 __VTTREF_P10mA_2p5_3p6, 19.32 __VTTREF_NOLOAD_2p5_2p925, 19.33 __VTTREF_N10mA_2p5_2p925, 19.37 __VTTREF_P10mA_2p5_2p925, 19.72 __VTTREF_N100uA_2p5_3p6, 19.73 __VTTREF_P100uA_2p5_3p6, 19.74 __VTTREF_N500uA_2p5_3p6, 19.75 __VTTREF_P500uA_2p5_3p6, 19.76 __VTTREF_N1mA_2p5_3p6, 19.77 __VTTREF_P1mA_2p5_3p6, 19.78 __VTTREF_N3mA_2p5_3p6, 19.79 __VTTREF_P3mA_2p5_3p6, 19.112 __VTTREF_N100uA_2p5_2p925, 19.113 __VTTREF_P100uA_2p5_2p925, 19.114 __VTTREF_N500uA_2p5_2p925, 19.115 __VTTREF_P500uA_2p5_2p925, 19.116 __VTTREF_N1mA_2p5_2p925, 19.117 __VTTREF_P1mA_2p5_2p925, 19.118 __VTTREF_N3mA_2p5_2p925, 19.119 __VTTREF_P3mA_2p5_2p925 |
| | -10 mA $\leq I_{VTTREF} \leq$ 10 mA, VDDQSNS = 1.8 V | 49 | | 51 | % | 18.24 __VTTREF_NOLOAD_1p8_3p6, 18.25 __VTTREF_N10mA_1p8_3p6, 18.29 __VTTREF_P10mA_1p8_3p6, 19.24 __VTTREF_NOLOAD_1p8_2p375, 19.25 __VTTREF_N10mA_1p8_2p375, 19.29 __VTTREF_P10mA_1p8_2p375, 19.64 __VTTREF_N100uA_1p8_3p6, 19.65 __VTTREF_P100uA_1p8_3p6, 19.66 __VTTREF_N500uA_1p8_3p6, 19.67 __VTTREF_P500uA_1p8_3p6, 19.68 __VTTREF_N1mA_1p8_3p6, 19.69 __VTTREF_P1mA_1p8_3p6, 19.70 __VTTREF_N3mA_1p8_3p6, 19.71 __VTTREF_P3mA_1p8_3p6, 19.104 __VTTREF_N100uA_1p8_2p375, 19.105 __VTTREF_P100uA_1p8_2p375, 19.106 __VTTREF_N500uA_1p8_2p375, 19.107 __VTTREF_P500uA_1p8_2p375, 19.108 __VTTREF_N1mA_1p8_2p375, 19.109 __VTTREF_P1mA_1p8_2p375, 19.110 __VTTREF_N3mA_1p8_2p375, 19.111 __VTTREF_P3mA_1p8_2p375 |
| | -10 mA $\leq I_{VTTREF} \leq$ 10 mA, VDDQSNS = 1.5 V | 49 | | 51.25 | % | 18.17 __VTTREF_N10mA_1p5_3p6, 18.21 __VTTREF_P10mA_1p5_3p6, 19.17 __VTTREF_N10mA_1p5_2p375, 19.21 __VTTREF_P10mA_1p5_2p375 |
| | -10 mA $\leq I_{VTTREF} \leq$ 10 mA, VDDQSNS = 1.35 V | 49 | | 51 | % | 18.9 __VTTREF_N10mA_1p35_3p6, 18.13 __VTTREF_P10mA_1p35_3p6, 19.9 __VTTREF_N10mA_1p35_2p375, 19.13 __VTTREF_P10mA_1p35_2p375 |
| | -10 mA $\leq I_{VTTREF} \leq$ 10 mA, VDDQSNS = 1.2 V | 49 | | 51 | % | 18.1 __VTTREF_N10mA_1p2_3p6, 18.5 __VTTREF_P10mA_1p2_3p6, 19.1 __VTTREF_N10mA_1p2_2p375, 19.5 __VTTREF_P10mA_1p2_2p375 |
| | -3 mA $\leq I_{VTTREF} \leq$ 3 mA, VDDQSNS = 1.5 V | 49 | | 51 | % | 18.16 __VTTREF_NOLOAD_1p5_3p6, 19.16 __VTTREF_NOLOAD_1p5_2p375, 19.56 __VTTREF_N100uA_1p5_3p6, 19.57 __VTTREF_P100uA_1p5_3p6, 19.58 __VTTREF_N500uA_1p5_3p6, 19.59 __VTTREF_P500uA_1p5_3p6, 19.60 __VTTREF_N1mA_1p5_3p6, 19.61 __VTTREF_P1mA_1p5_3p6, 19.62 __VTTREF_N3mA_1p5_3p6, 19.63 __VTTREF_P3mA_1p5_3p6, 19.96 __VTTREF_N100uA_1p5_2p375, 19.97 __VTTREF_P100uA_1p5_2p375, 19.98 __VTTREF_N500uA_1p5_2p375, 19.99 __VTTREF_P500uA_1p5_2p375, 19.100 __VTTREF_N1mA_1p5_2p375, 19.101 __VTTREF_P1mA_1p5_2p375, 19.102 __VTTREF_N3mA_1p5_2p375, 19.103 __VTTREF_P3mA_1p5_2p375 |
| | -3 mA $\leq I_{VTTREF} \leq$ 3 mA, VDDQSNS = 1.35 V | 49 | | 51 | % | 18.8 __VTTREF_NOLOAD_1p35_3p6, 19.8 __VTTREF_NOLOAD_1p35_2p375, 19.48 __VTTREF_N100uA_1p35_3p6, 19.49 __VTTREF_P100uA_1p35_3p6, 19.50 __VTTREF_N500uA_1p35_3p6, 19.51 __VTTREF_P500uA_1p35_3p6, 19.52 __VTTREF_N1mA_1p35_3p6, 19.53 __VTTREF_P1mA_1p35_3p6, 19.54 __VTTREF_N3mA_1p35_3p6, 19.55 __VTTREF_P3mA_1p35_3p6, 19.88 __VTTREF_N100uA_1p35_2p375, 19.89 __VTTREF_P100uA_1p35_2p375, 19.90 __VTTREF_N500uA_1p35_2p375, 19.91 __VTTREF_P500uA_1p35_2p375, 19.92 __VTTREF_N1mA_1p35_2p375, 19.93 __VTTREF_P1mA_1p35_2p375, 19.94 __VTTREF_N3mA_1p35_2p375, 19.95 __VTTREF_P3mA_1p35_2p375 |
| | -3 mA $\leq I_{VTTREF} \leq$ 3 mA, VDDQSNS = 1.2 V | 49 | | 51 | % | 18.0 __VTTREF_NOLOAD_1p2_3p6, 19.0 __VTTREF_NOLOAD_1p2_2p375, 19.40 __VTTREF_N100uA_1p2_3p6, 19.41 __VTTREF_P100uA_1p2_3p6, 19.42 __VTTREF_N500uA_1p2_3p6, 19.43 __VTTREF_P500uA_1p2_3p6, 19.44 __VTTREF_N1mA_1p2_3p6, 19.45 __VTTREF_P1mA_1p2_3p6, 19.46 __VTTREF_N3mA_1p2_3p6, 19.47 __VTTREF_P3mA_1p2_3p6, 19.80 __VTTREF_N100uA_1p2_2p375, 19.81 __VTTREF_P100uA_1p2_2p375, 19.82 __VTTREF_N500uA_1p2_2p375, 19.83 __VTTREF_P500uA_1p2_2p375, 19.84 __VTTREF_N1mA_1p2_2p375, 19.85 __VTTREF_P1mA_1p2_2p375, 19.86 __VTTREF_N3mA_1p2_2p375, 19.87 __VTTREF_P3mA_1p2_2p375 |
| $I_{LIM_SRC_VTTREF}$ VTTREF sourcing current limit | Ramp output 0 A to 16.5 mA, record current when VTTREF reaches peak value | 35 | 45 | | mA | 32.1 __VTTREF_ILIM_SRC_2p5_3p6, 32.4 __VTTREF_ILIM_SRC_1p8_3p6, 32.7 __VTTREF_ILIM_SRC_1p5_3p6, 33.1 __VTTREF_ILIM_SRC_2p5_2p925, 33.4 __VTTREF_ILIM_SRC_1p8_2p375, 33.7 __VTTREF_ILIM_SRC_1p5_2p375 |
| $I_{LIM_SNK_VTTREF}$ VTTREF sinking current limit | Ramp output 0 A to -55 mA, record current when VTTREF reaches half original value | 12 | 40 | | mA | 32.0 __VTTREF_ILIM_SNK_2p5_3p6, 32.3 __VTTREF_ILIM_SNK_1p8_3p6, 32.6 __VTTREF_ILIM_SNK_1p5_3p6, 33.0 __VTTREF_ILIM_SNK_2p5_2p925, 33.3 __VTTREF_ILIM_SNK_1p8_2p375, 33.6 __VTTREF_ILIM_SNK_1p5_2p375 |

Table 3-1. TPS7H3302-SP Electrical Parameters Table (continued)

| PARAMETER | TEST CONDITION | TPS7H3302-SP QMLP DATA SHEET | | | | TEST # |
|--|---|------------------------------|------|-----|------|--|
| | | MIN | TYP | MAX | UNIT | |
| I _{VTTREF(die)} VTTREF discharge current | EN = 0 V, VDDQSNS = 0 V, VTTREF = 0.5 V | | 1.3 | | mA | 32.2 __VTTREF_IDISCHRG_2p5_3p6, 32.5 __VTTREF_IDISCHRG_1p8_3p6, 32.8 __VTTREF_IDISCHRG_1p5_3p6, 33.2 __VTTREF_IDISCHRG_2p5_2p925, 33.5 __VTTREF_IDISCHRG_1p8_2p375, 33.8 __VTTREF_IDISCHRG_1p5_2p375 |
| UVLO AND ENABLE | | | | | | |
| V _{DDUVLO} VDD UVLO turn-on threshold | | | 2.18 | 2.3 | V | 11.1 __VDDUVLO_ON_2p5, 11.4 __VDDUVLO_ON_1p8, 11.7 __VDDUVLO_ON_1p5 |
| V _{DDUVLO(HYST)} VDD UVLO hysteresis | | | 40 | | mV | 11.2 __VDDUVLO_HYS_2p5, 11.5 __VDDUVLO_HYS_1p8, 11.8 __VDDUVLO_HYS_1p5 |
| V _{IH_EN} Enable high-level input voltage (turn-on) | | | | 1.7 | V | 10.1 __EN_THR_ON_2p5_3p6, 10.3 __EN_THR_ON_1p8_3p6, 10.5 __EN_THR_ON_1p5_3p6, 10.7 __EN_THR_ON_2p5_2p925, 10.9 __EN_THR_ON_1p8_2p375, 10.11 __EN_THR_ON_1p5_2p375 |
| V _{IL_EN} Enable low-level input voltage (turn-off) | | 0.3 | | | V | 10.0 __EN_THR_OFF_2p5_3p6, 10.2 __EN_THR_OFF_1p8_3p6, 10.4 __EN_THR_OFF_1p5_3p6, 10.6 __EN_THR_OFF_2p5_2p925, 10.8 __EN_THR_OFF_1p8_2p375, 10.10 __EN_THR_OFF_1p5_2p375 |
| V _{EN(HYS)} Enable hysteresis voltage | | | 700 | | mV | 10.12 __EN_THR_HYS_2p5_3p6, 10.13 __EN_THR_HYS_1p8_3p6, 10.14 __EN_THR_HYS_1p5_3p6, 10.15 __EN_THR_HYS_2p5_2p925, 10.16 __EN_THR_HYS_1p8_2p375, 10.17 __EN_THR_HYS_1p5_2p375 |
| I _{EN(LKG)} Enable input leakage current | | -1 | | 1 | μA | 2.0 __EN_I_Leak_3p6, 2.1 __EN_I_Leak_2p375 |

4 Applicable and Reference Documents

4.1 Applicable Documents

- [TPS7H3302-SP Radiation-Tolerant 3-A DDR Termination Regulator](#)
- [Single Event Effects Report of the TPS7H3302-SP Sink and Source DDR Termination LDO Regulator](#)
- [User's Guide TPS7H3302EVM \(LP085\)](#)

4.2 Reference Documents

Texas Instruments total ionizing dose radiation (total dose) test procedure follows the standards put forth in [MIL-STD-883 TM 1019](#). The document can be found at the DLA website.

A Appendix A: HDR TID Report Data

This appendix contains the HDR TID report data.

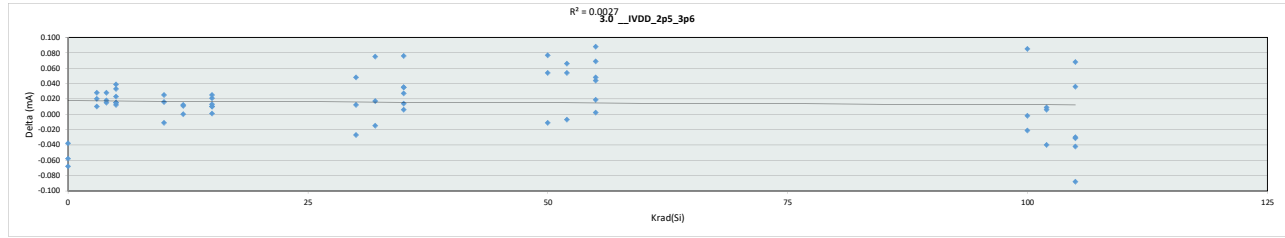
HDR TID REPORT

TPS7H3302-SP QML CLASS P

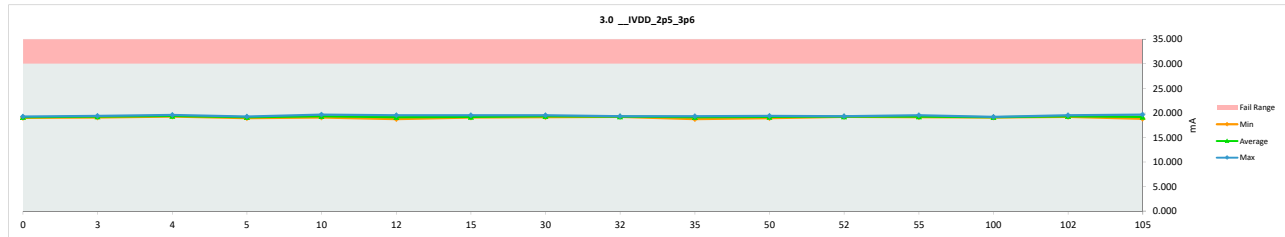
| IDENTIFIER | DESCRIPTION |
|------------|-----------------------------------|
| 0 | Control Unit |
| 3 | 3 krad(Si) biased Source Config |
| 4 | 3 krad(Si) biased Sink Config |
| 5 | 3 krad(Si) unbiased |
| 10 | 10 krad(Si) biased Source Config |
| 12 | 10 krad(Si) biased Sink Config |
| 15 | 10 krad(Si) unbiased |
| 30 | 30 krad(Si) biased Source Config |
| 32 | 30 krad(Si) biased Sink Config |
| 35 | 30 krad(Si) unbiased |
| 50 | 50 krad(Si) biased Source Config |
| 52 | 50 krad(Si) biased Sink Config |
| 55 | 50 krad(Si) unbiased |
| 100 | 100 krad(Si) biased Source Config |
| 102 | 100 krad(Si) biased Sink Config |
| 105 | 100 krad(Si) unbiased |

HDR TID Report
TPS7H3302-SP QML CALSS P

| 3.0_IVDD_2p5_3p6 | | | | |
|------------------|--------|-------------|--------|-----------|
| Test Site | Tester | Test Number | Unit | Max Limit |
| 0 | 775 | 19.290 | 19.252 | -0.038 |
| 0 | 1088 | 19.133 | 19.075 | -0.058 |
| 0 | 1106 | 19.077 | 19.009 | -0.068 |
| 3 | 817 | 19.338 | 19.366 | 0.028 |
| 3 | 825 | 19.037 | 19.057 | 0.020 |
| 3 | 833 | 19.331 | 19.341 | 0.010 |
| 4 | 547 | 19.216 | 19.234 | 0.018 |
| 4 | 645 | 19.555 | 19.570 | 0.015 |
| 4 | 788 | 19.359 | 19.387 | 0.028 |
| 5 | 959 | 19.130 | 19.153 | 0.023 |
| 5 | 991 | 19.144 | 19.156 | 0.012 |
| 5 | 1000 | 18.927 | 18.966 | 0.039 |
| 5 | 1011 | 19.256 | 19.271 | 0.015 |
| 5 | 1087 | 19.141 | 19.156 | 0.015 |
| 5 | 1097 | 19.161 | 19.194 | 0.033 |
| 10 | 180 | 19.064 | 19.080 | 0.016 |
| 10 | 236 | 19.616 | 19.641 | 0.025 |
| 10 | 246 | 19.362 | 19.351 | -0.011 |
| 12 | 190 | 19.486 | 19.497 | 0.011 |
| 12 | 266 | 19.179 | 19.179 | 0.000 |
| 12 | 308 | 18.741 | 18.753 | 0.012 |
| 15 | 848 | 19.209 | 19.230 | 0.021 |
| 15 | 878 | 19.183 | 19.193 | 0.010 |
| 15 | 880 | 19.099 | 19.109 | 0.010 |
| 15 | 942 | 19.496 | 19.509 | 0.013 |
| 15 | 947 | 19.043 | 19.044 | 0.001 |
| 15 | 962 | 19.104 | 19.129 | 0.025 |
| 30 | 1141 | 19.118 | 19.166 | 0.048 |
| 30 | 1242 | 19.492 | 19.504 | 0.012 |
| 30 | 1417 | 19.306 | 19.279 | -0.027 |
| 32 | 1126 | 19.185 | 19.202 | 0.017 |
| 32 | 1165 | 19.311 | 19.296 | -0.015 |
| 32 | 1300 | 19.286 | 19.361 | 0.075 |
| 35 | 376 | 19.332 | 19.346 | 0.014 |
| 35 | 405 | 18.722 | 18.757 | 0.035 |
| 35 | 425 | 18.781 | 18.857 | 0.076 |
| 35 | 492 | 19.284 | 19.311 | 0.027 |
| 35 | 501 | 19.220 | 19.226 | 0.006 |
| 35 | 521 | 19.284 | 19.319 | 0.035 |
| 50 | 300 | 19.241 | 19.230 | -0.011 |
| 50 | 756 | 19.355 | 19.409 | 0.054 |
| 50 | 1100 | 18.849 | 18.926 | 0.077 |
| 52 | 451 | 19.321 | 19.314 | -0.007 |
| 52 | 587 | 19.272 | 19.326 | 0.054 |
| 52 | 956 | 19.137 | 19.203 | 0.066 |
| 55 | 198 | 19.123 | 19.142 | 0.019 |
| 55 | 220 | 19.204 | 19.273 | 0.069 |
| 55 | 665 | 19.445 | 19.533 | 0.088 |
| 55 | 818 | 19.099 | 19.143 | 0.044 |
| 55 | 1057 | 19.263 | 19.265 | 0.002 |
| 55 | 1137 | 19.125 | 19.173 | 0.048 |
| 100 | 448 | 18.956 | 19.041 | 0.085 |
| 100 | 938 | 19.138 | 19.136 | -0.002 |
| 100 | 1051 | 19.224 | 19.203 | -0.021 |
| 102 | 921 | 19.287 | 19.296 | 0.009 |
| 102 | 1113 | 19.521 | 19.527 | 0.006 |
| 102 | 1234 | 19.216 | 19.176 | -0.040 |
| 105 | 194 | 19.572 | 19.640 | 0.068 |
| 105 | 367 | 19.349 | 19.319 | -0.030 |
| 105 | 440 | 19.063 | 19.099 | 0.036 |
| 105 | 477 | 19.254 | 19.166 | -0.088 |
| 105 | 556 | 19.210 | 19.168 | -0.042 |
| 105 | 1213 | 18.862 | 18.831 | -0.031 |
| Max | | 19.616 | 19.641 | 0.088 |
| Average | | 19.208 | 19.223 | 0.016 |
| Min | | 18.722 | 18.753 | -0.088 |
| Std Dev | | 0.191 | 0.191 | 0.036 |

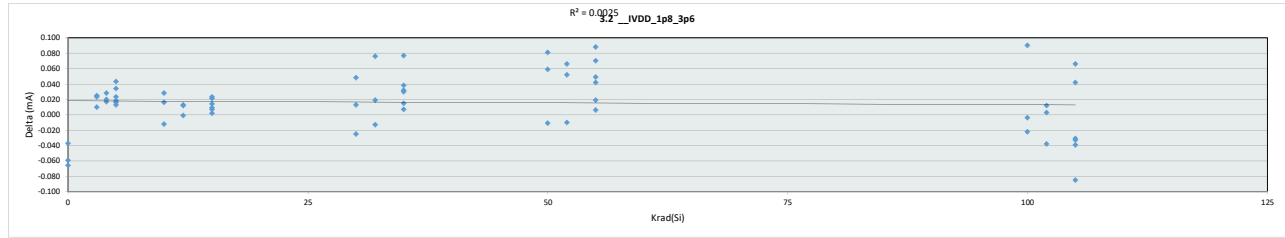


| 3.0_IVDD_2p5_3p6 | | | | | | | | | | | | | | | | |
|------------------|--------|-------------|--------|-----------|-----------|--------|--------|--------|--------|--------|--------|--------|--------|--------|--------|--------|
| Test Site | Tester | Test Number | Unit | Max Limit | Min Limit | | | | | | | | | | | |
| 0 | 3 | 4 | 5 | 10 | 12 | 15 | 30 | 32 | 35 | 50 | 52 | 55 | 100 | 102 | 105 | |
| LL | | | | | | | | | | | | | | | | |
| Min | 19.009 | 19.057 | 19.234 | 18.966 | 19.080 | 18.753 | 19.044 | 19.166 | 19.202 | 18.757 | 18.926 | 19.203 | 19.142 | 19.041 | 19.176 | 18.831 |
| Average | 19.112 | 19.255 | 19.397 | 19.149 | 19.357 | 19.143 | 19.202 | 19.316 | 19.286 | 19.136 | 19.188 | 19.281 | 19.255 | 19.127 | 19.333 | 19.204 |
| Max | 19.252 | 19.366 | 19.570 | 19.271 | 19.641 | 19.497 | 19.509 | 19.504 | 19.361 | 19.346 | 19.409 | 19.326 | 19.533 | 19.203 | 19.527 | 19.640 |
| UL | 30.000 | 30.000 | 30.000 | 30.000 | 30.000 | 30.000 | 30.000 | 30.000 | 30.000 | 30.000 | 30.000 | 30.000 | 30.000 | 30.000 | 30.000 | 30.000 |

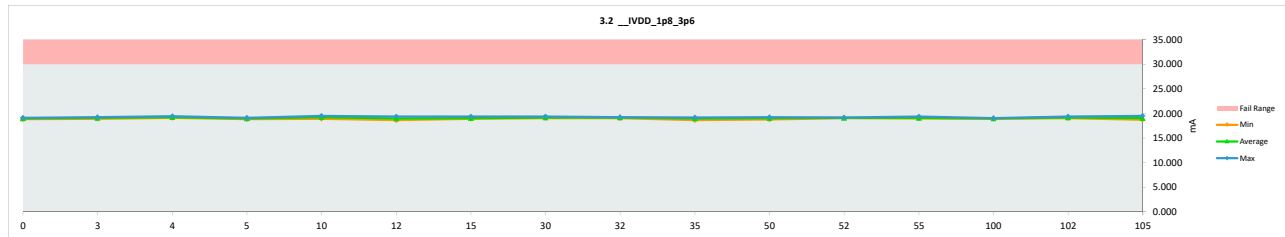


HDR TID Report
TPS7H3302-SP QML CALSS P

| 3.2_IVDD_1p8_3p6 | | | | |
|------------------|----------|-------------|--------|-----------|
| Test Site | Tester | Test Number | Unit | Max Limit |
| | | | mA | 30 |
| | | | mA | 30 |
| Krad(Si) | Serial # | PRE | POST | Delta |
| 0 | 775 | 19.141 | 19.104 | -0.037 |
| 0 | 1088 | 18.985 | 18.926 | -0.059 |
| 0 | 1106 | 18.924 | 18.858 | -0.066 |
| 3 | 817 | 19.191 | 19.216 | 0.025 |
| 3 | 825 | 18.893 | 18.916 | 0.023 |
| 3 | 833 | 19.185 | 19.195 | 0.010 |
| 4 | 547 | 19.068 | 19.088 | 0.020 |
| 4 | 645 | 19.402 | 19.419 | 0.017 |
| 4 | 788 | 19.209 | 19.237 | 0.028 |
| 5 | 959 | 18.984 | 19.007 | 0.023 |
| 5 | 991 | 18.992 | 19.005 | 0.013 |
| 5 | 1000 | 18.774 | 18.817 | 0.043 |
| 5 | 1011 | 19.104 | 19.120 | 0.016 |
| 5 | 1087 | 18.989 | 19.007 | 0.018 |
| 5 | 1097 | 19.008 | 19.042 | 0.034 |
| 10 | 180 | 18.916 | 18.932 | 0.016 |
| 10 | 236 | 19.457 | 19.485 | 0.028 |
| 10 | 246 | 19.209 | 19.197 | -0.012 |
| 12 | 190 | 19.329 | 19.342 | 0.013 |
| 12 | 266 | 19.030 | 19.029 | -0.001 |
| 12 | 308 | 18.591 | 18.603 | 0.012 |
| 15 | 848 | 19.063 | 19.086 | 0.023 |
| 15 | 878 | 19.038 | 19.047 | 0.009 |
| 15 | 880 | 18.954 | 18.961 | 0.007 |
| 15 | 942 | 19.348 | 19.362 | 0.014 |
| 15 | 947 | 18.896 | 18.898 | 0.002 |
| 15 | 962 | 18.955 | 18.976 | 0.021 |
| 30 | 1141 | 18.970 | 19.018 | 0.048 |
| 30 | 1242 | 19.340 | 19.353 | 0.013 |
| 30 | 1417 | 19.159 | 19.134 | -0.025 |
| 32 | 1126 | 19.035 | 19.054 | 0.019 |
| 32 | 1165 | 19.158 | 19.145 | -0.013 |
| 32 | 1300 | 19.140 | 19.216 | 0.076 |
| 35 | 376 | 19.181 | 19.196 | 0.015 |
| 35 | 405 | 18.575 | 18.613 | 0.038 |
| 35 | 425 | 18.635 | 18.712 | 0.077 |
| 35 | 492 | 19.132 | 19.162 | 0.030 |
| 35 | 501 | 19.073 | 19.080 | 0.007 |
| 35 | 521 | 19.135 | 19.167 | 0.032 |
| 50 | 300 | 19.089 | 19.078 | -0.011 |
| 50 | 756 | 19.202 | 19.261 | 0.059 |
| 50 | 1100 | 18.697 | 18.778 | 0.081 |
| 52 | 451 | 19.171 | 19.161 | -0.010 |
| 52 | 587 | 19.126 | 19.178 | 0.052 |
| 52 | 956 | 18.991 | 19.057 | 0.066 |
| 55 | 198 | 18.972 | 18.991 | 0.019 |
| 55 | 220 | 19.052 | 19.122 | 0.070 |
| 55 | 665 | 19.293 | 19.381 | 0.088 |
| 55 | 818 | 18.956 | 18.998 | 0.042 |
| 55 | 1057 | 19.110 | 19.116 | 0.006 |
| 55 | 1137 | 18.973 | 19.022 | 0.049 |
| 100 | 448 | 18.804 | 18.894 | 0.090 |
| 100 | 938 | 18.991 | 18.987 | -0.004 |
| 100 | 1051 | 19.073 | 19.051 | -0.022 |
| 102 | 921 | 19.142 | 19.154 | 0.012 |
| 102 | 1113 | 19.367 | 19.370 | 0.003 |
| 102 | 1234 | 19.063 | 19.025 | -0.038 |
| 105 | 194 | 19.417 | 19.483 | 0.066 |
| 105 | 367 | 19.197 | 19.164 | -0.033 |
| 105 | 440 | 18.910 | 18.952 | 0.042 |
| 105 | 477 | 19.101 | 19.016 | -0.085 |
| 105 | 556 | 19.059 | 19.020 | -0.039 |
| 105 | 1213 | 18.718 | 18.687 | -0.031 |
| | Max | 19.457 | 19.485 | 0.090 |
| | Average | 19.058 | 19.074 | 0.016 |
| | Min | 18.575 | 18.603 | -0.085 |
| | Std Dev | 0.190 | 0.189 | 0.037 |

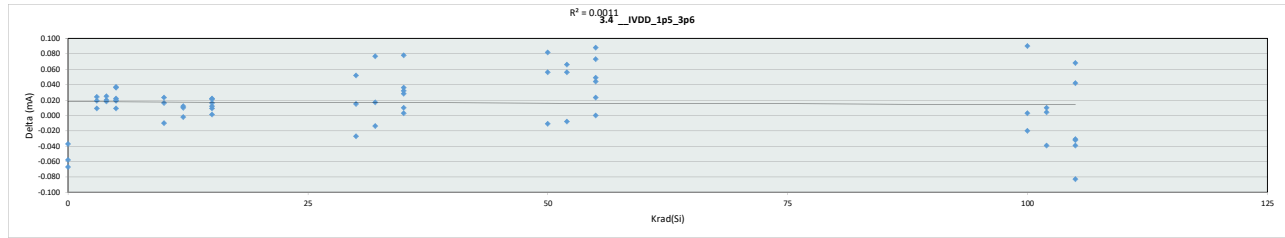


| 3.2_IVDD_1p8_3p6 | | | | | | | | | | | | |
|------------------|--------|-------------|-----------|-----------|--------|--------|--------|--------|--------|--------|--------|--------|
| Test Site | Tester | Test Number | Max Limit | Min Limit | | | | | | | | |
| | | | 30 mA | 30 mA | | | | | | | | |
| Krad(Si) | 0 | 3 | 4 | 5 | 10 | 12 | 15 | 30 | 32 | 35 | 50 | 52 |
| LL | 18.858 | 18.916 | 19.088 | 18.817 | 18.932 | 18.603 | 18.898 | 19.018 | 19.054 | 18.613 | 18.778 | 19.057 |
| Min | 18.858 | 18.916 | 19.088 | 18.817 | 18.932 | 18.603 | 18.898 | 19.018 | 19.054 | 18.613 | 18.778 | 19.057 |
| Average | 18.963 | 19.109 | 19.248 | 19.000 | 19.205 | 18.991 | 19.055 | 19.168 | 19.138 | 18.988 | 19.039 | 19.132 |
| Max | 19.104 | 19.216 | 19.419 | 19.120 | 19.485 | 19.342 | 19.362 | 19.353 | 19.216 | 19.196 | 19.261 | 19.178 |
| UL | 30.000 | 30.000 | 30.000 | 30.000 | 30.000 | 30.000 | 30.000 | 30.000 | 30.000 | 30.000 | 30.000 | 30.000 |

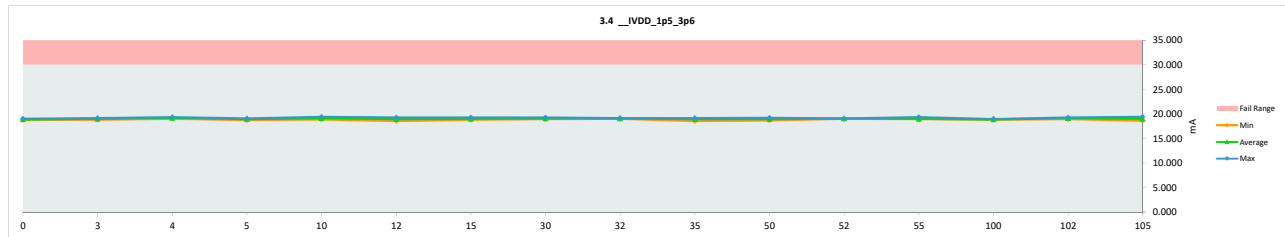


HDR TID Report
TPS7H3302-SP QML CALSS P

| 3.4_IVDD_1p5_3p6 | | | | |
|------------------|--------|-------------|--------|-----------|
| Test Site | Tester | Test Number | Unit | Max Limit |
| 0 | 775 | 19.062 | 19.025 | -0.037 |
| 0 | 1088 | 18.905 | 18.847 | -0.058 |
| 0 | 1106 | 18.849 | 18.782 | -0.067 |
| 3 | 817 | 19.115 | 19.139 | 0.024 |
| 3 | 825 | 18.820 | 18.839 | 0.019 |
| 3 | 833 | 19.109 | 19.118 | 0.009 |
| 4 | 547 | 18.989 | 19.009 | 0.020 |
| 4 | 645 | 19.325 | 19.343 | 0.018 |
| 4 | 788 | 19.134 | 19.159 | 0.025 |
| 5 | 959 | 18.908 | 18.930 | 0.022 |
| 5 | 991 | 18.915 | 18.924 | 0.009 |
| 5 | 1000 | 18.701 | 18.738 | 0.037 |
| 5 | 1011 | 19.024 | 19.044 | 0.020 |
| 5 | 1087 | 18.910 | 18.929 | 0.019 |
| 5 | 1097 | 18.929 | 18.965 | 0.036 |
| 10 | 180 | 18.840 | 18.856 | 0.016 |
| 10 | 236 | 19.378 | 19.401 | 0.023 |
| 10 | 246 | 19.128 | 19.118 | -0.010 |
| 12 | 190 | 19.253 | 19.263 | 0.010 |
| 12 | 266 | 18.949 | 18.947 | -0.002 |
| 12 | 308 | 18.515 | 18.527 | 0.012 |
| 15 | 848 | 18.988 | 19.009 | 0.021 |
| 15 | 878 | 18.960 | 18.972 | 0.012 |
| 15 | 880 | 18.879 | 18.888 | 0.009 |
| 15 | 942 | 19.269 | 19.285 | 0.016 |
| 15 | 947 | 18.820 | 18.821 | 0.001 |
| 15 | 962 | 18.876 | 18.898 | 0.022 |
| 30 | 1141 | 18.892 | 18.944 | 0.052 |
| 30 | 1242 | 19.259 | 19.274 | 0.015 |
| 30 | 1417 | 19.087 | 19.060 | -0.027 |
| 32 | 1126 | 18.957 | 18.974 | 0.017 |
| 32 | 1165 | 19.081 | 19.067 | -0.014 |
| 32 | 1300 | 19.063 | 19.140 | 0.077 |
| 35 | 376 | 19.104 | 19.114 | 0.010 |
| 35 | 405 | 18.502 | 18.538 | 0.036 |
| 35 | 425 | 18.560 | 18.638 | 0.078 |
| 35 | 492 | 19.056 | 19.084 | 0.028 |
| 35 | 501 | 18.998 | 19.001 | 0.003 |
| 35 | 521 | 19.059 | 19.091 | 0.032 |
| 50 | 300 | 19.012 | 19.001 | -0.011 |
| 50 | 756 | 19.126 | 19.182 | 0.056 |
| 50 | 1100 | 18.621 | 18.703 | 0.082 |
| 52 | 451 | 19.094 | 19.086 | -0.008 |
| 52 | 587 | 19.047 | 19.103 | 0.056 |
| 52 | 956 | 18.917 | 18.983 | 0.066 |
| 55 | 198 | 18.892 | 18.915 | 0.023 |
| 55 | 220 | 18.971 | 19.044 | 0.073 |
| 55 | 665 | 19.218 | 19.306 | 0.088 |
| 55 | 818 | 18.880 | 18.924 | 0.044 |
| 55 | 1057 | 19.034 | 19.034 | 0.000 |
| 55 | 1137 | 18.897 | 18.946 | 0.049 |
| 100 | 448 | 18.727 | 18.817 | 0.090 |
| 100 | 938 | 18.914 | 18.917 | 0.003 |
| 100 | 1051 | 18.994 | 18.974 | -0.020 |
| 102 | 921 | 19.068 | 19.078 | 0.010 |
| 102 | 1113 | 19.287 | 19.291 | 0.004 |
| 102 | 1234 | 18.987 | 18.948 | -0.039 |
| 105 | 194 | 19.337 | 19.405 | 0.068 |
| 105 | 367 | 19.119 | 19.088 | -0.031 |
| 105 | 440 | 18.835 | 18.877 | 0.042 |
| 105 | 477 | 19.023 | 18.940 | -0.083 |
| 105 | 556 | 18.983 | 18.944 | -0.039 |
| 105 | 1213 | 18.643 | 18.611 | -0.032 |
| Max | | 19.378 | 19.405 | 0.090 |
| Average | | 18.981 | 18.997 | 0.016 |
| Min | | 18.502 | 18.527 | -0.083 |
| Std Dev | | 0.189 | 0.188 | 0.037 |

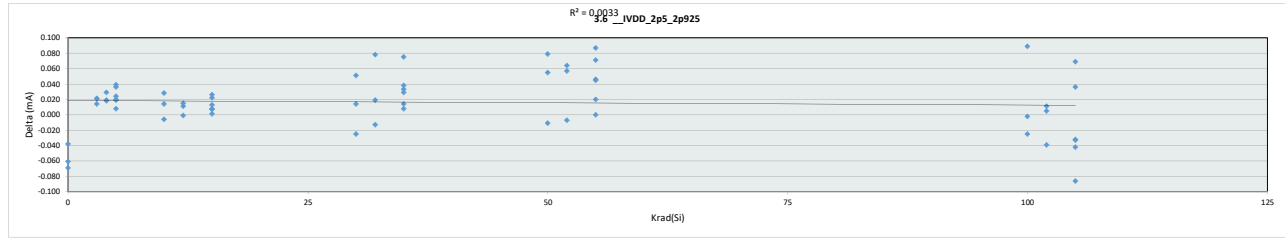


| 3.4_IVDD_1p5_3p6 | | | | | | | | | | | | |
|------------------|--------|-------------|-----------|-----------|--------|-----------|-----------|--------|-----------|-----------|--------|-----------|
| Test Site | Tester | Test Number | Max Limit | Min Limit | Unit | Max Limit | Min Limit | Unit | Max Limit | Min Limit | Unit | Max Limit |
| 0 | 3 | 4 | 5 | 10 | 12 | 15 | 30 | 32 | 35 | 50 | 52 | 55 |
| LL | 18.782 | 18.839 | 19.009 | 18.738 | 18.856 | 18.527 | 18.821 | 18.944 | 18.974 | 18.538 | 18.703 | 18.983 |
| Min | 18.885 | 19.032 | 19.170 | 18.922 | 19.125 | 18.912 | 18.979 | 19.093 | 19.060 | 18.911 | 18.962 | 19.057 |
| Average | 18.885 | 19.032 | 19.170 | 18.922 | 19.125 | 18.912 | 18.979 | 19.093 | 19.060 | 18.911 | 18.962 | 19.057 |
| Max | 19.025 | 19.139 | 19.343 | 19.044 | 19.401 | 19.263 | 19.285 | 19.274 | 19.140 | 19.114 | 19.182 | 19.103 |
| UL | 30.000 | 30.000 | 30.000 | 30.000 | 30.000 | 30.000 | 30.000 | 30.000 | 30.000 | 30.000 | 30.000 | 30.000 |

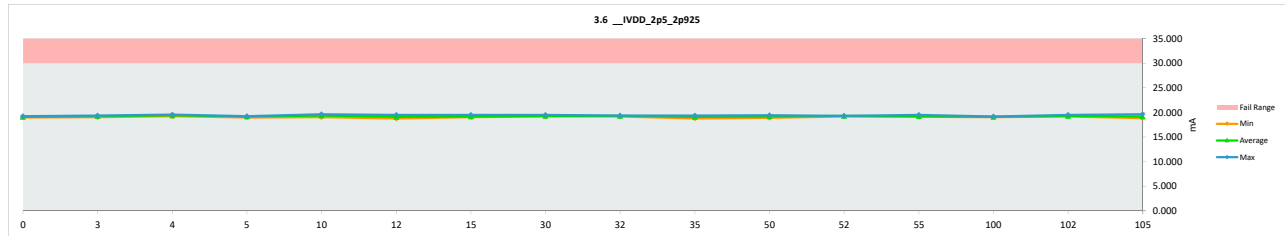


HDR TID Report
TPS7H3302-SP QML CALSS P

| 3.6_IVDD_2p5_2p925 | | | | |
|--------------------|--------|-------------|--------|-----------|
| Test Site | Tester | Test Number | Unit | Max Limit |
| 0 | 775 | 19.276 | 19.238 | -0.038 |
| 0 | 1088 | 19.121 | 19.060 | -0.061 |
| 0 | 1106 | 19.063 | 18.994 | -0.069 |
| 3 | 817 | 19.323 | 19.344 | 0.021 |
| 3 | 825 | 19.022 | 19.043 | 0.021 |
| 3 | 833 | 19.316 | 19.330 | 0.014 |
| 4 | 547 | 19.204 | 19.222 | 0.018 |
| 4 | 645 | 19.539 | 19.558 | 0.019 |
| 4 | 788 | 19.343 | 19.372 | 0.029 |
| 5 | 959 | 19.115 | 19.139 | 0.024 |
| 5 | 991 | 19.133 | 19.141 | 0.008 |
| 5 | 1000 | 18.912 | 18.951 | 0.039 |
| 5 | 1011 | 19.239 | 19.259 | 0.020 |
| 5 | 1087 | 19.127 | 19.146 | 0.019 |
| 5 | 1097 | 19.144 | 19.180 | 0.036 |
| 10 | 180 | 19.051 | 19.065 | 0.014 |
| 10 | 236 | 19.600 | 19.628 | 0.028 |
| 10 | 246 | 19.345 | 19.339 | -0.006 |
| 12 | 190 | 19.468 | 19.483 | 0.015 |
| 12 | 266 | 19.166 | 19.165 | -0.001 |
| 12 | 308 | 18.725 | 18.736 | 0.011 |
| 15 | 848 | 19.194 | 19.216 | 0.022 |
| 15 | 878 | 19.169 | 19.177 | 0.008 |
| 15 | 880 | 19.086 | 19.093 | 0.007 |
| 15 | 942 | 19.483 | 19.496 | 0.013 |
| 15 | 947 | 19.026 | 19.027 | 0.001 |
| 15 | 962 | 19.090 | 19.116 | 0.026 |
| 30 | 1141 | 19.101 | 19.152 | 0.051 |
| 30 | 1242 | 19.479 | 19.493 | 0.014 |
| 30 | 1417 | 19.290 | 19.265 | -0.025 |
| 32 | 1126 | 19.170 | 19.189 | 0.019 |
| 32 | 1165 | 19.294 | 19.281 | -0.013 |
| 32 | 1300 | 19.273 | 19.351 | 0.078 |
| 35 | 376 | 19.319 | 19.333 | 0.014 |
| 35 | 405 | 18.708 | 18.746 | 0.038 |
| 35 | 425 | 18.769 | 18.844 | 0.075 |
| 35 | 492 | 19.268 | 19.297 | 0.029 |
| 35 | 501 | 19.207 | 19.215 | 0.008 |
| 35 | 521 | 19.271 | 19.304 | 0.033 |
| 50 | 300 | 19.227 | 19.216 | -0.011 |
| 50 | 756 | 19.342 | 19.397 | 0.055 |
| 50 | 1100 | 18.831 | 18.910 | 0.079 |
| 52 | 451 | 19.307 | 19.300 | -0.007 |
| 52 | 587 | 19.259 | 19.316 | 0.057 |
| 52 | 956 | 19.124 | 19.188 | 0.064 |
| 55 | 198 | 19.109 | 19.129 | 0.020 |
| 55 | 220 | 19.188 | 19.259 | 0.071 |
| 55 | 665 | 19.431 | 19.518 | 0.087 |
| 55 | 818 | 19.086 | 19.131 | 0.045 |
| 55 | 1057 | 19.247 | 19.247 | 0.000 |
| 55 | 1137 | 19.112 | 19.158 | 0.046 |
| 100 | 448 | 18.941 | 19.030 | 0.089 |
| 100 | 938 | 19.124 | 19.122 | -0.002 |
| 100 | 1051 | 19.211 | 19.186 | -0.025 |
| 102 | 921 | 19.271 | 19.282 | 0.011 |
| 102 | 1113 | 19.507 | 19.512 | 0.005 |
| 102 | 1234 | 19.199 | 19.160 | -0.039 |
| 105 | 194 | 19.560 | 19.629 | 0.069 |
| 105 | 367 | 19.338 | 19.305 | -0.033 |
| 105 | 440 | 19.051 | 19.087 | 0.036 |
| 105 | 477 | 19.237 | 19.151 | -0.086 |
| 105 | 556 | 19.194 | 19.152 | -0.042 |
| 105 | 1213 | 18.846 | 18.814 | -0.032 |
| Max | | 19.600 | 19.629 | 0.089 |
| Average | | 19.193 | 19.209 | 0.016 |
| Min | | 18.708 | 18.736 | -0.086 |
| Std Dev | | 0.191 | 0.191 | 0.037 |

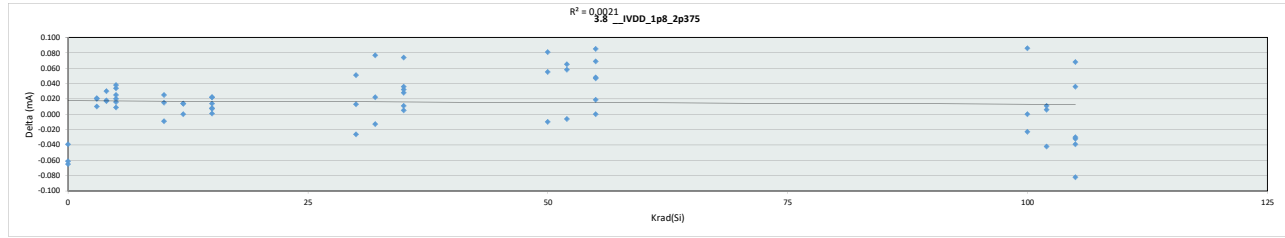


| 3.6_IVDD_2p5_2p925 | | | | | | | | | | | | | | | | |
|--------------------|--------|-------------|--------|-----------|-----------|--------|--------|--------|--------|--------|--------|--------|--------|--------|--------|--------|
| Test Site | Tester | Test Number | Unit | Max Limit | Min Limit | | | | | | | | | | | |
| 0 | 3 | 4 | 5 | 10 | 12 | 15 | 30 | 32 | 35 | 50 | 52 | 55 | 100 | 102 | 105 | |
| LL | 18.994 | 19.043 | 19.222 | 18.951 | 19.065 | 18.736 | 19.027 | 19.152 | 19.189 | 18.746 | 18.910 | 19.188 | 19.129 | 19.030 | 19.160 | 18.814 |
| Min | 19.097 | 19.239 | 19.384 | 19.136 | 19.344 | 19.128 | 19.188 | 19.303 | 19.274 | 19.123 | 19.174 | 19.268 | 19.240 | 19.113 | 19.318 | 19.190 |
| Average | 19.238 | 19.344 | 19.558 | 19.259 | 19.628 | 19.483 | 19.496 | 19.493 | 19.351 | 19.333 | 19.397 | 19.316 | 19.518 | 19.186 | 19.512 | 19.629 |
| Max | 30.000 | 30.000 | 30.000 | 30.000 | 30.000 | 30.000 | 30.000 | 30.000 | 30.000 | 30.000 | 30.000 | 30.000 | 30.000 | 30.000 | 30.000 | 30.000 |
| UL | | | | | | | | | | | | | | | | |

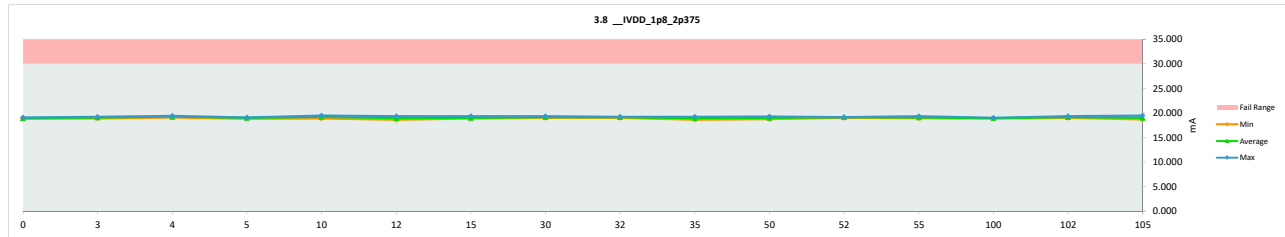


HDR TID Report
TPS7H3302-SP QML CALSS P

| 3.8_IVDD_1p8_2p375 | | | | |
|--------------------|----------|-------------|--------|-----------|
| Test Site | Tester | Test Number | Unit | Max Limit |
| | | | mA | 30 |
| | | | mA | 30 |
| | | | | |
| Krad(Si) | Serial # | PRE | POST | Delta |
| 0 | 775 | 19.118 | 19.079 | -0.039 |
| 0 | 1088 | 18.962 | 18.901 | -0.061 |
| 0 | 1106 | 18.903 | 18.838 | -0.065 |
| 3 | 817 | 19.167 | 19.187 | 0.020 |
| 3 | 825 | 18.868 | 18.889 | 0.021 |
| 3 | 833 | 19.160 | 19.170 | 0.010 |
| 4 | 547 | 19.044 | 19.062 | 0.018 |
| 4 | 645 | 19.376 | 19.393 | 0.017 |
| 4 | 788 | 19.183 | 19.213 | 0.030 |
| 5 | 959 | 18.958 | 18.983 | 0.025 |
| 5 | 991 | 18.971 | 18.980 | 0.009 |
| 5 | 1000 | 18.753 | 18.791 | 0.038 |
| 5 | 1011 | 19.076 | 19.096 | 0.020 |
| 5 | 1087 | 18.967 | 18.983 | 0.016 |
| 5 | 1097 | 18.983 | 19.017 | 0.034 |
| 10 | 180 | 18.892 | 18.907 | 0.015 |
| 10 | 236 | 19.433 | 19.458 | 0.025 |
| 10 | 246 | 19.185 | 19.176 | -0.009 |
| 12 | 190 | 19.307 | 19.321 | 0.014 |
| 12 | 266 | 19.000 | 19.000 | 0.000 |
| 12 | 308 | 18.565 | 18.579 | 0.014 |
| 15 | 848 | 19.037 | 19.059 | 0.022 |
| 15 | 878 | 19.013 | 19.020 | 0.007 |
| 15 | 880 | 18.929 | 18.937 | 0.008 |
| 15 | 942 | 19.322 | 19.336 | 0.014 |
| 15 | 947 | 18.869 | 18.870 | 0.001 |
| 15 | 962 | 18.928 | 18.950 | 0.022 |
| 30 | 1141 | 18.945 | 18.996 | 0.051 |
| 30 | 1242 | 19.319 | 19.332 | 0.013 |
| 30 | 1417 | 19.135 | 19.109 | -0.026 |
| 32 | 1126 | 19.009 | 19.031 | 0.022 |
| 32 | 1165 | 19.131 | 19.118 | -0.013 |
| 32 | 1300 | 19.117 | 19.194 | 0.077 |
| 35 | 376 | 19.158 | 19.169 | 0.011 |
| 35 | 405 | 18.554 | 18.590 | 0.036 |
| 35 | 425 | 18.613 | 18.687 | 0.074 |
| 35 | 492 | 19.109 | 19.137 | 0.028 |
| 35 | 501 | 19.051 | 19.056 | 0.005 |
| 35 | 521 | 19.110 | 19.142 | 0.032 |
| 50 | 300 | 19.066 | 19.056 | -0.010 |
| 50 | 756 | 19.183 | 19.238 | 0.055 |
| 50 | 1100 | 18.670 | 18.751 | 0.081 |
| 52 | 451 | 19.144 | 19.138 | -0.006 |
| 52 | 587 | 19.098 | 19.156 | 0.058 |
| 52 | 956 | 18.966 | 19.031 | 0.065 |
| 55 | 198 | 18.950 | 18.969 | 0.019 |
| 55 | 220 | 19.030 | 19.099 | 0.069 |
| 55 | 665 | 19.274 | 19.359 | 0.085 |
| 55 | 818 | 18.929 | 18.976 | 0.047 |
| 55 | 1057 | 19.087 | 19.087 | 0.000 |
| 55 | 1137 | 18.953 | 19.001 | 0.048 |
| 100 | 448 | 18.783 | 18.869 | 0.086 |
| 100 | 938 | 18.968 | 18.968 | 0.000 |
| 100 | 1051 | 19.052 | 19.029 | -0.023 |
| 102 | 921 | 19.114 | 19.125 | 0.011 |
| 102 | 1113 | 19.343 | 19.349 | 0.006 |
| 102 | 1234 | 19.040 | 18.998 | -0.042 |
| 105 | 194 | 19.392 | 19.460 | 0.068 |
| 105 | 367 | 19.177 | 19.145 | -0.032 |
| 105 | 440 | 18.888 | 18.924 | 0.036 |
| 105 | 477 | 19.075 | 18.993 | -0.082 |
| 105 | 556 | 19.030 | 18.991 | -0.039 |
| 105 | 1213 | 18.693 | 18.663 | -0.030 |
| | Max | 19.433 | 19.460 | 0.086 |
| | Average | 19.034 | 19.050 | 0.016 |
| | Min | 18.554 | 18.579 | -0.082 |
| | Std Dev | 0.190 | 0.189 | 0.036 |

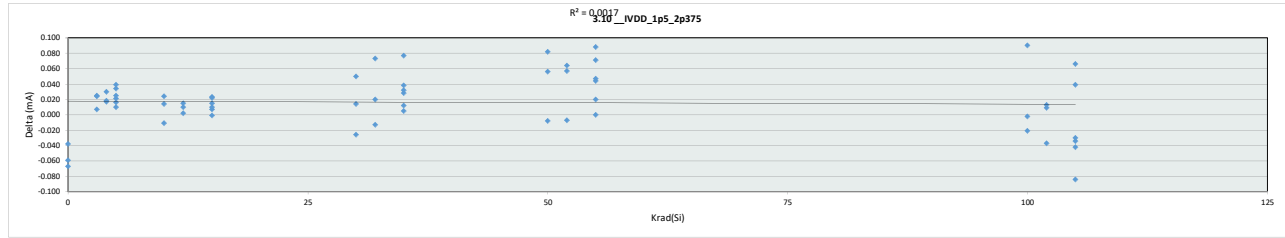


| 3.8_IVDD_1p8_2p375 | | | | | | | | | | | | | | | | |
|--------------------|--------|-------------|--------|-----------|-----------|--------|--------|--------|--------|--------|--------|--------|--------|--------|--------|--------|
| Test Site | Tester | Test Number | Unit | Max Limit | Min Limit | | | | | | | | | | | |
| | | | mA | 30 | 30 | | | | | | | | | | | |
| | | | mA | 30 | 30 | | | | | | | | | | | |
| Krad(Si) | 0 | 3 | 4 | 5 | 10 | 12 | 15 | 30 | 32 | 35 | 50 | 52 | 55 | 100 | 102 | 105 |
| LL | 18.838 | 18.889 | 19.062 | 18.791 | 18.907 | 18.579 | 18.870 | 18.996 | 19.031 | 18.590 | 18.751 | 19.031 | 18.969 | 18.869 | 18.998 | 18.663 |
| Min | 18.838 | 18.889 | 19.062 | 18.791 | 18.907 | 18.579 | 18.870 | 18.996 | 19.031 | 18.590 | 18.751 | 19.031 | 18.969 | 18.869 | 18.998 | 18.663 |
| Average | 18.939 | 19.082 | 19.223 | 18.975 | 19.180 | 18.967 | 19.029 | 19.146 | 19.114 | 18.964 | 19.015 | 19.108 | 19.082 | 18.955 | 19.157 | 19.029 |
| Max | 19.079 | 19.187 | 19.393 | 19.096 | 19.458 | 19.321 | 19.336 | 19.332 | 19.194 | 19.169 | 19.238 | 19.156 | 19.359 | 19.029 | 19.349 | 19.460 |
| UL | 30.000 | 30.000 | 30.000 | 30.000 | 30.000 | 30.000 | 30.000 | 30.000 | 30.000 | 30.000 | 30.000 | 30.000 | 30.000 | 30.000 | 30.000 | 30.000 |

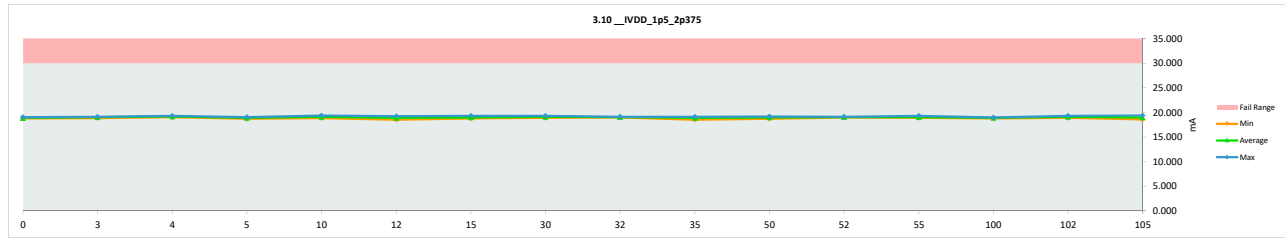


HDR TID Report
TPS7H3302-SP QML CALSS P

| 3.10_IVDD_1p5_2p375 | | | | |
|---------------------|--------|-------------|--------|-----------|
| Test Site | Tester | Test Number | Unit | Max Limit |
| 0 | 775 | 19.050 | 19.012 | -0.038 |
| 0 | 1088 | 18.893 | 18.834 | -0.059 |
| 0 | 1106 | 18.837 | 18.770 | -0.067 |
| 3 | 817 | 19.100 | 19.125 | 0.025 |
| 3 | 825 | 18.802 | 18.826 | 0.024 |
| 3 | 833 | 19.096 | 19.103 | 0.007 |
| 4 | 547 | 18.977 | 18.995 | 0.018 |
| 4 | 645 | 19.310 | 19.327 | 0.017 |
| 4 | 788 | 19.116 | 19.146 | 0.030 |
| 5 | 959 | 18.891 | 18.916 | 0.025 |
| 5 | 991 | 18.903 | 18.913 | 0.010 |
| 5 | 1000 | 18.685 | 18.724 | 0.039 |
| 5 | 1011 | 19.006 | 19.027 | 0.021 |
| 5 | 1087 | 18.901 | 18.917 | 0.016 |
| 5 | 1097 | 18.915 | 18.949 | 0.034 |
| 10 | 180 | 18.827 | 18.841 | 0.014 |
| 10 | 236 | 19.365 | 19.389 | 0.024 |
| 10 | 246 | 19.117 | 19.106 | -0.011 |
| 12 | 190 | 19.235 | 19.250 | 0.015 |
| 12 | 266 | 18.931 | 18.933 | 0.002 |
| 12 | 308 | 18.500 | 18.510 | 0.010 |
| 15 | 848 | 18.973 | 18.995 | 0.022 |
| 15 | 878 | 18.945 | 18.955 | 0.010 |
| 15 | 880 | 18.864 | 18.871 | 0.007 |
| 15 | 942 | 19.255 | 19.270 | 0.015 |
| 15 | 947 | 18.805 | 18.804 | -0.001 |
| 15 | 962 | 18.859 | 18.882 | 0.023 |
| 30 | 1141 | 18.881 | 18.931 | 0.050 |
| 30 | 1242 | 19.252 | 19.266 | 0.014 |
| 30 | 1417 | 19.069 | 19.043 | -0.026 |
| 32 | 1126 | 18.942 | 18.962 | 0.020 |
| 32 | 1165 | 19.065 | 19.052 | -0.013 |
| 32 | 1300 | 19.052 | 19.125 | 0.073 |
| 35 | 376 | 19.091 | 19.103 | 0.012 |
| 35 | 405 | 18.486 | 18.524 | 0.038 |
| 35 | 425 | 18.545 | 18.622 | 0.077 |
| 35 | 492 | 19.044 | 19.072 | 0.028 |
| 35 | 501 | 18.984 | 18.989 | 0.005 |
| 35 | 521 | 19.043 | 19.075 | 0.032 |
| 50 | 300 | 18.996 | 18.988 | -0.008 |
| 50 | 756 | 19.117 | 19.173 | 0.056 |
| 50 | 1100 | 18.605 | 18.687 | 0.082 |
| 52 | 451 | 19.082 | 19.075 | -0.007 |
| 52 | 587 | 19.032 | 19.089 | 0.057 |
| 52 | 956 | 18.902 | 18.966 | 0.064 |
| 55 | 198 | 18.879 | 18.899 | 0.020 |
| 55 | 220 | 18.959 | 19.030 | 0.071 |
| 55 | 665 | 19.206 | 19.294 | 0.088 |
| 55 | 818 | 18.868 | 18.912 | 0.044 |
| 55 | 1057 | 19.017 | 19.017 | 0.000 |
| 55 | 1137 | 18.883 | 18.930 | 0.047 |
| 100 | 448 | 18.715 | 18.805 | 0.090 |
| 100 | 938 | 18.905 | 18.903 | -0.002 |
| 100 | 1051 | 18.982 | 18.961 | -0.021 |
| 102 | 921 | 19.050 | 19.063 | 0.013 |
| 102 | 1113 | 19.272 | 19.281 | 0.009 |
| 102 | 1234 | 18.970 | 18.933 | -0.037 |
| 105 | 194 | 19.324 | 19.390 | 0.066 |
| 105 | 367 | 19.111 | 19.077 | -0.034 |
| 105 | 440 | 18.819 | 18.858 | 0.039 |
| 105 | 477 | 19.011 | 18.927 | -0.084 |
| 105 | 556 | 18.966 | 18.924 | -0.042 |
| 105 | 1213 | 18.628 | 18.598 | -0.030 |
| Max | | 19.365 | 19.390 | 0.090 |
| Average | | 18.967 | 18.983 | 0.016 |
| Min | | 18.486 | 18.510 | -0.084 |
| Std Dev | | 0.189 | 0.189 | 0.036 |

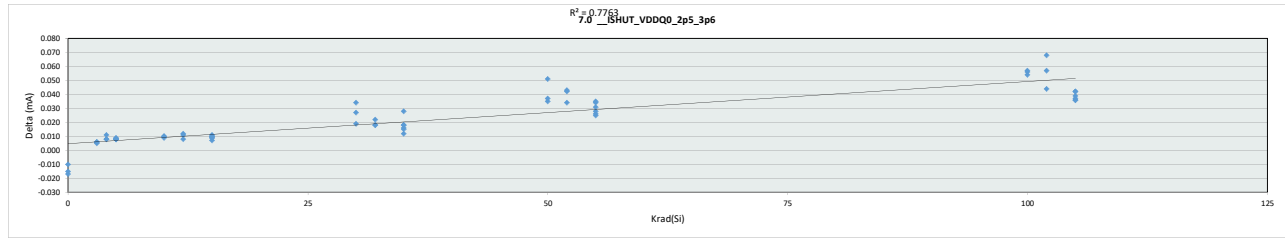


| 3.10_IVDD_1p5_2p375 | | | | | | | | | | | | |
|---------------------|--------|-------------|-----------|-----------|--|--|--|--|--|--|--|--|
| Test Site | Tester | Test Number | Max Limit | Min Limit | | | | | | | | |
| 0 | 3 | 4 | 5 | 10 | | | | | | | | |
| 12 | 15 | 30 | 32 | 35 | | | | | | | | |
| 50 | 52 | 55 | 100 | 102 | | | | | | | | |
| 105 | | | | | | | | | | | | |
| LL | | | | | | | | | | | | |
| Min | 18.770 | 18.826 | 18.995 | 18.724 | | | | | | | | |
| Average | 18.872 | 19.018 | 19.156 | 18.908 | | | | | | | | |
| Max | 19.012 | 19.125 | 19.327 | 19.027 | | | | | | | | |
| UL | 30.000 | 30.000 | 30.000 | 30.000 | | | | | | | | |

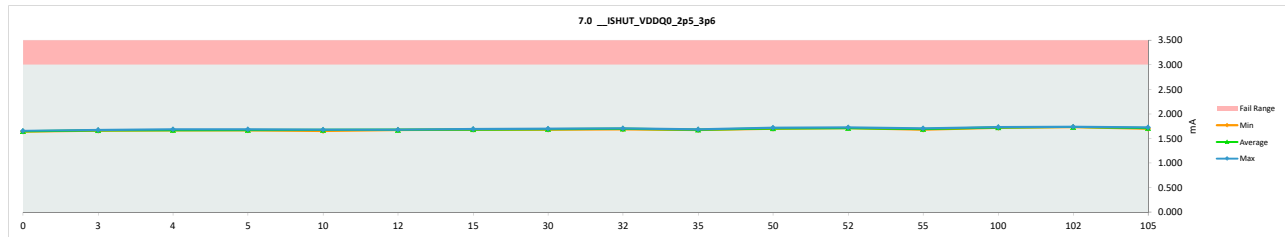


HDR TID Report
TPS7H3302-SP QML CALSS P

| 7.0 _ISHUT_VDDQ0_2p5_3p6 | | | | |
|--------------------------|----------|-------------|-------|-----------|
| Test Site | Tester | Test Number | Unit | Max Limit |
| | | | mA | 3 |
| | | | mA | 3 |
| | | | | |
| Krad(Si) | Serial # | PRE | POST | Delta |
| 0 | 775 | 1.666 | 1.656 | -0.010 |
| 0 | 1088 | 1.654 | 1.639 | -0.015 |
| 0 | 1106 | 1.663 | 1.646 | -0.017 |
| 3 | 817 | 1.659 | 1.665 | 0.006 |
| 3 | 825 | 1.670 | 1.675 | 0.005 |
| 3 | 833 | 1.656 | 1.662 | 0.006 |
| 4 | 847 | 1.661 | 1.669 | 0.008 |
| 4 | 645 | 1.665 | 1.673 | 0.008 |
| 4 | 788 | 1.672 | 1.683 | 0.011 |
| 5 | 959 | 1.674 | 1.683 | 0.009 |
| 5 | 991 | 1.659 | 1.667 | 0.008 |
| 5 | 1000 | 1.663 | 1.671 | 0.008 |
| 5 | 1011 | 1.672 | 1.680 | 0.008 |
| 5 | 1087 | 1.674 | 1.682 | 0.008 |
| 5 | 1097 | 1.655 | 1.663 | 0.008 |
| 10 | 180 | 1.646 | 1.656 | 0.010 |
| 10 | 236 | 1.663 | 1.673 | 0.010 |
| 10 | 246 | 1.670 | 1.679 | 0.009 |
| 12 | 190 | 1.661 | 1.672 | 0.011 |
| 12 | 266 | 1.670 | 1.682 | 0.012 |
| 12 | 308 | 1.663 | 1.671 | 0.008 |
| 15 | 848 | 1.667 | 1.676 | 0.009 |
| 15 | 878 | 1.670 | 1.680 | 0.010 |
| 15 | 880 | 1.680 | 1.689 | 0.009 |
| 15 | 942 | 1.686 | 1.693 | 0.007 |
| 15 | 947 | 1.665 | 1.676 | 0.011 |
| 15 | 962 | 1.670 | 1.680 | 0.010 |
| 30 | 1141 | 1.651 | 1.678 | 0.027 |
| 30 | 1242 | 1.666 | 1.700 | 0.034 |
| 30 | 1417 | 1.679 | 1.698 | 0.019 |
| 32 | 1126 | 1.687 | 1.705 | 0.018 |
| 32 | 1165 | 1.669 | 1.687 | 0.018 |
| 32 | 1300 | 1.674 | 1.696 | 0.022 |
| 35 | 376 | 1.668 | 1.680 | 0.012 |
| 35 | 405 | 1.659 | 1.677 | 0.018 |
| 35 | 425 | 1.656 | 1.674 | 0.018 |
| 35 | 492 | 1.659 | 1.687 | 0.028 |
| 35 | 501 | 1.671 | 1.687 | 0.016 |
| 35 | 521 | 1.666 | 1.681 | 0.015 |
| 50 | 300 | 1.660 | 1.697 | 0.037 |
| 50 | 756 | 1.671 | 1.706 | 0.035 |
| 50 | 1100 | 1.664 | 1.715 | 0.051 |
| 52 | 451 | 1.688 | 1.722 | 0.034 |
| 52 | 587 | 1.668 | 1.710 | 0.042 |
| 52 | 956 | 1.669 | 1.712 | 0.043 |
| 55 | 198 | 1.665 | 1.691 | 0.026 |
| 55 | 220 | 1.644 | 1.679 | 0.035 |
| 55 | 665 | 1.649 | 1.683 | 0.034 |
| 55 | 818 | 1.673 | 1.704 | 0.031 |
| 55 | 1057 | 1.663 | 1.688 | 0.025 |
| 55 | 1137 | 1.672 | 1.700 | 0.028 |
| 100 | 448 | 1.668 | 1.725 | 0.057 |
| 100 | 938 | 1.677 | 1.733 | 0.056 |
| 100 | 1051 | 1.665 | 1.719 | 0.054 |
| 102 | 921 | 1.670 | 1.738 | 0.068 |
| 102 | 1113 | 1.690 | 1.734 | 0.044 |
| 102 | 1234 | 1.671 | 1.728 | 0.057 |
| 105 | 194 | 1.684 | 1.726 | 0.042 |
| 105 | 367 | 1.671 | 1.708 | 0.037 |
| 105 | 440 | 1.670 | 1.706 | 0.036 |
| 105 | 477 | 1.670 | 1.706 | 0.036 |
| 105 | 556 | 1.684 | 1.723 | 0.039 |
| 105 | 1213 | 1.658 | 1.700 | 0.042 |
| | Max | 1.690 | 1.738 | 0.068 |
| | Average | 1.667 | 1.690 | 0.022 |
| | Min | 1.644 | 1.639 | -0.017 |
| | Std Dev | 0.010 | 0.022 | 0.018 |

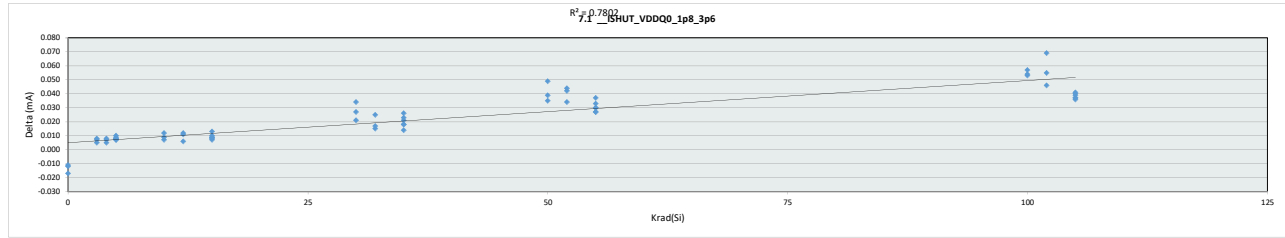


| 7.0 _ISHUT_VDDQ0_2p5_3p6 | | | | | | | | | | | | | | | | |
|--------------------------|--------|-------------|-------|-----------|-----------|-------|-------|-------|-------|-------|-------|-------|-------|-------|-------|-------|
| Test Site | Tester | Test Number | Unit | Max Limit | Min Limit | | | | | | | | | | | |
| | | | mA | 3 | | | | | | | | | | | | |
| | | | mA | 3 | | | | | | | | | | | | |
| Krad(Si) | 0 | 3 | 4 | 5 | 10 | 12 | 15 | 30 | 32 | 35 | 50 | 52 | 55 | 100 | 102 | 105 |
| LL | | | | | | | | | | | | | | | | |
| Min | 1.639 | 1.662 | 1.669 | 1.663 | 1.656 | 1.671 | 1.676 | 1.678 | 1.687 | 1.674 | 1.697 | 1.710 | 1.679 | 1.719 | 1.728 | 1.700 |
| Average | 1.647 | 1.667 | 1.675 | 1.674 | 1.669 | 1.675 | 1.682 | 1.692 | 1.696 | 1.681 | 1.706 | 1.715 | 1.691 | 1.726 | 1.733 | 1.712 |
| Max | 1.656 | 1.675 | 1.683 | 1.683 | 1.679 | 1.682 | 1.693 | 1.700 | 1.705 | 1.687 | 1.715 | 1.722 | 1.704 | 1.733 | 1.738 | 1.726 |
| UL | 3.000 | 3.000 | 3.000 | 3.000 | 3.000 | 3.000 | 3.000 | 3.000 | 3.000 | 3.000 | 3.000 | 3.000 | 3.000 | 3.000 | 3.000 | 3.000 |

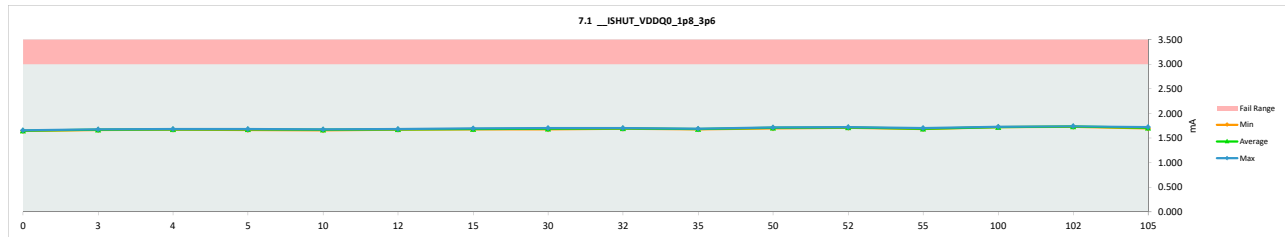


HDR TID Report
TPS7H3302-SP QML CALSS P

| 7.1 _ISHUT_VDDQ0_1p8_3p6 | | | | |
|--------------------------|--------|-------------|-------|-----------|
| Test Site | Tester | Test Number | Unit | Max Limit |
| 0 | 775 | 1.667 | 1.656 | -0.011 |
| 0 | 1088 | 1.652 | 1.640 | -0.012 |
| 0 | 1106 | 1.664 | 1.647 | -0.017 |
| 3 | 817 | 1.657 | 1.664 | 0.007 |
| 3 | 825 | 1.668 | 1.676 | 0.008 |
| 3 | 833 | 1.655 | 1.660 | 0.005 |
| 4 | 847 | 1.664 | 1.669 | 0.005 |
| 4 | 645 | 1.663 | 1.670 | 0.007 |
| 4 | 788 | 1.672 | 1.680 | 0.008 |
| 5 | 959 | 1.673 | 1.680 | 0.007 |
| 5 | 991 | 1.659 | 1.667 | 0.008 |
| 5 | 1000 | 1.663 | 1.671 | 0.008 |
| 5 | 1011 | 1.672 | 1.679 | 0.007 |
| 5 | 1087 | 1.674 | 1.683 | 0.009 |
| 5 | 1097 | 1.653 | 1.663 | 0.010 |
| 10 | 180 | 1.644 | 1.656 | 0.012 |
| 10 | 236 | 1.664 | 1.673 | 0.009 |
| 10 | 246 | 1.668 | 1.675 | 0.007 |
| 12 | 190 | 1.660 | 1.671 | 0.011 |
| 12 | 266 | 1.670 | 1.682 | 0.012 |
| 12 | 308 | 1.665 | 1.671 | 0.006 |
| 15 | 848 | 1.666 | 1.675 | 0.009 |
| 15 | 878 | 1.668 | 1.681 | 0.013 |
| 15 | 880 | 1.679 | 1.689 | 0.010 |
| 15 | 942 | 1.684 | 1.693 | 0.009 |
| 15 | 947 | 1.666 | 1.673 | 0.007 |
| 15 | 962 | 1.672 | 1.680 | 0.008 |
| 30 | 1141 | 1.649 | 1.676 | 0.027 |
| 30 | 1242 | 1.665 | 1.699 | 0.034 |
| 30 | 1417 | 1.678 | 1.699 | 0.021 |
| 32 | 1126 | 1.688 | 1.703 | 0.015 |
| 32 | 1165 | 1.670 | 1.687 | 0.017 |
| 32 | 1300 | 1.672 | 1.697 | 0.025 |
| 35 | 376 | 1.667 | 1.681 | 0.014 |
| 35 | 405 | 1.656 | 1.679 | 0.023 |
| 35 | 425 | 1.655 | 1.676 | 0.021 |
| 35 | 492 | 1.661 | 1.687 | 0.026 |
| 35 | 501 | 1.669 | 1.687 | 0.018 |
| 35 | 521 | 1.663 | 1.681 | 0.018 |
| 50 | 300 | 1.659 | 1.698 | 0.039 |
| 50 | 756 | 1.670 | 1.705 | 0.035 |
| 50 | 1100 | 1.664 | 1.713 | 0.049 |
| 52 | 451 | 1.687 | 1.721 | 0.034 |
| 52 | 587 | 1.668 | 1.710 | 0.042 |
| 52 | 956 | 1.670 | 1.714 | 0.044 |
| 55 | 198 | 1.663 | 1.690 | 0.027 |
| 55 | 220 | 1.645 | 1.682 | 0.037 |
| 55 | 665 | 1.651 | 1.681 | 0.030 |
| 55 | 818 | 1.672 | 1.705 | 0.033 |
| 55 | 1057 | 1.663 | 1.690 | 0.027 |
| 55 | 1137 | 1.671 | 1.701 | 0.030 |
| 100 | 448 | 1.668 | 1.722 | 0.054 |
| 100 | 938 | 1.678 | 1.731 | 0.053 |
| 100 | 1051 | 1.663 | 1.720 | 0.057 |
| 102 | 921 | 1.669 | 1.738 | 0.069 |
| 102 | 1113 | 1.688 | 1.734 | 0.046 |
| 102 | 1234 | 1.671 | 1.726 | 0.055 |
| 105 | 194 | 1.684 | 1.724 | 0.040 |
| 105 | 367 | 1.670 | 1.707 | 0.037 |
| 105 | 440 | 1.669 | 1.706 | 0.037 |
| 105 | 477 | 1.668 | 1.704 | 0.036 |
| 105 | 556 | 1.681 | 1.722 | 0.041 |
| 105 | 1213 | 1.658 | 1.697 | 0.039 |
| Max | | 1.688 | 1.738 | 0.069 |
| Average | | 1.667 | 1.689 | 0.022 |
| Min | | 1.644 | 1.640 | -0.017 |
| Std Dev | | 0.010 | 0.022 | 0.018 |

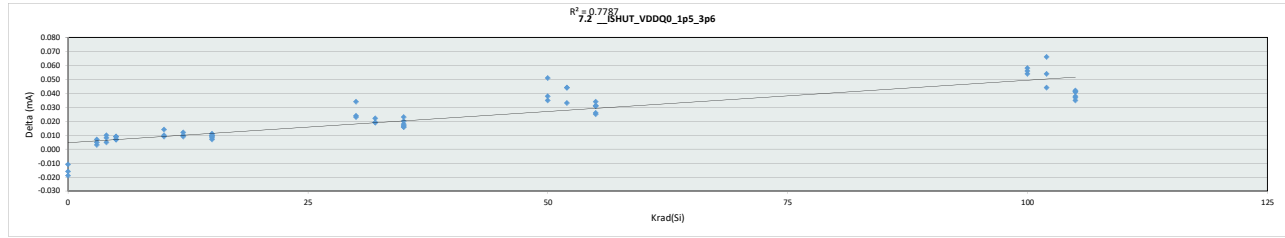


| 7.1 _ISHUT_VDDQ0_1p8_3p6 | | | | |
|--------------------------|--------|-------------|------|-----------|
| Test Site | Tester | Test Number | Unit | Max Limit |
| 0 | 3 | 3 | 3 | 3 |
| 3 | 3 | 3 | 3 | 3 |
| 4 | 3 | 3 | 3 | 3 |
| 5 | 3 | 3 | 3 | 3 |
| 10 | 3 | 3 | 3 | 3 |
| 12 | 3 | 3 | 3 | 3 |
| 15 | 3 | 3 | 3 | 3 |
| 30 | 3 | 3 | 3 | 3 |
| 32 | 3 | 3 | 3 | 3 |
| 35 | 3 | 3 | 3 | 3 |
| 50 | 3 | 3 | 3 | 3 |
| 52 | 3 | 3 | 3 | 3 |
| 55 | 3 | 3 | 3 | 3 |
| 100 | 3 | 3 | 3 | 3 |
| 102 | 3 | 3 | 3 | 3 |
| 105 | 3 | 3 | 3 | 3 |

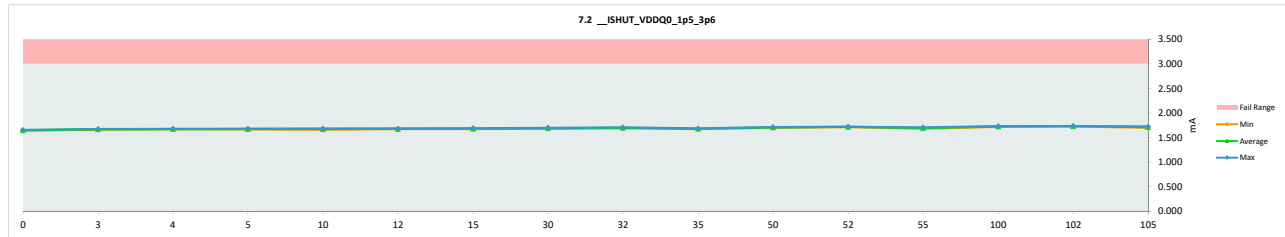


HDR TID Report
TPS7H3302-SP QML CALSS P

| 7.2 _ISHUT_VDDQ0_1p5_3p6 | | | | |
|--------------------------|--------|-------------|-------|-----------|
| Test Site | Tester | Test Number | Unit | Max Limit |
| 0 | 775 | 1.666 | 1.655 | -0.011 |
| 0 | 1088 | 1.655 | 1.639 | -0.016 |
| 0 | 1106 | 1.664 | 1.645 | -0.019 |
| 3 | 817 | 1.659 | 1.664 | 0.005 |
| 3 | 825 | 1.667 | 1.674 | 0.007 |
| 3 | 833 | 1.656 | 1.659 | 0.003 |
| 4 | 547 | 1.662 | 1.670 | 0.008 |
| 4 | 645 | 1.665 | 1.670 | 0.005 |
| 4 | 788 | 1.672 | 1.682 | 0.010 |
| 5 | 959 | 1.673 | 1.682 | 0.009 |
| 5 | 991 | 1.658 | 1.665 | 0.007 |
| 5 | 1000 | 1.662 | 1.671 | 0.009 |
| 5 | 1011 | 1.672 | 1.679 | 0.007 |
| 5 | 1087 | 1.674 | 1.681 | 0.007 |
| 5 | 1097 | 1.655 | 1.664 | 0.009 |
| 10 | 180 | 1.644 | 1.658 | 0.014 |
| 10 | 236 | 1.663 | 1.672 | 0.009 |
| 10 | 246 | 1.668 | 1.678 | 0.010 |
| 12 | 190 | 1.661 | 1.671 | 0.010 |
| 12 | 266 | 1.670 | 1.682 | 0.012 |
| 12 | 308 | 1.662 | 1.671 | 0.009 |
| 15 | 848 | 1.667 | 1.674 | 0.007 |
| 15 | 878 | 1.669 | 1.679 | 0.010 |
| 15 | 880 | 1.679 | 1.689 | 0.010 |
| 15 | 942 | 1.684 | 1.695 | 0.011 |
| 15 | 947 | 1.666 | 1.674 | 0.008 |
| 15 | 962 | 1.670 | 1.679 | 0.009 |
| 30 | 1141 | 1.652 | 1.676 | 0.024 |
| 30 | 1242 | 1.666 | 1.700 | 0.034 |
| 30 | 1417 | 1.675 | 1.698 | 0.023 |
| 32 | 1126 | 1.686 | 1.705 | 0.019 |
| 32 | 1165 | 1.669 | 1.688 | 0.019 |
| 32 | 1300 | 1.674 | 1.696 | 0.022 |
| 35 | 376 | 1.665 | 1.681 | 0.016 |
| 35 | 405 | 1.658 | 1.678 | 0.020 |
| 35 | 425 | 1.657 | 1.675 | 0.018 |
| 35 | 492 | 1.660 | 1.683 | 0.023 |
| 35 | 501 | 1.670 | 1.686 | 0.016 |
| 35 | 521 | 1.665 | 1.682 | 0.017 |
| 50 | 300 | 1.660 | 1.698 | 0.038 |
| 50 | 756 | 1.671 | 1.706 | 0.035 |
| 50 | 1100 | 1.663 | 1.714 | 0.051 |
| 52 | 451 | 1.688 | 1.721 | 0.033 |
| 52 | 587 | 1.669 | 1.713 | 0.044 |
| 52 | 956 | 1.668 | 1.712 | 0.044 |
| 55 | 198 | 1.663 | 1.688 | 0.025 |
| 55 | 220 | 1.646 | 1.680 | 0.034 |
| 55 | 665 | 1.650 | 1.681 | 0.031 |
| 55 | 818 | 1.672 | 1.703 | 0.031 |
| 55 | 1057 | 1.663 | 1.689 | 0.026 |
| 55 | 1137 | 1.670 | 1.701 | 0.031 |
| 100 | 448 | 1.667 | 1.721 | 0.054 |
| 100 | 938 | 1.676 | 1.732 | 0.056 |
| 100 | 1051 | 1.663 | 1.721 | 0.058 |
| 102 | 921 | 1.669 | 1.735 | 0.066 |
| 102 | 1113 | 1.690 | 1.734 | 0.044 |
| 102 | 1234 | 1.672 | 1.726 | 0.054 |
| 105 | 194 | 1.685 | 1.726 | 0.041 |
| 105 | 367 | 1.670 | 1.708 | 0.038 |
| 105 | 440 | 1.669 | 1.706 | 0.037 |
| 105 | 477 | 1.670 | 1.705 | 0.035 |
| 105 | 556 | 1.681 | 1.722 | 0.041 |
| 105 | 1213 | 1.656 | 1.698 | 0.042 |
| Max | | 1.690 | 1.735 | 0.066 |
| Average | | 1.667 | 1.689 | 0.022 |
| Min | | 1.644 | 1.639 | -0.019 |
| Std Dev | | 0.009 | 0.022 | 0.018 |

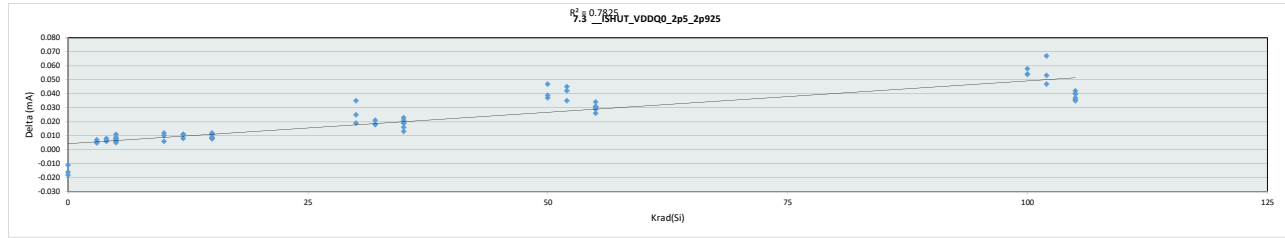


| 7.2 _ISHUT_VDDQ0_1p5_3p6 | | | | | | | | | | |
|--------------------------|--------|-------------|------|-----------|-----------|--|--|--|--|--|
| Test Site | Tester | Test Number | Unit | Max Limit | Min Limit | | | | | |
| 0 | 3 | 3 | 3 | 3 | 3 | | | | | |
| 4 | 3 | 3 | 3 | 3 | 3 | | | | | |
| 5 | 3 | 3 | 3 | 3 | 3 | | | | | |
| 10 | 3 | 3 | 3 | 3 | 3 | | | | | |
| 12 | 3 | 3 | 3 | 3 | 3 | | | | | |
| 15 | 3 | 3 | 3 | 3 | 3 | | | | | |
| 30 | 3 | 3 | 3 | 3 | 3 | | | | | |
| 32 | 3 | 3 | 3 | 3 | 3 | | | | | |
| 35 | 3 | 3 | 3 | 3 | 3 | | | | | |
| 50 | 3 | 3 | 3 | 3 | 3 | | | | | |
| 52 | 3 | 3 | 3 | 3 | 3 | | | | | |
| 55 | 3 | 3 | 3 | 3 | 3 | | | | | |
| 100 | 3 | 3 | 3 | 3 | 3 | | | | | |
| 102 | 3 | 3 | 3 | 3 | 3 | | | | | |
| 105 | 3 | 3 | 3 | 3 | 3 | | | | | |

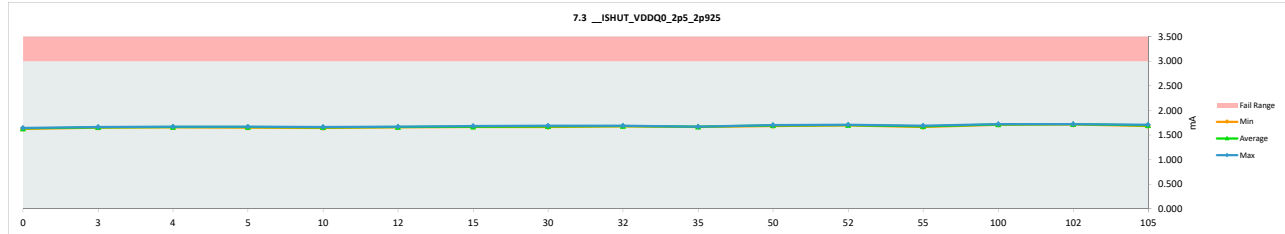


HDR TID Report
TPS7H3302-SP QML CALSS P

| 7.3 _ISHUT_VDDQ0_2p5_2p925 | | | | |
|----------------------------|--------|-------------|-------|-----------|
| Test Site | Tester | Test Number | Unit | Max Limit |
| 0 | 775 | 1.654 | 1.643 | -0.011 |
| 0 | 1088 | 1.641 | 1.625 | -0.016 |
| 0 | 1106 | 1.650 | 1.632 | -0.018 |
| 3 | 817 | 1.646 | 1.651 | 0.005 |
| 3 | 825 | 1.655 | 1.662 | 0.007 |
| 3 | 833 | 1.642 | 1.647 | 0.005 |
| 4 | 847 | 1.650 | 1.658 | 0.008 |
| 4 | 645 | 1.651 | 1.658 | 0.007 |
| 4 | 788 | 1.661 | 1.667 | 0.006 |
| 5 | 959 | 1.658 | 1.669 | 0.011 |
| 5 | 991 | 1.647 | 1.653 | 0.006 |
| 5 | 1000 | 1.649 | 1.658 | 0.009 |
| 5 | 1011 | 1.661 | 1.666 | 0.005 |
| 5 | 1087 | 1.663 | 1.670 | 0.007 |
| 5 | 1097 | 1.641 | 1.649 | 0.008 |
| 10 | 180 | 1.631 | 1.643 | 0.012 |
| 10 | 236 | 1.649 | 1.659 | 0.010 |
| 10 | 246 | 1.656 | 1.662 | 0.006 |
| 12 | 190 | 1.649 | 1.660 | 0.011 |
| 12 | 266 | 1.657 | 1.668 | 0.011 |
| 12 | 308 | 1.650 | 1.658 | 0.008 |
| 15 | 848 | 1.654 | 1.662 | 0.008 |
| 15 | 878 | 1.655 | 1.666 | 0.011 |
| 15 | 880 | 1.666 | 1.678 | 0.012 |
| 15 | 942 | 1.672 | 1.680 | 0.008 |
| 15 | 947 | 1.653 | 1.661 | 0.008 |
| 15 | 962 | 1.658 | 1.667 | 0.009 |
| 30 | 1141 | 1.639 | 1.664 | 0.025 |
| 30 | 1242 | 1.651 | 1.686 | 0.035 |
| 30 | 1417 | 1.665 | 1.684 | 0.019 |
| 32 | 1126 | 1.673 | 1.691 | 0.018 |
| 32 | 1165 | 1.655 | 1.673 | 0.018 |
| 32 | 1300 | 1.662 | 1.683 | 0.021 |
| 35 | 376 | 1.654 | 1.667 | 0.013 |
| 35 | 405 | 1.644 | 1.665 | 0.021 |
| 35 | 425 | 1.643 | 1.662 | 0.019 |
| 35 | 492 | 1.649 | 1.672 | 0.023 |
| 35 | 501 | 1.656 | 1.672 | 0.016 |
| 35 | 521 | 1.651 | 1.670 | 0.019 |
| 50 | 300 | 1.646 | 1.685 | 0.039 |
| 50 | 756 | 1.657 | 1.694 | 0.037 |
| 50 | 1100 | 1.653 | 1.700 | 0.047 |
| 52 | 451 | 1.674 | 1.709 | 0.035 |
| 52 | 587 | 1.655 | 1.697 | 0.042 |
| 52 | 956 | 1.655 | 1.700 | 0.045 |
| 55 | 198 | 1.648 | 1.677 | 0.029 |
| 55 | 220 | 1.632 | 1.666 | 0.034 |
| 55 | 665 | 1.637 | 1.668 | 0.031 |
| 55 | 818 | 1.660 | 1.691 | 0.031 |
| 55 | 1057 | 1.650 | 1.676 | 0.026 |
| 55 | 1137 | 1.658 | 1.688 | 0.030 |
| 100 | 448 | 1.655 | 1.709 | 0.054 |
| 100 | 938 | 1.663 | 1.721 | 0.058 |
| 100 | 1051 | 1.652 | 1.706 | 0.054 |
| 102 | 921 | 1.656 | 1.723 | 0.067 |
| 102 | 1113 | 1.676 | 1.723 | 0.047 |
| 102 | 1234 | 1.658 | 1.711 | 0.053 |
| 105 | 194 | 1.671 | 1.711 | 0.040 |
| 105 | 367 | 1.657 | 1.693 | 0.036 |
| 105 | 440 | 1.656 | 1.691 | 0.035 |
| 105 | 477 | 1.655 | 1.692 | 0.037 |
| 105 | 556 | 1.669 | 1.709 | 0.040 |
| 105 | 1213 | 1.642 | 1.684 | 0.042 |
| Max | | 1.676 | 1.723 | 0.067 |
| Average | | 1.654 | 1.676 | 0.022 |
| Min | | 1.631 | 1.625 | -0.018 |
| Std Dev | | 0.010 | 0.022 | 0.018 |

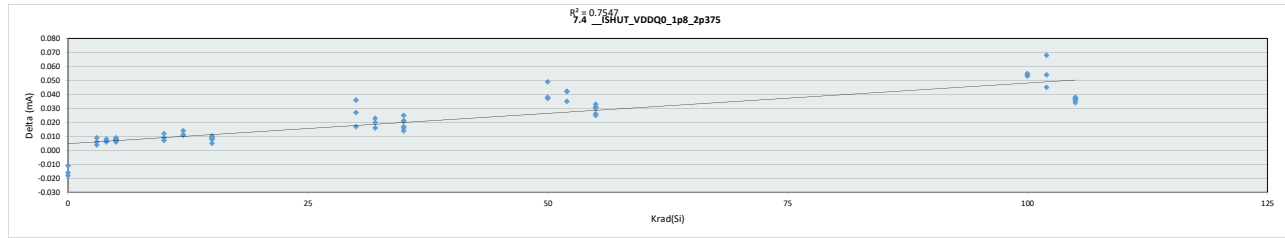


| 7.3 _ISHUT_VDDQ0_2p5_2p925 | | | | | | | | | | | | | | | | | | | | | | |
|----------------------------|--------|-------------|------|-----------|-----------|-------|-------|---------|-------|-------|-------|-------|-------|-------|-------|-------|-------|-------|-------|-------|-------|-------|
| Test Site | Tester | Test Number | Unit | Max Limit | Min Limit | LL | Min | Average | Max | UL | | | | | | | | | | | | |
| 0 | 3 | 3 | 3 | 3 | 3 | 1.625 | 1.647 | 1.658 | 1.649 | 1.643 | 1.658 | 1.661 | 1.664 | 1.673 | 1.662 | 1.685 | 1.697 | 1.666 | 1.706 | 1.711 | 1.684 | |
| 3 | 3 | 3 | 3 | 3 | 3 | 1.633 | 1.653 | 1.661 | 1.661 | 1.655 | 1.662 | 1.669 | 1.678 | 1.682 | 1.668 | 1.693 | 1.702 | 1.678 | 1.712 | 1.719 | 1.697 | |
| 4 | 3 | 3 | 3 | 3 | 3 | 1.643 | 1.662 | 1.667 | 1.670 | 1.662 | 1.668 | 1.680 | 1.686 | 1.691 | 1.672 | 1.700 | 1.709 | 1.691 | 1.721 | 1.723 | 1.711 | |
| 5 | 3 | 3 | 3 | 3 | 3 | 3.000 | 3.000 | 3.000 | 3.000 | 3.000 | 3.000 | 3.000 | 3.000 | 3.000 | 3.000 | 3.000 | 3.000 | 3.000 | 3.000 | 3.000 | 3.000 | 3.000 |

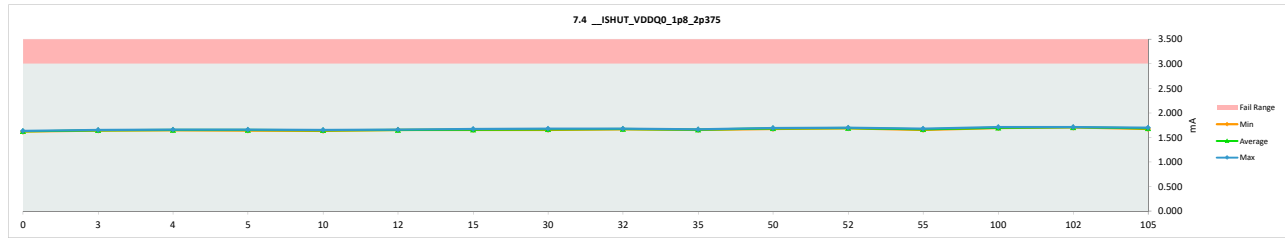


HDR TID Report
TPS7H3302-SP QML CALSS P

| 7.4 _ISHUT_VDDQ0_1p8_2p375 | | | | |
|----------------------------|----------|-------------|-------|-----------|
| Test Site | Tester | Test Number | Unit | Max Limit |
| | | | mA | 3 |
| | | | mA | 3 |
| Krad(Si) | Serial # | PRE | POST | Delta |
| 0 | 775 | 1.644 | 1.633 | -0.011 |
| 0 | 1088 | 1.632 | 1.616 | -0.016 |
| 0 | 1106 | 1.640 | 1.622 | -0.018 |
| 3 | 817 | 1.637 | 1.641 | 0.004 |
| 3 | 825 | 1.643 | 1.652 | 0.009 |
| 3 | 833 | 1.631 | 1.637 | 0.006 |
| 4 | 847 | 1.641 | 1.647 | 0.006 |
| 4 | 645 | 1.642 | 1.649 | 0.007 |
| 4 | 788 | 1.649 | 1.657 | 0.008 |
| 5 | 959 | 1.650 | 1.659 | 0.009 |
| 5 | 991 | 1.636 | 1.642 | 0.006 |
| 5 | 1000 | 1.639 | 1.647 | 0.008 |
| 5 | 1011 | 1.649 | 1.656 | 0.007 |
| 5 | 1087 | 1.651 | 1.658 | 0.007 |
| 5 | 1097 | 1.631 | 1.639 | 0.008 |
| 10 | 180 | 1.621 | 1.633 | 0.012 |
| 10 | 236 | 1.639 | 1.648 | 0.009 |
| 10 | 246 | 1.646 | 1.653 | 0.007 |
| 12 | 190 | 1.639 | 1.650 | 0.011 |
| 12 | 266 | 1.646 | 1.660 | 0.014 |
| 12 | 308 | 1.639 | 1.650 | 0.011 |
| 15 | 848 | 1.642 | 1.650 | 0.008 |
| 15 | 878 | 1.647 | 1.656 | 0.009 |
| 15 | 880 | 1.658 | 1.668 | 0.010 |
| 15 | 942 | 1.662 | 1.670 | 0.008 |
| 15 | 947 | 1.645 | 1.650 | 0.005 |
| 15 | 962 | 1.646 | 1.656 | 0.010 |
| 30 | 1141 | 1.627 | 1.654 | 0.027 |
| 30 | 1242 | 1.641 | 1.677 | 0.036 |
| 30 | 1417 | 1.656 | 1.673 | 0.017 |
| 32 | 1126 | 1.663 | 1.679 | 0.016 |
| 32 | 1165 | 1.644 | 1.664 | 0.020 |
| 32 | 1300 | 1.649 | 1.672 | 0.023 |
| 35 | 376 | 1.644 | 1.658 | 0.014 |
| 35 | 405 | 1.635 | 1.656 | 0.021 |
| 35 | 425 | 1.631 | 1.652 | 0.021 |
| 35 | 492 | 1.637 | 1.662 | 0.025 |
| 35 | 501 | 1.647 | 1.664 | 0.017 |
| 35 | 521 | 1.641 | 1.657 | 0.016 |
| 50 | 300 | 1.637 | 1.675 | 0.038 |
| 50 | 756 | 1.646 | 1.683 | 0.037 |
| 50 | 1100 | 1.640 | 1.689 | 0.049 |
| 52 | 451 | 1.663 | 1.698 | 0.035 |
| 52 | 587 | 1.645 | 1.687 | 0.042 |
| 52 | 956 | 1.646 | 1.688 | 0.042 |
| 55 | 198 | 1.640 | 1.666 | 0.026 |
| 55 | 220 | 1.622 | 1.655 | 0.033 |
| 55 | 665 | 1.627 | 1.658 | 0.031 |
| 55 | 818 | 1.651 | 1.681 | 0.030 |
| 55 | 1057 | 1.640 | 1.665 | 0.025 |
| 55 | 1137 | 1.647 | 1.678 | 0.031 |
| 100 | 448 | 1.644 | 1.699 | 0.055 |
| 100 | 938 | 1.655 | 1.709 | 0.054 |
| 100 | 1051 | 1.641 | 1.694 | 0.053 |
| 102 | 921 | 1.645 | 1.713 | 0.068 |
| 102 | 1113 | 1.664 | 1.709 | 0.045 |
| 102 | 1234 | 1.647 | 1.701 | 0.054 |
| 105 | 194 | 1.662 | 1.699 | 0.037 |
| 105 | 367 | 1.648 | 1.682 | 0.034 |
| 105 | 440 | 1.646 | 1.682 | 0.036 |
| 105 | 477 | 1.645 | 1.682 | 0.037 |
| 105 | 556 | 1.658 | 1.696 | 0.038 |
| 105 | 1213 | 1.635 | 1.671 | 0.036 |
| Max | | 1.664 | 1.713 | 0.068 |
| Average | | 1.644 | 1.666 | 0.022 |
| Min | | 1.621 | 1.616 | -0.018 |
| Std Dev | | 0.009 | 0.022 | 0.018 |

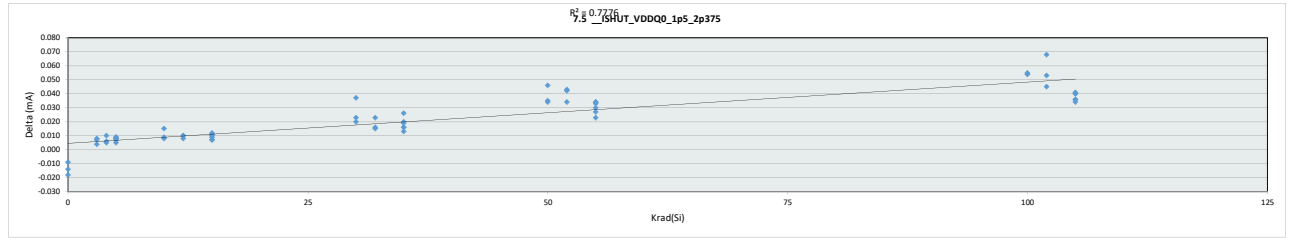


| 7.4 _ISHUT_VDDQ0_1p8_2p3 | | | | | | | | | | | | | | | | |
|--------------------------|--------|-------------|-------|-----------|-------|-------|-------|-------|-------|-------|-------|-------|-------|-------|-------|-------|
| Test Site | Tester | Test Number | Unit | Max Limit | | | | | | | | | | | | |
| | | | mA | 3 | | | | | | | | | | | | |
| | | | mA | 3 | | | | | | | | | | | | |
| Krad(Si) | 0 | 3 | 4 | 5 | 10 | 12 | 15 | 30 | 32 | 35 | 50 | 52 | 55 | 100 | 102 | 105 |
| LL | | | | | | | | | | | | | | | | |
| Min | 1.616 | 1.637 | 1.647 | 1.639 | 1.633 | 1.650 | 1.650 | 1.654 | 1.664 | 1.652 | 1.675 | 1.687 | 1.655 | 1.694 | 1.701 | 1.671 |
| Average | 1.624 | 1.643 | 1.651 | 1.650 | 1.645 | 1.653 | 1.658 | 1.668 | 1.672 | 1.658 | 1.682 | 1.691 | 1.667 | 1.701 | 1.708 | 1.685 |
| Max | 1.633 | 1.652 | 1.657 | 1.659 | 1.653 | 1.660 | 1.670 | 1.677 | 1.679 | 1.664 | 1.689 | 1.698 | 1.681 | 1.709 | 1.713 | 1.699 |
| UL | 3.000 | 3.000 | 3.000 | 3.000 | 3.000 | 3.000 | 3.000 | 3.000 | 3.000 | 3.000 | 3.000 | 3.000 | 3.000 | 3.000 | 3.000 | 3.000 |

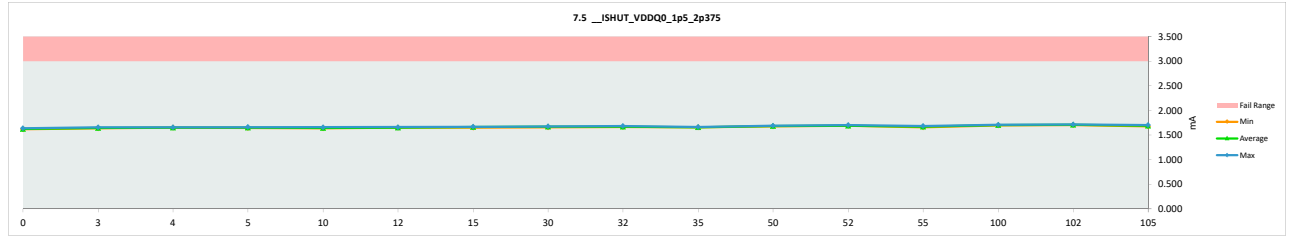


HDR TID Report
TPS7H3302-SP QML CALSS P

| 7.5 _ISHUT_VDDQ0_1p5_2p375 | | | | |
|----------------------------|----------|-------------|-------|-----------|
| Test Site | Tester | Test Number | Unit | Max Limit |
| 7.5 | | | mA | 3 |
| 7.5 | | | mA | 3 |
| Krad(Si) | Serial # | PRE | POST | Delta |
| 0 | 775 | 1.644 | 1.635 | -0.009 |
| 0 | 1088 | 1.629 | 1.615 | -0.014 |
| 0 | 1106 | 1.641 | 1.623 | -0.018 |
| 3 | 817 | 1.637 | 1.645 | 0.008 |
| 3 | 825 | 1.646 | 1.653 | 0.007 |
| 3 | 833 | 1.634 | 1.638 | 0.004 |
| 4 | 847 | 1.642 | 1.647 | 0.005 |
| 4 | 645 | 1.642 | 1.648 | 0.006 |
| 4 | 788 | 1.649 | 1.659 | 0.010 |
| 5 | 959 | 1.651 | 1.656 | 0.005 |
| 5 | 991 | 1.637 | 1.645 | 0.008 |
| 5 | 1000 | 1.640 | 1.648 | 0.008 |
| 5 | 1011 | 1.651 | 1.658 | 0.007 |
| 5 | 1087 | 1.651 | 1.660 | 0.009 |
| 5 | 1097 | 1.631 | 1.640 | 0.009 |
| 10 | 180 | 1.620 | 1.635 | 0.015 |
| 10 | 236 | 1.640 | 1.648 | 0.008 |
| 10 | 246 | 1.645 | 1.654 | 0.009 |
| 12 | 190 | 1.640 | 1.650 | 0.010 |
| 12 | 266 | 1.649 | 1.659 | 0.010 |
| 12 | 308 | 1.640 | 1.648 | 0.008 |
| 15 | 848 | 1.644 | 1.651 | 0.007 |
| 15 | 878 | 1.646 | 1.657 | 0.011 |
| 15 | 880 | 1.657 | 1.659 | 0.012 |
| 15 | 942 | 1.662 | 1.672 | 0.010 |
| 15 | 947 | 1.644 | 1.651 | 0.007 |
| 15 | 962 | 1.648 | 1.657 | 0.009 |
| 30 | 1141 | 1.630 | 1.653 | 0.023 |
| 30 | 1242 | 1.642 | 1.679 | 0.037 |
| 30 | 1417 | 1.655 | 1.675 | 0.020 |
| 32 | 1126 | 1.664 | 1.680 | 0.016 |
| 32 | 1165 | 1.648 | 1.663 | 0.015 |
| 32 | 1300 | 1.651 | 1.674 | 0.023 |
| 35 | 376 | 1.645 | 1.658 | 0.013 |
| 35 | 405 | 1.636 | 1.655 | 0.019 |
| 35 | 425 | 1.633 | 1.653 | 0.020 |
| 35 | 492 | 1.638 | 1.664 | 0.026 |
| 35 | 501 | 1.648 | 1.664 | 0.016 |
| 35 | 521 | 1.642 | 1.658 | 0.016 |
| 50 | 300 | 1.638 | 1.673 | 0.035 |
| 50 | 756 | 1.648 | 1.682 | 0.034 |
| 50 | 1100 | 1.642 | 1.688 | 0.046 |
| 52 | 451 | 1.665 | 1.699 | 0.034 |
| 52 | 587 | 1.645 | 1.687 | 0.042 |
| 52 | 956 | 1.647 | 1.690 | 0.043 |
| 55 | 198 | 1.641 | 1.664 | 0.023 |
| 55 | 220 | 1.623 | 1.656 | 0.033 |
| 55 | 665 | 1.626 | 1.660 | 0.034 |
| 55 | 818 | 1.649 | 1.683 | 0.034 |
| 55 | 1057 | 1.640 | 1.667 | 0.027 |
| 55 | 1137 | 1.648 | 1.678 | 0.030 |
| 100 | 448 | 1.645 | 1.699 | 0.054 |
| 100 | 938 | 1.655 | 1.710 | 0.055 |
| 100 | 1051 | 1.642 | 1.696 | 0.054 |
| 102 | 921 | 1.647 | 1.715 | 0.068 |
| 102 | 1113 | 1.667 | 1.712 | 0.045 |
| 102 | 1234 | 1.648 | 1.701 | 0.053 |
| 105 | 194 | 1.661 | 1.702 | 0.041 |
| 105 | 367 | 1.647 | 1.683 | 0.036 |
| 105 | 440 | 1.647 | 1.681 | 0.034 |
| 105 | 477 | 1.647 | 1.683 | 0.036 |
| 105 | 556 | 1.658 | 1.698 | 0.040 |
| 105 | 1213 | 1.634 | 1.674 | 0.040 |
| Max | | 1.667 | 1.715 | 0.068 |
| Average | | 1.644 | 1.666 | 0.022 |
| Min | | 1.620 | 1.615 | -0.018 |
| Std Dev | | 0.010 | 0.022 | 0.018 |

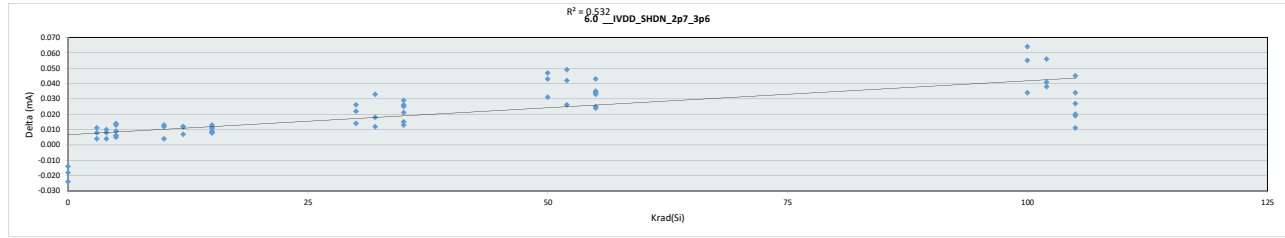


| 7.5 _ISHUT_VDDQ0_1p5_2p375 | | | | | | | | | | | | | | |
|----------------------------|--------|-------------|------|-----------|-----------|-------|-------|---------|-------|-------|--|--|--|--|
| Test Site | Tester | Test Number | Unit | Max Limit | Min Limit | LL | Min | Average | Max | UL | | | | |
| 7.5 | | | mA | 3 | 3 | 1.615 | 1.624 | 1.635 | 1.635 | 3.000 | | | | |
| 7.5 | | | mA | 3 | 3 | 1.638 | 1.645 | 1.659 | 1.660 | 3.000 | | | | |
| 7.5 | | | mA | 3 | 3 | 1.647 | 1.651 | 1.669 | 1.664 | 3.000 | | | | |
| 7.5 | | | mA | 3 | 3 | 1.640 | 1.651 | 1.660 | 1.654 | 3.000 | | | | |
| 7.5 | | | mA | 3 | 3 | 1.635 | 1.646 | 1.652 | 1.659 | 3.000 | | | | |
| 7.5 | | | mA | 3 | 3 | 1.648 | 1.652 | 1.660 | 1.667 | 3.000 | | | | |
| 7.5 | | | mA | 3 | 3 | 1.651 | 1.660 | 1.669 | 1.672 | 3.000 | | | | |
| 7.5 | | | mA | 3 | 3 | 1.653 | 1.669 | 1.679 | 1.680 | 3.000 | | | | |
| 7.5 | | | mA | 3 | 3 | 1.663 | 1.672 | 1.680 | 1.664 | 3.000 | | | | |
| 7.5 | | | mA | 3 | 3 | 1.653 | 1.659 | 1.681 | 1.688 | 3.000 | | | | |
| 7.5 | | | mA | 3 | 3 | 1.673 | 1.692 | 1.699 | 1.710 | 3.000 | | | | |
| 7.5 | | | mA | 3 | 3 | 1.687 | 1.668 | 1.683 | 1.715 | 3.000 | | | | |
| 7.5 | | | mA | 3 | 3 | 1.656 | 1.702 | 1.709 | 1.702 | 3.000 | | | | |
| 7.5 | | | mA | 3 | 3 | 1.696 | 1.715 | 1.715 | 1.702 | 3.000 | | | | |
| 7.5 | | | mA | 3 | 3 | 1.701 | 1.709 | 1.715 | 1.702 | 3.000 | | | | |
| 7.5 | | | mA | 3 | 3 | 1.674 | 1.687 | 1.702 | 1.687 | 3.000 | | | | |

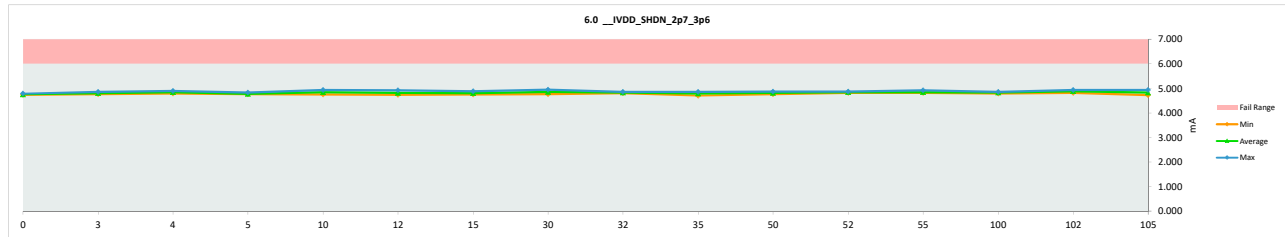


HDR TID Report
TPS7H3302-SP QML CALSS P

| 6.0_IVDD_SHDN_2p7_3p6 | | | | |
|-----------------------|----------|-------------|-------|-----------|
| Test Site | Tester | Test Number | Unit | Min Limit |
| | | | mA | 6 |
| | | | mA | 6 |
| | | | | |
| Krad(Si) | Serial # | PRE | POST | Delta |
| 0 | 775 | 4.801 | 4.787 | -0.014 |
| 0 | 1088 | 4.765 | 4.747 | -0.018 |
| 0 | 1106 | 4.766 | 4.742 | -0.024 |
| 3 | 817 | 4.798 | 4.809 | 0.011 |
| 3 | 825 | 4.763 | 4.771 | 0.008 |
| 3 | 833 | 4.850 | 4.854 | 0.004 |
| 4 | 547 | 4.783 | 4.791 | 0.008 |
| 4 | 645 | 4.894 | 4.898 | 0.004 |
| 4 | 788 | 4.843 | 4.853 | 0.010 |
| 5 | 959 | 4.781 | 4.790 | 0.009 |
| 5 | 991 | 4.760 | 4.766 | 0.006 |
| 5 | 1000 | 4.756 | 4.769 | 0.013 |
| 5 | 1011 | 4.823 | 4.829 | 0.006 |
| 5 | 1087 | 4.759 | 4.764 | 0.005 |
| 5 | 1097 | 4.765 | 4.779 | 0.014 |
| 10 | 180 | 4.747 | 4.759 | 0.012 |
| 10 | 236 | 4.920 | 4.933 | 0.013 |
| 10 | 246 | 4.823 | 4.827 | 0.004 |
| 12 | 190 | 4.908 | 4.920 | 0.012 |
| 12 | 266 | 4.796 | 4.803 | 0.007 |
| 12 | 308 | 4.730 | 4.742 | 0.012 |
| 15 | 848 | 4.811 | 4.822 | 0.011 |
| 15 | 878 | 4.806 | 4.815 | 0.009 |
| 15 | 880 | 4.788 | 4.796 | 0.008 |
| 15 | 942 | 4.878 | 4.889 | 0.011 |
| 15 | 947 | 4.748 | 4.756 | 0.008 |
| 15 | 962 | 4.765 | 4.778 | 0.013 |
| 30 | 1141 | 4.750 | 4.772 | 0.022 |
| 30 | 1242 | 4.922 | 4.948 | 0.026 |
| 30 | 1417 | 4.820 | 4.834 | 0.014 |
| 32 | 1126 | 4.789 | 4.807 | 0.018 |
| 32 | 1165 | 4.810 | 4.822 | 0.012 |
| 32 | 1300 | 4.828 | 4.861 | 0.033 |
| 35 | 376 | 4.843 | 4.858 | 0.015 |
| 35 | 405 | 4.682 | 4.708 | 0.026 |
| 35 | 425 | 4.676 | 4.705 | 0.029 |
| 35 | 492 | 4.810 | 4.835 | 0.025 |
| 35 | 501 | 4.801 | 4.814 | 0.013 |
| 35 | 521 | 4.816 | 4.837 | 0.021 |
| 50 | 300 | 4.789 | 4.820 | 0.031 |
| 50 | 756 | 4.832 | 4.875 | 0.043 |
| 50 | 1100 | 4.717 | 4.764 | 0.047 |
| 52 | 451 | 4.826 | 4.852 | 0.026 |
| 52 | 587 | 4.833 | 4.875 | 0.042 |
| 52 | 956 | 4.763 | 4.812 | 0.049 |
| 55 | 198 | 4.819 | 4.844 | 0.025 |
| 55 | 220 | 4.803 | 4.838 | 0.035 |
| 55 | 665 | 4.882 | 4.925 | 0.043 |
| 55 | 818 | 4.789 | 4.823 | 0.034 |
| 55 | 1057 | 4.812 | 4.836 | 0.024 |
| 55 | 1137 | 4.782 | 4.815 | 0.033 |
| 100 | 448 | 4.728 | 4.792 | 0.064 |
| 100 | 938 | 4.799 | 4.854 | 0.055 |
| 100 | 1051 | 4.805 | 4.839 | 0.034 |
| 102 | 921 | 4.839 | 4.895 | 0.056 |
| 102 | 1113 | 4.901 | 4.942 | 0.041 |
| 102 | 1234 | 4.779 | 4.817 | 0.038 |
| 105 | 194 | 4.886 | 4.931 | 0.045 |
| 105 | 367 | 4.864 | 4.884 | 0.020 |
| 105 | 440 | 4.786 | 4.820 | 0.034 |
| 105 | 477 | 4.796 | 4.807 | 0.011 |
| 105 | 556 | 4.783 | 4.802 | 0.019 |
| 105 | 1213 | 4.705 | 4.732 | 0.027 |
| | Max | 4.922 | 4.948 | 0.064 |
| | Average | 4.801 | 4.822 | 0.021 |
| | Min | 4.676 | 4.705 | -0.024 |
| | Std Dev | 0.053 | 0.056 | 0.017 |

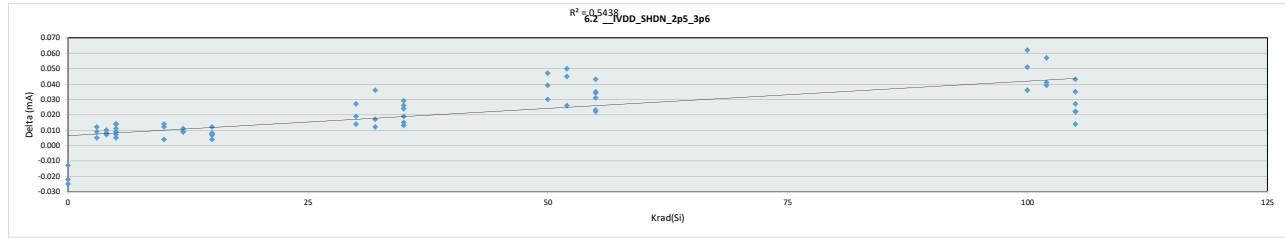


| 6.0_IVDD_SHDN_2p7_3p6 | | | | | | | | | | | | | | | | |
|-----------------------|--------|-------------|-----------|-----------|-------|-------|-------|-------|-------|-------|-------|-------|-------|-------|-------|-------|
| Test Site | Tester | Test Number | Max Limit | Min Limit | | | | | | | | | | | | |
| | | 6 | mA | mA | | | | | | | | | | | | |
| Krad(Si) | 0 | 3 | 4 | 5 | 10 | 12 | 15 | 30 | 32 | 35 | 50 | 52 | 55 | 100 | 102 | 105 |
| LL | | | | | | | | | | | | | | | | |
| Min | 4.742 | 4.771 | 4.791 | 4.764 | 4.759 | 4.742 | 4.756 | 4.772 | 4.807 | 4.705 | 4.764 | 4.812 | 4.815 | 4.792 | 4.817 | 4.732 |
| Average | 4.759 | 4.811 | 4.847 | 4.783 | 4.840 | 4.822 | 4.809 | 4.851 | 4.830 | 4.793 | 4.820 | 4.846 | 4.847 | 4.828 | 4.885 | 4.829 |
| Max | 4.787 | 4.854 | 4.898 | 4.829 | 4.933 | 4.920 | 4.889 | 4.948 | 4.861 | 4.858 | 4.875 | 4.875 | 4.925 | 4.854 | 4.942 | 4.931 |
| UL | 6.000 | 6.000 | 6.000 | 6.000 | 6.000 | 6.000 | 6.000 | 6.000 | 6.000 | 6.000 | 6.000 | 6.000 | 6.000 | 6.000 | 6.000 | 6.000 |

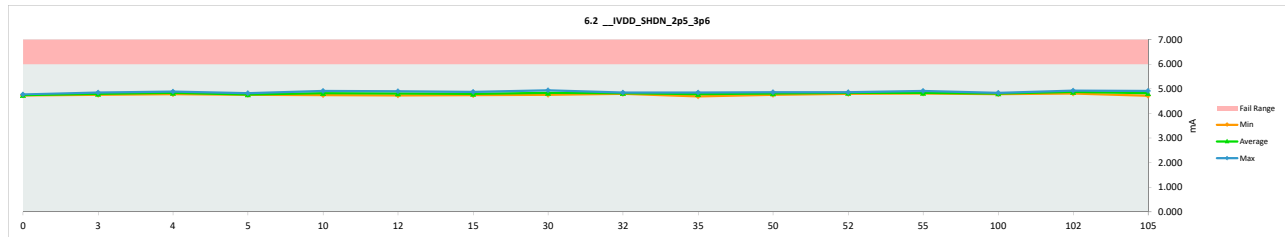


HDR TID Report
TPS7H3302-SP QML CALSS P

| 6.2_IVDD_SHDN_2p5_3p6 | | | | |
|-----------------------|--------|-------------|-------|-----------|
| Test Site | Tester | Test Number | Unit | Max Limit |
| 0 | 775 | 4.789 | PRE | POST |
| 0 | 1088 | 4.756 | 4.734 | Delta |
| 0 | 1106 | 4.756 | 4.731 | -0.025 |
| 3 | 817 | 4.786 | 4.798 | 0.012 |
| 3 | 825 | 4.752 | 4.761 | 0.009 |
| 3 | 833 | 4.838 | 4.843 | 0.005 |
| 4 | 547 | 4.772 | 4.780 | 0.008 |
| 4 | 645 | 4.882 | 4.889 | 0.007 |
| 4 | 788 | 4.831 | 4.841 | 0.010 |
| 5 | 959 | 4.769 | 4.780 | 0.011 |
| 5 | 991 | 4.748 | 4.753 | 0.005 |
| 5 | 1000 | 4.743 | 4.757 | 0.014 |
| 5 | 1011 | 4.809 | 4.818 | 0.009 |
| 5 | 1087 | 4.745 | 4.752 | 0.007 |
| 5 | 1097 | 4.754 | 4.768 | 0.014 |
| 10 | 180 | 4.734 | 4.748 | 0.014 |
| 10 | 236 | 4.907 | 4.919 | 0.012 |
| 10 | 246 | 4.811 | 4.815 | 0.004 |
| 12 | 190 | 4.895 | 4.906 | 0.011 |
| 12 | 266 | 4.781 | 4.790 | 0.009 |
| 12 | 308 | 4.719 | 4.728 | 0.009 |
| 15 | 848 | 4.802 | 4.809 | 0.007 |
| 15 | 878 | 4.794 | 4.802 | 0.008 |
| 15 | 880 | 4.778 | 4.785 | 0.007 |
| 15 | 942 | 4.869 | 4.876 | 0.007 |
| 15 | 947 | 4.739 | 4.743 | 0.004 |
| 15 | 962 | 4.753 | 4.765 | 0.012 |
| 30 | 1141 | 4.740 | 4.759 | 0.019 |
| 30 | 1242 | 4.908 | 4.935 | 0.027 |
| 30 | 1417 | 4.808 | 4.822 | 0.014 |
| 32 | 1126 | 4.777 | 4.794 | 0.017 |
| 32 | 1165 | 4.798 | 4.810 | 0.012 |
| 32 | 1300 | 4.815 | 4.851 | 0.036 |
| 35 | 376 | 4.831 | 4.844 | 0.013 |
| 35 | 405 | 4.669 | 4.695 | 0.026 |
| 35 | 425 | 4.664 | 4.693 | 0.029 |
| 35 | 492 | 4.798 | 4.822 | 0.024 |
| 35 | 501 | 4.790 | 4.805 | 0.015 |
| 35 | 521 | 4.806 | 4.825 | 0.019 |
| 50 | 300 | 4.778 | 4.808 | 0.030 |
| 50 | 756 | 4.824 | 4.863 | 0.039 |
| 50 | 1100 | 4.705 | 4.752 | 0.047 |
| 52 | 451 | 4.814 | 4.840 | 0.026 |
| 52 | 587 | 4.820 | 4.865 | 0.045 |
| 52 | 956 | 4.750 | 4.800 | 0.050 |
| 55 | 198 | 4.809 | 4.832 | 0.023 |
| 55 | 220 | 4.792 | 4.826 | 0.034 |
| 55 | 665 | 4.869 | 4.912 | 0.043 |
| 55 | 818 | 4.780 | 4.811 | 0.031 |
| 55 | 1057 | 4.800 | 4.822 | 0.022 |
| 55 | 1137 | 4.769 | 4.804 | 0.035 |
| 100 | 448 | 4.715 | 4.777 | 0.062 |
| 100 | 938 | 4.788 | 4.839 | 0.051 |
| 100 | 1051 | 4.790 | 4.826 | 0.036 |
| 102 | 921 | 4.825 | 4.882 | 0.057 |
| 102 | 1113 | 4.889 | 4.930 | 0.041 |
| 102 | 1234 | 4.767 | 4.806 | 0.039 |
| 105 | 194 | 4.875 | 4.919 | 0.043 |
| 105 | 367 | 4.850 | 4.872 | 0.022 |
| 105 | 440 | 4.773 | 4.808 | 0.035 |
| 105 | 477 | 4.782 | 4.796 | 0.014 |
| 105 | 556 | 4.769 | 4.791 | 0.022 |
| 105 | 1213 | 4.694 | 4.721 | 0.027 |
| Max | | 4.908 | 4.935 | 0.062 |
| Average | | 4.790 | 4.810 | 0.020 |
| Min | | 4.664 | 4.693 | -0.025 |
| Std Dev | | 0.053 | 0.056 | 0.017 |

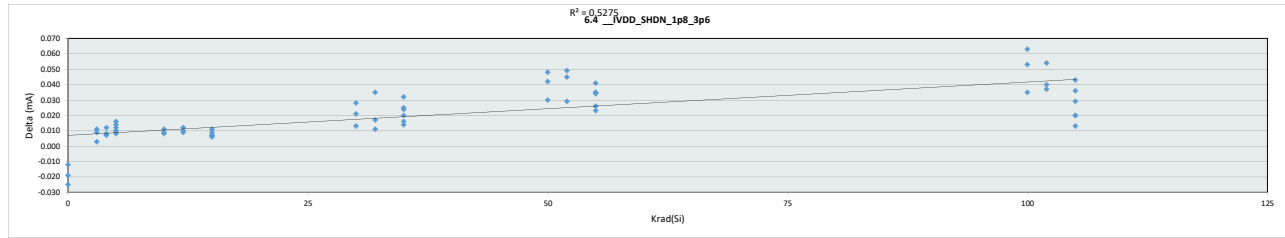


| 6.2_IVDD_SHDN_2p5_3p6 | | | | | | | | | | | | | | | | | |
|-----------------------|--------|-------------|-----------|-----------|-------|-------|-------|-------|-------|-------|-------|-------|-------|-------|-------|-------|--|
| Test Site | Tester | Test Number | Max Limit | Min Limit | | | | | | | | | | | | | |
| 6 | | | mA | mA | | | | | | | | | | | | | |
| Krad(Si) | 0 | 3 | 4 | 5 | 10 | 12 | 15 | 30 | 32 | 35 | 50 | 52 | 55 | 100 | 102 | 105 | |
| LL | | | | | | | | | | | | | | | | | |
| Min | 4.731 | 4.761 | 4.780 | 4.752 | 4.748 | 4.728 | 4.743 | 4.759 | 4.794 | 4.693 | 4.752 | 4.800 | 4.804 | 4.777 | 4.806 | 4.721 | |
| Average | 4.747 | 4.801 | 4.837 | 4.771 | 4.827 | 4.808 | 4.797 | 4.839 | 4.818 | 4.781 | 4.808 | 4.835 | 4.835 | 4.814 | 4.873 | 4.818 | |
| Max | 4.776 | 4.843 | 4.889 | 4.818 | 4.919 | 4.906 | 4.876 | 4.935 | 4.851 | 4.844 | 4.863 | 4.865 | 4.912 | 4.839 | 4.930 | 4.918 | |
| UL | 6.000 | 6.000 | 6.000 | 6.000 | 6.000 | 6.000 | 6.000 | 6.000 | 6.000 | 6.000 | 6.000 | 6.000 | 6.000 | 6.000 | 6.000 | 6.000 | |

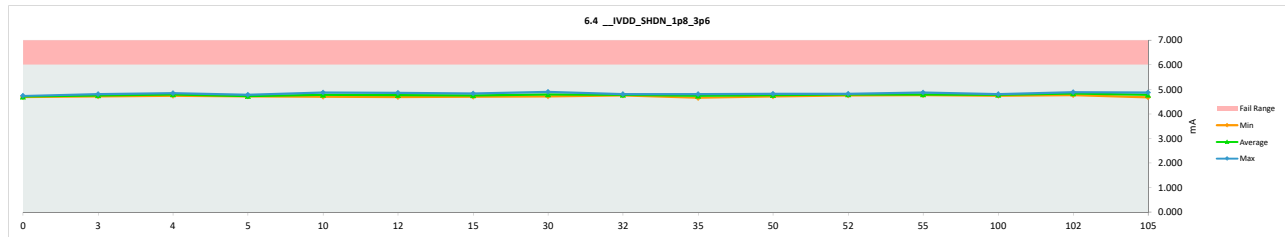


HDR TID Report
TPS7H3302-SP QML CALSS P

| 6.4_IVDD_SHDN_1p8_3p6 | | | | |
|-----------------------|--------|-------------|-------|-----------|
| Test Site | Tester | Test Number | Unit | Max Limit |
| 0 | 775 | 4.746 | 4.734 | -0.012 |
| 0 | 1088 | 4.712 | 4.693 | -0.019 |
| 0 | 1106 | 4.713 | 4.688 | -0.025 |
| 3 | 817 | 4.746 | 4.757 | 0.011 |
| 3 | 825 | 4.711 | 4.720 | 0.009 |
| 3 | 833 | 4.796 | 4.799 | 0.003 |
| 4 | 547 | 4.731 | 4.739 | 0.008 |
| 4 | 645 | 4.838 | 4.845 | 0.007 |
| 4 | 788 | 4.785 | 4.797 | 0.012 |
| 5 | 959 | 4.727 | 4.737 | 0.010 |
| 5 | 991 | 4.705 | 4.713 | 0.008 |
| 5 | 1000 | 4.700 | 4.714 | 0.014 |
| 5 | 1011 | 4.766 | 4.778 | 0.012 |
| 5 | 1087 | 4.702 | 4.712 | 0.010 |
| 5 | 1097 | 4.709 | 4.725 | 0.016 |
| 10 | 180 | 4.695 | 4.706 | 0.011 |
| 10 | 236 | 4.864 | 4.873 | 0.009 |
| 10 | 246 | 4.765 | 4.773 | 0.008 |
| 12 | 190 | 4.852 | 4.862 | 0.010 |
| 12 | 266 | 4.738 | 4.747 | 0.009 |
| 12 | 308 | 4.675 | 4.687 | 0.012 |
| 15 | 848 | 4.762 | 4.769 | 0.007 |
| 15 | 878 | 4.755 | 4.761 | 0.006 |
| 15 | 880 | 4.737 | 4.744 | 0.007 |
| 15 | 942 | 4.825 | 4.834 | 0.009 |
| 15 | 947 | 4.697 | 4.704 | 0.007 |
| 15 | 962 | 4.711 | 4.722 | 0.011 |
| 30 | 1141 | 4.699 | 4.720 | 0.021 |
| 30 | 1242 | 4.864 | 4.892 | 0.028 |
| 30 | 1417 | 4.768 | 4.781 | 0.013 |
| 32 | 1126 | 4.735 | 4.752 | 0.017 |
| 32 | 1165 | 4.756 | 4.767 | 0.011 |
| 32 | 1300 | 4.723 | 4.808 | 0.035 |
| 35 | 376 | 4.787 | 4.803 | 0.016 |
| 35 | 405 | 4.630 | 4.654 | 0.024 |
| 35 | 425 | 4.622 | 4.654 | 0.032 |
| 35 | 492 | 4.756 | 4.781 | 0.025 |
| 35 | 501 | 4.748 | 4.762 | 0.014 |
| 35 | 521 | 4.761 | 4.781 | 0.020 |
| 50 | 300 | 4.736 | 4.766 | 0.030 |
| 50 | 756 | 4.779 | 4.821 | 0.042 |
| 50 | 1100 | 4.663 | 4.711 | 0.048 |
| 52 | 451 | 4.769 | 4.798 | 0.029 |
| 52 | 587 | 4.777 | 4.822 | 0.045 |
| 52 | 956 | 4.710 | 4.759 | 0.049 |
| 55 | 198 | 4.765 | 4.791 | 0.026 |
| 55 | 220 | 4.749 | 4.783 | 0.034 |
| 55 | 665 | 4.829 | 4.870 | 0.041 |
| 55 | 818 | 4.740 | 4.775 | 0.035 |
| 55 | 1057 | 4.758 | 4.781 | 0.023 |
| 55 | 1137 | 4.728 | 4.763 | 0.035 |
| 100 | 448 | 4.674 | 4.737 | 0.063 |
| 100 | 938 | 4.746 | 4.799 | 0.053 |
| 100 | 1051 | 4.748 | 4.783 | 0.035 |
| 102 | 921 | 4.786 | 4.840 | 0.054 |
| 102 | 1113 | 4.847 | 4.887 | 0.040 |
| 102 | 1234 | 4.726 | 4.763 | 0.037 |
| 105 | 194 | 4.832 | 4.875 | 0.043 |
| 105 | 367 | 4.809 | 4.829 | 0.020 |
| 105 | 440 | 4.730 | 4.766 | 0.036 |
| 105 | 477 | 4.742 | 4.755 | 0.013 |
| 105 | 556 | 4.730 | 4.750 | 0.020 |
| 105 | 1213 | 4.651 | 4.680 | 0.029 |
| Max | | 4.864 | 4.892 | 0.063 |
| Average | | 4.747 | 4.768 | 0.021 |
| Min | | 4.622 | 4.654 | -0.025 |
| Std Dev | | 0.053 | 0.056 | 0.017 |

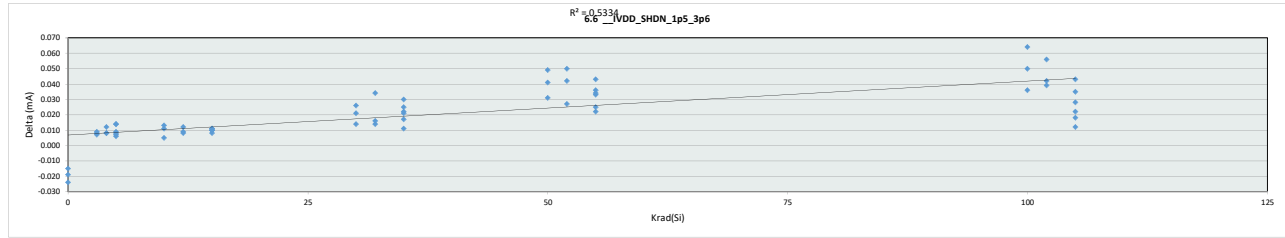


| 6.4_IVDD_SHDN_1p8_3p6 | | | | | | | | | | | | | | | | | | | | | |
|-----------------------|--------|-------------|------|-----------|-----------|-------|-------|-------|-------|-------|-------|-------|-------|-------|-------|-------|-------|-------|-------|-------|-------|
| Test Site | Tester | Test Number | Unit | Max Limit | Min Limit | | | | | | | | | | | | | | | | |
| 6 | | | mA | | | 0 | 3 | 4 | 5 | 10 | 12 | 15 | 30 | 32 | 35 | 50 | 52 | 55 | 100 | 102 | 105 |
| LL | | | | | | 4.688 | 4.720 | 4.739 | 4.712 | 4.706 | 4.687 | 4.704 | 4.720 | 4.752 | 4.654 | 4.711 | 4.759 | 4.763 | 4.737 | 4.763 | 4.680 |
| Min | | | | | | 4.705 | 4.759 | 4.794 | 4.730 | 4.784 | 4.765 | 4.756 | 4.798 | 4.776 | 4.739 | 4.766 | 4.793 | 4.794 | 4.773 | 4.830 | 4.776 |
| Average | | | | | | 4.734 | 4.799 | 4.845 | 4.778 | 4.873 | 4.862 | 4.834 | 4.892 | 4.808 | 4.803 | 4.821 | 4.822 | 4.870 | 4.799 | 4.887 | 4.875 |
| Max | | | | | | 6.000 | 6.000 | 6.000 | 6.000 | 6.000 | 6.000 | 6.000 | 6.000 | 6.000 | 6.000 | 6.000 | 6.000 | 6.000 | 6.000 | 6.000 | 6.000 |
| UL | | | | | | | | | | | | | | | | | | | | | |

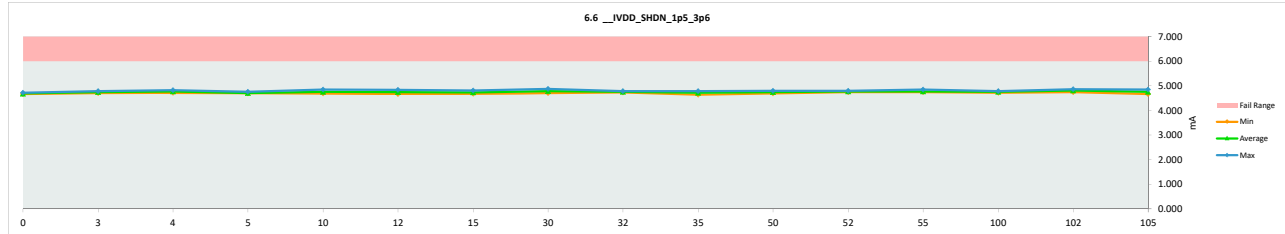


HDR TID Report
TPS7H3302-SP QML CALSS P

| 6.6_IVDD_SHDN_1p5_3p6 | | | | |
|-----------------------|--------|-------------|-------|-----------|
| Test Site | Tester | Test Number | Unit | Max Limit |
| 0 | 775 | 4.729 | 4.714 | -0.015 |
| 0 | 1088 | 4.691 | 4.672 | -0.019 |
| 0 | 1106 | 4.692 | 4.668 | -0.024 |
| 3 | 817 | 4.728 | 4.736 | 0.008 |
| 3 | 825 | 4.692 | 4.701 | 0.009 |
| 3 | 833 | 4.773 | 4.780 | 0.007 |
| 4 | 547 | 4.709 | 4.717 | 0.008 |
| 4 | 645 | 4.818 | 4.826 | 0.008 |
| 4 | 788 | 4.768 | 4.780 | 0.012 |
| 5 | 959 | 4.709 | 4.717 | 0.008 |
| 5 | 991 | 4.685 | 4.692 | 0.007 |
| 5 | 1000 | 4.680 | 4.694 | 0.014 |
| 5 | 1011 | 4.745 | 4.754 | 0.009 |
| 5 | 1087 | 4.683 | 4.689 | 0.006 |
| 5 | 1097 | 4.690 | 4.704 | 0.014 |
| 10 | 180 | 4.673 | 4.686 | 0.013 |
| 10 | 236 | 4.842 | 4.853 | 0.011 |
| 10 | 246 | 4.746 | 4.751 | 0.005 |
| 12 | 190 | 4.829 | 4.841 | 0.012 |
| 12 | 266 | 4.718 | 4.727 | 0.009 |
| 12 | 308 | 4.656 | 4.664 | 0.008 |
| 15 | 848 | 4.741 | 4.751 | 0.010 |
| 15 | 878 | 4.732 | 4.742 | 0.010 |
| 15 | 880 | 4.714 | 4.725 | 0.011 |
| 15 | 942 | 4.803 | 4.814 | 0.011 |
| 15 | 947 | 4.676 | 4.684 | 0.008 |
| 15 | 962 | 4.692 | 4.702 | 0.010 |
| 30 | 1141 | 4.678 | 4.699 | 0.021 |
| 30 | 1242 | 4.845 | 4.871 | 0.026 |
| 30 | 1417 | 4.750 | 4.764 | 0.014 |
| 32 | 1126 | 4.715 | 4.731 | 0.016 |
| 32 | 1165 | 4.734 | 4.748 | 0.014 |
| 32 | 1300 | 4.755 | 4.789 | 0.034 |
| 35 | 376 | 4.766 | 4.783 | 0.017 |
| 35 | 405 | 4.611 | 4.636 | 0.025 |
| 35 | 425 | 4.604 | 4.634 | 0.030 |
| 35 | 492 | 4.737 | 4.759 | 0.022 |
| 35 | 501 | 4.728 | 4.739 | 0.011 |
| 35 | 521 | 4.742 | 4.763 | 0.021 |
| 50 | 300 | 4.715 | 4.746 | 0.031 |
| 50 | 756 | 4.760 | 4.801 | 0.041 |
| 50 | 1100 | 4.643 | 4.692 | 0.049 |
| 52 | 451 | 4.751 | 4.778 | 0.027 |
| 52 | 587 | 4.759 | 4.801 | 0.042 |
| 52 | 956 | 4.691 | 4.741 | 0.050 |
| 55 | 198 | 4.743 | 4.768 | 0.025 |
| 55 | 220 | 4.728 | 4.764 | 0.036 |
| 55 | 665 | 4.805 | 4.848 | 0.043 |
| 55 | 818 | 4.720 | 4.753 | 0.033 |
| 55 | 1057 | 4.736 | 4.758 | 0.022 |
| 55 | 1137 | 4.707 | 4.741 | 0.034 |
| 100 | 448 | 4.654 | 4.718 | 0.064 |
| 100 | 938 | 4.728 | 4.778 | 0.050 |
| 100 | 1051 | 4.728 | 4.764 | 0.036 |
| 102 | 921 | 4.767 | 4.823 | 0.056 |
| 102 | 1113 | 4.824 | 4.866 | 0.042 |
| 102 | 1234 | 4.706 | 4.745 | 0.039 |
| 105 | 194 | 4.810 | 4.853 | 0.043 |
| 105 | 367 | 4.790 | 4.808 | 0.018 |
| 105 | 440 | 4.710 | 4.745 | 0.035 |
| 105 | 477 | 4.722 | 4.734 | 0.012 |
| 105 | 556 | 4.706 | 4.728 | 0.022 |
| 105 | 1213 | 4.632 | 4.660 | 0.028 |
| Max | | 4.845 | 4.871 | 0.064 |
| Average | | 4.727 | 4.748 | 0.021 |
| Min | | 4.604 | 4.634 | -0.024 |
| Std Dev | | 0.052 | 0.056 | 0.017 |

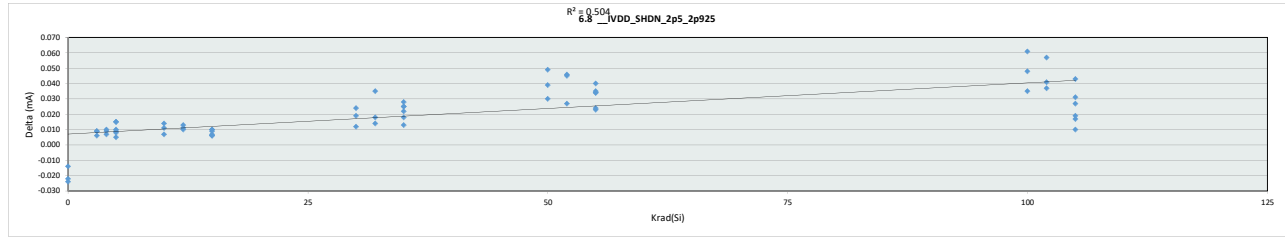


| 6.6_IVDD_SHDN_1p5_3p6 | | | | | | | | | | | | | | | | |
|-----------------------|--------|-------------|-------|-----------|-------|-------|-------|-------|-------|-------|-------|-------|-------|-------|-------|-------|
| Test Site | Tester | Test Number | Unit | Max Limit | | | | | | | | | | | | |
| 0 | 3 | 4 | 5 | 10 | 12 | 15 | 30 | 32 | 35 | 50 | 52 | 55 | 100 | 102 | 105 | |
| LL | 4.668 | 4.701 | 4.717 | 4.689 | 4.686 | 4.664 | 4.684 | 4.699 | 4.731 | 4.634 | 4.692 | 4.741 | 4.741 | 4.718 | 4.745 | 4.660 |
| Min | 4.685 | 4.739 | 4.774 | 4.708 | 4.763 | 4.744 | 4.736 | 4.778 | 4.756 | 4.719 | 4.746 | 4.773 | 4.772 | 4.753 | 4.811 | 4.755 |
| Average | 4.714 | 4.780 | 4.826 | 4.754 | 4.853 | 4.841 | 4.814 | 4.871 | 4.789 | 4.783 | 4.801 | 4.801 | 4.848 | 4.778 | 4.866 | 4.853 |
| Max | 6.000 | 6.000 | 6.000 | 6.000 | 6.000 | 6.000 | 6.000 | 6.000 | 6.000 | 6.000 | 6.000 | 6.000 | 6.000 | 6.000 | 6.000 | 6.000 |
| UL | 6.000 | 6.000 | 6.000 | 6.000 | 6.000 | 6.000 | 6.000 | 6.000 | 6.000 | 6.000 | 6.000 | 6.000 | 6.000 | 6.000 | 6.000 | 6.000 |

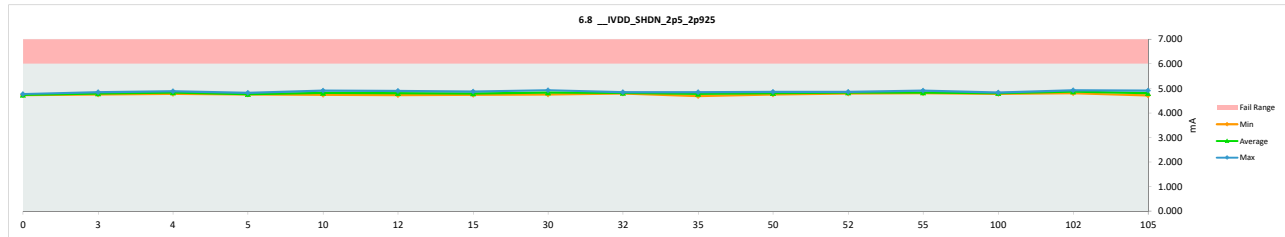


HDR TID Report
TPS7H3302-SP QML CALSS P

| 6.8_IVDD_SHDN_2p5_2p925 | | | | |
|-------------------------|----------|-------------|-------|-----------|
| Test Site | Tester | Test Number | Unit | Min Limit |
| | | | mA | 6 |
| | | | mA | 6 |
| | | | | |
| Krad(Si) | Serial # | PRE | POST | Delta |
| 0 | 775 | 4.785 | 4.771 | -0.014 |
| 0 | 1088 | 4.749 | 4.727 | -0.022 |
| 0 | 1106 | 4.750 | 4.726 | -0.024 |
| 3 | 817 | 4.782 | 4.791 | 0.009 |
| 3 | 825 | 4.747 | 4.756 | 0.009 |
| 3 | 833 | 4.832 | 4.838 | 0.006 |
| 4 | 547 | 4.766 | 4.775 | 0.009 |
| 4 | 645 | 4.876 | 4.883 | 0.007 |
| 4 | 788 | 4.825 | 4.835 | 0.010 |
| 5 | 959 | 4.764 | 4.774 | 0.010 |
| 5 | 991 | 4.743 | 4.748 | 0.005 |
| 5 | 1000 | 4.739 | 4.754 | 0.015 |
| 5 | 1011 | 4.803 | 4.812 | 0.009 |
| 5 | 1087 | 4.740 | 4.748 | 0.008 |
| 5 | 1097 | 4.746 | 4.761 | 0.015 |
| 10 | 180 | 4.730 | 4.744 | 0.014 |
| 10 | 236 | 4.904 | 4.915 | 0.011 |
| 10 | 246 | 4.805 | 4.812 | 0.007 |
| 12 | 190 | 4.892 | 4.903 | 0.011 |
| 12 | 266 | 4.776 | 4.786 | 0.010 |
| 12 | 308 | 4.711 | 4.724 | 0.013 |
| 15 | 848 | 4.796 | 4.806 | 0.010 |
| 15 | 878 | 4.790 | 4.796 | 0.006 |
| 15 | 880 | 4.771 | 4.778 | 0.007 |
| 15 | 942 | 4.862 | 4.871 | 0.009 |
| 15 | 947 | 4.733 | 4.739 | 0.006 |
| 15 | 962 | 4.749 | 4.759 | 0.010 |
| 30 | 1141 | 4.735 | 4.754 | 0.019 |
| 30 | 1242 | 4.905 | 4.929 | 0.024 |
| 30 | 1417 | 4.804 | 4.816 | 0.012 |
| 32 | 1126 | 4.771 | 4.789 | 0.018 |
| 32 | 1165 | 4.792 | 4.806 | 0.014 |
| 32 | 1300 | 4.810 | 4.845 | 0.035 |
| 35 | 376 | 4.823 | 4.841 | 0.018 |
| 35 | 405 | 4.668 | 4.693 | 0.025 |
| 35 | 425 | 4.659 | 4.687 | 0.028 |
| 35 | 492 | 4.792 | 4.817 | 0.025 |
| 35 | 501 | 4.783 | 4.796 | 0.013 |
| 35 | 521 | 4.797 | 4.819 | 0.022 |
| 50 | 300 | 4.773 | 4.803 | 0.030 |
| 50 | 756 | 4.817 | 4.856 | 0.039 |
| 50 | 1100 | 4.700 | 4.749 | 0.049 |
| 52 | 451 | 4.809 | 4.836 | 0.027 |
| 52 | 587 | 4.815 | 4.860 | 0.045 |
| 52 | 956 | 4.748 | 4.794 | 0.046 |
| 55 | 198 | 4.803 | 4.827 | 0.024 |
| 55 | 220 | 4.787 | 4.821 | 0.034 |
| 55 | 665 | 4.866 | 4.906 | 0.040 |
| 55 | 818 | 4.774 | 4.809 | 0.035 |
| 55 | 1057 | 4.794 | 4.817 | 0.023 |
| 55 | 1137 | 4.765 | 4.799 | 0.034 |
| 100 | 448 | 4.713 | 4.774 | 0.061 |
| 100 | 938 | 4.784 | 4.832 | 0.048 |
| 100 | 1051 | 4.787 | 4.822 | 0.035 |
| 102 | 921 | 4.821 | 4.878 | 0.057 |
| 102 | 1113 | 4.883 | 4.924 | 0.041 |
| 102 | 1234 | 4.762 | 4.799 | 0.037 |
| 105 | 194 | 4.870 | 4.913 | 0.043 |
| 105 | 367 | 4.849 | 4.866 | 0.017 |
| 105 | 440 | 4.769 | 4.800 | 0.031 |
| 105 | 477 | 4.779 | 4.789 | 0.010 |
| 105 | 556 | 4.766 | 4.785 | 0.019 |
| 105 | 1213 | 4.689 | 4.716 | 0.027 |
| | Max | 4.905 | 4.929 | 0.061 |
| | Average | 4.785 | 4.805 | 0.020 |
| | Min | 4.659 | 4.687 | -0.024 |
| | Std Dev | 0.053 | 0.056 | 0.017 |

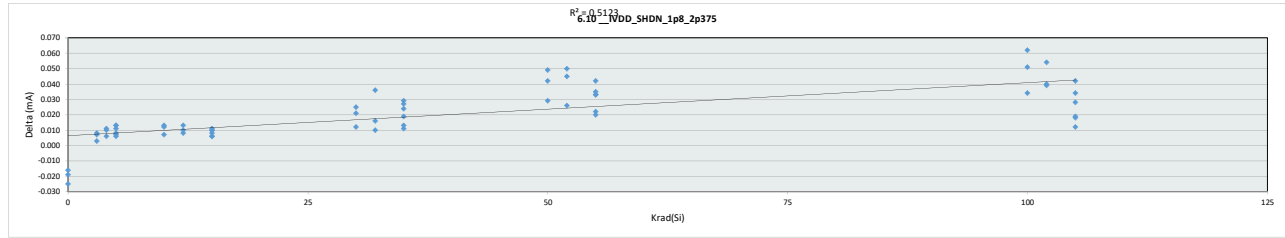


| 6.8_IVDD_SHDN_2p5_2p925 | | | | | | | | | | | | | | | | |
|-------------------------|--------|-------------|-------|-----------|-------|-------|-------|-------|-------|-------|-------|-------|-------|-------|-------|-------|
| Test Site | Tester | Test Number | Unit | Min Limit | | | | | | | | | | | | |
| | | | mA | 6 | | | | | | | | | | | | |
| | | | mA | 6 | | | | | | | | | | | | |
| | | | | | | | | | | | | | | | | |
| Krad(Si) | 0 | 3 | 4 | 5 | 10 | 12 | 15 | 30 | 32 | 35 | 50 | 52 | 55 | 100 | 102 | 105 |
| LL | | | | | | | | | | | | | | | | |
| Min | 4.726 | 4.756 | 4.775 | 4.748 | 4.744 | 4.724 | 4.739 | 4.754 | 4.789 | 4.687 | 4.749 | 4.794 | 4.799 | 4.774 | 4.799 | 4.716 |
| Average | 4.741 | 4.795 | 4.831 | 4.766 | 4.824 | 4.804 | 4.792 | 4.833 | 4.813 | 4.776 | 4.803 | 4.830 | 4.830 | 4.809 | 4.867 | 4.812 |
| Max | 4.771 | 4.838 | 4.883 | 4.812 | 4.915 | 4.903 | 4.871 | 4.929 | 4.845 | 4.841 | 4.856 | 4.860 | 4.906 | 4.832 | 4.924 | 4.913 |
| UL | 6.000 | 6.000 | 6.000 | 6.000 | 6.000 | 6.000 | 6.000 | 6.000 | 6.000 | 6.000 | 6.000 | 6.000 | 6.000 | 6.000 | 6.000 | 6.000 |

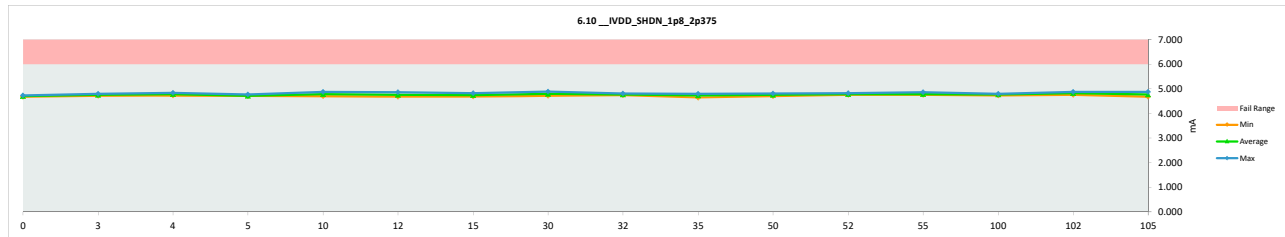


HDR TID Report
TPS7H3302-SP QML CALSS P

| 6.10_IVDD_SHDN_1p8_2p375 | | | | |
|--------------------------|--------|-------------|-------|-----------|
| Test Site | Tester | Test Number | Unit | Max Limit |
| 0 | 775 | 4.743 | 4.727 | -0.016 |
| 0 | 1088 | 4.706 | 4.687 | -0.019 |
| 0 | 1106 | 4.708 | 4.683 | -0.025 |
| 3 | 817 | 4.742 | 4.749 | 0.007 |
| 3 | 825 | 4.705 | 4.713 | 0.008 |
| 3 | 833 | 4.790 | 4.793 | 0.003 |
| 4 | 547 | 4.723 | 4.733 | 0.010 |
| 4 | 645 | 4.833 | 4.839 | 0.006 |
| 4 | 788 | 4.781 | 4.792 | 0.011 |
| 5 | 959 | 4.721 | 4.732 | 0.011 |
| 5 | 991 | 4.699 | 4.706 | 0.007 |
| 5 | 1000 | 4.696 | 4.709 | 0.013 |
| 5 | 1011 | 4.761 | 4.769 | 0.008 |
| 5 | 1087 | 4.698 | 4.704 | 0.006 |
| 5 | 1097 | 4.704 | 4.717 | 0.013 |
| 10 | 180 | 4.688 | 4.701 | 0.013 |
| 10 | 236 | 4.857 | 4.869 | 0.012 |
| 10 | 246 | 4.760 | 4.767 | 0.007 |
| 12 | 190 | 4.846 | 4.856 | 0.010 |
| 12 | 266 | 4.733 | 4.741 | 0.008 |
| 12 | 308 | 4.667 | 4.680 | 0.013 |
| 15 | 848 | 4.754 | 4.764 | 0.010 |
| 15 | 878 | 4.748 | 4.756 | 0.008 |
| 15 | 880 | 4.731 | 4.737 | 0.006 |
| 15 | 942 | 4.818 | 4.828 | 0.010 |
| 15 | 947 | 4.690 | 4.696 | 0.006 |
| 15 | 962 | 4.706 | 4.717 | 0.011 |
| 30 | 1141 | 4.691 | 4.712 | 0.021 |
| 30 | 1242 | 4.861 | 4.886 | 0.025 |
| 30 | 1417 | 4.762 | 4.774 | 0.012 |
| 32 | 1126 | 4.729 | 4.745 | 0.016 |
| 32 | 1165 | 4.751 | 4.761 | 0.010 |
| 32 | 1300 | 4.767 | 4.803 | 0.036 |
| 35 | 376 | 4.783 | 4.794 | 0.011 |
| 35 | 405 | 4.624 | 4.651 | 0.027 |
| 35 | 425 | 4.616 | 4.645 | 0.029 |
| 35 | 492 | 4.751 | 4.775 | 0.024 |
| 35 | 501 | 4.741 | 4.754 | 0.013 |
| 35 | 521 | 4.757 | 4.776 | 0.019 |
| 50 | 300 | 4.729 | 4.758 | 0.029 |
| 50 | 756 | 4.773 | 4.815 | 0.042 |
| 50 | 1100 | 4.656 | 4.705 | 0.049 |
| 52 | 451 | 4.765 | 4.791 | 0.026 |
| 52 | 587 | 4.772 | 4.817 | 0.045 |
| 52 | 956 | 4.704 | 4.754 | 0.050 |
| 55 | 198 | 4.758 | 4.780 | 0.022 |
| 55 | 220 | 4.743 | 4.778 | 0.035 |
| 55 | 665 | 4.819 | 4.861 | 0.042 |
| 55 | 818 | 4.733 | 4.766 | 0.033 |
| 55 | 1057 | 4.751 | 4.771 | 0.020 |
| 55 | 1137 | 4.721 | 4.754 | 0.033 |
| 100 | 448 | 4.668 | 4.730 | 0.062 |
| 100 | 938 | 4.739 | 4.790 | 0.051 |
| 100 | 1051 | 4.742 | 4.776 | 0.034 |
| 102 | 921 | 4.780 | 4.834 | 0.054 |
| 102 | 1113 | 4.839 | 4.879 | 0.040 |
| 102 | 1234 | 4.719 | 4.758 | 0.039 |
| 105 | 194 | 4.826 | 4.868 | 0.042 |
| 105 | 367 | 4.803 | 4.821 | 0.018 |
| 105 | 440 | 4.724 | 4.758 | 0.034 |
| 105 | 477 | 4.736 | 4.748 | 0.012 |
| 105 | 556 | 4.721 | 4.740 | 0.019 |
| 105 | 1213 | 4.645 | 4.673 | 0.028 |
| Max | | 4.861 | 4.886 | 0.062 |
| Average | | 4.741 | 4.761 | 0.020 |
| Min | | 4.616 | 4.645 | -0.025 |
| Std Dev | | 0.053 | 0.056 | 0.017 |

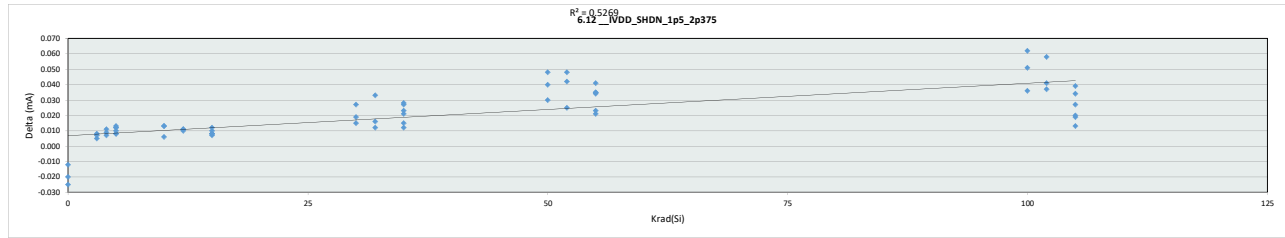


| 6.10_IVDD_SHDN_1p8_2p375 | | | | | | | | | | | | | | | | | | | | | |
|--------------------------|--------|-------------|------|-----------|-----------|-------|-------|-------|-------|-------|-------|-------|-------|-------|-------|-------|-------|-------|-------|-------|-------|
| Test Site | Tester | Test Number | Unit | Max Limit | Min Limit | | | | | | | | | | | | | | | | |
| 6 | | | mA | 6.000 | | 0 | 3 | 4 | 5 | 10 | 12 | 15 | 30 | 32 | 35 | 50 | 52 | 55 | 100 | 102 | 105 |
| LL | | | | | | 4.683 | 4.713 | 4.733 | 4.704 | 4.701 | 4.680 | 4.696 | 4.712 | 4.745 | 4.645 | 4.705 | 4.754 | 4.754 | 4.730 | 4.758 | 4.673 |
| Min | | | | | | 4.699 | 4.752 | 4.788 | 4.723 | 4.779 | 4.759 | 4.750 | 4.791 | 4.770 | 4.733 | 4.759 | 4.787 | 4.785 | 4.765 | 4.824 | 4.768 |
| Average | | | | | | 4.727 | 4.793 | 4.839 | 4.769 | 4.869 | 4.856 | 4.828 | 4.886 | 4.803 | 4.794 | 4.815 | 4.817 | 4.861 | 4.790 | 4.879 | 4.868 |
| Max | | | | | | 6.000 | 6.000 | 6.000 | 6.000 | 6.000 | 6.000 | 6.000 | 6.000 | 6.000 | 6.000 | 6.000 | 6.000 | 6.000 | 6.000 | 6.000 | 6.000 |
| UL | | | | | | 6.000 | 6.000 | 6.000 | 6.000 | 6.000 | 6.000 | 6.000 | 6.000 | 6.000 | 6.000 | 6.000 | 6.000 | 6.000 | 6.000 | 6.000 | 6.000 |

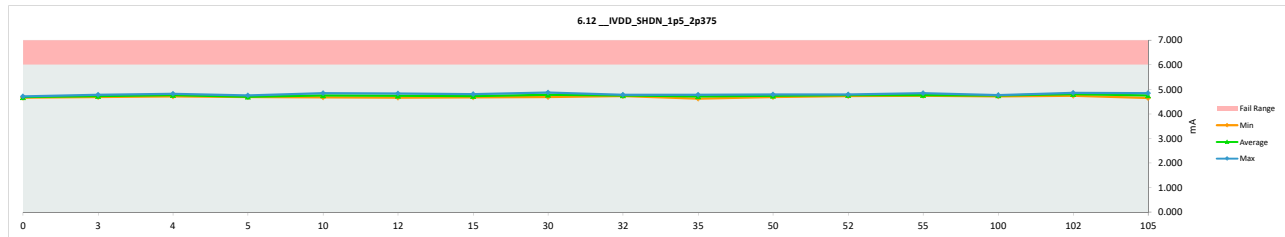


HDR TID Report
TPS7H3302-SP QML CALSS P

| 6.12_IVDD_SHDN_1p5_2p375 | | | | |
|--------------------------|----------|-------------|-----------|-----------|
| Test Site | Tester | Test Number | Unit | Max Limit |
| | | | mA | 6 |
| | | | mA | 6 |
| | | | Min Limit | |
| Krad(Si) | Serial # | PRE | POST | Delta |
| 0 | 775 | 4.722 | 4.710 | -0.012 |
| 0 | 1088 | 4.687 | 4.667 | -0.020 |
| 0 | 1106 | 4.688 | 4.663 | -0.025 |
| 3 | 817 | 4.722 | 4.730 | 0.008 |
| 3 | 825 | 4.687 | 4.694 | 0.007 |
| 3 | 833 | 4.770 | 4.775 | 0.005 |
| 4 | 547 | 4.704 | 4.713 | 0.009 |
| 4 | 645 | 4.812 | 4.819 | 0.007 |
| 4 | 788 | 4.762 | 4.773 | 0.011 |
| 5 | 959 | 4.702 | 4.714 | 0.012 |
| 5 | 991 | 4.679 | 4.687 | 0.008 |
| 5 | 1000 | 4.676 | 4.689 | 0.013 |
| 5 | 1011 | 4.739 | 4.749 | 0.010 |
| 5 | 1087 | 4.678 | 4.686 | 0.008 |
| 5 | 1097 | 4.686 | 4.698 | 0.012 |
| 10 | 180 | 4.668 | 4.681 | 0.013 |
| 10 | 236 | 4.835 | 4.848 | 0.013 |
| 10 | 246 | 4.741 | 4.747 | 0.006 |
| 12 | 190 | 4.826 | 4.837 | 0.011 |
| 12 | 266 | 4.711 | 4.721 | 0.010 |
| 12 | 308 | 4.650 | 4.661 | 0.011 |
| 15 | 848 | 4.736 | 4.743 | 0.007 |
| 15 | 878 | 4.730 | 4.738 | 0.008 |
| 15 | 880 | 4.712 | 4.720 | 0.008 |
| 15 | 942 | 4.798 | 4.808 | 0.010 |
| 15 | 947 | 4.671 | 4.679 | 0.008 |
| 15 | 962 | 4.684 | 4.696 | 0.012 |
| 30 | 1141 | 4.673 | 4.692 | 0.019 |
| 30 | 1242 | 4.841 | 4.868 | 0.027 |
| 30 | 1417 | 4.743 | 4.758 | 0.015 |
| 32 | 1126 | 4.710 | 4.726 | 0.016 |
| 32 | 1165 | 4.728 | 4.740 | 0.012 |
| 32 | 1300 | 4.750 | 4.783 | 0.033 |
| 35 | 376 | 4.762 | 4.777 | 0.015 |
| 35 | 405 | 4.606 | 4.629 | 0.023 |
| 35 | 425 | 4.597 | 4.625 | 0.028 |
| 35 | 492 | 4.730 | 4.757 | 0.027 |
| 35 | 501 | 4.723 | 4.735 | 0.012 |
| 35 | 521 | 4.736 | 4.757 | 0.021 |
| 50 | 300 | 4.711 | 4.741 | 0.030 |
| 50 | 756 | 4.754 | 4.794 | 0.040 |
| 50 | 1100 | 4.637 | 4.685 | 0.048 |
| 52 | 451 | 4.747 | 4.772 | 0.025 |
| 52 | 587 | 4.752 | 4.794 | 0.042 |
| 52 | 956 | 4.685 | 4.733 | 0.048 |
| 55 | 198 | 4.738 | 4.761 | 0.023 |
| 55 | 220 | 4.724 | 4.758 | 0.034 |
| 55 | 665 | 4.801 | 4.842 | 0.041 |
| 55 | 818 | 4.713 | 4.748 | 0.035 |
| 55 | 1057 | 4.731 | 4.752 | 0.021 |
| 55 | 1137 | 4.701 | 4.736 | 0.035 |
| 100 | 448 | 4.650 | 4.712 | 0.062 |
| 100 | 938 | 4.721 | 4.772 | 0.051 |
| 100 | 1051 | 4.722 | 4.758 | 0.036 |
| 102 | 921 | 4.759 | 4.817 | 0.058 |
| 102 | 1113 | 4.819 | 4.860 | 0.041 |
| 102 | 1234 | 4.701 | 4.738 | 0.037 |
| 105 | 194 | 4.808 | 4.847 | 0.039 |
| 105 | 367 | 4.784 | 4.803 | 0.019 |
| 105 | 440 | 4.705 | 4.739 | 0.034 |
| 105 | 477 | 4.716 | 4.729 | 0.013 |
| 105 | 556 | 4.702 | 4.722 | 0.020 |
| 105 | 1213 | 4.628 | 4.655 | 0.027 |
| | Max | 4.841 | 4.868 | 0.062 |
| | Average | 4.722 | 4.742 | 0.020 |
| | Min | 4.597 | 4.625 | -0.025 |
| | Std Dev | 0.052 | 0.056 | 0.017 |

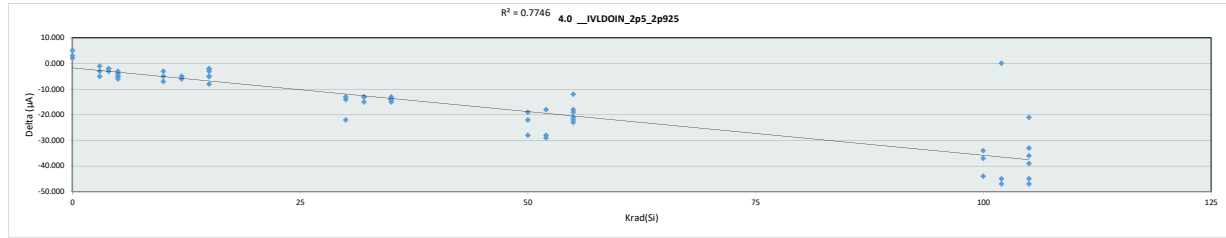


| 6.12_IVDD_SHDN_1p5_2p375 | | | | | | | | | | | | | | | | |
|--------------------------|--------|-------------|-----------|-----------|-----------|-------|-------|-------|-------|-------|-------|-------|-------|-------|-------|-------|
| Test Site | Tester | Test Number | Unit | Max Limit | Min Limit | | | | | | | | | | | |
| | | | mA | 6 | | | | | | | | | | | | |
| | | | mA | 6 | | | | | | | | | | | | |
| | | | Min Limit | | | | | | | | | | | | | |
| Krad(Si) | 0 | 3 | 4 | 5 | 10 | 12 | 15 | 30 | 32 | 35 | 50 | 52 | 55 | 100 | 102 | 105 |
| LL | 4.663 | 4.694 | 4.713 | 4.686 | 4.681 | 4.661 | 4.679 | 4.692 | 4.726 | 4.625 | 4.685 | 4.733 | 4.736 | 4.712 | 4.738 | 4.655 |
| Min | 4.680 | 4.733 | 4.768 | 4.704 | 4.759 | 4.740 | 4.731 | 4.773 | 4.750 | 4.713 | 4.740 | 4.766 | 4.766 | 4.747 | 4.805 | 4.749 |
| Average | 4.710 | 4.775 | 4.819 | 4.749 | 4.848 | 4.837 | 4.808 | 4.868 | 4.783 | 4.777 | 4.794 | 4.794 | 4.842 | 4.772 | 4.860 | 4.847 |
| Max | 6.000 | 6.000 | 6.000 | 6.000 | 6.000 | 6.000 | 6.000 | 6.000 | 6.000 | 6.000 | 6.000 | 6.000 | 6.000 | 6.000 | 6.000 | 6.000 |
| UL | 6.000 | 6.000 | 6.000 | 6.000 | 6.000 | 6.000 | 6.000 | 6.000 | 6.000 | 6.000 | 6.000 | 6.000 | 6.000 | 6.000 | 6.000 | 6.000 |

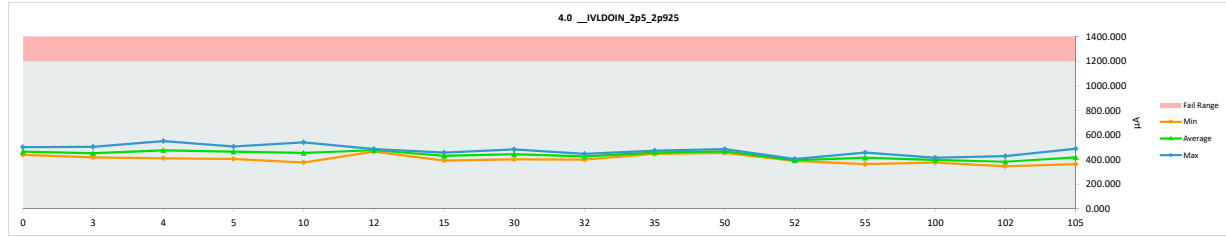


HDR TID Report
TPS7H3302-SP QML CALSS P

| 4.0_IVLDOIN_2p5_2p925 | | | | |
|-----------------------|----------|-------------|---------|-----------|
| Test Site | Tester | Test Number | Unit | Max Limit |
| | | | µA | 1200 |
| | | | µA | 1200 |
| | | | | |
| Krad(Si) | Serial # | PRE | POST | Delta |
| 0 | 775 | 437.000 | 439.000 | 2.000 |
| 0 | 1088 | 497.000 | 500.000 | 3.000 |
| 0 | 1106 | 450.000 | 455.000 | 5.000 |
| 3 | 817 | 432.000 | 431.000 | -1.000 |
| 3 | 825 | 422.000 | 419.000 | -3.000 |
| 3 | 833 | 508.000 | 503.000 | -5.000 |
| 4 | 547 | 466.000 | 463.000 | -3.000 |
| 4 | 645 | 413.000 | 411.000 | -2.000 |
| 4 | 788 | 552.000 | 550.000 | -2.000 |
| 5 | 959 | 493.000 | 489.000 | -4.000 |
| 5 | 991 | 486.000 | 481.000 | -5.000 |
| 5 | 1000 | 511.000 | 506.000 | -5.000 |
| 5 | 1011 | 465.000 | 462.000 | -3.000 |
| 5 | 1087 | 457.000 | 451.000 | -6.000 |
| 5 | 1097 | 411.000 | 406.000 | -5.000 |
| 10 | 180 | 544.000 | 541.000 | -3.000 |
| 10 | 236 | 382.000 | 377.000 | -5.000 |
| 10 | 246 | 455.000 | 448.000 | -7.000 |
| 12 | 190 | 491.000 | 485.000 | -6.000 |
| 12 | 266 | 469.000 | 464.000 | -5.000 |
| 12 | 308 | 485.000 | 480.000 | -5.000 |
| 15 | 848 | 423.000 | 421.000 | -2.000 |
| 15 | 878 | 460.000 | 452.000 | -8.000 |
| 15 | 880 | 461.000 | 456.000 | -5.000 |
| 15 | 942 | 437.000 | 435.000 | -2.000 |
| 15 | 947 | 398.000 | 393.000 | -5.000 |
| 15 | 962 | 428.000 | 425.000 | -3.000 |
| 30 | 1141 | 461.000 | 448.000 | -13.000 |
| 30 | 1242 | 506.000 | 484.000 | -22.000 |
| 30 | 1417 | 417.000 | 403.000 | -14.000 |
| 32 | 1126 | 441.000 | 428.000 | -13.000 |
| 32 | 1165 | 461.000 | 446.000 | -15.000 |
| 32 | 1300 | 412.000 | 399.000 | -13.000 |
| 35 | 376 | 473.000 | 460.000 | -13.000 |
| 35 | 405 | 465.000 | 451.000 | -14.000 |
| 35 | 425 | 460.000 | 446.000 | -14.000 |
| 35 | 492 | 480.000 | 465.000 | -15.000 |
| 35 | 501 | 464.000 | 450.000 | -14.000 |
| 35 | 521 | 487.000 | 473.000 | -14.000 |
| 50 | 300 | 508.000 | 486.000 | -22.000 |
| 50 | 756 | 483.000 | 464.000 | -19.000 |
| 50 | 1100 | 482.000 | 454.000 | -28.000 |
| 52 | 451 | 408.000 | 390.000 | -18.000 |
| 52 | 587 | 422.000 | 393.000 | -29.000 |
| 52 | 956 | 432.000 | 404.000 | -28.000 |
| 55 | 198 | 476.000 | 457.000 | -19.000 |
| 55 | 220 | 473.000 | 452.000 | -21.000 |
| 55 | 665 | 398.000 | 380.000 | -18.000 |
| 55 | 818 | 452.000 | 429.000 | -23.000 |
| 55 | 1057 | 376.000 | 364.000 | -12.000 |
| 55 | 1137 | 431.000 | 409.000 | -22.000 |
| 100 | 448 | 410.000 | 376.000 | -34.000 |
| 100 | 938 | 453.000 | 416.000 | -37.000 |
| 100 | 1051 | 443.000 | 399.000 | -44.000 |
| 102 | 921 | 376.000 | 376.000 | 0.000 |
| 102 | 1113 | 390.000 | 345.000 | -45.000 |
| 102 | 1234 | 475.000 | 428.000 | -47.000 |
| 105 | 194 | 383.000 | 362.000 | -21.000 |
| 105 | 367 | 457.000 | 412.000 | -45.000 |
| 105 | 440 | 445.000 | 406.000 | -39.000 |
| 105 | 477 | 534.000 | 487.000 | -47.000 |
| 105 | 556 | 406.000 | 373.000 | -33.000 |
| 105 | 1213 | 498.000 | 462.000 | -36.000 |
| | Max | 552.000 | 550.000 | 5.000 |
| | Average | 453.508 | 438.413 | -15.095 |
| | Min | 376.000 | 345.000 | -47.000 |
| | Std Dev | 40.650 | 43.197 | 13.853 |



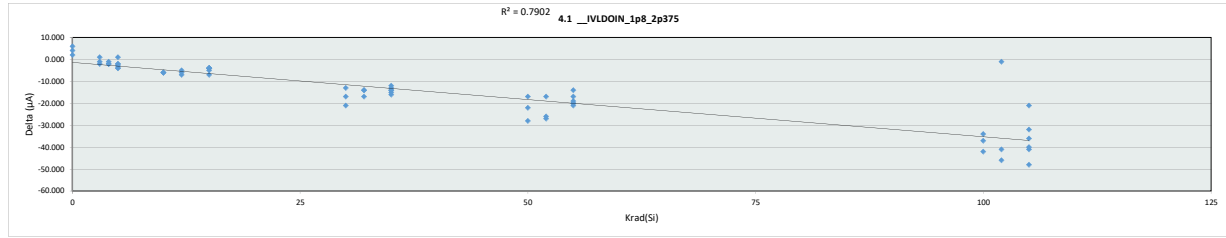
| 4.0_IVLDOIN_2p5_2p925 | | | | | | | | | | | | | |
|-----------------------|---------|-------------|---------|-----------|-----------|--|--|--|--|--|--|--|--|
| Test Site | Tester | Test Number | Unit | Max Limit | Min Limit | | | | | | | | |
| | | | µA | 1200 | | | | | | | | | |
| | | | µA | | | | | | | | | | |
| Krad(Si) | LL | Min | Average | Max | UL | | | | | | | | |
| 0 | 439.000 | 439.000 | 419.000 | 411.000 | 406.000 | | | | | | | | |
| 3 | 439.000 | 419.000 | 411.000 | 406.000 | 377.000 | | | | | | | | |
| 4 | 439.000 | 419.000 | 411.000 | 406.000 | 377.000 | | | | | | | | |
| 5 | 439.000 | 419.000 | 411.000 | 406.000 | 377.000 | | | | | | | | |
| 10 | 439.000 | 419.000 | 411.000 | 406.000 | 377.000 | | | | | | | | |
| 12 | 439.000 | 419.000 | 411.000 | 406.000 | 377.000 | | | | | | | | |
| 15 | 439.000 | 419.000 | 411.000 | 406.000 | 377.000 | | | | | | | | |
| 30 | 439.000 | 419.000 | 411.000 | 406.000 | 377.000 | | | | | | | | |
| 32 | 439.000 | 419.000 | 411.000 | 406.000 | 377.000 | | | | | | | | |
| 35 | 439.000 | 419.000 | 411.000 | 406.000 | 377.000 | | | | | | | | |
| 50 | 439.000 | 419.000 | 411.000 | 406.000 | 377.000 | | | | | | | | |
| 52 | 439.000 | 419.000 | 411.000 | 406.000 | 377.000 | | | | | | | | |
| 55 | 439.000 | 419.000 | 411.000 | 406.000 | 377.000 | | | | | | | | |
| 100 | 439.000 | 419.000 | 411.000 | 406.000 | 377.000 | | | | | | | | |
| 102 | 439.000 | 419.000 | 411.000 | 406.000 | 377.000 | | | | | | | | |
| 105 | 439.000 | 419.000 | 411.000 | 406.000 | 377.000 | | | | | | | | |



HDR TID Report
TPS7H3302-SP QML CALSS P

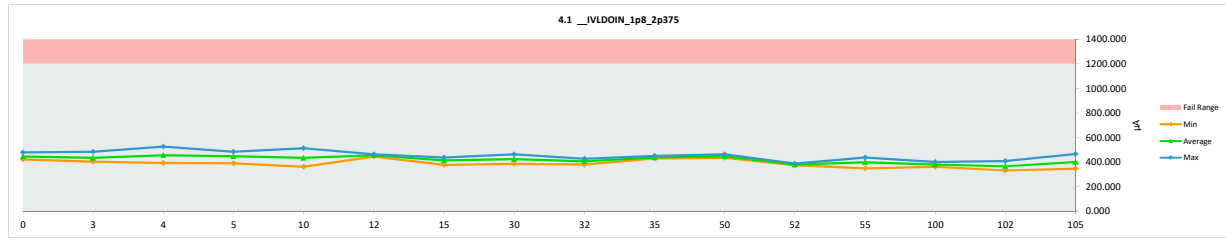
| 4.1_IVLDOIN_1p8_2p375 | | | |
|-----------------------|------|------|--|
| Test Site | | | |
| Tester | | | |
| Test Number | | | |
| Unit | µA | µA | |
| Max Limit | 1200 | 1200 | |
| Min Limit | | | |

| Krad(Si) | Serial # | PRE | POST | Delta |
|----------|----------|---------|---------|---------|
| 0 | 775 | 420.000 | 422.000 | 2.000 |
| 0 | 1088 | 474.000 | 478.000 | 4.000 |
| 0 | 1106 | 429.000 | 435.000 | 6.000 |
| 3 | 817 | 414.000 | 412.000 | -2.000 |
| 3 | 825 | 405.000 | 404.000 | -1.000 |
| 3 | 833 | 484.000 | 485.000 | 1.000 |
| 4 | 547 | 446.000 | 444.000 | -2.000 |
| 4 | 645 | 394.000 | 393.000 | -1.000 |
| 4 | 788 | 528.000 | 526.000 | -2.000 |
| 5 | 959 | 469.000 | 470.000 | 1.000 |
| 5 | 991 | 465.000 | 461.000 | -4.000 |
| 5 | 1000 | 487.000 | 485.000 | -2.000 |
| 5 | 1011 | 447.000 | 443.000 | -4.000 |
| 5 | 1087 | 437.000 | 434.000 | -3.000 |
| 5 | 1097 | 392.000 | 390.000 | -2.000 |
| 10 | 180 | 518.000 | 512.000 | -6.000 |
| 10 | 236 | 366.000 | 360.000 | -6.000 |
| 10 | 246 | 435.000 | 429.000 | -6.000 |
| 12 | 190 | 467.000 | 462.000 | -5.000 |
| 12 | 266 | 451.000 | 444.000 | -7.000 |
| 12 | 308 | 463.000 | 457.000 | -6.000 |
| 15 | 848 | 406.000 | 402.000 | -4.000 |
| 15 | 878 | 440.000 | 433.000 | -7.000 |
| 15 | 880 | 442.000 | 438.000 | -4.000 |
| 15 | 942 | 421.000 | 416.000 | -5.000 |
| 15 | 947 | 382.000 | 378.000 | -4.000 |
| 15 | 962 | 410.000 | 406.000 | -4.000 |
| 30 | 1141 | 442.000 | 425.000 | -17.000 |
| 30 | 1242 | 484.000 | 463.000 | -21.000 |
| 30 | 1417 | 398.000 | 385.000 | -13.000 |
| 32 | 1126 | 422.000 | 408.000 | -14.000 |
| 32 | 1165 | 443.000 | 426.000 | -17.000 |
| 32 | 1300 | 394.000 | 380.000 | -14.000 |
| 35 | 376 | 453.000 | 439.000 | -14.000 |
| 35 | 405 | 446.000 | 433.000 | -13.000 |
| 35 | 425 | 440.000 | 428.000 | -12.000 |
| 35 | 492 | 460.000 | 444.000 | -16.000 |
| 35 | 501 | 443.000 | 428.000 | -15.000 |
| 35 | 521 | 465.000 | 451.000 | -14.000 |
| 50 | 300 | 486.000 | 464.000 | -22.000 |
| 50 | 756 | 460.000 | 443.000 | -17.000 |
| 50 | 1100 | 462.000 | 434.000 | -28.000 |
| 52 | 451 | 392.000 | 375.000 | -17.000 |
| 52 | 587 | 404.000 | 378.000 | -26.000 |
| 52 | 956 | 415.000 | 388.000 | -27.000 |
| 55 | 198 | 456.000 | 436.000 | -20.000 |
| 55 | 220 | 451.000 | 432.000 | -19.000 |
| 55 | 665 | 381.000 | 364.000 | -17.000 |
| 55 | 818 | 433.000 | 412.000 | -21.000 |
| 55 | 1057 | 362.000 | 348.000 | -14.000 |
| 55 | 1137 | 413.000 | 393.000 | -20.000 |
| 100 | 448 | 394.000 | 360.000 | -34.000 |
| 100 | 938 | 437.000 | 400.000 | -37.000 |
| 100 | 1051 | 424.000 | 382.000 | -42.000 |
| 102 | 921 | 358.000 | 357.000 | -1.000 |
| 102 | 1113 | 372.000 | 331.000 | -41.000 |
| 102 | 1234 | 454.000 | 408.000 | -46.000 |
| 105 | 194 | 367.000 | 346.000 | -21.000 |
| 105 | 367 | 438.000 | 397.000 | -41.000 |
| 105 | 440 | 429.000 | 389.000 | -40.000 |
| 105 | 477 | 513.000 | 465.000 | -48.000 |
| 105 | 556 | 389.000 | 357.000 | -32.000 |
| 105 | 1213 | 477.000 | 441.000 | -36.000 |
| | Max | 528.000 | 526.000 | 6.000 |
| | Average | 434.111 | 419.508 | -14.603 |
| | Min | 358.000 | 331.000 | -48.000 |
| | Std Dev | 38.527 | 41.012 | 13.666 |



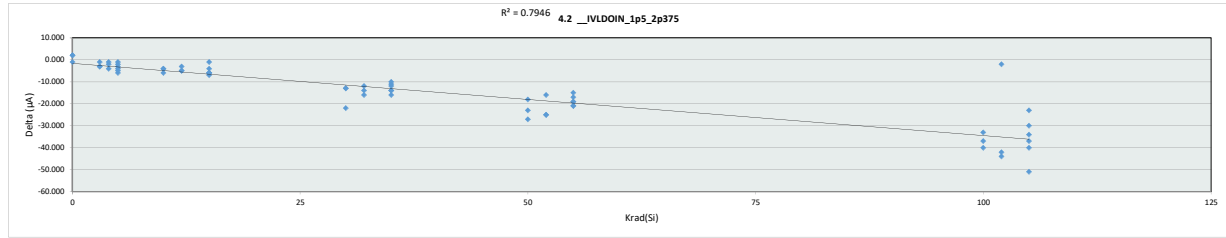
| 4.1_IVLDOIN_1p8_2p375 | | | |
|-----------------------|------|----|--|
| Test Site | | | |
| Tester | | | |
| Test Number | | | |
| Max Limit | 1200 | µA | |
| Min Limit | | µA | |

| Krad(Si) | 0 | 3 | 4 | 5 | 10 | 12 | 15 | 30 | 32 | 35 | 50 | 52 | 55 | 100 | 102 | 105 |
|----------|----------|----------|----------|----------|----------|----------|----------|----------|----------|----------|----------|----------|----------|----------|----------|----------|
| LL | | | | | | | | | | | | | | | | |
| Min | 422.000 | 404.000 | 393.000 | 390.000 | 360.000 | 444.000 | 378.000 | 385.000 | 380.000 | 428.000 | 434.000 | 375.000 | 348.000 | 360.000 | 331.000 | 346.000 |
| Average | 445.000 | 433.667 | 454.333 | 447.167 | 433.667 | 454.333 | 412.167 | 424.333 | 404.667 | 437.167 | 447.000 | 380.333 | 397.500 | 380.667 | 365.333 | 399.167 |
| Max | 478.000 | 485.000 | 526.000 | 485.000 | 512.000 | 462.000 | 438.000 | 463.000 | 426.000 | 451.000 | 464.000 | 388.000 | 436.000 | 400.000 | 408.000 | 465.000 |
| UL | 1200.000 | 1200.000 | 1200.000 | 1200.000 | 1200.000 | 1200.000 | 1200.000 | 1200.000 | 1200.000 | 1200.000 | 1200.000 | 1200.000 | 1200.000 | 1200.000 | 1200.000 | 1200.000 |

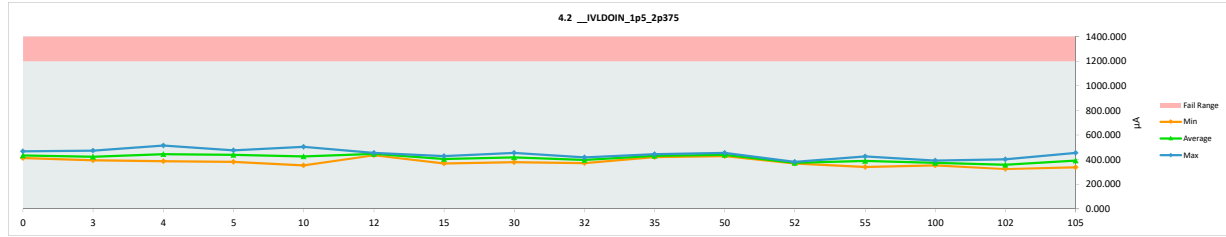


HDR TID Report
TPS7H3302-SP QML CALSS P

| 4.2_IVLDOIN_1p5_2p375 | | | | |
|-----------------------|----------|---------|---------|---------|
| Test Site | | | | |
| Tester | | | | |
| Test Number | | | | |
| Unit | µA | µA | | |
| Max Limit | 1200 | 1200 | | |
| Min Limit | | | | |
| Krad(Si) | Serial # | PRE | POST | Delta |
| 0 | 775 | 413.000 | 412.000 | -1.000 |
| 0 | 1088 | 465.000 | 467.000 | 2.000 |
| 0 | 1106 | 423.000 | 425.000 | 2.000 |
| 3 | 817 | 405.000 | 402.000 | -3.000 |
| 3 | 825 | 395.000 | 394.000 | -1.000 |
| 3 | 833 | 475.000 | 472.000 | -3.000 |
| 4 | 847 | 437.000 | 435.000 | -2.000 |
| 4 | 645 | 387.000 | 386.000 | -1.000 |
| 4 | 788 | 518.000 | 514.000 | -4.000 |
| 5 | 959 | 464.000 | 459.000 | -5.000 |
| 5 | 991 | 456.000 | 450.000 | -6.000 |
| 5 | 1000 | 476.000 | 475.000 | -1.000 |
| 5 | 1011 | 437.000 | 434.000 | -3.000 |
| 5 | 1087 | 430.000 | 426.000 | -4.000 |
| 5 | 1097 | 384.000 | 382.000 | -2.000 |
| 10 | 180 | 508.000 | 504.000 | -4.000 |
| 10 | 236 | 360.000 | 354.000 | -6.000 |
| 10 | 246 | 425.000 | 421.000 | -4.000 |
| 12 | 190 | 458.000 | 453.000 | -5.000 |
| 12 | 266 | 440.000 | 435.000 | -5.000 |
| 12 | 308 | 454.000 | 451.000 | -3.000 |
| 15 | 848 | 399.000 | 393.000 | -6.000 |
| 15 | 878 | 431.000 | 424.000 | -7.000 |
| 15 | 880 | 433.000 | 429.000 | -4.000 |
| 15 | 942 | 411.000 | 410.000 | -1.000 |
| 15 | 947 | 375.000 | 369.000 | -6.000 |
| 15 | 962 | 402.000 | 396.000 | -6.000 |
| 30 | 1141 | 432.000 | 419.000 | -13.000 |
| 30 | 1242 | 475.000 | 453.000 | -22.000 |
| 30 | 1417 | 391.000 | 378.000 | -13.000 |
| 32 | 1126 | 412.000 | 400.000 | -12.000 |
| 32 | 1165 | 434.000 | 418.000 | -16.000 |
| 32 | 1300 | 386.000 | 372.000 | -14.000 |
| 35 | 376 | 443.000 | 432.000 | -11.000 |
| 35 | 405 | 440.000 | 424.000 | -16.000 |
| 35 | 425 | 432.000 | 422.000 | -10.000 |
| 35 | 492 | 452.000 | 438.000 | -14.000 |
| 35 | 501 | 435.000 | 421.000 | -14.000 |
| 35 | 521 | 456.000 | 444.000 | -12.000 |
| 50 | 300 | 476.000 | 453.000 | -23.000 |
| 50 | 756 | 452.000 | 434.000 | -18.000 |
| 50 | 1100 | 454.000 | 427.000 | -27.000 |
| 52 | 451 | 385.000 | 369.000 | -16.000 |
| 52 | 587 | 398.000 | 373.000 | -25.000 |
| 52 | 956 | 406.000 | 381.000 | -25.000 |
| 55 | 198 | 447.000 | 426.000 | -21.000 |
| 55 | 220 | 444.000 | 425.000 | -19.000 |
| 55 | 665 | 375.000 | 360.000 | -15.000 |
| 55 | 818 | 424.000 | 403.000 | -21.000 |
| 55 | 1057 | 356.000 | 339.000 | -17.000 |
| 55 | 1137 | 405.000 | 386.000 | -19.000 |
| 100 | 448 | 386.000 | 353.000 | -33.000 |
| 100 | 938 | 429.000 | 392.000 | -37.000 |
| 100 | 1051 | 415.000 | 375.000 | -40.000 |
| 102 | 921 | 351.000 | 349.000 | -2.000 |
| 102 | 1113 | 365.000 | 323.000 | -42.000 |
| 102 | 1234 | 445.000 | 401.000 | -44.000 |
| 105 | 194 | 360.000 | 337.000 | -23.000 |
| 105 | 367 | 428.000 | 388.000 | -40.000 |
| 105 | 440 | 418.000 | 381.000 | -37.000 |
| 105 | 477 | 504.000 | 453.000 | -51.000 |
| 105 | 556 | 382.000 | 352.000 | -30.000 |
| 105 | 1213 | 466.000 | 432.000 | -34.000 |
| | Max | 518.000 | 514.000 | 2.000 |
| | Average | 425.714 | 411.190 | -14.524 |
| | Min | 351.000 | 323.000 | -51.000 |
| | Std Dev | 37.750 | 40.081 | 13.141 |

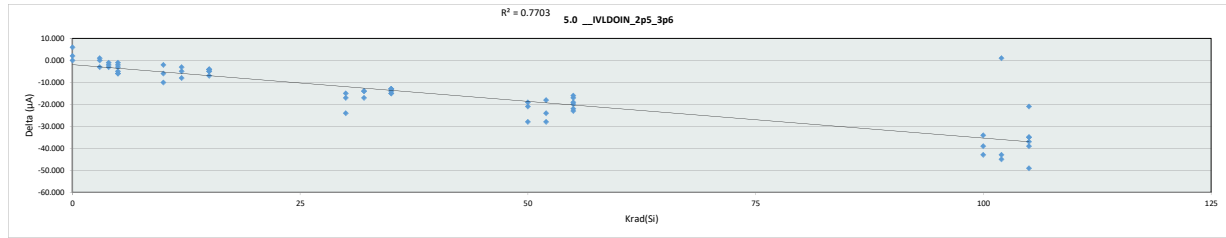


| 4.2_IVLDOIN_1p5_2p375 | | | | | | | | | | | | | | | | | |
|-----------------------|----------|----------|----------|----------|----------|----------|----------|----------|----------|----------|----------|----------|----------|----------|----------|----------|--|
| Test Site | | | | | | | | | | | | | | | | | |
| Tester | | | | | | | | | | | | | | | | | |
| Test Number | | | | | | | | | | | | | | | | | |
| Max Limit | 1200 | µA | | | | | | | | | | | | | | | |
| Min Limit | | µA | | | | | | | | | | | | | | | |
| Krad(Si) | 0 | 3 | 4 | 5 | 10 | 12 | 15 | 30 | 32 | 35 | 50 | 52 | 55 | 100 | 102 | 105 | |
| LL | | | | | | | | | | | | | | | | | |
| Min | 412.000 | 394.000 | 386.000 | 382.000 | 354.000 | 435.000 | 369.000 | 378.000 | 372.000 | 421.000 | 427.000 | 369.000 | 339.000 | 353.000 | 323.000 | 337.000 | |
| Average | 434.667 | 422.667 | 445.000 | 437.667 | 426.333 | 446.333 | 403.500 | 416.667 | 396.667 | 430.167 | 438.000 | 374.333 | 389.833 | 373.333 | 357.667 | 390.500 | |
| Max | 467.000 | 472.000 | 514.000 | 475.000 | 504.000 | 453.000 | 429.000 | 453.000 | 418.000 | 444.000 | 453.000 | 381.000 | 426.000 | 392.000 | 401.000 | 453.000 | |
| UL | 1200.000 | 1200.000 | 1200.000 | 1200.000 | 1200.000 | 1200.000 | 1200.000 | 1200.000 | 1200.000 | 1200.000 | 1200.000 | 1200.000 | 1200.000 | 1200.000 | 1200.000 | 1200.000 | |

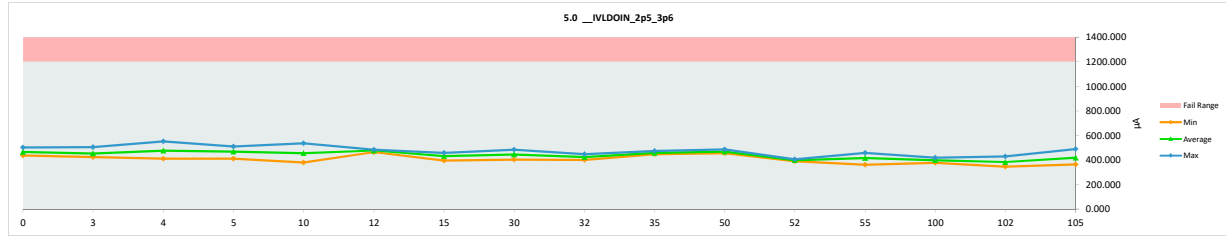


HDR TID Report
TPS7H3302-SP QML CALSS P

| 5.0_IVLDOIN_2p5_3p6 | | | | |
|---------------------|--------|-------------|---------|-----------|
| Test Site | Tester | Test Number | Unit | Max Limit |
| 0 | 775 | 438.000 | 438.000 | 0.000 |
| 0 | 1088 | 496.000 | 502.000 | 6.000 |
| 0 | 1106 | 454.000 | 456.000 | 2.000 |
| 3 | 817 | 431.000 | 431.000 | 0.000 |
| 3 | 825 | 422.000 | 423.000 | 1.000 |
| 3 | 833 | 508.000 | 505.000 | -3.000 |
| 4 | 847 | 467.000 | 464.000 | -3.000 |
| 4 | 645 | 412.000 | 410.000 | -2.000 |
| 4 | 788 | 553.000 | 552.000 | -1.000 |
| 5 | 959 | 495.000 | 489.000 | -6.000 |
| 5 | 991 | 487.000 | 482.000 | -5.000 |
| 5 | 1000 | 511.000 | 509.000 | -2.000 |
| 5 | 1011 | 467.000 | 464.000 | -3.000 |
| 5 | 1087 | 456.000 | 450.000 | -6.000 |
| 5 | 1097 | 412.000 | 411.000 | -1.000 |
| 10 | 180 | 547.000 | 537.000 | -10.000 |
| 10 | 236 | 381.000 | 379.000 | -2.000 |
| 10 | 246 | 454.000 | 448.000 | -6.000 |
| 12 | 190 | 490.000 | 485.000 | -5.000 |
| 12 | 266 | 472.000 | 464.000 | -8.000 |
| 12 | 308 | 485.000 | 482.000 | -3.000 |
| 15 | 848 | 424.000 | 419.000 | -5.000 |
| 15 | 878 | 460.000 | 453.000 | -7.000 |
| 15 | 880 | 461.000 | 457.000 | -4.000 |
| 15 | 942 | 439.000 | 434.000 | -5.000 |
| 15 | 947 | 398.000 | 394.000 | -4.000 |
| 15 | 962 | 429.000 | 425.000 | -4.000 |
| 30 | 1141 | 464.000 | 447.000 | -17.000 |
| 30 | 1242 | 508.000 | 484.000 | -24.000 |
| 30 | 1417 | 417.000 | 402.000 | -15.000 |
| 32 | 1126 | 441.000 | 427.000 | -14.000 |
| 32 | 1165 | 463.000 | 446.000 | -17.000 |
| 32 | 1300 | 414.000 | 400.000 | -14.000 |
| 35 | 376 | 473.000 | 458.000 | -15.000 |
| 35 | 405 | 467.000 | 453.000 | -14.000 |
| 35 | 425 | 461.000 | 446.000 | -15.000 |
| 35 | 492 | 480.000 | 467.000 | -13.000 |
| 35 | 501 | 463.000 | 450.000 | -13.000 |
| 35 | 521 | 487.000 | 474.000 | -13.000 |
| 50 | 300 | 508.000 | 487.000 | -21.000 |
| 50 | 756 | 482.000 | 463.000 | -19.000 |
| 50 | 1100 | 483.000 | 455.000 | -28.000 |
| 52 | 451 | 409.000 | 391.000 | -18.000 |
| 52 | 587 | 422.000 | 394.000 | -28.000 |
| 52 | 956 | 430.000 | 406.000 | -24.000 |
| 55 | 198 | 476.000 | 457.000 | -19.000 |
| 55 | 220 | 474.000 | 452.000 | -22.000 |
| 55 | 665 | 397.000 | 381.000 | -16.000 |
| 55 | 818 | 452.000 | 429.000 | -23.000 |
| 55 | 1057 | 378.000 | 361.000 | -17.000 |
| 55 | 1137 | 431.000 | 411.000 | -20.000 |
| 100 | 448 | 411.000 | 377.000 | -34.000 |
| 100 | 938 | 457.000 | 418.000 | -39.000 |
| 100 | 1051 | 444.000 | 401.000 | -43.000 |
| 102 | 921 | 375.000 | 376.000 | 1.000 |
| 102 | 1113 | 389.000 | 346.000 | -43.000 |
| 102 | 1234 | 473.000 | 428.000 | -45.000 |
| 105 | 194 | 384.000 | 363.000 | -21.000 |
| 105 | 367 | 456.000 | 417.000 | -39.000 |
| 105 | 440 | 445.000 | 408.000 | -37.000 |
| 105 | 477 | 537.000 | 488.000 | -49.000 |
| 105 | 556 | 408.000 | 373.000 | -35.000 |
| 105 | 1213 | 499.000 | 464.000 | -35.000 |
| Max | | 553.000 | 552.000 | 6.000 |
| Average | | 454.079 | 439.095 | -14.984 |
| Min | | 375.000 | 346.000 | -49.000 |
| Std Dev | | 40.912 | 43.133 | 13.626 |

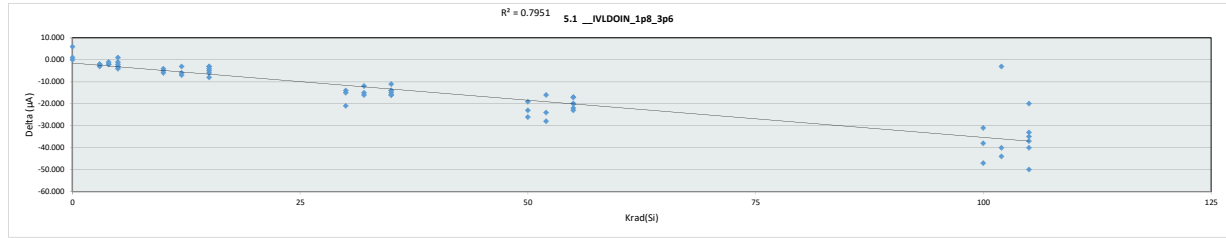


| 5.0_IVLDOIN_2p5_3p6 | | | | | | | | | | | | | | |
|---------------------|--------|-------------|---------|-----------|-----------|--|--|--|--|--|--|--|--|--|
| Test Site | Tester | Test Number | Unit | Max Limit | Min Limit | | | | | | | | | |
| 0 | 775 | 438.000 | 438.000 | 0.000 | 0.000 | | | | | | | | | |
| 3 | 817 | 431.000 | 431.000 | 0.000 | 0.000 | | | | | | | | | |
| 4 | 847 | 467.000 | 464.000 | -3.000 | -3.000 | | | | | | | | | |
| 5 | 959 | 495.000 | 489.000 | -6.000 | -6.000 | | | | | | | | | |
| 10 | 180 | 547.000 | 537.000 | -10.000 | -10.000 | | | | | | | | | |
| 12 | 190 | 490.000 | 485.000 | -5.000 | -5.000 | | | | | | | | | |
| 15 | 848 | 424.000 | 419.000 | -5.000 | -5.000 | | | | | | | | | |
| 30 | 1141 | 464.000 | 447.000 | -17.000 | -17.000 | | | | | | | | | |
| 32 | 1126 | 441.000 | 427.000 | -14.000 | -14.000 | | | | | | | | | |
| 35 | 405 | 467.000 | 453.000 | -14.000 | -14.000 | | | | | | | | | |
| 50 | 300 | 508.000 | 487.000 | -21.000 | -21.000 | | | | | | | | | |
| 52 | 451 | 409.000 | 391.000 | -18.000 | -18.000 | | | | | | | | | |
| 55 | 665 | 397.000 | 381.000 | -16.000 | -16.000 | | | | | | | | | |
| 100 | 448 | 411.000 | 377.000 | -34.000 | -34.000 | | | | | | | | | |
| 102 | 921 | 375.000 | 376.000 | 1.000 | 1.000 | | | | | | | | | |
| 105 | 367 | 456.000 | 417.000 | -39.000 | -39.000 | | | | | | | | | |
| Max | | 553.000 | 552.000 | 6.000 | 6.000 | | | | | | | | | |
| Average | | 454.079 | 439.095 | -14.984 | -14.984 | | | | | | | | | |
| Min | | 375.000 | 346.000 | -49.000 | -49.000 | | | | | | | | | |
| Std Dev | | 40.912 | 43.133 | 13.626 | 13.626 | | | | | | | | | |

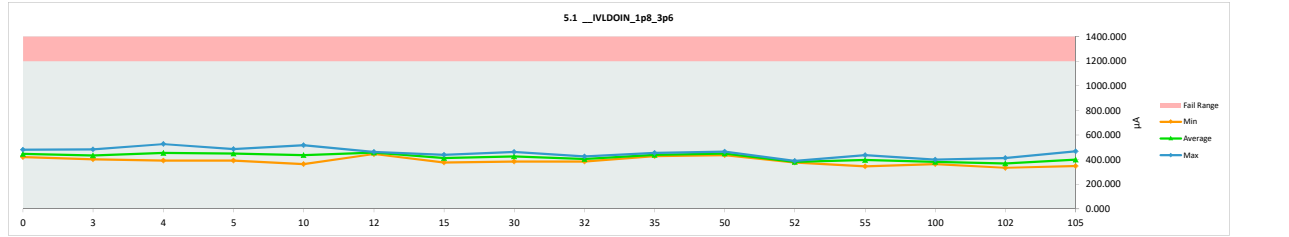


HDR TID Report
TPS7H3302-SP QML CALSS P

| 5.1_IVLDOIN_1p8_3p6 | | | | |
|---------------------|----------|---------|---------|---------|
| Test Site | Serial # | PRE | POST | Delta |
| 0 | 775 | 421.000 | 421.000 | 0.000 |
| 0 | 1088 | 478.000 | 479.000 | 1.000 |
| 0 | 1106 | 430.000 | 436.000 | 6.000 |
| 3 | 817 | 415.000 | 413.000 | -2.000 |
| 3 | 825 | 405.000 | 403.000 | -2.000 |
| 3 | 833 | 486.000 | 483.000 | -3.000 |
| 4 | 547 | 446.000 | 445.000 | -1.000 |
| 4 | 645 | 395.000 | 393.000 | -2.000 |
| 4 | 788 | 528.000 | 526.000 | -2.000 |
| 5 | 959 | 474.000 | 471.000 | -3.000 |
| 5 | 991 | 465.000 | 463.000 | -2.000 |
| 5 | 1000 | 489.000 | 485.000 | -4.000 |
| 5 | 1011 | 445.000 | 446.000 | 1.000 |
| 5 | 1087 | 436.000 | 435.000 | -1.000 |
| 5 | 1097 | 394.000 | 391.000 | -3.000 |
| 10 | 180 | 520.000 | 516.000 | -4.000 |
| 10 | 236 | 368.000 | 363.000 | -5.000 |
| 10 | 246 | 436.000 | 430.000 | -6.000 |
| 12 | 190 | 469.000 | 463.000 | -6.000 |
| 12 | 266 | 452.000 | 445.000 | -7.000 |
| 12 | 308 | 465.000 | 462.000 | -3.000 |
| 15 | 848 | 406.000 | 403.000 | -3.000 |
| 15 | 878 | 442.000 | 434.000 | -8.000 |
| 15 | 880 | 443.000 | 439.000 | -4.000 |
| 15 | 942 | 419.000 | 416.000 | -3.000 |
| 15 | 947 | 382.000 | 377.000 | -5.000 |
| 15 | 962 | 412.000 | 406.000 | -6.000 |
| 30 | 1141 | 443.000 | 428.000 | -15.000 |
| 30 | 1242 | 484.000 | 463.000 | -21.000 |
| 30 | 1417 | 399.000 | 385.000 | -14.000 |
| 32 | 1126 | 423.000 | 408.000 | -15.000 |
| 32 | 1165 | 442.000 | 426.000 | -16.000 |
| 32 | 1300 | 395.000 | 383.000 | -12.000 |
| 35 | 376 | 457.000 | 441.000 | -16.000 |
| 35 | 405 | 450.000 | 434.000 | -16.000 |
| 35 | 425 | 443.000 | 429.000 | -14.000 |
| 35 | 492 | 462.000 | 447.000 | -15.000 |
| 35 | 501 | 446.000 | 432.000 | -14.000 |
| 35 | 521 | 465.000 | 454.000 | -11.000 |
| 50 | 300 | 488.000 | 465.000 | -23.000 |
| 50 | 756 | 462.000 | 443.000 | -19.000 |
| 50 | 1100 | 463.000 | 437.000 | -26.000 |
| 52 | 451 | 392.000 | 376.000 | -16.000 |
| 52 | 587 | 407.000 | 379.000 | -28.000 |
| 52 | 956 | 413.000 | 389.000 | -24.000 |
| 55 | 198 | 455.000 | 435.000 | -20.000 |
| 55 | 220 | 453.000 | 433.000 | -20.000 |
| 55 | 665 | 382.000 | 365.000 | -17.000 |
| 55 | 818 | 434.000 | 411.000 | -23.000 |
| 55 | 1057 | 363.000 | 346.000 | -17.000 |
| 55 | 1137 | 415.000 | 393.000 | -22.000 |
| 100 | 448 | 393.000 | 362.000 | -31.000 |
| 100 | 938 | 438.000 | 400.000 | -38.000 |
| 100 | 1051 | 428.000 | 381.000 | -47.000 |
| 102 | 921 | 361.000 | 358.000 | -3.000 |
| 102 | 1113 | 373.000 | 333.000 | -40.000 |
| 102 | 1234 | 456.000 | 412.000 | -44.000 |
| 105 | 194 | 367.000 | 347.000 | -20.000 |
| 105 | 367 | 438.000 | 398.000 | -40.000 |
| 105 | 440 | 427.000 | 390.000 | -37.000 |
| 105 | 477 | 516.000 | 466.000 | -50.000 |
| 105 | 556 | 391.000 | 358.000 | -33.000 |
| 105 | 1213 | 478.000 | 443.000 | -35.000 |
| Max | | 528.000 | 526.000 | 6.000 |
| Average | | 435.286 | 420.540 | -14.746 |
| Min | | 361.000 | 333.000 | -50.000 |
| Std Dev | | 38.797 | 41.205 | 19.552 |

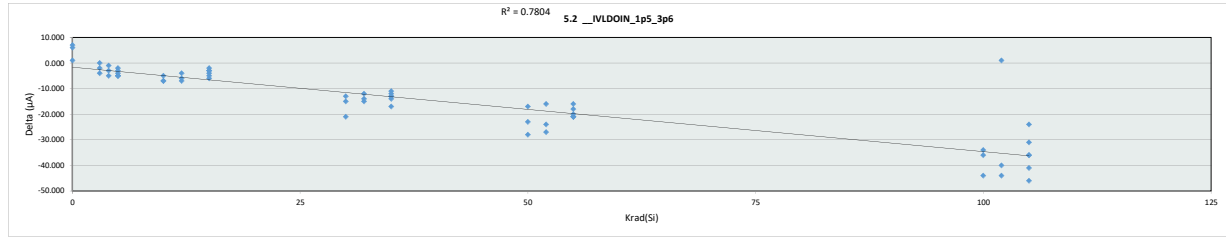


| 5.1_IVLDOIN_1p8_3p6 | |
|---------------------|----------|
| Test Site | Serial # |
| 0 | 775 |
| 0 | 1088 |
| 0 | 1106 |
| 3 | 817 |
| 3 | 825 |
| 3 | 833 |
| 4 | 547 |
| 4 | 645 |
| 4 | 788 |
| 5 | 959 |
| 5 | 991 |
| 5 | 1000 |
| 5 | 1011 |
| 5 | 1087 |
| 5 | 1097 |
| 10 | 180 |
| 10 | 236 |
| 10 | 246 |
| 12 | 190 |
| 12 | 266 |
| 12 | 308 |
| 15 | 848 |
| 15 | 878 |
| 15 | 880 |
| 15 | 942 |
| 15 | 947 |
| 15 | 962 |
| 30 | 1141 |
| 30 | 1242 |
| 30 | 1417 |
| 32 | 1126 |
| 32 | 1165 |
| 32 | 1300 |
| 35 | 376 |
| 35 | 405 |
| 35 | 425 |
| 35 | 492 |
| 35 | 501 |
| 35 | 521 |
| 50 | 300 |
| 50 | 756 |
| 50 | 1100 |
| 52 | 451 |
| 52 | 587 |
| 52 | 956 |
| 55 | 198 |
| 55 | 220 |
| 55 | 665 |
| 55 | 818 |
| 55 | 1057 |
| 55 | 1137 |
| 100 | 448 |
| 100 | 938 |
| 100 | 1051 |
| 102 | 921 |
| 102 | 1113 |
| 102 | 1234 |
| 105 | 194 |
| 105 | 367 |
| 105 | 440 |
| 105 | 477 |
| 105 | 556 |
| 105 | 1213 |



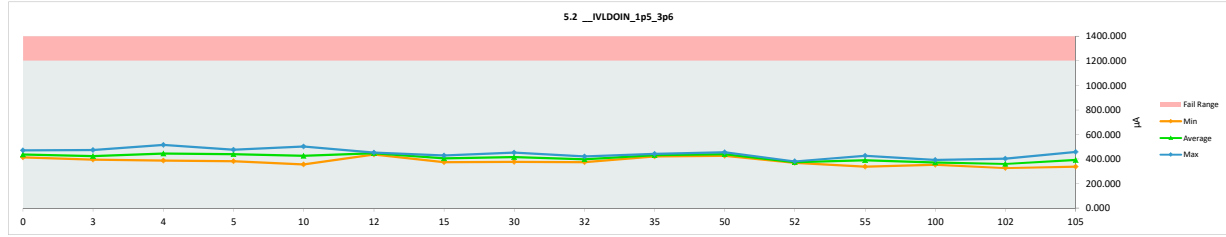
HDR TID Report
TPS7H3302-SP QML CALSS P

| 5.2_IVLDOIN_1p5_3p6 | | | | |
|---------------------|----------|-------------|---------|-----------|
| Test Site | Tester | Test Number | Unit | Max Limit |
| | | | µA | 1200 |
| | | | µA | 1200 |
| | | | | |
| Krad(Si) | Serial # | PRE | POST | Delta |
| 0 | 775 | 413.000 | 414.000 | 1.000 |
| 0 | 1088 | 465.000 | 472.000 | 7.000 |
| 0 | 1106 | 421.000 | 427.000 | 6.000 |
| 3 | 817 | 407.000 | 405.000 | -2.000 |
| 3 | 825 | 396.000 | 396.000 | 0.000 |
| 3 | 833 | 477.000 | 473.000 | -4.000 |
| 4 | 547 | 438.000 | 435.000 | -3.000 |
| 4 | 645 | 387.000 | 386.000 | -1.000 |
| 4 | 788 | 520.000 | 515.000 | -5.000 |
| 5 | 959 | 466.000 | 461.000 | -5.000 |
| 5 | 991 | 455.000 | 453.000 | -2.000 |
| 5 | 1000 | 479.000 | 476.000 | -3.000 |
| 5 | 1011 | 440.000 | 435.000 | -5.000 |
| 5 | 1087 | 431.000 | 427.000 | -4.000 |
| 5 | 1097 | 387.000 | 382.000 | -5.000 |
| 10 | 180 | 509.000 | 502.000 | -7.000 |
| 10 | 236 | 360.000 | 355.000 | -5.000 |
| 10 | 246 | 427.000 | 420.000 | -7.000 |
| 12 | 190 | 459.000 | 453.000 | -6.000 |
| 12 | 266 | 444.000 | 437.000 | -7.000 |
| 12 | 308 | 456.000 | 452.000 | -4.000 |
| 15 | 848 | 398.000 | 396.000 | -2.000 |
| 15 | 878 | 431.000 | 425.000 | -6.000 |
| 15 | 880 | 435.000 | 430.000 | -5.000 |
| 15 | 942 | 412.000 | 409.000 | -3.000 |
| 15 | 947 | 376.000 | 373.000 | -3.000 |
| 15 | 962 | 401.000 | 397.000 | -4.000 |
| 30 | 1141 | 433.000 | 420.000 | -13.000 |
| 30 | 1242 | 474.000 | 453.000 | -21.000 |
| 30 | 1417 | 392.000 | 377.000 | -15.000 |
| 32 | 1126 | 413.000 | 401.000 | -12.000 |
| 32 | 1165 | 435.000 | 420.000 | -15.000 |
| 32 | 1300 | 388.000 | 374.000 | -14.000 |
| 35 | 376 | 446.000 | 433.000 | -13.000 |
| 35 | 405 | 441.000 | 424.000 | -17.000 |
| 35 | 425 | 432.000 | 421.000 | -11.000 |
| 35 | 492 | 451.000 | 438.000 | -13.000 |
| 35 | 501 | 435.000 | 423.000 | -12.000 |
| 35 | 521 | 457.000 | 443.000 | -14.000 |
| 50 | 300 | 478.000 | 455.000 | -23.000 |
| 50 | 756 | 450.000 | 433.000 | -17.000 |
| 50 | 1100 | 455.000 | 427.000 | -28.000 |
| 52 | 451 | 385.000 | 369.000 | -16.000 |
| 52 | 587 | 399.000 | 372.000 | -27.000 |
| 52 | 956 | 405.000 | 381.000 | -24.000 |
| 55 | 198 | 447.000 | 426.000 | -21.000 |
| 55 | 220 | 445.000 | 425.000 | -20.000 |
| 55 | 665 | 376.000 | 360.000 | -16.000 |
| 55 | 818 | 423.000 | 402.000 | -21.000 |
| 55 | 1057 | 357.000 | 339.000 | -18.000 |
| 55 | 1137 | 406.000 | 385.000 | -21.000 |
| 100 | 448 | 387.000 | 353.000 | -34.000 |
| 100 | 938 | 428.000 | 392.000 | -36.000 |
| 100 | 1051 | 417.000 | 373.000 | -44.000 |
| 102 | 921 | 351.000 | 352.000 | 1.000 |
| 102 | 1113 | 366.000 | 326.000 | -40.000 |
| 102 | 1234 | 446.000 | 402.000 | -44.000 |
| 105 | 194 | 361.000 | 337.000 | -24.000 |
| 105 | 367 | 431.000 | 390.000 | -41.000 |
| 105 | 440 | 418.000 | 382.000 | -36.000 |
| 105 | 477 | 503.000 | 457.000 | -46.000 |
| 105 | 556 | 382.000 | 351.000 | -31.000 |
| 105 | 1213 | 469.000 | 433.000 | -36.000 |
| | Max | 520.000 | 515.000 | 7.000 |
| | Average | 426.540 | 411.984 | -14.556 |
| | Min | 351.000 | 326.000 | -46.000 |
| | Std Dev | 37.900 | 40.200 | 13.335 |



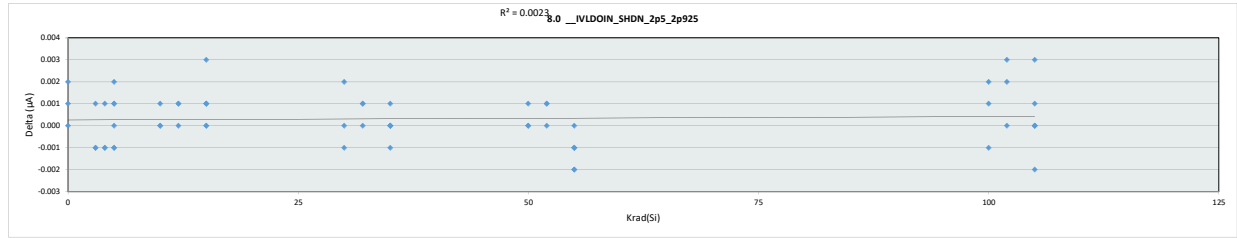
| 5.2_IVLDOIN_1p5_3p6 | | | | | |
|---------------------|--------|-------------|---------|-----------|----|
| Test Site | Tester | Test Number | Unit | Max Limit | |
| | | | µA | 1200 | |
| | | | µA | 1200 | |
| | | | | | |
| Krad(Si) | LL | Min | Average | Max | UL |

| | | | | | | | | | | | | | | | |
|----------|----------|----------|----------|----------|----------|----------|----------|----------|----------|----------|----------|----------|----------|----------|----------|
| 0 | 3 | 4 | 5 | 10 | 12 | 15 | 30 | 32 | 35 | 50 | 52 | 55 | 100 | 102 | 105 |
| 414.000 | 396.000 | 386.000 | 382.000 | 355.000 | 437.000 | 373.000 | 377.000 | 374.000 | 421.000 | 427.000 | 369.000 | 339.000 | 353.000 | 326.000 | 337.000 |
| 437.667 | 424.667 | 445.333 | 439.000 | 425.667 | 447.333 | 405.000 | 416.667 | 398.333 | 430.333 | 438.333 | 374.000 | 389.500 | 372.667 | 360.000 | 391.667 |
| 472.000 | 473.000 | 515.000 | 476.000 | 502.000 | 453.000 | 430.000 | 453.000 | 420.000 | 443.000 | 455.000 | 381.000 | 426.000 | 392.000 | 402.000 | 457.000 |
| 1200.000 | 1200.000 | 1200.000 | 1200.000 | 1200.000 | 1200.000 | 1200.000 | 1200.000 | 1200.000 | 1200.000 | 1200.000 | 1200.000 | 1200.000 | 1200.000 | 1200.000 | 1200.000 |

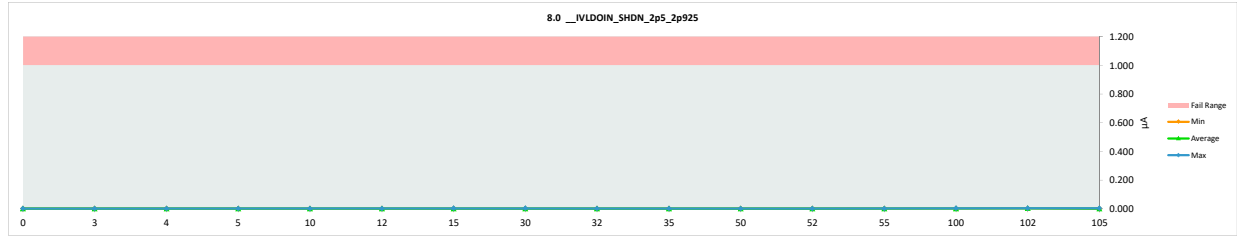


HDR TID Report
TPS7H3302-SP QML CALSS P

| 8.0_IVLDOIN_SHDN_2p5_2p925 | | | | |
|----------------------------|----------|-------------|-------|-----------|
| Test Site | Tester | Test Number | Unit | Max Limit |
| | | | µA | 1 |
| | | | µA | 1 |
| Krad(Si) | Serial # | PRE | POST | Delta |
| 0 | 775 | 0.000 | 0.001 | 0.001 |
| 0 | 1088 | 0.000 | 0.002 | 0.002 |
| 0 | 1106 | 0.000 | 0.000 | 0.000 |
| 3 | 817 | 0.000 | 0.001 | 0.001 |
| 3 | 825 | 0.001 | 0.000 | -0.001 |
| 3 | 833 | 0.001 | 0.000 | -0.001 |
| 4 | 847 | 0.000 | 0.001 | 0.001 |
| 4 | 645 | 0.001 | 0.000 | -0.001 |
| 4 | 788 | 0.001 | 0.000 | -0.001 |
| 5 | 959 | 0.001 | 0.000 | -0.001 |
| 5 | 991 | 0.001 | 0.002 | 0.001 |
| 5 | 1000 | 0.001 | 0.001 | 0.000 |
| 5 | 1011 | 0.001 | 0.000 | -0.001 |
| 5 | 1087 | 0.001 | 0.002 | 0.001 |
| 5 | 1097 | 0.000 | 0.002 | 0.002 |
| 10 | 180 | 0.000 | 0.001 | 0.001 |
| 10 | 236 | 0.001 | 0.001 | 0.000 |
| 10 | 246 | 0.000 | 0.000 | 0.000 |
| 12 | 190 | 0.000 | 0.001 | 0.001 |
| 12 | 266 | 0.000 | 0.000 | 0.000 |
| 12 | 308 | 0.000 | 0.001 | 0.001 |
| 15 | 848 | 0.001 | 0.001 | 0.000 |
| 15 | 878 | 0.000 | 0.001 | 0.001 |
| 15 | 880 | 0.001 | 0.001 | 0.000 |
| 15 | 942 | 0.000 | 0.001 | 0.001 |
| 15 | 947 | 0.000 | 0.001 | 0.001 |
| 15 | 962 | 0.000 | 0.003 | 0.003 |
| 30 | 1141 | 0.001 | 0.001 | 0.000 |
| 30 | 1242 | 0.001 | 0.003 | 0.002 |
| 30 | 1417 | 0.001 | 0.000 | -0.001 |
| 32 | 1126 | 0.001 | 0.001 | 0.000 |
| 32 | 1165 | 0.000 | 0.001 | 0.001 |
| 32 | 1300 | 0.000 | 0.001 | 0.001 |
| 35 | 376 | 0.002 | 0.001 | -0.001 |
| 35 | 405 | 0.001 | 0.001 | 0.000 |
| 35 | 425 | 0.001 | 0.001 | 0.000 |
| 35 | 492 | 0.001 | 0.002 | 0.001 |
| 35 | 501 | 0.001 | 0.001 | 0.000 |
| 35 | 521 | 0.001 | 0.001 | 0.000 |
| 50 | 300 | 0.001 | 0.001 | 0.000 |
| 50 | 756 | 0.001 | 0.001 | 0.000 |
| 50 | 1100 | 0.001 | 0.002 | 0.001 |
| 52 | 451 | 0.002 | 0.002 | 0.000 |
| 52 | 587 | 0.000 | 0.001 | 0.001 |
| 52 | 956 | 0.000 | 0.001 | 0.001 |
| 55 | 198 | 0.002 | 0.001 | -0.001 |
| 55 | 220 | 0.002 | 0.000 | -0.002 |
| 55 | 665 | 0.001 | 0.001 | 0.000 |
| 55 | 818 | 0.002 | 0.000 | -0.002 |
| 55 | 1057 | 0.001 | 0.000 | -0.001 |
| 55 | 1137 | 0.002 | 0.001 | -0.001 |
| 100 | 448 | 0.001 | 0.002 | 0.001 |
| 100 | 938 | 0.001 | 0.000 | -0.001 |
| 100 | 1051 | 0.001 | 0.003 | 0.002 |
| 102 | 921 | 0.000 | 0.003 | 0.003 |
| 102 | 1113 | 0.002 | 0.002 | 0.000 |
| 102 | 1234 | 0.000 | 0.002 | 0.002 |
| 105 | 194 | 0.002 | 0.002 | 0.000 |
| 105 | 367 | 0.001 | 0.001 | 0.000 |
| 105 | 440 | 0.002 | 0.000 | -0.002 |
| 105 | 477 | 0.001 | 0.004 | 0.003 |
| 105 | 556 | 0.001 | 0.002 | 0.001 |
| 105 | 1213 | 0.002 | 0.002 | 0.000 |
| | Max | 0.002 | 0.004 | 0.003 |
| | Average | 0.001 | 0.001 | 0.000 |
| | Min | 0.000 | 0.000 | -0.002 |
| | Std Dev | 0.001 | 0.001 | 0.001 |

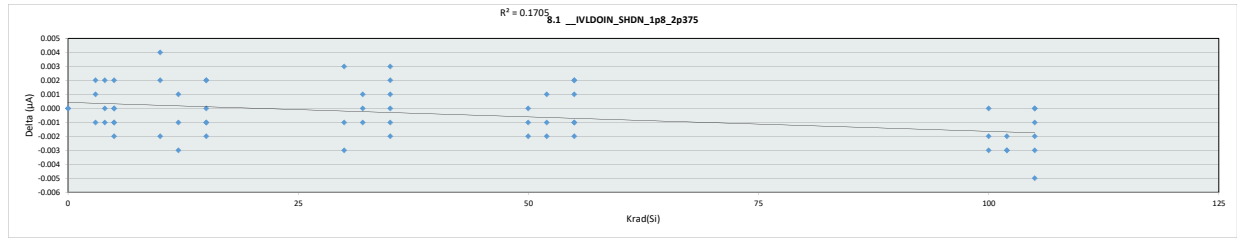


| 8.0_IVLDOIN_SHDN_2p5_2p925 | | | | | | | | | | | | | | | | | | | | | |
|----------------------------|--------|-------------|---------|-----------|-----------|-------|-------|-------|-------|-------|-------|-------|-------|-------|-------|-------|-------|-------|-------|-------|-------|
| Test Site | Tester | Test Number | Unit | Max Limit | Min Limit | | | | | | | | | | | | | | | | |
| | | | µA | 1 | | | | | | | | | | | | | | | | | |
| | | | µA | 1 | | | | | | | | | | | | | | | | | |
| Krad(Si) | LL | Min | Average | Max | UL | 3 | 4 | 5 | 10 | 12 | 15 | 30 | 32 | 35 | 50 | 52 | 55 | 100 | 102 | 105 | |
| | 0.001 | 0.001 | 0.001 | 0.001 | 1.000 | 0.001 | 0.001 | 0.000 | 0.001 | 0.001 | 0.001 | 0.001 | 0.001 | 0.001 | 0.001 | 0.001 | 0.001 | 0.001 | 0.002 | 0.002 | 0.001 |
| | 0.001 | 0.000 | 0.000 | 0.001 | 1.000 | 0.001 | 0.001 | 0.001 | 0.001 | 0.001 | 0.003 | 0.003 | 0.001 | 0.001 | 0.001 | 0.001 | 0.001 | 0.001 | 0.002 | 0.002 | 0.002 |
| | 0.002 | 0.001 | 0.001 | 0.001 | 1.000 | 0.002 | 0.002 | 0.002 | 0.001 | 0.001 | 0.003 | 0.003 | 0.001 | 0.002 | 0.002 | 0.002 | 0.001 | 0.003 | 0.003 | 0.003 | 0.004 |
| | 1.000 | 1.000 | 1.000 | 1.000 | 1.000 | 1.000 | 1.000 | 1.000 | 1.000 | 1.000 | 1.000 | 1.000 | 1.000 | 1.000 | 1.000 | 1.000 | 1.000 | 1.000 | 1.000 | 1.000 | 1.000 |



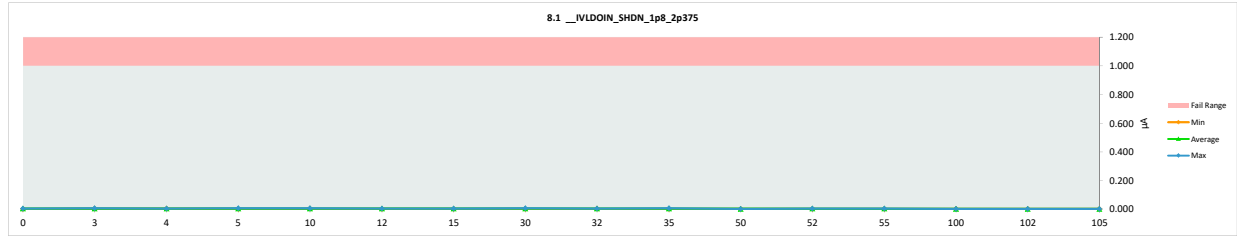
HDR TID Report
TPS7H3302-SP QML CALSS P

| 8.1_IVLDOIN_SHDN_1p8_2p375 | | | | |
|----------------------------|----------|-------|-------|--------|
| Test Site | | | | |
| Tester | | | | |
| Test Number | | | | |
| Unit | | µA | µA | |
| Max Limit | | 1 | 1 | |
| Min Limit | | | | |
| Krad(Si) | Serial # | PRE | POST | Delta |
| 0 | 775 | 0.002 | 0.002 | 0.000 |
| 0 | 1088 | 0.003 | 0.003 | 0.000 |
| 0 | 1106 | 0.003 | 0.003 | 0.000 |
| 3 | 817 | 0.003 | 0.005 | 0.002 |
| 3 | 825 | 0.003 | 0.004 | 0.001 |
| 3 | 833 | 0.004 | 0.003 | -0.001 |
| 4 | 547 | 0.002 | 0.004 | 0.002 |
| 4 | 645 | 0.003 | 0.003 | 0.000 |
| 4 | 788 | 0.004 | 0.003 | -0.001 |
| 5 | 959 | 0.004 | 0.006 | 0.002 |
| 5 | 991 | 0.004 | 0.003 | -0.001 |
| 5 | 1000 | 0.004 | 0.002 | -0.002 |
| 5 | 1011 | 0.003 | 0.002 | -0.001 |
| 5 | 1087 | 0.002 | 0.002 | 0.000 |
| 5 | 1097 | 0.003 | 0.003 | 0.000 |
| 10 | 180 | 0.005 | 0.003 | -0.002 |
| 10 | 236 | 0.002 | 0.006 | 0.004 |
| 10 | 246 | 0.002 | 0.004 | 0.002 |
| 12 | 190 | 0.002 | 0.003 | 0.001 |
| 12 | 266 | 0.004 | 0.003 | -0.001 |
| 12 | 308 | 0.004 | 0.001 | -0.003 |
| 15 | 848 | 0.005 | 0.003 | -0.002 |
| 15 | 878 | 0.003 | 0.002 | -0.001 |
| 15 | 880 | 0.004 | 0.004 | 0.000 |
| 15 | 942 | 0.004 | 0.003 | -0.001 |
| 15 | 947 | 0.001 | 0.003 | 0.002 |
| 15 | 962 | 0.002 | 0.004 | 0.002 |
| 30 | 1141 | 0.004 | 0.001 | -0.003 |
| 30 | 1242 | 0.004 | 0.003 | -0.001 |
| 30 | 1417 | 0.002 | 0.005 | 0.003 |
| 32 | 1126 | 0.004 | 0.003 | -0.001 |
| 32 | 1155 | 0.003 | 0.003 | 0.000 |
| 32 | 1300 | 0.003 | 0.004 | 0.001 |
| 35 | 376 | 0.003 | 0.002 | -0.001 |
| 35 | 405 | 0.004 | 0.002 | -0.002 |
| 35 | 425 | 0.004 | 0.005 | 0.001 |
| 35 | 492 | 0.001 | 0.004 | 0.003 |
| 35 | 501 | 0.003 | 0.005 | 0.002 |
| 35 | 521 | 0.003 | 0.003 | 0.000 |
| 50 | 300 | 0.002 | 0.002 | 0.000 |
| 50 | 756 | 0.004 | 0.002 | -0.002 |
| 50 | 1100 | 0.003 | 0.002 | -0.001 |
| 52 | 451 | 0.003 | 0.004 | 0.001 |
| 52 | 587 | 0.003 | 0.002 | -0.001 |
| 52 | 956 | 0.004 | 0.002 | -0.002 |
| 55 | 198 | 0.001 | 0.003 | 0.002 |
| 55 | 220 | 0.004 | 0.002 | -0.002 |
| 55 | 665 | 0.001 | 0.003 | 0.002 |
| 55 | 818 | 0.004 | 0.003 | -0.001 |
| 55 | 1057 | 0.003 | 0.004 | 0.001 |
| 55 | 1137 | 0.003 | 0.002 | -0.001 |
| 100 | 448 | 0.005 | 0.002 | -0.003 |
| 100 | 938 | 0.002 | 0.002 | 0.000 |
| 100 | 1051 | 0.003 | 0.001 | -0.002 |
| 102 | 921 | 0.003 | 0.001 | -0.002 |
| 102 | 1113 | 0.004 | 0.001 | -0.003 |
| 102 | 1234 | 0.003 | 0.003 | -0.003 |
| 105 | 194 | 0.002 | 0.002 | 0.000 |
| 105 | 367 | 0.003 | 0.000 | -0.003 |
| 105 | 440 | 0.006 | 0.001 | -0.005 |
| 105 | 477 | 0.002 | 0.001 | -0.001 |
| 105 | 556 | 0.004 | 0.002 | -0.002 |
| 105 | 1213 | 0.001 | 0.001 | 0.000 |
| | Max | 0.006 | 0.006 | 0.004 |
| | Average | 0.003 | 0.003 | 0.000 |
| | Min | 0.001 | 0.000 | -0.005 |
| | Std Dev | 0.001 | 0.001 | 0.002 |



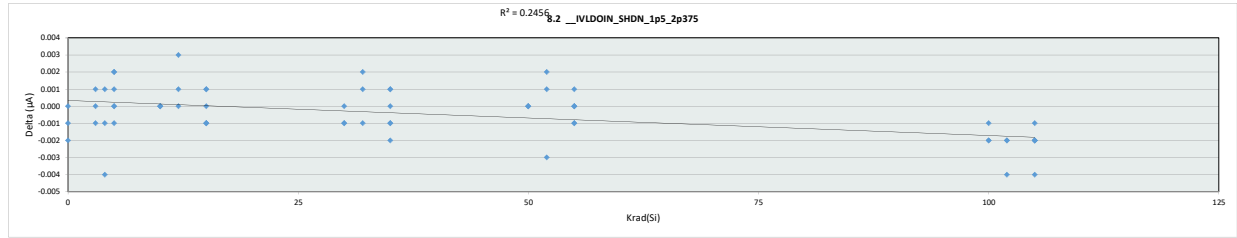
| 8.1_IVLDOIN_SHDN_1p8_2p375 | | | | |
|----------------------------|--|----|----|--|
| Test Site | | | | |
| Tester | | | | |
| Test Number | | | | |
| Unit | | µA | µA | |
| Max Limit | | 1 | 1 | |
| Min Limit | | | | |

| Krad(Si) | 0 | 3 | 4 | 5 | 10 | 12 | 15 | 30 | 32 | 35 | 50 | 52 | 55 | 100 | 102 | 105 |
|----------|-------|-------|-------|-------|-------|-------|-------|-------|-------|-------|-------|-------|-------|-------|-------|-------|
| LL | | | | | | | | | | | | | | | | |
| Min | 0.002 | 0.003 | 0.003 | 0.002 | 0.003 | 0.001 | 0.002 | 0.001 | 0.003 | 0.002 | 0.002 | 0.002 | 0.002 | 0.001 | 0.001 | 0.001 |
| Average | 0.003 | 0.004 | 0.003 | 0.003 | 0.004 | 0.002 | 0.003 | 0.003 | 0.003 | 0.004 | 0.002 | 0.003 | 0.003 | 0.002 | 0.001 | 0.001 |
| Max | 0.003 | 0.005 | 0.004 | 0.006 | 0.006 | 0.003 | 0.004 | 0.005 | 0.004 | 0.005 | 0.002 | 0.004 | 0.004 | 0.002 | 0.001 | 0.002 |
| UL | 1.000 | 1.000 | 1.000 | 1.000 | 1.000 | 1.000 | 1.000 | 1.000 | 1.000 | 1.000 | 1.000 | 1.000 | 1.000 | 1.000 | 1.000 | 1.000 |



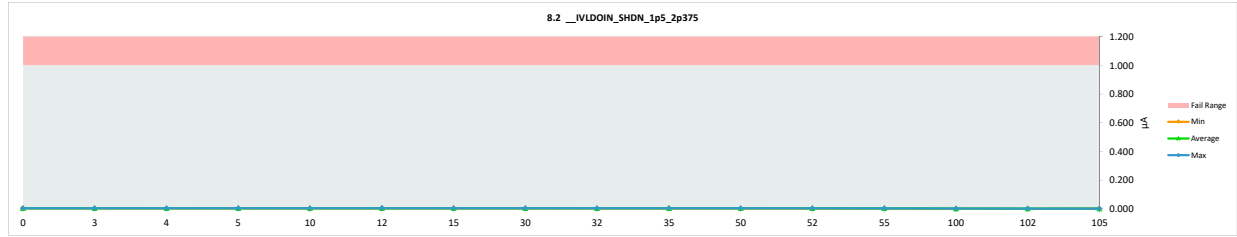
HDR TID Report
TPS7H3302-SP QML CALSS P

| 8.2_IVLDOIN_SHDN_1p5_2p375 | | | | |
|----------------------------|----------|-------------|-------|-----------|
| Test Site | Tester | Test Number | Unit | Max Limit |
| | | | µA | 1 |
| | | | µA | 1 |
| | | | | |
| Krad(Si) | Serial # | PRE | POST | Delta |
| 0 | 775 | 0.003 | 0.003 | 0.000 |
| 0 | 1088 | 0.004 | 0.003 | -0.001 |
| 0 | 1106 | 0.005 | 0.003 | -0.002 |
| 3 | 817 | 0.003 | 0.004 | 0.001 |
| 3 | 825 | 0.005 | 0.004 | -0.001 |
| 3 | 833 | 0.004 | 0.004 | 0.000 |
| 4 | 847 | 0.004 | 0.000 | -0.004 |
| 4 | 645 | 0.003 | 0.004 | 0.001 |
| 4 | 788 | 0.004 | 0.003 | -0.001 |
| 5 | 959 | 0.002 | 0.004 | 0.002 |
| 5 | 991 | 0.004 | 0.004 | 0.000 |
| 5 | 1000 | 0.002 | 0.004 | 0.002 |
| 5 | 1011 | 0.003 | 0.004 | 0.001 |
| 5 | 1087 | 0.003 | 0.003 | 0.000 |
| 5 | 1097 | 0.004 | 0.003 | -0.001 |
| 10 | 180 | 0.004 | 0.004 | 0.000 |
| 10 | 236 | 0.004 | 0.004 | 0.000 |
| 10 | 246 | 0.002 | 0.002 | 0.000 |
| 12 | 190 | 0.002 | 0.005 | 0.003 |
| 12 | 266 | 0.002 | 0.003 | 0.001 |
| 12 | 308 | 0.003 | 0.003 | 0.000 |
| 15 | 848 | 0.004 | 0.003 | -0.001 |
| 15 | 878 | 0.004 | 0.004 | 0.000 |
| 15 | 880 | 0.004 | 0.003 | -0.001 |
| 15 | 942 | 0.002 | 0.003 | 0.001 |
| 15 | 947 | 0.004 | 0.003 | -0.001 |
| 15 | 962 | 0.003 | 0.004 | 0.001 |
| 30 | 1141 | 0.005 | 0.004 | -0.001 |
| 30 | 1242 | 0.003 | 0.003 | 0.000 |
| 30 | 1417 | 0.004 | 0.003 | -0.001 |
| 32 | 1126 | 0.002 | 0.004 | 0.002 |
| 32 | 1165 | 0.003 | 0.004 | 0.001 |
| 32 | 1300 | 0.003 | 0.002 | -0.001 |
| 35 | 376 | 0.004 | 0.003 | -0.001 |
| 35 | 405 | 0.002 | 0.003 | 0.001 |
| 35 | 425 | 0.005 | 0.003 | -0.002 |
| 35 | 492 | 0.005 | 0.004 | -0.001 |
| 35 | 501 | 0.002 | 0.003 | 0.001 |
| 35 | 521 | 0.003 | 0.003 | 0.000 |
| 50 | 300 | 0.004 | 0.004 | 0.000 |
| 50 | 756 | 0.002 | 0.002 | 0.000 |
| 50 | 1100 | 0.002 | 0.002 | 0.000 |
| 52 | 451 | 0.004 | 0.001 | -0.003 |
| 52 | 587 | 0.002 | 0.003 | 0.001 |
| 52 | 956 | 0.002 | 0.004 | 0.002 |
| 55 | 198 | 0.003 | 0.002 | -0.001 |
| 55 | 220 | 0.003 | 0.002 | -0.001 |
| 55 | 665 | 0.003 | 0.004 | 0.001 |
| 55 | 818 | 0.003 | 0.003 | 0.000 |
| 55 | 1057 | 0.003 | 0.003 | 0.000 |
| 55 | 1137 | 0.001 | 0.001 | 0.000 |
| 100 | 448 | 0.002 | 0.000 | -0.002 |
| 100 | 938 | 0.003 | 0.002 | -0.001 |
| 100 | 1051 | 0.003 | 0.001 | -0.002 |
| 102 | 921 | 0.002 | 0.000 | -0.002 |
| 102 | 1113 | 0.003 | 0.001 | -0.002 |
| 102 | 1234 | 0.004 | 0.000 | -0.004 |
| 105 | 194 | 0.005 | 0.001 | -0.004 |
| 105 | 367 | 0.003 | 0.001 | -0.002 |
| 105 | 440 | 0.004 | 0.002 | -0.002 |
| 105 | 477 | 0.003 | 0.001 | -0.002 |
| 105 | 556 | 0.002 | 0.001 | -0.001 |
| 105 | 1213 | 0.002 | 0.000 | -0.002 |
| | Max | 0.005 | 0.005 | 0.003 |
| | Average | 0.003 | 0.003 | 0.000 |
| | Min | 0.001 | 0.000 | -0.004 |
| | Std Dev | 0.001 | 0.001 | 0.001 |



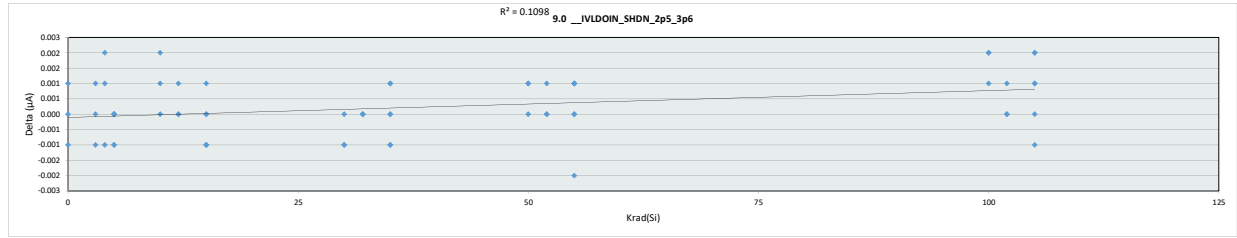
| 8.2_IVLDOIN_SHDN_1p5_2p375 | | | | |
|----------------------------|--------|-------------|------|-----------|
| Test Site | Tester | Test Number | Unit | Max Limit |
| | | | µA | 1 |
| | | | µA | 1 |
| | | | | |

| Krad(Si) | 0 | 3 | 4 | 5 | 10 | 12 | 15 | 30 | 32 | 35 | 50 | 52 | 55 | 100 | 102 | 105 |
|----------|-------|-------|-------|-------|-------|-------|-------|-------|-------|-------|-------|-------|-------|-------|-------|-------|
| LL | 0.003 | 0.004 | 0.000 | 0.003 | 0.002 | 0.003 | 0.003 | 0.003 | 0.002 | 0.003 | 0.002 | 0.001 | 0.001 | 0.000 | 0.000 | 0.001 |
| Min | 0.003 | 0.004 | 0.002 | 0.004 | 0.003 | 0.004 | 0.003 | 0.003 | 0.003 | 0.003 | 0.003 | 0.003 | 0.003 | 0.001 | 0.003 | 0.001 |
| Average | 0.003 | 0.004 | 0.002 | 0.004 | 0.004 | 0.004 | 0.004 | 0.004 | 0.004 | 0.004 | 0.004 | 0.004 | 0.004 | 0.004 | 0.004 | 0.002 |
| Max | 0.003 | 0.004 | 0.004 | 0.004 | 0.004 | 0.004 | 0.005 | 0.004 | 0.004 | 0.004 | 0.004 | 0.004 | 0.004 | 0.004 | 0.004 | 0.001 |
| UL | 1.000 | 1.000 | 1.000 | 1.000 | 1.000 | 1.000 | 1.000 | 1.000 | 1.000 | 1.000 | 1.000 | 1.000 | 1.000 | 1.000 | 1.000 | 1.000 |



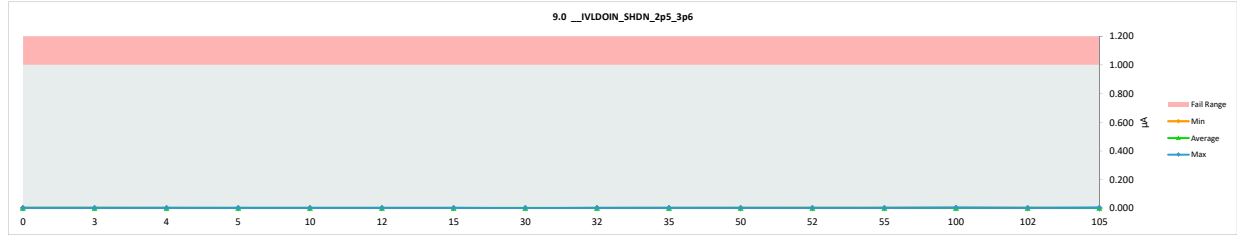
HDR TID Report
TPS7H3302-SP QML CALSS P

| 9.0_IVLDOIN_SHDN_2p5_3p6 | | | | |
|--------------------------|----------|-------------|-------|-----------|
| Test Site | Tester | Test Number | Unit | Max Limit |
| | | | µA | 1 |
| | | | µA | 1 |
| Krad(Si) | Serial # | PRE | POST | Delta |
| 0 | 775 | 0.000 | 0.001 | 0.001 |
| 0 | 1088 | 0.002 | 0.002 | 0.000 |
| 0 | 1106 | 0.002 | 0.001 | -0.001 |
| 3 | 817 | 0.001 | 0.002 | 0.001 |
| 3 | 825 | 0.001 | 0.000 | -0.001 |
| 3 | 833 | 0.000 | 0.000 | 0.000 |
| 4 | 847 | 0.000 | 0.001 | 0.001 |
| 4 | 645 | 0.000 | 0.002 | 0.002 |
| 4 | 788 | 0.001 | 0.000 | -0.001 |
| 5 | 959 | 0.001 | 0.000 | -0.001 |
| 5 | 991 | 0.001 | 0.000 | -0.001 |
| 5 | 1000 | 0.001 | 0.001 | 0.000 |
| 5 | 1011 | 0.001 | 0.001 | 0.000 |
| 5 | 1087 | 0.001 | 0.001 | 0.000 |
| 5 | 1097 | 0.001 | 0.001 | 0.000 |
| 10 | 180 | 0.000 | 0.000 | 0.000 |
| 10 | 236 | 0.000 | 0.002 | 0.002 |
| 10 | 246 | 0.000 | 0.001 | 0.001 |
| 12 | 190 | 0.000 | 0.000 | 0.000 |
| 12 | 266 | 0.000 | 0.001 | 0.001 |
| 12 | 308 | 0.000 | 0.000 | 0.000 |
| 15 | 848 | 0.001 | 0.001 | 0.000 |
| 15 | 878 | 0.001 | 0.000 | -0.001 |
| 15 | 880 | 0.001 | 0.000 | -0.001 |
| 15 | 942 | 0.000 | 0.001 | 0.001 |
| 15 | 947 | 0.001 | 0.000 | -0.001 |
| 15 | 962 | 0.000 | 0.000 | 0.000 |
| 30 | 1141 | 0.001 | 0.000 | -0.001 |
| 30 | 1242 | 0.001 | 0.000 | -0.001 |
| 30 | 1417 | 0.000 | 0.000 | 0.000 |
| 32 | 1126 | 0.000 | 0.000 | 0.000 |
| 32 | 1165 | 0.001 | 0.001 | 0.000 |
| 32 | 1300 | 0.000 | 0.000 | 0.000 |
| 35 | 376 | 0.000 | 0.001 | 0.001 |
| 35 | 405 | 0.002 | 0.001 | -0.001 |
| 35 | 425 | 0.002 | 0.001 | -0.001 |
| 35 | 492 | 0.000 | 0.001 | 0.001 |
| 35 | 501 | 0.001 | 0.001 | 0.000 |
| 35 | 521 | 0.001 | 0.001 | 0.000 |
| 50 | 300 | 0.000 | 0.001 | 0.001 |
| 50 | 756 | 0.000 | 0.001 | 0.001 |
| 50 | 1100 | 0.001 | 0.001 | 0.000 |
| 52 | 451 | 0.001 | 0.001 | 0.000 |
| 52 | 587 | 0.000 | 0.000 | 0.000 |
| 52 | 956 | 0.000 | 0.001 | 0.001 |
| 55 | 198 | 0.001 | 0.002 | 0.001 |
| 55 | 220 | 0.001 | 0.002 | 0.001 |
| 55 | 665 | 0.001 | 0.001 | 0.000 |
| 55 | 818 | 0.002 | 0.000 | -0.002 |
| 55 | 1057 | 0.001 | 0.001 | 0.000 |
| 55 | 1137 | 0.000 | 0.001 | 0.001 |
| 100 | 448 | 0.001 | 0.003 | 0.002 |
| 100 | 938 | 0.000 | 0.002 | 0.002 |
| 100 | 1051 | 0.000 | 0.001 | 0.001 |
| 102 | 921 | 0.001 | 0.002 | 0.001 |
| 102 | 1113 | 0.000 | 0.000 | 0.000 |
| 102 | 1234 | 0.001 | 0.001 | 0.000 |
| 105 | 194 | 0.001 | 0.000 | -0.001 |
| 105 | 367 | 0.001 | 0.002 | 0.001 |
| 105 | 440 | 0.001 | 0.002 | 0.001 |
| 105 | 477 | 0.001 | 0.003 | 0.002 |
| 105 | 556 | 0.001 | 0.003 | 0.002 |
| 105 | 1213 | 0.001 | 0.001 | 0.000 |
| | Max | 0.002 | 0.003 | 0.002 |
| | Average | 0.001 | 0.001 | 0.000 |
| | Min | 0.000 | 0.000 | -0.002 |
| | Std Dev | 0.001 | 0.001 | 0.001 |



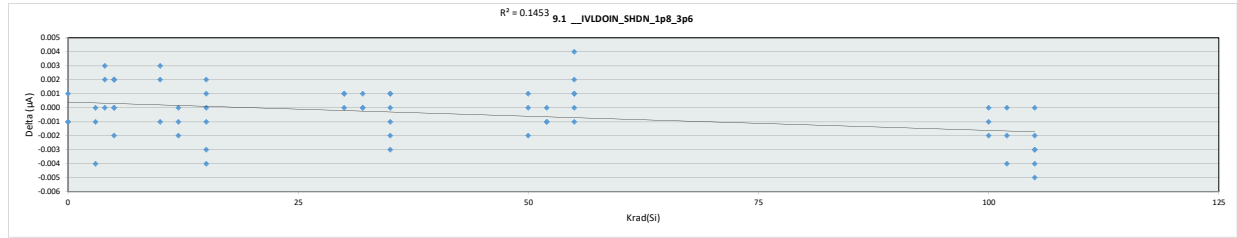
| 9.0_IVLDOIN_SHDN_2p5_3p6 | | | | |
|--------------------------|--------|-------------|------|-----------|
| Test Site | Tester | Test Number | Unit | Max Limit |
| | | | µA | 1 |
| | | | µA | 1 |

| Krad(Si) | 0 | 3 | 4 | 5 | 10 | 12 | 15 | 30 | 32 | 35 | 50 | 52 | 55 | 100 | 102 | 105 |
|----------|-------|-------|-------|-------|-------|-------|-------|-------|-------|-------|-------|-------|-------|-------|-------|-------|
| LL | 0.001 | 0.002 | 0.001 | 0.000 | 0.000 | 0.000 | 0.000 | 0.001 | 0.000 | 0.000 | 0.001 | 0.001 | 0.001 | 0.001 | 0.001 | 0.000 |
| Min | 0.001 | 0.001 | 0.001 | 0.001 | 0.001 | 0.001 | 0.000 | 0.000 | 0.000 | 0.001 | 0.001 | 0.001 | 0.001 | 0.001 | 0.001 | 0.002 |
| Average | 0.002 | 0.002 | 0.002 | 0.001 | 0.002 | 0.001 | 0.001 | 0.001 | 0.001 | 0.001 | 0.001 | 0.001 | 0.001 | 0.001 | 0.002 | 0.003 |
| Max | 0.002 | 0.002 | 0.002 | 0.001 | 0.002 | 0.001 | 0.001 | 0.001 | 0.001 | 0.001 | 0.001 | 0.001 | 0.001 | 0.001 | 0.002 | 0.003 |
| UL | 1.000 | 1.000 | 1.000 | 1.000 | 1.000 | 1.000 | 1.000 | 1.000 | 1.000 | 1.000 | 1.000 | 1.000 | 1.000 | 1.000 | 1.000 | 1.000 |



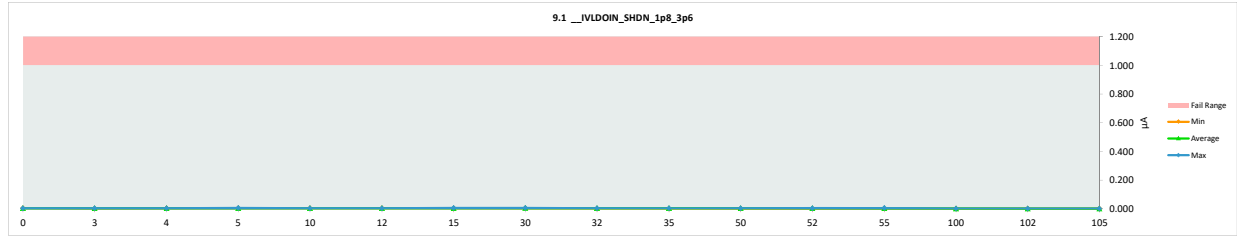
HDR TID Report
TPS7H3302-SP QML CALSS P

| 9.1_IVLDOIN_SHDN_1p8_3p6 | | | | |
|--------------------------|----------|-------|-------|--------|
| Test Site | | | | |
| Tester | | | | |
| Test Number | | | | |
| Unit | µA | µA | | |
| Max Limit | 1 | 1 | | |
| Min Limit | | | | |
| Krad(Si) | Serial # | PRE | POST | Delta |
| 0 | 775 | 0.004 | 0.003 | -0.001 |
| 0 | 1088 | 0.003 | 0.004 | 0.001 |
| 0 | 1106 | 0.004 | 0.003 | -0.001 |
| 3 | 817 | 0.003 | 0.003 | 0.000 |
| 3 | 825 | 0.006 | 0.002 | -0.004 |
| 3 | 833 | 0.003 | 0.002 | -0.001 |
| 4 | 847 | 0.002 | 0.004 | 0.002 |
| 4 | 645 | 0.001 | 0.004 | 0.003 |
| 4 | 788 | 0.003 | 0.003 | 0.000 |
| 5 | 959 | 0.004 | 0.006 | 0.002 |
| 5 | 991 | 0.003 | 0.005 | 0.002 |
| 5 | 1000 | 0.002 | 0.004 | 0.002 |
| 5 | 1011 | 0.004 | 0.004 | 0.000 |
| 5 | 1087 | 0.004 | 0.004 | 0.000 |
| 5 | 1097 | 0.005 | 0.003 | -0.002 |
| 10 | 180 | 0.004 | 0.003 | -0.001 |
| 10 | 236 | 0.001 | 0.004 | 0.003 |
| 10 | 246 | 0.002 | 0.004 | 0.002 |
| 12 | 190 | 0.005 | 0.003 | -0.002 |
| 12 | 266 | 0.004 | 0.003 | -0.001 |
| 12 | 308 | 0.003 | 0.003 | 0.000 |
| 15 | 848 | 0.006 | 0.002 | -0.004 |
| 15 | 878 | 0.004 | 0.004 | 0.000 |
| 15 | 880 | 0.002 | 0.003 | 0.001 |
| 15 | 942 | 0.005 | 0.002 | -0.003 |
| 15 | 947 | 0.003 | 0.005 | 0.002 |
| 15 | 962 | 0.004 | 0.003 | -0.001 |
| 30 | 1141 | 0.003 | 0.004 | 0.001 |
| 30 | 1242 | 0.004 | 0.005 | 0.001 |
| 30 | 1417 | 0.005 | 0.005 | 0.000 |
| 32 | 1126 | 0.002 | 0.003 | 0.001 |
| 32 | 1165 | 0.003 | 0.003 | 0.000 |
| 32 | 1300 | 0.002 | 0.002 | 0.000 |
| 35 | 376 | 0.002 | 0.003 | 0.001 |
| 35 | 405 | 0.002 | 0.003 | 0.001 |
| 35 | 425 | 0.004 | 0.003 | -0.001 |
| 35 | 492 | 0.005 | 0.002 | -0.003 |
| 35 | 501 | 0.004 | 0.004 | 0.000 |
| 35 | 521 | 0.004 | 0.002 | -0.002 |
| 50 | 300 | 0.003 | 0.004 | 0.001 |
| 50 | 756 | 0.004 | 0.002 | -0.002 |
| 50 | 1100 | 0.003 | 0.003 | 0.000 |
| 52 | 451 | 0.003 | 0.002 | -0.001 |
| 52 | 587 | 0.003 | 0.003 | 0.000 |
| 52 | 956 | 0.004 | 0.003 | -0.001 |
| 55 | 198 | 0.002 | 0.001 | -0.001 |
| 55 | 220 | 0.002 | 0.003 | 0.001 |
| 55 | 665 | 0.002 | 0.003 | 0.001 |
| 55 | 818 | 0.002 | 0.006 | 0.004 |
| 55 | 1057 | 0.001 | 0.003 | 0.002 |
| 55 | 1137 | 0.003 | 0.003 | 0.000 |
| 100 | 448 | 0.002 | 0.002 | 0.000 |
| 100 | 938 | 0.004 | 0.002 | -0.002 |
| 100 | 1051 | 0.003 | 0.002 | -0.001 |
| 102 | 921 | 0.004 | 0.002 | -0.002 |
| 102 | 1113 | 0.004 | 0.000 | -0.004 |
| 102 | 1234 | 0.002 | 0.002 | 0.000 |
| 105 | 194 | 0.004 | 0.002 | -0.002 |
| 105 | 367 | 0.003 | 0.000 | -0.003 |
| 105 | 440 | 0.003 | 0.000 | -0.003 |
| 105 | 477 | 0.002 | 0.002 | 0.000 |
| 105 | 556 | 0.005 | 0.001 | -0.004 |
| 105 | 1213 | 0.006 | 0.001 | -0.005 |
| | Max | 0.006 | 0.006 | 0.004 |
| | Average | 0.003 | 0.003 | 0.000 |
| | Min | 0.001 | 0.000 | -0.005 |
| | Std Dev | 0.001 | 0.001 | 0.002 |



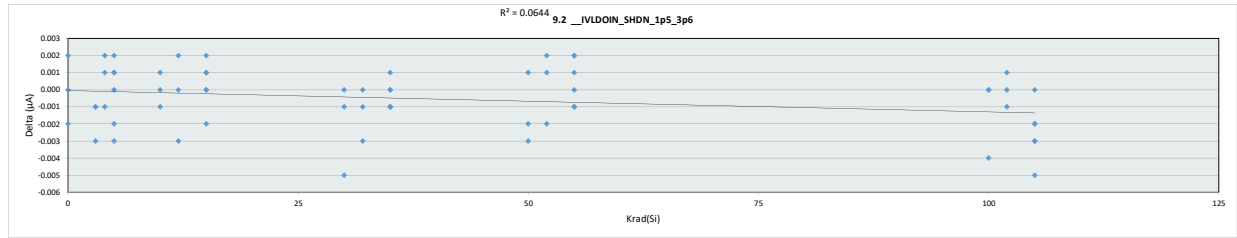
| 9.1_IVLDOIN_SHDN_1p8_3p6 | | | | |
|--------------------------|---|----|--|--|
| Test Site | | | | |
| Tester | | | | |
| Test Number | | | | |
| Max Limit | 1 | µA | | |
| Min Limit | | µA | | |

| Krad(Si) | 0 | 3 | 4 | 5 | 10 | 12 | 15 | 30 | 32 | 35 | 50 | 52 | 55 | 100 | 102 | 105 |
|----------|-------|-------|-------|-------|-------|-------|-------|-------|-------|-------|-------|-------|-------|-------|-------|-------|
| LL | | | | | | | | | | | | | | | | |
| Min | 0.003 | 0.002 | 0.003 | 0.003 | 0.003 | 0.003 | 0.002 | 0.004 | 0.002 | 0.002 | 0.002 | 0.002 | 0.001 | 0.002 | 0.002 | 0.001 |
| Average | 0.003 | 0.002 | 0.004 | 0.004 | 0.004 | 0.003 | 0.003 | 0.005 | 0.003 | 0.003 | 0.003 | 0.003 | 0.003 | 0.003 | 0.003 | 0.002 |
| Max | 0.004 | 0.003 | 0.004 | 0.006 | 0.004 | 0.003 | 0.005 | 0.005 | 0.003 | 0.003 | 0.004 | 0.003 | 0.006 | 0.002 | 0.002 | 0.002 |
| UL | 1.000 | 1.000 | 1.000 | 1.000 | 1.000 | 1.000 | 1.000 | 1.000 | 1.000 | 1.000 | 1.000 | 1.000 | 1.000 | 1.000 | 1.000 | 1.000 |



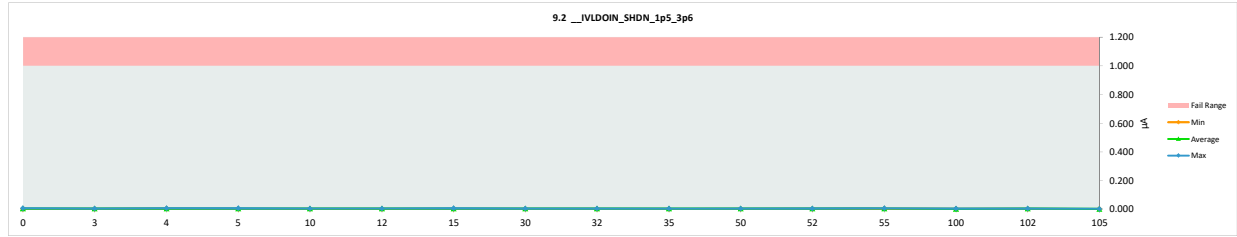
HDR TID Report
TPS7H3302-SP QML CALSS P

| 9.2_IVLDOIN_SHDN_1p5_3p6 | | | | |
|--------------------------|----------|-------|-------|--------|
| Test Site | | | | |
| Tester | | | | |
| Test Number | | | | |
| Unit | µA | µA | | |
| Max Limit | 1 | 1 | | |
| Min Limit | | | | |
| Krad(Si) | Serial # | PRE | POST | Delta |
| 0 | 775 | 0.003 | 0.005 | 0.002 |
| 0 | 1088 | 0.003 | 0.001 | -0.002 |
| 0 | 1106 | 0.003 | 0.003 | 0.000 |
| 3 | 817 | 0.004 | 0.003 | -0.001 |
| 3 | 825 | 0.004 | 0.001 | -0.003 |
| 3 | 833 | 0.004 | 0.003 | -0.001 |
| 4 | 847 | 0.004 | 0.003 | -0.001 |
| 4 | 645 | 0.003 | 0.004 | 0.001 |
| 4 | 788 | 0.003 | 0.005 | 0.002 |
| 5 | 959 | 0.004 | 0.002 | -0.002 |
| 5 | 991 | 0.003 | 0.004 | 0.001 |
| 5 | 1000 | 0.002 | 0.002 | 0.000 |
| 5 | 1011 | 0.004 | 0.005 | 0.001 |
| 5 | 1087 | 0.001 | 0.003 | 0.002 |
| 5 | 1097 | 0.004 | 0.001 | -0.003 |
| 10 | 180 | 0.003 | 0.002 | -0.001 |
| 10 | 236 | 0.003 | 0.004 | 0.001 |
| 10 | 246 | 0.003 | 0.003 | 0.000 |
| 12 | 190 | 0.003 | 0.003 | 0.000 |
| 12 | 266 | 0.005 | 0.002 | -0.003 |
| 12 | 308 | 0.001 | 0.003 | 0.002 |
| 15 | 848 | 0.001 | 0.003 | 0.002 |
| 15 | 878 | 0.002 | 0.002 | 0.000 |
| 15 | 880 | 0.004 | 0.004 | 0.000 |
| 15 | 942 | 0.005 | 0.003 | -0.002 |
| 15 | 947 | 0.003 | 0.004 | 0.001 |
| 15 | 962 | 0.004 | 0.005 | 0.001 |
| 30 | 1141 | 0.006 | 0.001 | -0.005 |
| 30 | 1242 | 0.004 | 0.003 | -0.001 |
| 30 | 1417 | 0.003 | 0.003 | 0.000 |
| 32 | 1126 | 0.005 | 0.002 | -0.003 |
| 32 | 1165 | 0.003 | 0.003 | 0.000 |
| 32 | 1300 | 0.003 | 0.002 | -0.001 |
| 35 | 376 | 0.002 | 0.003 | 0.001 |
| 35 | 405 | 0.003 | 0.002 | -0.001 |
| 35 | 425 | 0.005 | 0.004 | -0.001 |
| 35 | 492 | 0.004 | 0.003 | -0.001 |
| 35 | 501 | 0.004 | 0.004 | 0.000 |
| 35 | 521 | 0.003 | 0.003 | 0.000 |
| 50 | 300 | 0.005 | 0.002 | -0.003 |
| 50 | 756 | 0.002 | 0.003 | 0.001 |
| 50 | 1100 | 0.004 | 0.002 | -0.002 |
| 52 | 451 | 0.002 | 0.003 | 0.001 |
| 52 | 587 | 0.003 | 0.001 | -0.002 |
| 52 | 956 | 0.002 | 0.004 | 0.002 |
| 55 | 198 | 0.005 | 0.004 | -0.001 |
| 55 | 220 | 0.003 | 0.005 | 0.002 |
| 55 | 665 | 0.003 | 0.004 | 0.001 |
| 55 | 818 | 0.004 | 0.003 | -0.001 |
| 55 | 1057 | 0.004 | 0.004 | 0.000 |
| 55 | 1137 | 0.003 | 0.005 | 0.002 |
| 100 | 448 | 0.002 | 0.002 | 0.000 |
| 100 | 938 | 0.003 | 0.003 | 0.000 |
| 100 | 1051 | 0.005 | 0.001 | -0.004 |
| 102 | 921 | 0.002 | 0.003 | 0.001 |
| 102 | 1113 | 0.004 | 0.003 | -0.001 |
| 102 | 1234 | 0.002 | 0.002 | 0.000 |
| 105 | 194 | 0.005 | 0.000 | -0.005 |
| 105 | 367 | 0.005 | 0.002 | -0.003 |
| 105 | 440 | 0.002 | 0.002 | 0.000 |
| 105 | 477 | 0.002 | 0.000 | -0.002 |
| 105 | 556 | 0.004 | 0.001 | -0.003 |
| 105 | 1213 | 0.003 | 0.001 | -0.002 |
| Max | | 0.006 | 0.005 | 0.002 |
| Average | | 0.003 | 0.003 | -0.001 |
| Min | | 0.001 | 0.000 | -0.005 |
| Std Dev | | 0.001 | 0.001 | 0.002 |



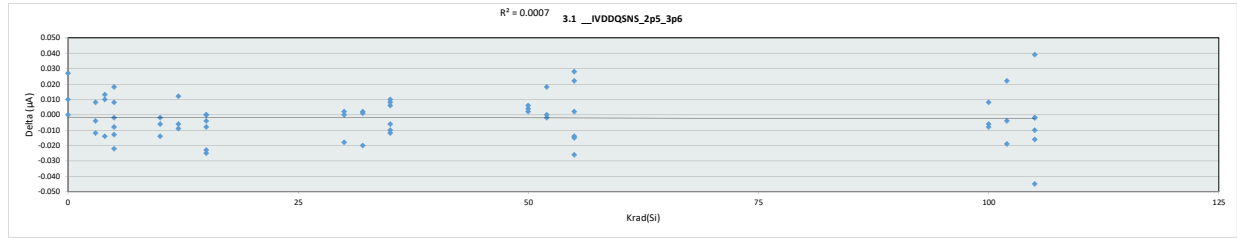
| 9.2_IVLDOIN_SHDN_1p5_3p6 | | | | |
|--------------------------|---|----|--|--|
| Test Site | | | | |
| Tester | | | | |
| Test Number | | | | |
| Max Limit | 1 | µA | | |
| Min Limit | | µA | | |

| Krad(Si) | 0 | 3 | 4 | 5 | 10 | 12 | 15 | 30 | 32 | 35 | 50 | 52 | 55 | 100 | 102 | 105 |
|----------|-------|-------|-------|-------|-------|-------|-------|-------|-------|-------|-------|-------|-------|-------|-------|-------|
| LL | 0.001 | 0.001 | 0.003 | 0.001 | 0.002 | 0.002 | 0.002 | 0.001 | 0.002 | 0.002 | 0.002 | 0.001 | 0.003 | 0.001 | 0.002 | 0.000 |
| Min | 0.003 | 0.002 | 0.004 | 0.003 | 0.003 | 0.003 | 0.004 | 0.002 | 0.002 | 0.003 | 0.002 | 0.003 | 0.004 | 0.002 | 0.003 | 0.001 |
| Average | 0.005 | 0.003 | 0.005 | 0.005 | 0.004 | 0.003 | 0.005 | 0.003 | 0.003 | 0.004 | 0.003 | 0.004 | 0.005 | 0.003 | 0.003 | 0.002 |
| Max | 1.000 | 1.000 | 1.000 | 1.000 | 1.000 | 1.000 | 1.000 | 1.000 | 1.000 | 1.000 | 1.000 | 1.000 | 1.000 | 1.000 | 1.000 | 1.000 |
| UL | | | | | | | | | | | | | | | | |

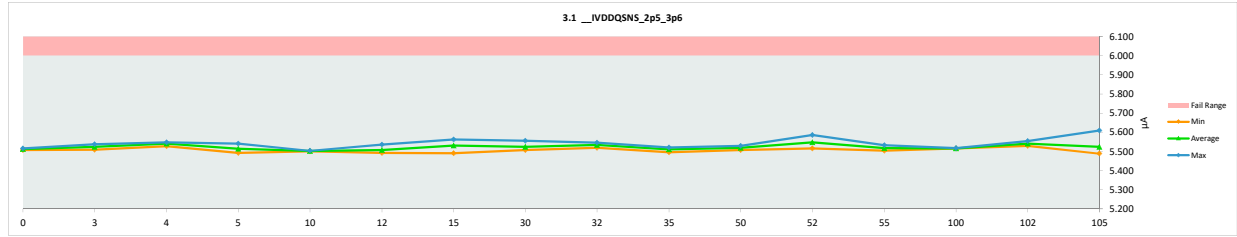


HDR TID Report
TPS7H3302-SP QML CALSS P

| 3.1_IVDDQSN5_2p5_3p6 | | | | |
|----------------------|----------|-------------|-------|-----------|
| Test Site | Tester | Test Number | Unit | Max Limit |
| | | | µA | 6 |
| | | | µA | 6 |
| | | | | |
| Krad(Si) | Serial # | PRE | POST | Delta |
| 0 | 775 | 5.515 | 5.515 | 0.000 |
| 0 | 1088 | 5.497 | 5.507 | 0.010 |
| 0 | 1106 | 5.486 | 5.513 | 0.027 |
| 3 | 817 | 5.521 | 5.509 | -0.012 |
| 3 | 825 | 5.531 | 5.527 | -0.004 |
| 3 | 833 | 5.529 | 5.537 | 0.008 |
| 4 | 847 | 5.535 | 5.548 | 0.013 |
| 4 | 645 | 5.541 | 5.527 | -0.014 |
| 4 | 788 | 5.535 | 5.545 | 0.010 |
| 5 | 959 | 5.523 | 5.541 | 0.018 |
| 5 | 991 | 5.525 | 5.517 | -0.008 |
| 5 | 1000 | 5.521 | 5.519 | -0.002 |
| 5 | 1011 | 5.521 | 5.499 | -0.022 |
| 5 | 1087 | 5.505 | 5.513 | 0.008 |
| 5 | 1097 | 5.505 | 5.492 | -0.013 |
| 10 | 180 | 5.517 | 5.503 | -0.014 |
| 10 | 236 | 5.505 | 5.503 | -0.002 |
| 10 | 246 | 5.507 | 5.501 | -0.006 |
| 12 | 190 | 5.499 | 5.493 | -0.006 |
| 12 | 266 | 5.523 | 5.535 | 0.012 |
| 12 | 308 | 5.501 | 5.492 | -0.009 |
| 15 | 848 | 5.519 | 5.519 | 0.000 |
| 15 | 878 | 5.515 | 5.490 | -0.025 |
| 15 | 880 | 5.546 | 5.523 | -0.023 |
| 15 | 942 | 5.562 | 5.562 | 0.000 |
| 15 | 947 | 5.535 | 5.531 | -0.004 |
| 15 | 962 | 5.564 | 5.556 | -0.008 |
| 30 | 1141 | 5.505 | 5.507 | 0.002 |
| 30 | 1242 | 5.527 | 5.509 | -0.018 |
| 30 | 1417 | 5.556 | 5.556 | 0.000 |
| 32 | 1126 | 5.539 | 5.519 | -0.020 |
| 32 | 1165 | 5.535 | 5.537 | 0.002 |
| 32 | 1300 | 5.545 | 5.546 | 0.001 |
| 35 | 376 | 5.513 | 5.521 | 0.008 |
| 35 | 405 | 5.507 | 5.501 | -0.006 |
| 35 | 425 | 5.505 | 5.495 | -0.010 |
| 35 | 492 | 5.509 | 5.519 | 0.010 |
| 35 | 501 | 5.503 | 5.509 | 0.006 |
| 35 | 521 | 5.531 | 5.519 | -0.012 |
| 50 | 300 | 5.501 | 5.507 | 0.006 |
| 50 | 756 | 5.525 | 5.529 | 0.004 |
| 50 | 1100 | 5.517 | 5.519 | 0.002 |
| 52 | 451 | 5.588 | 5.586 | -0.002 |
| 52 | 587 | 5.521 | 5.539 | 0.018 |
| 52 | 956 | 5.515 | 5.515 | 0.000 |
| 55 | 198 | 5.529 | 5.503 | -0.026 |
| 55 | 220 | 5.499 | 5.527 | 0.028 |
| 55 | 665 | 5.548 | 5.533 | -0.015 |
| 55 | 818 | 5.507 | 5.509 | 0.002 |
| 55 | 1057 | 5.497 | 5.519 | 0.022 |
| 55 | 1137 | 5.529 | 5.515 | -0.014 |
| 100 | 448 | 5.523 | 5.517 | -0.006 |
| 100 | 938 | 5.523 | 5.515 | -0.008 |
| 100 | 1051 | 5.507 | 5.515 | 0.008 |
| 102 | 921 | 5.548 | 5.529 | -0.019 |
| 102 | 1113 | 5.558 | 5.554 | -0.004 |
| 102 | 1234 | 5.519 | 5.541 | 0.022 |
| 105 | 194 | 5.570 | 5.609 | 0.039 |
| 105 | 367 | 5.515 | 5.505 | -0.010 |
| 105 | 440 | 5.505 | 5.503 | -0.002 |
| 105 | 477 | 5.511 | 5.495 | -0.016 |
| 105 | 556 | 5.545 | 5.543 | -0.002 |
| 105 | 1213 | 5.533 | 5.488 | -0.045 |
| | Max | 5.588 | 5.609 | 0.039 |
| | Average | 5.524 | 5.522 | -0.002 |
| | Min | 5.486 | 5.488 | -0.045 |
| | Std Dev | 0.020 | 0.023 | 0.014 |

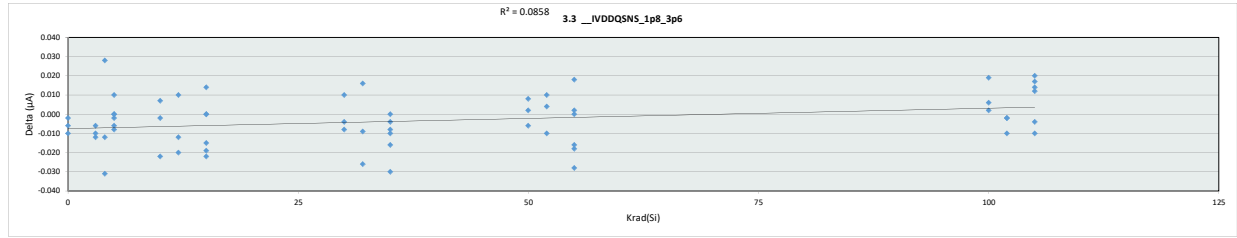


| 3.1_IVDDQSN5_2p5_3p6 | | | | | | | | | | | | | | | | |
|----------------------|--------|-------------|-------|-----------|-------|-------|-------|-------|-------|-------|-------|-------|-------|-------|-------|-------|
| Test Site | Tester | Test Number | Unit | Max Limit | | | | | | | | | | | | |
| | | | µA | 6 | | | | | | | | | | | | |
| | | | µA | 6 | | | | | | | | | | | | |
| | | | | | | | | | | | | | | | | |
| Krad(Si) | 0 | 3 | 4 | 5 | 10 | 12 | 15 | 30 | 32 | 35 | 50 | 52 | 55 | 100 | 102 | 105 |
| LL | 5.507 | 5.509 | 5.527 | 5.492 | 5.501 | 5.492 | 5.490 | 5.507 | 5.519 | 5.495 | 5.507 | 5.515 | 5.503 | 5.515 | 5.529 | 5.488 |
| Min | 5.512 | 5.524 | 5.540 | 5.514 | 5.502 | 5.507 | 5.530 | 5.524 | 5.534 | 5.511 | 5.518 | 5.547 | 5.518 | 5.516 | 5.541 | 5.524 |
| Average | 5.515 | 5.537 | 5.548 | 5.541 | 5.503 | 5.535 | 5.562 | 5.556 | 5.546 | 5.521 | 5.529 | 5.586 | 5.533 | 5.517 | 5.554 | 5.609 |
| Max | 6.000 | 6.000 | 6.000 | 6.000 | 6.000 | 6.000 | 6.000 | 6.000 | 6.000 | 6.000 | 6.000 | 6.000 | 6.000 | 6.000 | 6.000 | 6.000 |
| UL | 6.000 | 6.000 | 6.000 | 6.000 | 6.000 | 6.000 | 6.000 | 6.000 | 6.000 | 6.000 | 6.000 | 6.000 | 6.000 | 6.000 | 6.000 | 6.000 |

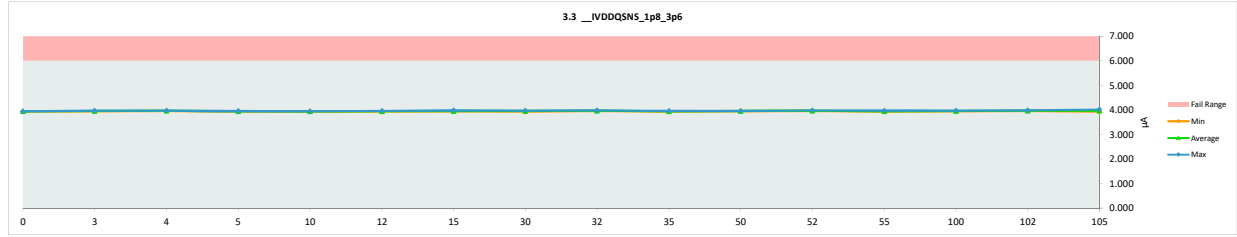


HDR TID Report
TPS7H3302-SP QML CALSS P

| 3.3_IVDDQSNS_1p8_3p6 | | | | |
|----------------------|----------|-------------|-------|-----------|
| Test Site | Tester | Test Number | Unit | Max Limit |
| | | | µA | 6 |
| | | | µA | 6 |
| | | | | |
| Krad(Si) | Serial # | PRE | POST | Delta |
| 0 | 775 | 3.954 | 3.948 | -0.006 |
| 0 | 1088 | 3.948 | 3.938 | -0.010 |
| 0 | 1106 | 3.950 | 3.948 | -0.002 |
| 3 | 817 | 3.964 | 3.958 | -0.006 |
| 3 | 825 | 3.986 | 3.976 | -0.010 |
| 3 | 833 | 3.962 | 3.950 | -0.012 |
| 4 | 547 | 3.946 | 3.974 | 0.028 |
| 4 | 645 | 3.972 | 3.960 | -0.012 |
| 4 | 788 | 4.001 | 3.970 | -0.031 |
| 5 | 959 | 3.958 | 3.958 | 0.000 |
| 5 | 991 | 3.954 | 3.954 | 0.000 |
| 5 | 1000 | 3.950 | 3.944 | -0.006 |
| 5 | 1011 | 3.934 | 3.944 | 0.010 |
| 5 | 1087 | 3.954 | 3.946 | -0.008 |
| 5 | 1097 | 3.938 | 3.936 | -0.002 |
| 10 | 180 | 3.964 | 3.942 | -0.022 |
| 10 | 236 | 3.940 | 3.938 | -0.002 |
| 10 | 246 | 3.933 | 3.940 | 0.007 |
| 12 | 190 | 3.966 | 3.954 | -0.012 |
| 12 | 266 | 3.944 | 3.954 | 0.010 |
| 12 | 308 | 3.954 | 3.934 | -0.020 |
| 15 | 848 | 3.948 | 3.962 | 0.014 |
| 15 | 878 | 3.944 | 3.944 | 0.000 |
| 15 | 880 | 3.952 | 3.952 | 0.000 |
| 15 | 942 | 3.999 | 3.980 | -0.019 |
| 15 | 947 | 3.984 | 3.962 | -0.022 |
| 15 | 962 | 3.987 | 3.972 | -0.015 |
| 30 | 1141 | 3.946 | 3.956 | 0.010 |
| 30 | 1242 | 3.946 | 3.938 | -0.008 |
| 30 | 1417 | 3.978 | 3.974 | -0.004 |
| 32 | 1126 | 3.960 | 3.976 | 0.016 |
| 32 | 1165 | 3.984 | 3.958 | -0.026 |
| 32 | 1300 | 3.987 | 3.978 | -0.009 |
| 35 | 376 | 3.948 | 3.940 | -0.008 |
| 35 | 405 | 3.950 | 3.940 | -0.010 |
| 35 | 425 | 3.954 | 3.938 | -0.016 |
| 35 | 492 | 3.966 | 3.936 | -0.030 |
| 35 | 501 | 3.942 | 3.938 | -0.004 |
| 35 | 521 | 3.952 | 3.952 | 0.000 |
| 50 | 300 | 3.948 | 3.956 | 0.008 |
| 50 | 756 | 3.968 | 3.962 | -0.006 |
| 50 | 1100 | 3.948 | 3.950 | 0.002 |
| 52 | 451 | 3.999 | 3.989 | -0.010 |
| 52 | 587 | 3.946 | 3.956 | 0.010 |
| 52 | 956 | 3.956 | 3.960 | 0.004 |
| 55 | 198 | 3.946 | 3.948 | 0.002 |
| 55 | 220 | 3.938 | 3.956 | 0.018 |
| 55 | 665 | 3.972 | 3.972 | 0.000 |
| 55 | 818 | 3.966 | 3.938 | -0.028 |
| 55 | 1057 | 3.954 | 3.936 | -0.018 |
| 55 | 1137 | 3.972 | 3.956 | -0.016 |
| 100 | 448 | 3.958 | 3.960 | 0.002 |
| 100 | 938 | 3.960 | 3.966 | 0.006 |
| 100 | 1051 | 3.929 | 3.948 | 0.019 |
| 102 | 921 | 3.974 | 3.964 | -0.010 |
| 102 | 1113 | 3.984 | 3.982 | -0.002 |
| 102 | 1234 | 3.962 | 3.960 | -0.002 |
| 105 | 194 | 4.003 | 4.017 | 0.014 |
| 105 | 367 | 3.942 | 3.954 | 0.012 |
| 105 | 440 | 3.948 | 3.938 | -0.010 |
| 105 | 477 | 3.952 | 3.948 | -0.004 |
| 105 | 556 | 3.976 | 3.993 | 0.017 |
| 105 | 1213 | 3.944 | 3.964 | 0.020 |
| | Max | 4.003 | 4.017 | 0.028 |
| | Average | 3.959 | 3.956 | -0.003 |
| | Min | 3.929 | 3.934 | -0.031 |
| | Std Dev | 0.018 | 0.016 | 0.013 |

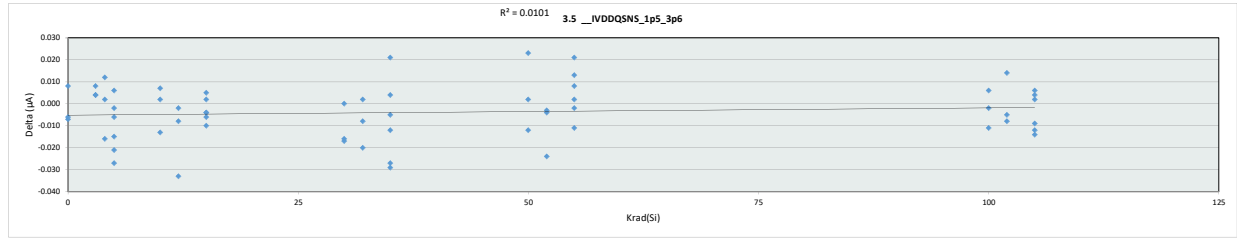


| 3.3_IVDDQSNS_1p8_3p6 | | | | | | | | | | | | | | | | |
|----------------------|--------|-------------|-------|-----------|-------|-------|-------|-------|-------|-------|-------|-------|-------|-------|-------|-------|
| Test Site | Tester | Test Number | Unit | Max Limit | | | | | | | | | | | | |
| | | | µA | 6 | | | | | | | | | | | | |
| | | | µA | 6 | | | | | | | | | | | | |
| | | | | | | | | | | | | | | | | |
| Krad(Si) | 0 | 3 | 4 | 5 | 10 | 12 | 15 | 30 | 32 | 35 | 50 | 52 | 55 | 100 | 102 | 105 |
| LL | 3.938 | 3.950 | 3.960 | 3.936 | 3.938 | 3.934 | 3.944 | 3.938 | 3.958 | 3.936 | 3.950 | 3.956 | 3.936 | 3.948 | 3.960 | 3.938 |
| Min | 3.945 | 3.961 | 3.968 | 3.947 | 3.940 | 3.947 | 3.962 | 3.956 | 3.971 | 3.941 | 3.956 | 3.968 | 3.951 | 3.958 | 3.969 | 3.969 |
| Average | 3.948 | 3.976 | 3.974 | 3.958 | 3.942 | 3.954 | 3.980 | 3.974 | 3.978 | 3.952 | 3.962 | 3.989 | 3.972 | 3.966 | 3.982 | 4.017 |
| Max | 6.000 | 6.000 | 6.000 | 6.000 | 6.000 | 6.000 | 6.000 | 6.000 | 6.000 | 6.000 | 6.000 | 6.000 | 6.000 | 6.000 | 6.000 | 6.000 |
| UL | | | | | | | | | | | | | | | | |



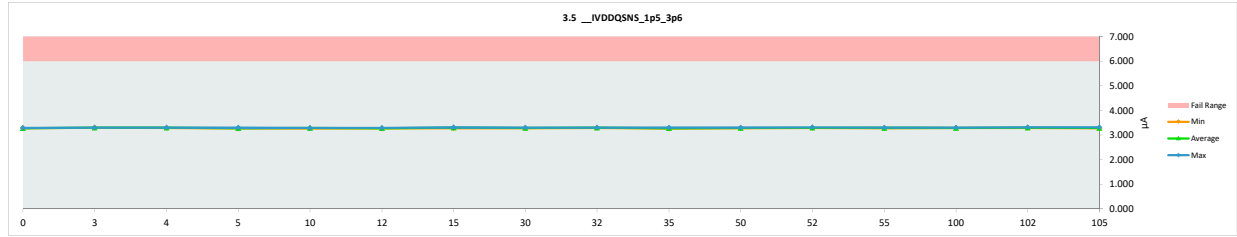
HDR TID Report
TPS7H3302-SP QML CALSS P

| 3.5_IVDDQSNS_1p5_3p6 | | | | |
|----------------------|--------|-------------|-------|-----------|
| Test Site | Tester | Test Number | Unit | Max Limit |
| 0 | 775 | 3.290 | 3.283 | -0.007 |
| 0 | 1088 | 3.287 | 3.281 | -0.006 |
| 0 | 1106 | 3.265 | 3.273 | 0.008 |
| 3 | 817 | 3.292 | 3.296 | 0.004 |
| 3 | 825 | 3.290 | 3.294 | 0.004 |
| 3 | 833 | 3.296 | 3.304 | 0.008 |
| 4 | 547 | 3.290 | 3.302 | 0.012 |
| 4 | 645 | 3.300 | 3.302 | 0.002 |
| 4 | 788 | 3.304 | 3.288 | -0.016 |
| 5 | 959 | 3.296 | 3.302 | 0.006 |
| 5 | 991 | 3.288 | 3.261 | -0.027 |
| 5 | 1000 | 3.275 | 3.273 | -0.002 |
| 5 | 1011 | 3.288 | 3.273 | -0.015 |
| 5 | 1087 | 3.292 | 3.271 | -0.021 |
| 5 | 1097 | 3.277 | 3.271 | -0.006 |
| 10 | 180 | 3.292 | 3.279 | -0.013 |
| 10 | 236 | 3.285 | 3.292 | 0.007 |
| 10 | 246 | 3.273 | 3.275 | 0.002 |
| 12 | 190 | 3.285 | 3.283 | -0.002 |
| 12 | 266 | 3.285 | 3.277 | -0.008 |
| 12 | 308 | 3.290 | 3.257 | -0.033 |
| 15 | 848 | 3.283 | 3.288 | 0.005 |
| 15 | 878 | 3.285 | 3.279 | -0.006 |
| 15 | 880 | 3.294 | 3.290 | -0.004 |
| 15 | 942 | 3.312 | 3.308 | -0.004 |
| 15 | 947 | 3.314 | 3.304 | -0.010 |
| 15 | 962 | 3.306 | 3.308 | 0.002 |
| 30 | 1141 | 3.285 | 3.285 | 0.000 |
| 30 | 1242 | 3.288 | 3.271 | -0.017 |
| 30 | 1417 | 3.318 | 3.302 | -0.016 |
| 32 | 1126 | 3.316 | 3.296 | -0.020 |
| 32 | 1165 | 3.300 | 3.292 | -0.008 |
| 32 | 1300 | 3.300 | 3.302 | 0.002 |
| 35 | 376 | 3.288 | 3.259 | -0.029 |
| 35 | 405 | 3.267 | 3.271 | 0.004 |
| 35 | 425 | 3.292 | 3.265 | -0.027 |
| 35 | 492 | 3.302 | 3.290 | -0.012 |
| 35 | 501 | 3.288 | 3.283 | -0.005 |
| 35 | 521 | 3.283 | 3.304 | 0.021 |
| 50 | 300 | 3.271 | 3.294 | 0.023 |
| 50 | 756 | 3.292 | 3.294 | 0.002 |
| 50 | 1100 | 3.285 | 3.273 | -0.012 |
| 52 | 451 | 3.334 | 3.310 | -0.024 |
| 52 | 587 | 3.302 | 3.298 | -0.004 |
| 52 | 956 | 3.288 | 3.285 | -0.003 |
| 55 | 198 | 3.273 | 3.294 | 0.021 |
| 55 | 220 | 3.298 | 3.287 | -0.011 |
| 55 | 665 | 3.294 | 3.292 | -0.002 |
| 55 | 818 | 3.285 | 3.287 | 0.002 |
| 55 | 1057 | 3.269 | 3.277 | 0.008 |
| 55 | 1137 | 3.277 | 3.290 | 0.013 |
| 100 | 448 | 3.292 | 3.281 | -0.011 |
| 100 | 938 | 3.287 | 3.285 | -0.002 |
| 100 | 1051 | 3.288 | 3.294 | 0.006 |
| 102 | 921 | 3.312 | 3.304 | -0.008 |
| 102 | 1113 | 3.292 | 3.306 | 0.014 |
| 102 | 1234 | 3.288 | 3.283 | -0.005 |
| 105 | 194 | 3.330 | 3.316 | -0.014 |
| 105 | 367 | 3.290 | 3.281 | -0.009 |
| 105 | 440 | 3.273 | 3.275 | 0.002 |
| 105 | 477 | 3.287 | 3.275 | -0.012 |
| 105 | 556 | 3.296 | 3.300 | 0.004 |
| 105 | 1213 | 3.288 | 3.294 | 0.006 |
| Max | | 3.334 | 3.316 | 0.023 |
| Average | | 3.291 | 3.287 | -0.004 |
| Min | | 3.265 | 3.257 | -0.033 |
| Std Dev | | 0.014 | 0.014 | 0.012 |



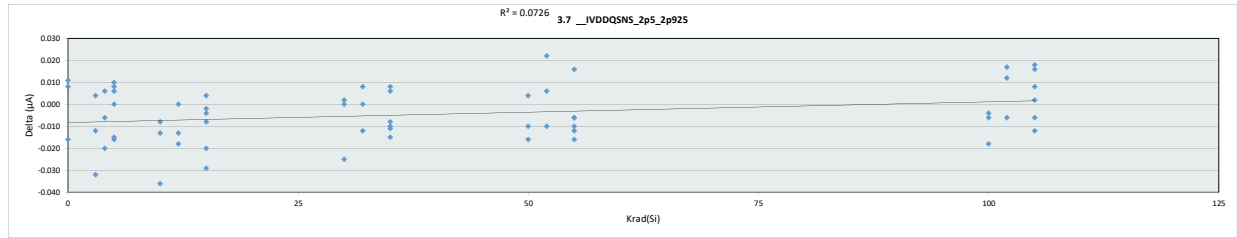
| 3.5_IVDDQSNS_1p5_3p6 | | | | |
|----------------------|--------|-------------|------|-----------|
| Test Site | Tester | Test Number | Unit | Max Limit |
| 6 | | | µA | 6 |
| 6 | | | µA | 6 |

| Krad(Si) | 0 | 3 | 4 | 5 | 10 | 12 | 15 | 30 | 32 | 35 | 50 | 52 | 55 | 100 | 102 | 105 |
|----------|-------|-------|-------|-------|-------|-------|-------|-------|-------|-------|-------|-------|-------|-------|-------|-------|
| LL | | | | | | | | | | | | | | | | |
| Min | 3.273 | 3.294 | 3.288 | 3.261 | 3.275 | 3.257 | 3.279 | 3.271 | 3.292 | 3.259 | 3.273 | 3.285 | 3.277 | 3.281 | 3.283 | 3.275 |
| Average | 3.279 | 3.298 | 3.297 | 3.275 | 3.282 | 3.272 | 3.296 | 3.286 | 3.297 | 3.279 | 3.287 | 3.298 | 3.288 | 3.287 | 3.298 | 3.290 |
| Max | 3.283 | 3.304 | 3.302 | 3.302 | 3.292 | 3.283 | 3.308 | 3.302 | 3.302 | 3.304 | 3.294 | 3.310 | 3.294 | 3.294 | 3.306 | 3.316 |
| UL | 6.000 | 6.000 | 6.000 | 6.000 | 6.000 | 6.000 | 6.000 | 6.000 | 6.000 | 6.000 | 6.000 | 6.000 | 6.000 | 6.000 | 6.000 | 6.000 |

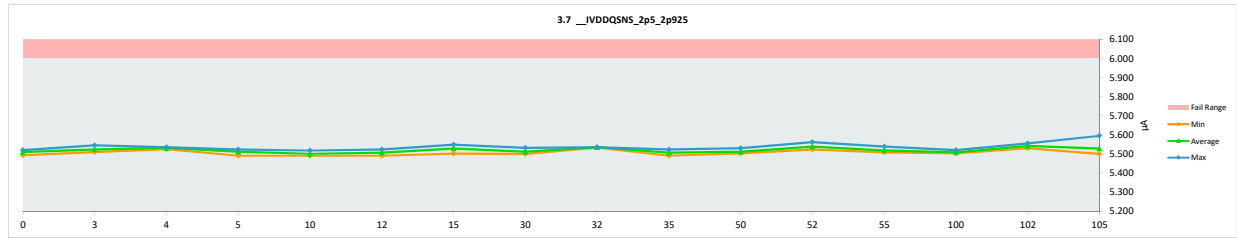


HDR TID Report
TPS7H3302-SP QML CALSS P

| 3.7_IVDDQSNS_2p5_2p925 | | | | |
|------------------------|----------|-------------|-------|-----------|
| Test Site | Tester | Test Number | Unit | Max Limit |
| | | | µA | 6 |
| | | | µA | 6 |
| | | | | |
| Krad(Si) | Serial # | PRE | POST | Delta |
| 0 | 775 | 5.535 | 5.519 | -0.016 |
| 0 | 1088 | 5.509 | 5.517 | 0.008 |
| 0 | 1106 | 5.482 | 5.493 | 0.011 |
| 3 | 817 | 5.527 | 5.515 | -0.012 |
| 3 | 825 | 5.541 | 5.509 | -0.032 |
| 3 | 833 | 5.541 | 5.545 | 0.004 |
| 4 | 847 | 5.529 | 5.535 | 0.006 |
| 4 | 645 | 5.537 | 5.531 | -0.006 |
| 4 | 788 | 5.545 | 5.525 | -0.020 |
| 5 | 959 | 5.523 | 5.523 | 0.000 |
| 5 | 991 | 5.507 | 5.517 | 0.010 |
| 5 | 1000 | 5.507 | 5.515 | 0.008 |
| 5 | 1011 | 5.513 | 5.519 | 0.006 |
| 5 | 1087 | 5.515 | 5.499 | -0.016 |
| 5 | 1097 | 5.505 | 5.490 | -0.015 |
| 10 | 180 | 5.529 | 5.493 | -0.036 |
| 10 | 236 | 5.525 | 5.517 | -0.008 |
| 10 | 246 | 5.503 | 5.490 | -0.013 |
| 12 | 190 | 5.523 | 5.523 | 0.000 |
| 12 | 266 | 5.523 | 5.505 | -0.018 |
| 12 | 308 | 5.503 | 5.490 | -0.013 |
| 15 | 848 | 5.529 | 5.521 | -0.008 |
| 15 | 878 | 5.503 | 5.501 | -0.002 |
| 15 | 880 | 5.537 | 5.517 | -0.020 |
| 15 | 942 | 5.572 | 5.543 | -0.029 |
| 15 | 947 | 5.531 | 5.535 | 0.004 |
| 15 | 962 | 5.552 | 5.548 | -0.004 |
| 30 | 1141 | 5.497 | 5.499 | 0.002 |
| 30 | 1242 | 5.503 | 5.503 | 0.000 |
| 30 | 1417 | 5.556 | 5.531 | -0.025 |
| 32 | 1126 | 5.525 | 5.533 | 0.008 |
| 32 | 1165 | 5.535 | 5.535 | 0.000 |
| 32 | 1300 | 5.545 | 5.533 | -0.012 |
| 35 | 376 | 5.505 | 5.495 | -0.010 |
| 35 | 405 | 5.503 | 5.492 | -0.011 |
| 35 | 425 | 5.505 | 5.490 | -0.015 |
| 35 | 492 | 5.517 | 5.523 | 0.006 |
| 35 | 501 | 5.515 | 5.523 | 0.008 |
| 35 | 521 | 5.523 | 5.515 | -0.008 |
| 50 | 300 | 5.519 | 5.503 | -0.016 |
| 50 | 756 | 5.525 | 5.529 | 0.004 |
| 50 | 1100 | 5.513 | 5.503 | -0.010 |
| 52 | 451 | 5.572 | 5.562 | -0.010 |
| 52 | 587 | 5.521 | 5.527 | 0.006 |
| 52 | 956 | 5.501 | 5.523 | 0.022 |
| 55 | 198 | 5.523 | 5.511 | -0.012 |
| 55 | 220 | 5.519 | 5.509 | -0.010 |
| 55 | 665 | 5.521 | 5.537 | 0.016 |
| 55 | 818 | 5.531 | 5.525 | -0.006 |
| 55 | 1057 | 5.523 | 5.507 | -0.016 |
| 55 | 1137 | 5.519 | 5.513 | -0.006 |
| 100 | 448 | 5.525 | 5.519 | -0.006 |
| 100 | 938 | 5.521 | 5.503 | -0.018 |
| 100 | 1051 | 5.507 | 5.503 | -0.004 |
| 102 | 921 | 5.545 | 5.539 | -0.006 |
| 102 | 1113 | 5.537 | 5.554 | 0.017 |
| 102 | 1234 | 5.517 | 5.529 | 0.012 |
| 105 | 194 | 5.578 | 5.594 | 0.016 |
| 105 | 367 | 5.497 | 5.515 | 0.018 |
| 105 | 440 | 5.497 | 5.499 | 0.002 |
| 105 | 477 | 5.501 | 5.509 | 0.008 |
| 105 | 556 | 5.541 | 5.535 | -0.006 |
| 105 | 1213 | 5.523 | 5.511 | -0.012 |
| | Max | 5.578 | 5.594 | 0.022 |
| | Average | 5.523 | 5.519 | -0.005 |
| | Min | 5.482 | 5.490 | -0.036 |
| | Std Dev | 0.019 | 0.019 | 0.013 |

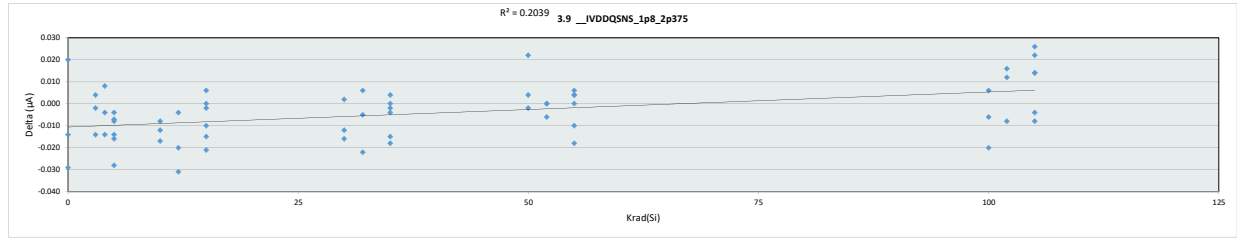


| 3.7_IVDDQSNS_2p5_2p925 | | | | | | | | | | | | | | | | |
|------------------------|--------|-------------|-------|-----------|-------|-------|-------|-------|-------|-------|-------|-------|-------|-------|-------|-------|
| Test Site | Tester | Test Number | Unit | Max Limit | | | | | | | | | | | | |
| | | | µA | 6 | | | | | | | | | | | | |
| | | | µA | 6 | | | | | | | | | | | | |
| | | | | | | | | | | | | | | | | |
| Krad(Si) | 0 | 3 | 4 | 5 | 10 | 12 | 15 | 30 | 32 | 35 | 50 | 52 | 55 | 100 | 102 | 105 |
| LL | 5.493 | 5.509 | 5.525 | 5.490 | 5.490 | 5.490 | 5.501 | 5.499 | 5.533 | 5.490 | 5.503 | 5.523 | 5.507 | 5.503 | 5.529 | 5.499 |
| Min | 5.493 | 5.509 | 5.525 | 5.490 | 5.490 | 5.490 | 5.501 | 5.499 | 5.533 | 5.490 | 5.503 | 5.523 | 5.507 | 5.503 | 5.529 | 5.499 |
| Average | 5.510 | 5.523 | 5.530 | 5.511 | 5.500 | 5.506 | 5.528 | 5.511 | 5.534 | 5.506 | 5.512 | 5.537 | 5.517 | 5.508 | 5.541 | 5.527 |
| Max | 5.519 | 5.545 | 5.535 | 5.523 | 5.517 | 5.523 | 5.548 | 5.531 | 5.535 | 5.523 | 5.529 | 5.562 | 5.537 | 5.519 | 5.554 | 5.594 |
| UL | 6.000 | 6.000 | 6.000 | 6.000 | 6.000 | 6.000 | 6.000 | 6.000 | 6.000 | 6.000 | 6.000 | 6.000 | 6.000 | 6.000 | 6.000 | 6.000 |



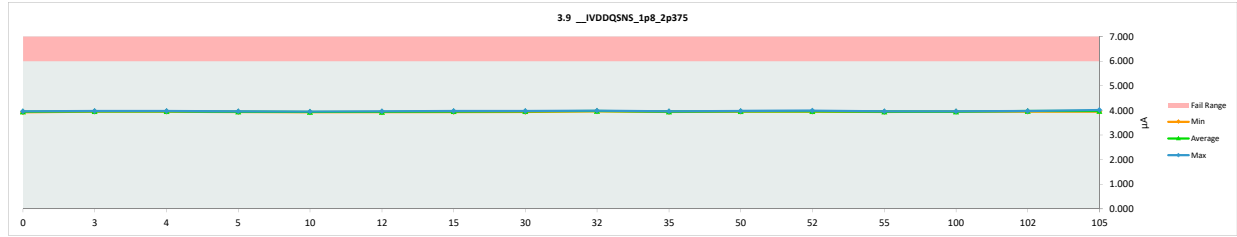
HDR TID Report
TPS7H3302-SP QML CALSS P

| 3.9_IVDDQSNS_1p8_2p375 | | | | |
|------------------------|----------|-------------|-------|-----------|
| Test Site | Tester | Test Number | Unit | Max Limit |
| | | | µA | 6 |
| | | | µA | 6 |
| | | | | |
| Krad(Si) | Serial # | PRE | POST | Delta |
| 0 | 775 | 3.952 | 3.938 | -0.014 |
| 0 | 1088 | 3.946 | 3.966 | 0.020 |
| 0 | 1106 | 3.958 | 3.929 | -0.029 |
| 3 | 817 | 3.954 | 3.952 | -0.002 |
| 3 | 825 | 3.974 | 3.978 | 0.004 |
| 3 | 833 | 3.982 | 3.968 | -0.014 |
| 4 | 847 | 3.966 | 3.962 | -0.004 |
| 4 | 645 | 3.970 | 3.956 | -0.014 |
| 4 | 788 | 3.966 | 3.974 | 0.008 |
| 5 | 959 | 3.974 | 3.958 | -0.016 |
| 5 | 991 | 3.962 | 3.934 | -0.028 |
| 5 | 1000 | 3.956 | 3.952 | -0.004 |
| 5 | 1011 | 3.954 | 3.946 | -0.008 |
| 5 | 1087 | 3.956 | 3.942 | -0.014 |
| 5 | 1097 | 3.940 | 3.933 | -0.007 |
| 10 | 180 | 3.948 | 3.940 | -0.008 |
| 10 | 236 | 3.960 | 3.948 | -0.012 |
| 10 | 246 | 3.946 | 3.929 | -0.017 |
| 12 | 190 | 3.962 | 3.942 | -0.020 |
| 12 | 266 | 3.958 | 3.927 | -0.031 |
| 12 | 308 | 3.962 | 3.958 | -0.004 |
| 15 | 848 | 3.954 | 3.952 | -0.002 |
| 15 | 878 | 3.950 | 3.940 | -0.010 |
| 15 | 880 | 3.962 | 3.968 | 0.006 |
| 15 | 942 | 3.989 | 3.974 | -0.015 |
| 15 | 947 | 3.964 | 3.964 | 0.000 |
| 15 | 962 | 3.989 | 3.968 | -0.021 |
| 30 | 1141 | 3.954 | 3.942 | -0.012 |
| 30 | 1242 | 3.960 | 3.962 | 0.002 |
| 30 | 1417 | 3.986 | 3.970 | -0.016 |
| 32 | 1126 | 3.982 | 3.960 | -0.022 |
| 32 | 1165 | 3.976 | 3.982 | 0.006 |
| 32 | 1300 | 3.989 | 3.984 | -0.005 |
| 35 | 376 | 3.942 | 3.938 | -0.004 |
| 35 | 405 | 3.946 | 3.931 | -0.015 |
| 35 | 425 | 3.944 | 3.944 | 0.000 |
| 35 | 492 | 3.952 | 3.956 | 0.004 |
| 35 | 501 | 3.960 | 3.958 | -0.002 |
| 35 | 521 | 3.964 | 3.946 | -0.018 |
| 50 | 300 | 3.950 | 3.954 | 0.004 |
| 50 | 756 | 3.954 | 3.976 | 0.022 |
| 50 | 1100 | 3.954 | 3.952 | -0.002 |
| 52 | 451 | 3.986 | 3.986 | 0.000 |
| 52 | 587 | 3.970 | 3.970 | 0.000 |
| 52 | 956 | 3.954 | 3.948 | -0.006 |
| 55 | 198 | 3.946 | 3.952 | 0.006 |
| 55 | 220 | 3.966 | 3.948 | -0.018 |
| 55 | 665 | 3.968 | 3.968 | 0.000 |
| 55 | 818 | 3.958 | 3.962 | 0.004 |
| 55 | 1057 | 3.944 | 3.934 | -0.010 |
| 55 | 1137 | 3.958 | 3.962 | 0.004 |
| 100 | 448 | 3.964 | 3.944 | -0.020 |
| 100 | 938 | 3.952 | 3.958 | 0.006 |
| 100 | 1051 | 3.952 | 3.946 | -0.006 |
| 102 | 921 | 3.962 | 3.978 | 0.016 |
| 102 | 1113 | 3.984 | 3.976 | -0.008 |
| 102 | 1234 | 3.944 | 3.956 | 0.012 |
| 105 | 194 | 4.001 | 4.015 | 0.014 |
| 105 | 367 | 3.940 | 3.966 | 0.026 |
| 105 | 440 | 3.948 | 3.944 | -0.004 |
| 105 | 477 | 3.942 | 3.956 | 0.014 |
| 105 | 556 | 3.982 | 3.974 | -0.008 |
| 105 | 1213 | 3.952 | 3.974 | 0.022 |
| | Max | 4.001 | 4.015 | 0.026 |
| | Average | 3.961 | 3.957 | -0.004 |
| | Min | 3.940 | 3.927 | -0.031 |
| | Std Dev | 0.014 | 0.017 | 0.013 |



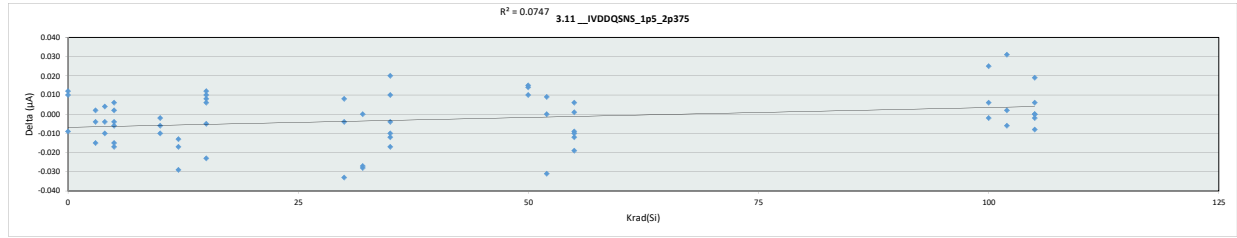
| 3.9_IVDDQSNS_1p8_2p375 | | | | |
|------------------------|--------|-------------|------|-----------|
| Test Site | Tester | Test Number | Unit | Max Limit |
| | | | µA | 6 |
| | | | µA | 6 |

| Krad(Si) | 0 | 3 | 4 | 5 | 10 | 12 | 15 | 30 | 32 | 35 | 50 | 52 | 55 | 100 | 102 | 105 |
|----------|-------|-------|-------|-------|-------|-------|-------|-------|-------|-------|-------|-------|-------|-------|-------|-------|
| LL | | | | | | | | | | | | | | | | |
| Min | 3.929 | 3.952 | 3.956 | 3.933 | 3.929 | 3.927 | 3.940 | 3.942 | 3.960 | 3.931 | 3.952 | 3.948 | 3.934 | 3.944 | 3.956 | 3.944 |
| Average | 3.944 | 3.966 | 3.964 | 3.944 | 3.939 | 3.942 | 3.961 | 3.958 | 3.975 | 3.946 | 3.961 | 3.968 | 3.954 | 3.949 | 3.970 | 3.972 |
| Max | 3.966 | 3.978 | 3.974 | 3.958 | 3.948 | 3.958 | 3.974 | 3.970 | 3.984 | 3.958 | 3.976 | 3.986 | 3.968 | 3.958 | 3.978 | 4.015 |
| UL | 6.000 | 6.000 | 6.000 | 6.000 | 6.000 | 6.000 | 6.000 | 6.000 | 6.000 | 6.000 | 6.000 | 6.000 | 6.000 | 6.000 | 6.000 | 6.000 |

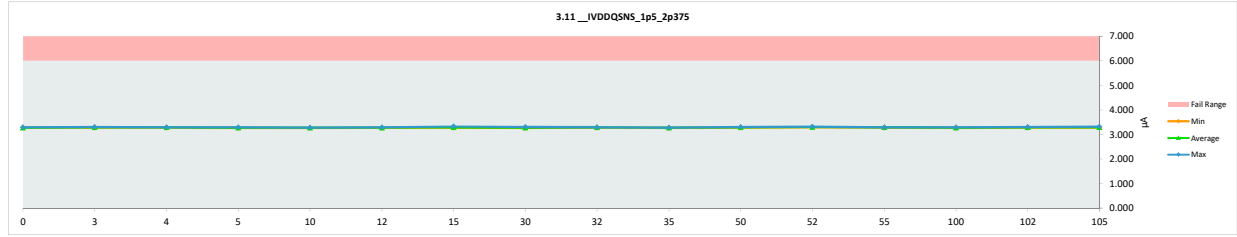


HDR TID Report
TPS7H3302-SP QML CALSS P

| 3.11_IVDDQSNS_1p5_2p375 | | | | |
|-------------------------|----------|-------|-------|--------|
| Test Site | Serial # | PRE | POST | Delta |
| Tester | | | | |
| Test Number | | | | |
| Unit | | | | |
| Max Limit | µA | µA | | |
| Min Limit | 6 | 6 | | |
| Krad(Si) | Serial # | PRE | POST | Delta |
| 0 | 775 | 3.288 | 3.298 | 0.010 |
| 0 | 1088 | 3.292 | 3.283 | -0.009 |
| 0 | 1106 | 3.265 | 3.277 | 0.012 |
| 3 | 817 | 3.285 | 3.281 | -0.004 |
| 3 | 825 | 3.304 | 3.306 | 0.002 |
| 3 | 833 | 3.302 | 3.287 | -0.015 |
| 4 | 547 | 3.294 | 3.298 | 0.004 |
| 4 | 645 | 3.300 | 3.290 | -0.010 |
| 4 | 788 | 3.285 | 3.281 | -0.004 |
| 5 | 959 | 3.294 | 3.296 | 0.002 |
| 5 | 991 | 3.290 | 3.275 | -0.015 |
| 5 | 1000 | 3.298 | 3.292 | -0.006 |
| 5 | 1011 | 3.281 | 3.277 | -0.004 |
| 5 | 1087 | 3.271 | 3.277 | 0.006 |
| 5 | 1097 | 3.290 | 3.273 | -0.017 |
| 10 | 180 | 3.277 | 3.271 | -0.006 |
| 10 | 236 | 3.283 | 3.281 | -0.002 |
| 10 | 246 | 3.283 | 3.273 | -0.010 |
| 12 | 190 | 3.300 | 3.287 | -0.013 |
| 12 | 266 | 3.292 | 3.275 | -0.017 |
| 12 | 308 | 3.296 | 3.267 | -0.029 |
| 15 | 848 | 3.304 | 3.281 | -0.023 |
| 15 | 878 | 3.271 | 3.283 | 0.012 |
| 15 | 880 | 3.290 | 3.285 | -0.005 |
| 15 | 942 | 3.316 | 3.326 | 0.010 |
| 15 | 947 | 3.300 | 3.306 | 0.006 |
| 15 | 962 | 3.302 | 3.310 | 0.008 |
| 30 | 1141 | 3.277 | 3.273 | -0.004 |
| 30 | 1242 | 3.294 | 3.261 | -0.033 |
| 30 | 1417 | 3.298 | 3.306 | 0.008 |
| 32 | 1126 | 3.298 | 3.298 | 0.000 |
| 32 | 1165 | 3.302 | 3.275 | -0.027 |
| 32 | 1300 | 3.324 | 3.296 | -0.028 |
| 35 | 376 | 3.261 | 3.271 | 0.010 |
| 35 | 405 | 3.275 | 3.265 | -0.010 |
| 35 | 425 | 3.292 | 3.275 | -0.017 |
| 35 | 492 | 3.287 | 3.283 | -0.004 |
| 35 | 501 | 3.263 | 3.283 | 0.020 |
| 35 | 521 | 3.283 | 3.271 | -0.012 |
| 50 | 300 | 3.267 | 3.277 | 0.010 |
| 50 | 756 | 3.292 | 3.306 | 0.014 |
| 50 | 1100 | 3.273 | 3.288 | 0.015 |
| 52 | 451 | 3.345 | 3.314 | -0.031 |
| 52 | 587 | 3.298 | 3.298 | 0.000 |
| 52 | 956 | 3.285 | 3.294 | 0.009 |
| 55 | 198 | 3.300 | 3.281 | -0.019 |
| 55 | 220 | 3.300 | 3.288 | -0.012 |
| 55 | 665 | 3.304 | 3.294 | -0.010 |
| 55 | 818 | 3.277 | 3.283 | 0.006 |
| 55 | 1057 | 3.287 | 3.288 | 0.001 |
| 55 | 1137 | 3.292 | 3.283 | -0.009 |
| 100 | 448 | 3.275 | 3.273 | -0.002 |
| 100 | 938 | 3.269 | 3.294 | 0.025 |
| 100 | 1051 | 3.273 | 3.279 | 0.006 |
| 102 | 921 | 3.281 | 3.312 | 0.031 |
| 102 | 1113 | 3.300 | 3.302 | 0.002 |
| 102 | 1234 | 3.287 | 3.281 | -0.006 |
| 105 | 194 | 3.324 | 3.316 | -0.008 |
| 105 | 367 | 3.288 | 3.288 | 0.000 |
| 105 | 440 | 3.275 | 3.281 | 0.006 |
| 105 | 477 | 3.283 | 3.283 | 0.000 |
| 105 | 556 | 3.283 | 3.302 | 0.019 |
| 105 | 1213 | 3.287 | 3.285 | -0.002 |
| Max | | 3.345 | 3.326 | 0.031 |
| Average | | 3.290 | 3.287 | -0.003 |
| Min | | 3.261 | 3.261 | -0.033 |
| Std Dev | | 0.015 | 0.014 | 0.014 |

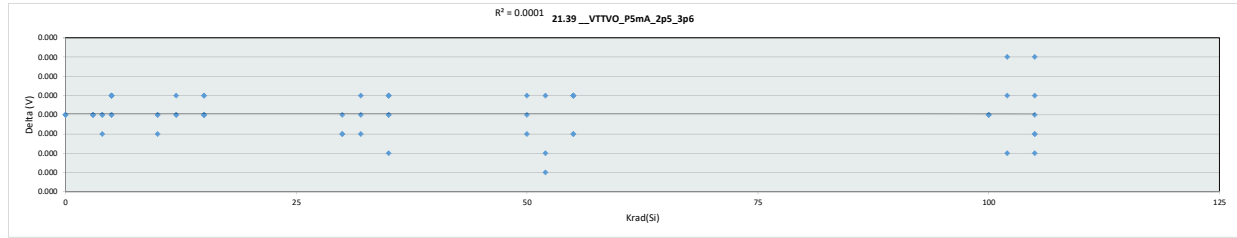


| 3.11_IVDDQSNS_1p5_2p375 | | | | | | | | | | | | | | | | |
|-------------------------|--|-------|-------|-------|-------|-------|-------|-------|-------|-------|-------|-------|-------|-------|-------|-------|
| Test Site | Serial # | PRE | POST | Delta | | | | | | | | | | | | |
| Tester | | | | | | | | | | | | | | | | |
| Test Number | | | | | | | | | | | | | | | | |
| Unit | | | | | | | | | | | | | | | | |
| Max Limit | 6 | µA | | | | | | | | | | | | | | |
| Min Limit | 6 | µA | | | | | | | | | | | | | | |
| Krad(Si) | Serial # <td>PRE</td> <td>POST</td> <td>Delta</td> | PRE | POST | Delta | | | | | | | | | | | | |
| 0 | 3 | 4 | 5 | 10 | 12 | 15 | 30 | 32 | 35 | 50 | 52 | 55 | 100 | 102 | 105 | |
| LL | | | | | | | | | | | | | | | | |
| Min | 3.277 | 3.281 | 3.281 | 3.273 | 3.271 | 3.267 | 3.281 | 3.261 | 3.275 | 3.265 | 3.277 | 3.294 | 3.281 | 3.273 | 3.281 | 3.281 |
| Average | 3.286 | 3.291 | 3.290 | 3.282 | 3.275 | 3.276 | 3.299 | 3.280 | 3.290 | 3.275 | 3.290 | 3.302 | 3.286 | 3.282 | 3.298 | 3.293 |
| Max | 3.298 | 3.306 | 3.298 | 3.296 | 3.281 | 3.287 | 3.326 | 3.306 | 3.298 | 3.283 | 3.306 | 3.314 | 3.294 | 3.294 | 3.312 | 3.316 |
| UL | 6.000 | 6.000 | 6.000 | 6.000 | 6.000 | 6.000 | 6.000 | 6.000 | 6.000 | 6.000 | 6.000 | 6.000 | 6.000 | 6.000 | 6.000 | 6.000 |

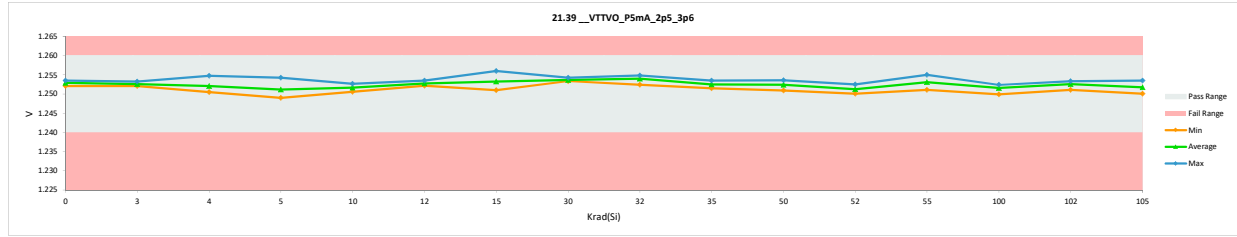


HDR TID Report
TPS7H3302-SP QML CALSS P

| 21.39_VTTVO_P5mA_2p5_3p6 | | | | |
|--------------------------|----------|-------------|-------|-------|
| Test Site | Tester | Test Number | Unit | Unit |
| | | | V | V |
| Max Limit | | | 1.26 | 1.26 |
| Min Limit | | | 1.24 | 1.24 |
| Krad(Si) | Serial # | PRE | POST | Delta |
| 0 | 775 | 1.252 | 1.252 | 0.000 |
| 0 | 1088 | 1.253 | 1.253 | 0.000 |
| 0 | 1106 | 1.253 | 1.253 | 0.000 |
| 3 | 817 | 1.252 | 1.252 | 0.000 |
| 3 | 825 | 1.253 | 1.253 | 0.000 |
| 3 | 833 | 1.252 | 1.252 | 0.000 |
| 4 | 547 | 1.251 | 1.251 | 0.000 |
| 4 | 645 | 1.250 | 1.250 | 0.000 |
| 4 | 788 | 1.255 | 1.255 | 0.000 |
| 5 | 959 | 1.252 | 1.252 | 0.000 |
| 5 | 991 | 1.249 | 1.249 | 0.000 |
| 5 | 1000 | 1.249 | 1.249 | 0.000 |
| 5 | 1011 | 1.250 | 1.250 | 0.000 |
| 5 | 1087 | 1.254 | 1.254 | 0.000 |
| 5 | 1097 | 1.253 | 1.253 | 0.000 |
| 10 | 180 | 1.253 | 1.253 | 0.000 |
| 10 | 236 | 1.252 | 1.252 | 0.000 |
| 10 | 246 | 1.251 | 1.251 | 0.000 |
| 12 | 190 | 1.253 | 1.253 | 0.000 |
| 12 | 266 | 1.252 | 1.252 | 0.000 |
| 12 | 308 | 1.253 | 1.253 | 0.000 |
| 15 | 848 | 1.254 | 1.254 | 0.000 |
| 15 | 878 | 1.251 | 1.251 | 0.000 |
| 15 | 880 | 1.255 | 1.255 | 0.000 |
| 15 | 942 | 1.253 | 1.253 | 0.000 |
| 15 | 947 | 1.252 | 1.252 | 0.000 |
| 15 | 962 | 1.256 | 1.256 | 0.000 |
| 30 | 1141 | 1.254 | 1.254 | 0.000 |
| 30 | 1242 | 1.254 | 1.253 | 0.000 |
| 30 | 1417 | 1.253 | 1.253 | 0.000 |
| 32 | 1126 | 1.253 | 1.252 | 0.000 |
| 32 | 1165 | 1.255 | 1.255 | 0.000 |
| 32 | 1300 | 1.255 | 1.255 | 0.000 |
| 35 | 376 | 1.253 | 1.253 | 0.000 |
| 35 | 405 | 1.252 | 1.252 | 0.000 |
| 35 | 425 | 1.253 | 1.253 | 0.000 |
| 35 | 492 | 1.252 | 1.252 | 0.000 |
| 35 | 501 | 1.253 | 1.253 | 0.000 |
| 35 | 521 | 1.252 | 1.252 | 0.000 |
| 50 | 300 | 1.251 | 1.251 | 0.000 |
| 50 | 756 | 1.253 | 1.253 | 0.000 |
| 50 | 1100 | 1.254 | 1.254 | 0.000 |
| 52 | 451 | 1.253 | 1.253 | 0.000 |
| 52 | 587 | 1.251 | 1.251 | 0.000 |
| 52 | 956 | 1.250 | 1.250 | 0.000 |
| 55 | 198 | 1.253 | 1.254 | 0.000 |
| 55 | 220 | 1.251 | 1.251 | 0.000 |
| 55 | 665 | 1.252 | 1.252 | 0.000 |
| 55 | 818 | 1.252 | 1.253 | 0.000 |
| 55 | 1057 | 1.255 | 1.255 | 0.000 |
| 55 | 1137 | 1.255 | 1.255 | 0.000 |
| 100 | 448 | 1.250 | 1.250 | 0.000 |
| 100 | 938 | 1.252 | 1.252 | 0.000 |
| 100 | 1051 | 1.252 | 1.252 | 0.000 |
| 102 | 921 | 1.253 | 1.253 | 0.000 |
| 102 | 1113 | 1.253 | 1.253 | 0.000 |
| 102 | 1234 | 1.251 | 1.251 | 0.000 |
| 105 | 194 | 1.251 | 1.251 | 0.000 |
| 105 | 367 | 1.250 | 1.250 | 0.000 |
| 105 | 440 | 1.251 | 1.251 | 0.000 |
| 105 | 477 | 1.254 | 1.253 | 0.000 |
| 105 | 556 | 1.252 | 1.252 | 0.000 |
| 105 | 1213 | 1.253 | 1.253 | 0.000 |
| Max | | 1.256 | 1.256 | 0.000 |
| Average | | 1.252 | 1.252 | 0.000 |
| Min | | 1.249 | 1.249 | 0.000 |
| Std Dev | | 0.002 | 0.002 | 0.000 |

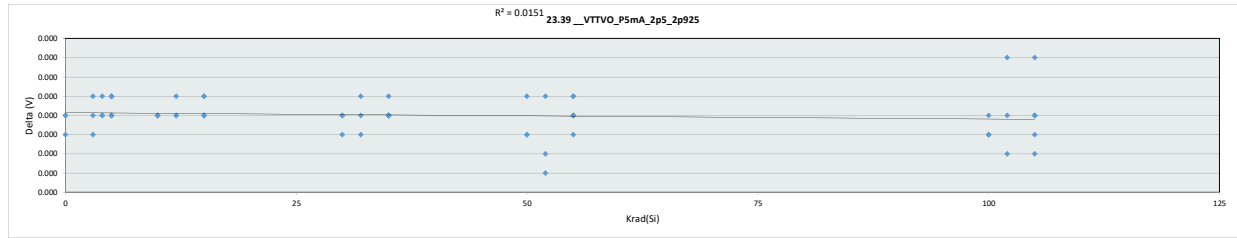


| 21.39_VTTVO_P5mA_2p5_3p6 | | | | | | | | | | | | | | | | |
|--------------------------|--------|-------------|-------|-------|-------|-------|-------|-------|-------|-------|-------|-------|-------|-------|-------|-------|
| Test Site | Tester | Test Number | Unit | Unit | | | | | | | | | | | | |
| | | | V | V | | | | | | | | | | | | |
| Max Limit | | | 1.26 | 1.26 | | | | | | | | | | | | |
| Min Limit | | | 1.24 | 1.24 | | | | | | | | | | | | |
| Krad(Si) | 0 | 3 | 4 | 5 | 10 | 12 | 15 | 30 | 32 | 35 | 50 | 52 | 55 | 100 | 102 | 105 |
| LL | 1.240 | 1.240 | 1.240 | 1.240 | 1.240 | 1.240 | 1.240 | 1.240 | 1.240 | 1.240 | 1.240 | 1.240 | 1.240 | 1.240 | 1.240 | 1.240 |
| Min | 1.252 | 1.252 | 1.251 | 1.249 | 1.251 | 1.252 | 1.251 | 1.253 | 1.252 | 1.252 | 1.251 | 1.250 | 1.251 | 1.250 | 1.251 | 1.250 |
| Average | 1.253 | 1.253 | 1.252 | 1.251 | 1.252 | 1.253 | 1.254 | 1.254 | 1.253 | 1.252 | 1.251 | 1.253 | 1.253 | 1.252 | 1.253 | 1.252 |
| Max | 1.254 | 1.253 | 1.255 | 1.254 | 1.253 | 1.254 | 1.256 | 1.255 | 1.254 | 1.254 | 1.254 | 1.253 | 1.255 | 1.252 | 1.253 | 1.254 |
| UL | 1.260 | 1.260 | 1.260 | 1.260 | 1.260 | 1.260 | 1.260 | 1.260 | 1.260 | 1.260 | 1.260 | 1.260 | 1.260 | 1.260 | 1.260 | 1.260 |

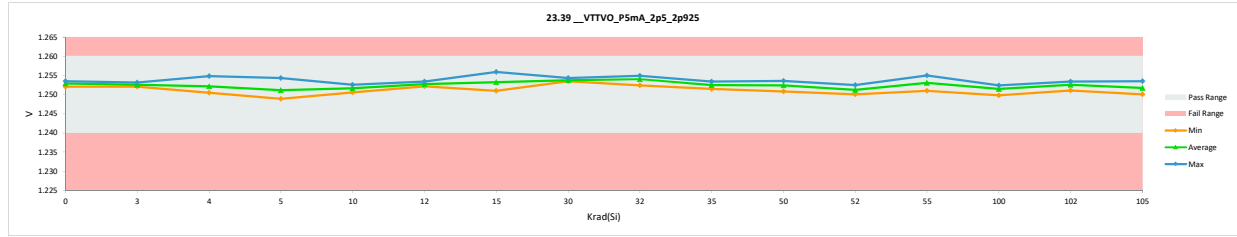


HDR TID Report
TPS7H3302-SP QML CALSS P

| 23.39_VTTVO_P5mA_2p5_2p925 | | | | |
|----------------------------|----------|-------------|-------|-------|
| Test Site | Tester | Test Number | Unit | |
| | | | V | V |
| Max Limit | | | 1.26 | 1.26 |
| Min Limit | | | 1.24 | 1.24 |
| Krad(Si) | Serial # | PRE | POST | Delta |
| 0 | 775 | 1.252 | 1.252 | 0.000 |
| 0 | 1088 | 1.253 | 1.253 | 0.000 |
| 0 | 1106 | 1.253 | 1.253 | 0.000 |
| 3 | 817 | 1.252 | 1.252 | 0.000 |
| 3 | 825 | 1.253 | 1.253 | 0.000 |
| 3 | 833 | 1.252 | 1.253 | 0.000 |
| 4 | 547 | 1.251 | 1.251 | 0.000 |
| 4 | 645 | 1.250 | 1.250 | 0.000 |
| 4 | 788 | 1.255 | 1.255 | 0.000 |
| 5 | 959 | 1.252 | 1.252 | 0.000 |
| 5 | 991 | 1.249 | 1.249 | 0.000 |
| 5 | 1000 | 1.249 | 1.249 | 0.000 |
| 5 | 1011 | 1.250 | 1.250 | 0.000 |
| 5 | 1087 | 1.254 | 1.254 | 0.000 |
| 5 | 1097 | 1.253 | 1.253 | 0.000 |
| 10 | 180 | 1.253 | 1.253 | 0.000 |
| 10 | 236 | 1.252 | 1.252 | 0.000 |
| 10 | 246 | 1.251 | 1.251 | 0.000 |
| 12 | 190 | 1.253 | 1.253 | 0.000 |
| 12 | 266 | 1.252 | 1.252 | 0.000 |
| 12 | 308 | 1.253 | 1.253 | 0.000 |
| 15 | 848 | 1.254 | 1.254 | 0.000 |
| 15 | 878 | 1.251 | 1.251 | 0.000 |
| 15 | 880 | 1.254 | 1.255 | 0.000 |
| 15 | 942 | 1.252 | 1.253 | 0.000 |
| 15 | 947 | 1.252 | 1.252 | 0.000 |
| 15 | 962 | 1.256 | 1.256 | 0.000 |
| 30 | 1141 | 1.254 | 1.254 | 0.000 |
| 30 | 1242 | 1.254 | 1.253 | 0.000 |
| 30 | 1417 | 1.253 | 1.253 | 0.000 |
| 32 | 1126 | 1.253 | 1.252 | 0.000 |
| 32 | 1165 | 1.255 | 1.255 | 0.000 |
| 32 | 1300 | 1.255 | 1.255 | 0.000 |
| 35 | 376 | 1.253 | 1.253 | 0.000 |
| 35 | 405 | 1.252 | 1.252 | 0.000 |
| 35 | 425 | 1.253 | 1.253 | 0.000 |
| 35 | 492 | 1.252 | 1.252 | 0.000 |
| 35 | 501 | 1.253 | 1.253 | 0.000 |
| 35 | 521 | 1.252 | 1.252 | 0.000 |
| 50 | 300 | 1.251 | 1.251 | 0.000 |
| 50 | 756 | 1.253 | 1.253 | 0.000 |
| 50 | 1100 | 1.254 | 1.254 | 0.000 |
| 52 | 451 | 1.253 | 1.253 | 0.000 |
| 52 | 587 | 1.251 | 1.251 | 0.000 |
| 52 | 956 | 1.250 | 1.250 | 0.000 |
| 55 | 198 | 1.254 | 1.254 | 0.000 |
| 55 | 220 | 1.251 | 1.251 | 0.000 |
| 55 | 665 | 1.252 | 1.252 | 0.000 |
| 55 | 818 | 1.252 | 1.253 | 0.000 |
| 55 | 1057 | 1.255 | 1.255 | 0.000 |
| 55 | 1137 | 1.255 | 1.255 | 0.000 |
| 100 | 448 | 1.250 | 1.250 | 0.000 |
| 100 | 938 | 1.252 | 1.252 | 0.000 |
| 100 | 1051 | 1.252 | 1.252 | 0.000 |
| 102 | 921 | 1.253 | 1.253 | 0.000 |
| 102 | 1113 | 1.253 | 1.253 | 0.000 |
| 102 | 1234 | 1.251 | 1.251 | 0.000 |
| 105 | 194 | 1.251 | 1.251 | 0.000 |
| 105 | 367 | 1.250 | 1.250 | 0.000 |
| 105 | 440 | 1.251 | 1.251 | 0.000 |
| 105 | 477 | 1.253 | 1.253 | 0.000 |
| 105 | 556 | 1.252 | 1.252 | 0.000 |
| 105 | 1213 | 1.253 | 1.253 | 0.000 |
| Max | | 1.256 | 1.256 | 0.000 |
| Average | | 1.252 | 1.252 | 0.000 |
| Min | | 1.249 | 1.249 | 0.000 |
| Std Dev | | 0.001 | 0.002 | 0.000 |

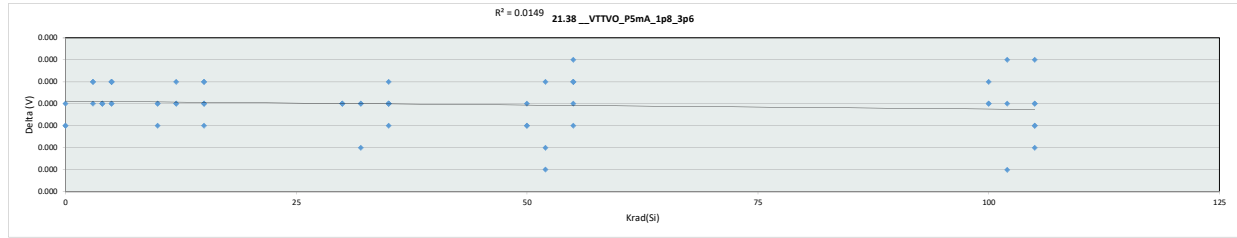


| 23.39_VTTVO_P5mA_2p5_2p925 | | | | | | | | | | | | | | | | |
|----------------------------|--------|-------------|-------|-----------|-----------|-------|-------|-------|-------|-------|-------|-------|-------|-------|-------|-------|
| Test Site | Tester | Test Number | Unit | Max Limit | Min Limit | | | | | | | | | | | |
| | | | V | 1.26 | 1.24 | | | | | | | | | | | |
| Krad(Si) | 0 | 3 | 4 | 5 | 10 | 12 | 15 | 30 | 32 | 35 | 50 | 52 | 55 | 100 | 102 | 105 |
| LL | 1.240 | 1.240 | 1.240 | 1.240 | 1.240 | 1.240 | 1.240 | 1.240 | 1.240 | 1.240 | 1.240 | 1.240 | 1.240 | 1.240 | 1.240 | 1.240 |
| Min | 1.252 | 1.252 | 1.251 | 1.249 | 1.251 | 1.252 | 1.251 | 1.254 | 1.252 | 1.252 | 1.251 | 1.250 | 1.251 | 1.250 | 1.251 | 1.250 |
| Average | 1.253 | 1.253 | 1.252 | 1.251 | 1.252 | 1.253 | 1.253 | 1.254 | 1.254 | 1.252 | 1.252 | 1.251 | 1.253 | 1.252 | 1.253 | 1.252 |
| Max | 1.254 | 1.253 | 1.255 | 1.254 | 1.253 | 1.256 | 1.254 | 1.255 | 1.255 | 1.253 | 1.254 | 1.253 | 1.255 | 1.252 | 1.253 | 1.254 |
| UL | 1.260 | 1.260 | 1.260 | 1.260 | 1.260 | 1.260 | 1.260 | 1.260 | 1.260 | 1.260 | 1.260 | 1.260 | 1.260 | 1.260 | 1.260 | 1.260 |

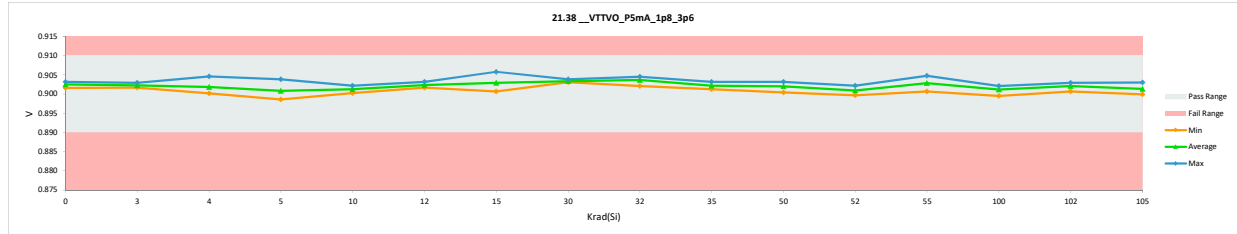


HDR TID Report
TPS7H3302-SP QML CALSS P

| 21.38_VTTVO_P5mA_1p8_3p6 | | | | |
|--------------------------|----------|-------------|-------|-------|
| Test Site | Tester | Test Number | Unit | Delta |
| | | | V | V |
| Max Limit | | | 0.91 | 0.91 |
| Min Limit | | | 0.89 | 0.89 |
| Krad(Si) | Serial # | PRE | POST | Delta |
| 0 | 775 | 0.902 | 0.902 | 0.000 |
| 0 | 1088 | 0.903 | 0.903 | 0.000 |
| 0 | 1106 | 0.903 | 0.903 | 0.000 |
| 3 | 817 | 0.902 | 0.902 | 0.000 |
| 3 | 825 | 0.903 | 0.903 | 0.000 |
| 3 | 833 | 0.902 | 0.902 | 0.000 |
| 4 | 847 | 0.901 | 0.901 | 0.000 |
| 4 | 645 | 0.900 | 0.900 | 0.000 |
| 4 | 788 | 0.905 | 0.905 | 0.000 |
| 5 | 959 | 0.901 | 0.901 | 0.000 |
| 5 | 991 | 0.899 | 0.899 | 0.000 |
| 5 | 1000 | 0.899 | 0.899 | 0.000 |
| 5 | 1011 | 0.900 | 0.900 | 0.000 |
| 5 | 1087 | 0.904 | 0.904 | 0.000 |
| 5 | 1097 | 0.902 | 0.902 | 0.000 |
| 10 | 180 | 0.902 | 0.902 | 0.000 |
| 10 | 236 | 0.901 | 0.901 | 0.000 |
| 10 | 246 | 0.900 | 0.900 | 0.000 |
| 12 | 190 | 0.903 | 0.903 | 0.000 |
| 12 | 266 | 0.902 | 0.902 | 0.000 |
| 12 | 308 | 0.902 | 0.902 | 0.000 |
| 15 | 848 | 0.904 | 0.904 | 0.000 |
| 15 | 878 | 0.901 | 0.901 | 0.000 |
| 15 | 880 | 0.904 | 0.904 | 0.000 |
| 15 | 942 | 0.902 | 0.902 | 0.000 |
| 15 | 947 | 0.901 | 0.901 | 0.000 |
| 15 | 962 | 0.906 | 0.906 | 0.000 |
| 30 | 1141 | 0.904 | 0.904 | 0.000 |
| 30 | 1242 | 0.903 | 0.903 | 0.000 |
| 30 | 1417 | 0.903 | 0.903 | 0.000 |
| 32 | 1126 | 0.902 | 0.902 | 0.000 |
| 32 | 1165 | 0.904 | 0.904 | 0.000 |
| 32 | 1300 | 0.905 | 0.905 | 0.000 |
| 35 | 376 | 0.903 | 0.903 | 0.000 |
| 35 | 405 | 0.902 | 0.902 | 0.000 |
| 35 | 425 | 0.902 | 0.902 | 0.000 |
| 35 | 492 | 0.902 | 0.902 | 0.000 |
| 35 | 501 | 0.903 | 0.903 | 0.000 |
| 35 | 521 | 0.901 | 0.901 | 0.000 |
| 50 | 300 | 0.900 | 0.900 | 0.000 |
| 50 | 756 | 0.902 | 0.902 | 0.000 |
| 50 | 1100 | 0.903 | 0.903 | 0.000 |
| 52 | 451 | 0.902 | 0.902 | 0.000 |
| 52 | 587 | 0.901 | 0.901 | 0.000 |
| 52 | 956 | 0.900 | 0.900 | 0.000 |
| 55 | 198 | 0.903 | 0.903 | 0.000 |
| 55 | 220 | 0.901 | 0.901 | 0.000 |
| 55 | 665 | 0.901 | 0.901 | 0.000 |
| 55 | 818 | 0.902 | 0.902 | 0.000 |
| 55 | 1057 | 0.905 | 0.905 | 0.000 |
| 55 | 1137 | 0.905 | 0.905 | 0.000 |
| 100 | 448 | 0.900 | 0.900 | 0.000 |
| 100 | 938 | 0.902 | 0.902 | 0.000 |
| 100 | 1051 | 0.902 | 0.902 | 0.000 |
| 102 | 921 | 0.903 | 0.903 | 0.000 |
| 102 | 1113 | 0.903 | 0.903 | 0.000 |
| 102 | 1234 | 0.901 | 0.901 | 0.000 |
| 105 | 194 | 0.901 | 0.901 | 0.000 |
| 105 | 367 | 0.900 | 0.900 | 0.000 |
| 105 | 440 | 0.900 | 0.901 | 0.000 |
| 105 | 477 | 0.903 | 0.903 | 0.000 |
| 105 | 556 | 0.902 | 0.902 | 0.000 |
| 105 | 1213 | 0.902 | 0.902 | 0.000 |
| Max | | 0.906 | 0.906 | 0.000 |
| Average | | 0.902 | 0.902 | 0.000 |
| Min | | 0.899 | 0.899 | 0.000 |
| Std Dev | | 0.002 | 0.002 | 0.000 |

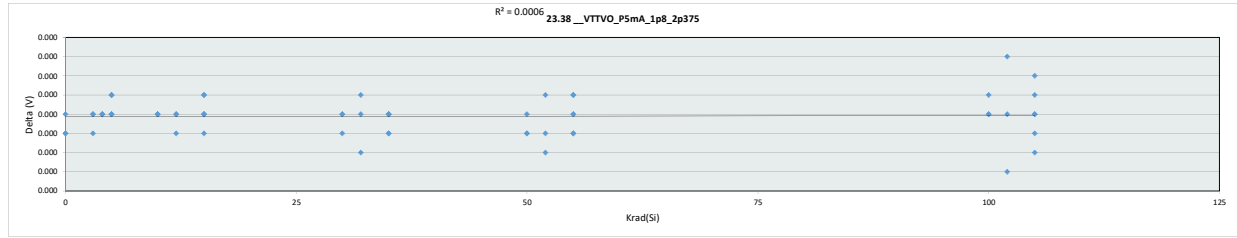


| 21.38_VTTVO_P5mA_1p8_3p6 | | | | | | | | | | | | | | | | | | | | | |
|--------------------------|--------|-------------|-----------|-----------|----------|-------|-------|-------|-------|-------|-------|-------|-------|-------|-------|-------|-------|-------|-------|-------|-------|
| Test Site | Tester | Test Number | Max Limit | Min Limit | Krad(Si) | | | | | | | | | | | | | | | | |
| | | | 0.91 | 0.89 | 0 | 3 | 4 | 5 | 10 | 12 | 15 | 30 | 32 | 35 | 50 | 52 | 55 | 100 | 102 | 105 | |
| LL | | | 0.890 | 0.890 | 0.890 | 0.890 | 0.890 | 0.890 | 0.890 | 0.890 | 0.890 | 0.890 | 0.890 | 0.890 | 0.890 | 0.890 | 0.890 | 0.890 | 0.890 | 0.890 | 0.890 |
| Min | | | 0.902 | 0.902 | 0.900 | 0.899 | 0.900 | 0.899 | 0.900 | 0.902 | 0.901 | 0.903 | 0.902 | 0.901 | 0.900 | 0.901 | 0.901 | 0.900 | 0.901 | 0.900 | 0.900 |
| Average | | | 0.903 | 0.902 | 0.902 | 0.901 | 0.901 | 0.901 | 0.901 | 0.902 | 0.903 | 0.903 | 0.904 | 0.902 | 0.902 | 0.901 | 0.903 | 0.901 | 0.901 | 0.902 | 0.901 |
| Max | | | 0.903 | 0.903 | 0.905 | 0.904 | 0.905 | 0.904 | 0.902 | 0.903 | 0.906 | 0.904 | 0.905 | 0.903 | 0.903 | 0.902 | 0.905 | 0.902 | 0.903 | 0.902 | 0.903 |
| UL | | | 0.910 | 0.910 | 0.910 | 0.910 | 0.910 | 0.910 | 0.910 | 0.910 | 0.910 | 0.910 | 0.910 | 0.910 | 0.910 | 0.910 | 0.910 | 0.910 | 0.910 | 0.910 | 0.910 |

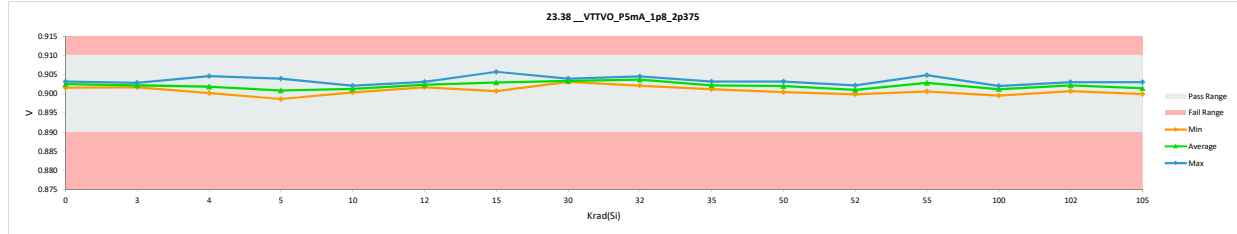


HDR TID Report
TPS7H3302-SP QML CALSS P

| 23.38_VTTVO_P5mA_1p8_2p375 | | | | |
|----------------------------|----------|-------|-------|-------|
| Test Site | | | | |
| Tester | | | | |
| Test Number | | | | |
| Unit | V | V | | |
| Max Limit | 0.91 | 0.91 | | |
| Min Limit | 0.89 | 0.89 | | |
| Krad(Si) | Serial # | PRE | POST | Delta |
| 0 | 775 | 0.902 | 0.902 | 0.000 |
| 0 | 1088 | 0.903 | 0.903 | 0.000 |
| 0 | 1106 | 0.903 | 0.903 | 0.000 |
| 3 | 817 | 0.902 | 0.902 | 0.000 |
| 3 | 825 | 0.903 | 0.903 | 0.000 |
| 3 | 833 | 0.902 | 0.902 | 0.000 |
| 4 | 847 | 0.901 | 0.901 | 0.000 |
| 4 | 645 | 0.900 | 0.900 | 0.000 |
| 4 | 788 | 0.905 | 0.905 | 0.000 |
| 5 | 959 | 0.901 | 0.901 | 0.000 |
| 5 | 991 | 0.899 | 0.899 | 0.000 |
| 5 | 1000 | 0.899 | 0.899 | 0.000 |
| 5 | 1011 | 0.900 | 0.900 | 0.000 |
| 5 | 1087 | 0.904 | 0.904 | 0.000 |
| 5 | 1097 | 0.902 | 0.902 | 0.000 |
| 10 | 180 | 0.902 | 0.902 | 0.000 |
| 10 | 236 | 0.901 | 0.901 | 0.000 |
| 10 | 246 | 0.900 | 0.900 | 0.000 |
| 12 | 190 | 0.903 | 0.903 | 0.000 |
| 12 | 266 | 0.902 | 0.902 | 0.000 |
| 12 | 308 | 0.902 | 0.902 | 0.000 |
| 15 | 848 | 0.904 | 0.904 | 0.000 |
| 15 | 878 | 0.901 | 0.901 | 0.000 |
| 15 | 880 | 0.904 | 0.904 | 0.000 |
| 15 | 942 | 0.902 | 0.902 | 0.000 |
| 15 | 947 | 0.901 | 0.901 | 0.000 |
| 15 | 962 | 0.906 | 0.906 | 0.000 |
| 30 | 1141 | 0.904 | 0.904 | 0.000 |
| 30 | 1242 | 0.903 | 0.903 | 0.000 |
| 30 | 1417 | 0.903 | 0.903 | 0.000 |
| 32 | 1126 | 0.902 | 0.902 | 0.000 |
| 32 | 1165 | 0.904 | 0.904 | 0.000 |
| 32 | 1300 | 0.905 | 0.905 | 0.000 |
| 35 | 376 | 0.903 | 0.903 | 0.000 |
| 35 | 405 | 0.902 | 0.902 | 0.000 |
| 35 | 425 | 0.902 | 0.902 | 0.000 |
| 35 | 492 | 0.902 | 0.902 | 0.000 |
| 35 | 501 | 0.903 | 0.903 | 0.000 |
| 35 | 521 | 0.901 | 0.901 | 0.000 |
| 50 | 300 | 0.900 | 0.900 | 0.000 |
| 50 | 756 | 0.902 | 0.902 | 0.000 |
| 50 | 1100 | 0.903 | 0.903 | 0.000 |
| 52 | 451 | 0.902 | 0.902 | 0.000 |
| 52 | 587 | 0.901 | 0.901 | 0.000 |
| 52 | 956 | 0.900 | 0.900 | 0.000 |
| 55 | 198 | 0.903 | 0.903 | 0.000 |
| 55 | 220 | 0.901 | 0.901 | 0.000 |
| 55 | 665 | 0.901 | 0.901 | 0.000 |
| 55 | 818 | 0.902 | 0.902 | 0.000 |
| 55 | 1057 | 0.905 | 0.905 | 0.000 |
| 55 | 1137 | 0.905 | 0.905 | 0.000 |
| 100 | 448 | 0.900 | 0.900 | 0.000 |
| 100 | 938 | 0.902 | 0.902 | 0.000 |
| 100 | 1051 | 0.902 | 0.902 | 0.000 |
| 102 | 921 | 0.903 | 0.903 | 0.000 |
| 102 | 1113 | 0.903 | 0.903 | 0.000 |
| 102 | 1234 | 0.901 | 0.901 | 0.000 |
| 105 | 194 | 0.901 | 0.901 | 0.000 |
| 105 | 367 | 0.900 | 0.900 | 0.000 |
| 105 | 440 | 0.900 | 0.901 | 0.000 |
| 105 | 477 | 0.903 | 0.903 | 0.000 |
| 105 | 556 | 0.902 | 0.902 | 0.000 |
| 105 | 1213 | 0.902 | 0.902 | 0.000 |
| Max | | 0.906 | 0.906 | 0.000 |
| Average | | 0.902 | 0.902 | 0.000 |
| Min | | 0.899 | 0.899 | 0.000 |
| Std Dev | | 0.002 | 0.002 | 0.000 |

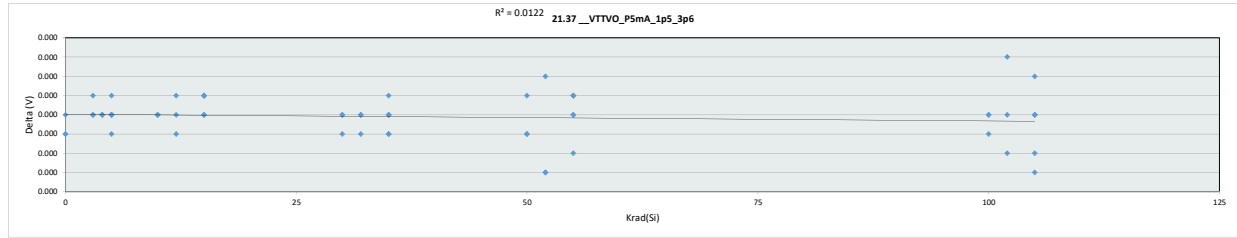


| 23.38_VTTVO_P5mA_1p8_2p375 | | | | | | | | | | | | | | | | |
|----------------------------|-------|-------|-------|-------|-------|-------|-------|-------|-------|-------|-------|-------|-------|-------|-------|-------|
| Test Site | | | | | | | | | | | | | | | | |
| Tester | | | | | | | | | | | | | | | | |
| Test Number | | | | | | | | | | | | | | | | |
| Max Limit | 0.91 | V | | | | | | | | | | | | | | |
| Min Limit | 0.89 | V | | | | | | | | | | | | | | |
| Krad(Si) | 0 | 3 | 4 | 5 | 10 | 12 | 15 | 30 | 32 | 35 | 50 | 52 | 55 | 100 | 102 | 105 |
| LL | 0.890 | 0.890 | 0.890 | 0.890 | 0.890 | 0.890 | 0.890 | 0.890 | 0.890 | 0.890 | 0.890 | 0.890 | 0.890 | 0.890 | 0.890 | 0.890 |
| Min | 0.902 | 0.902 | 0.900 | 0.900 | 0.899 | 0.900 | 0.901 | 0.903 | 0.902 | 0.901 | 0.902 | 0.901 | 0.901 | 0.900 | 0.901 | 0.900 |
| Average | 0.903 | 0.902 | 0.902 | 0.902 | 0.901 | 0.901 | 0.902 | 0.903 | 0.904 | 0.902 | 0.902 | 0.901 | 0.903 | 0.901 | 0.902 | 0.901 |
| Max | 0.903 | 0.903 | 0.905 | 0.904 | 0.902 | 0.903 | 0.906 | 0.904 | 0.905 | 0.903 | 0.903 | 0.902 | 0.905 | 0.902 | 0.903 | 0.903 |
| UL | 0.910 | 0.910 | 0.910 | 0.910 | 0.910 | 0.910 | 0.910 | 0.910 | 0.910 | 0.910 | 0.910 | 0.910 | 0.910 | 0.910 | 0.910 | 0.910 |

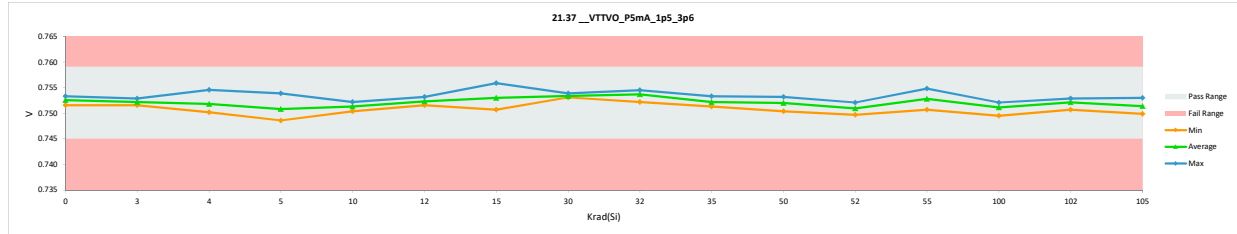


HDR TID Report
TPS7H3302-SP QML CALSS P

| 21.37_VTTVO_P5mA_1p5_3p6 | | | | |
|--------------------------|----------|-------------|-------|-------|
| Test Site | Tester | Test Number | Unit | Delta |
| | | | V | V |
| Max Limit | | | 0.759 | 0.759 |
| Min Limit | | | 0.745 | 0.745 |
| Krad(Si) | Serial # | PRE | POST | Delta |
| 0 | 775 | 0.752 | 0.752 | 0.000 |
| 0 | 1088 | 0.753 | 0.753 | 0.000 |
| 0 | 1106 | 0.753 | 0.753 | 0.000 |
| 3 | 817 | 0.752 | 0.752 | 0.000 |
| 3 | 825 | 0.753 | 0.753 | 0.000 |
| 3 | 833 | 0.752 | 0.752 | 0.000 |
| 4 | 847 | 0.751 | 0.751 | 0.000 |
| 4 | 645 | 0.750 | 0.750 | 0.000 |
| 4 | 788 | 0.755 | 0.755 | 0.000 |
| 5 | 959 | 0.751 | 0.751 | 0.000 |
| 5 | 991 | 0.749 | 0.749 | 0.000 |
| 5 | 1000 | 0.748 | 0.749 | 0.000 |
| 5 | 1011 | 0.750 | 0.750 | 0.000 |
| 5 | 1087 | 0.754 | 0.754 | 0.000 |
| 5 | 1097 | 0.752 | 0.752 | 0.000 |
| 10 | 180 | 0.752 | 0.752 | 0.000 |
| 10 | 236 | 0.751 | 0.751 | 0.000 |
| 10 | 246 | 0.750 | 0.750 | 0.000 |
| 12 | 190 | 0.753 | 0.753 | 0.000 |
| 12 | 266 | 0.752 | 0.752 | 0.000 |
| 12 | 308 | 0.752 | 0.752 | 0.000 |
| 15 | 848 | 0.753 | 0.754 | 0.000 |
| 15 | 878 | 0.751 | 0.751 | 0.000 |
| 15 | 880 | 0.754 | 0.754 | 0.000 |
| 15 | 942 | 0.752 | 0.752 | 0.000 |
| 15 | 947 | 0.751 | 0.751 | 0.000 |
| 15 | 962 | 0.756 | 0.756 | 0.000 |
| 30 | 1141 | 0.754 | 0.754 | 0.000 |
| 30 | 1242 | 0.753 | 0.753 | 0.000 |
| 30 | 1417 | 0.753 | 0.753 | 0.000 |
| 32 | 1126 | 0.752 | 0.752 | 0.000 |
| 32 | 1165 | 0.754 | 0.754 | 0.000 |
| 32 | 1300 | 0.754 | 0.754 | 0.000 |
| 35 | 376 | 0.753 | 0.753 | 0.000 |
| 35 | 405 | 0.752 | 0.752 | 0.000 |
| 35 | 425 | 0.752 | 0.752 | 0.000 |
| 35 | 492 | 0.752 | 0.752 | 0.000 |
| 35 | 501 | 0.753 | 0.753 | 0.000 |
| 35 | 521 | 0.751 | 0.751 | 0.000 |
| 50 | 300 | 0.751 | 0.750 | 0.000 |
| 50 | 756 | 0.752 | 0.752 | 0.000 |
| 50 | 1100 | 0.753 | 0.753 | 0.000 |
| 52 | 451 | 0.752 | 0.752 | 0.000 |
| 52 | 587 | 0.751 | 0.751 | 0.000 |
| 52 | 956 | 0.750 | 0.750 | 0.000 |
| 55 | 198 | 0.753 | 0.753 | 0.000 |
| 55 | 220 | 0.751 | 0.751 | 0.000 |
| 55 | 665 | 0.751 | 0.751 | 0.000 |
| 55 | 818 | 0.752 | 0.752 | 0.000 |
| 55 | 1057 | 0.755 | 0.755 | 0.000 |
| 55 | 1137 | 0.755 | 0.755 | 0.000 |
| 100 | 448 | 0.749 | 0.749 | 0.000 |
| 100 | 938 | 0.752 | 0.752 | 0.000 |
| 100 | 1051 | 0.752 | 0.752 | 0.000 |
| 102 | 921 | 0.753 | 0.753 | 0.000 |
| 102 | 1113 | 0.753 | 0.753 | 0.000 |
| 102 | 1234 | 0.751 | 0.751 | 0.000 |
| 105 | 194 | 0.751 | 0.751 | 0.000 |
| 105 | 367 | 0.750 | 0.750 | 0.000 |
| 105 | 440 | 0.750 | 0.751 | 0.000 |
| 105 | 477 | 0.753 | 0.753 | 0.000 |
| 105 | 556 | 0.752 | 0.752 | 0.000 |
| 105 | 1213 | 0.752 | 0.752 | 0.000 |
| Max | | 0.756 | 0.756 | 0.000 |
| Average | | 0.752 | 0.752 | 0.000 |
| Min | | 0.748 | 0.749 | 0.000 |
| Std Dev | | 0.002 | 0.002 | 0.000 |

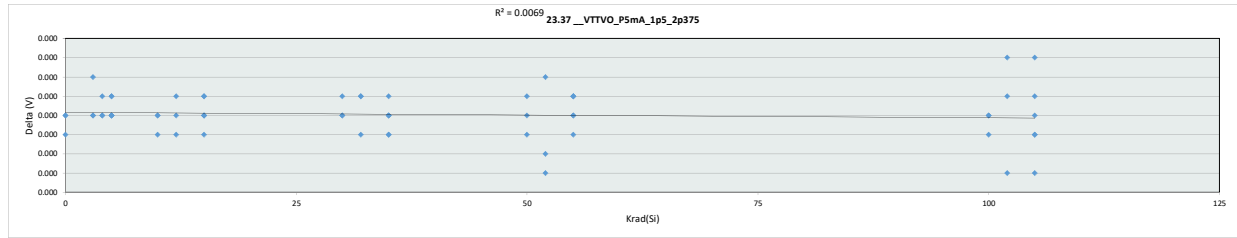


| 21.37_VTTVO_P5mA_1p5_3p6 | | | | | | | | | | | | | | | | | | | | | |
|--------------------------|--------|-------------|-----------|-----------|-------|-------|-------|-------|-------|-------|-------|-------|-------|-------|-------|-------|-------|-------|-------|-------|-------|
| Test Site | Tester | Test Number | Max Limit | Min Limit | 0 | 3 | 4 | 5 | 10 | 12 | 15 | 30 | 32 | 35 | 50 | 52 | 55 | 100 | 102 | 105 | |
| LL | | | 0.745 | 0.745 | 0.745 | 0.745 | 0.745 | 0.745 | 0.745 | 0.745 | 0.745 | 0.745 | 0.745 | 0.745 | 0.745 | 0.745 | 0.745 | 0.745 | 0.745 | 0.745 | 0.745 |
| Min | | | 0.752 | 0.752 | 0.750 | 0.749 | 0.750 | 0.750 | 0.750 | 0.752 | 0.751 | 0.753 | 0.752 | 0.751 | 0.750 | 0.751 | 0.751 | 0.750 | 0.751 | 0.751 | 0.750 |
| Average | | | 0.753 | 0.752 | 0.752 | 0.751 | 0.751 | 0.751 | 0.751 | 0.752 | 0.753 | 0.753 | 0.754 | 0.752 | 0.752 | 0.751 | 0.753 | 0.751 | 0.752 | 0.752 | 0.751 |
| Max | | | 0.753 | 0.753 | 0.755 | 0.754 | 0.752 | 0.752 | 0.753 | 0.756 | 0.754 | 0.755 | 0.755 | 0.753 | 0.753 | 0.752 | 0.755 | 0.752 | 0.752 | 0.753 | 0.753 |
| UL | | | 0.759 | 0.759 | 0.759 | 0.759 | 0.759 | 0.759 | 0.759 | 0.759 | 0.759 | 0.759 | 0.759 | 0.759 | 0.759 | 0.759 | 0.759 | 0.759 | 0.759 | 0.759 | 0.759 |

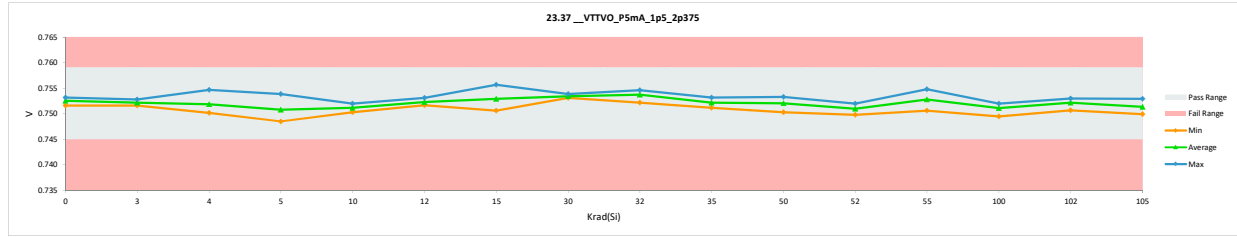


HDR TID Report
TPS7H3302-SP QML CALSS P

| 23.37_VTTVO_P5mA_1p5_2p375 | | | | |
|----------------------------|----------|-------------|-------|-------|
| Test Site | Tester | Test Number | Unit | Delta |
| | | | V | V |
| Max Limit | | | 0.759 | 0.759 |
| Min Limit | | | 0.745 | 0.745 |
| Krad(Si) | Serial # | PRE | POST | Delta |
| 0 | 775 | 0.752 | 0.752 | 0.000 |
| 0 | 1088 | 0.753 | 0.753 | 0.000 |
| 0 | 1106 | 0.753 | 0.753 | 0.000 |
| 3 | 817 | 0.752 | 0.752 | 0.000 |
| 3 | 825 | 0.753 | 0.753 | 0.000 |
| 3 | 833 | 0.752 | 0.752 | 0.000 |
| 4 | 847 | 0.751 | 0.751 | 0.000 |
| 4 | 645 | 0.750 | 0.750 | 0.000 |
| 4 | 788 | 0.755 | 0.755 | 0.000 |
| 5 | 959 | 0.751 | 0.751 | 0.000 |
| 5 | 991 | 0.749 | 0.749 | 0.000 |
| 5 | 1000 | 0.748 | 0.748 | 0.000 |
| 5 | 1011 | 0.750 | 0.750 | 0.000 |
| 5 | 1087 | 0.754 | 0.754 | 0.000 |
| 5 | 1097 | 0.752 | 0.752 | 0.000 |
| 10 | 180 | 0.752 | 0.752 | 0.000 |
| 10 | 236 | 0.751 | 0.751 | 0.000 |
| 10 | 246 | 0.750 | 0.750 | 0.000 |
| 12 | 190 | 0.753 | 0.753 | 0.000 |
| 12 | 266 | 0.752 | 0.752 | 0.000 |
| 12 | 308 | 0.752 | 0.752 | 0.000 |
| 15 | 848 | 0.753 | 0.753 | 0.000 |
| 15 | 878 | 0.751 | 0.751 | 0.000 |
| 15 | 880 | 0.754 | 0.754 | 0.000 |
| 15 | 942 | 0.752 | 0.752 | 0.000 |
| 15 | 947 | 0.751 | 0.751 | 0.000 |
| 15 | 962 | 0.756 | 0.756 | 0.000 |
| 30 | 1141 | 0.754 | 0.754 | 0.000 |
| 30 | 1242 | 0.753 | 0.753 | 0.000 |
| 30 | 1417 | 0.753 | 0.753 | 0.000 |
| 32 | 1126 | 0.752 | 0.752 | 0.000 |
| 32 | 1165 | 0.754 | 0.754 | 0.000 |
| 32 | 1300 | 0.754 | 0.755 | 0.000 |
| 35 | 376 | 0.753 | 0.753 | 0.000 |
| 35 | 405 | 0.752 | 0.752 | 0.000 |
| 35 | 425 | 0.752 | 0.752 | 0.000 |
| 35 | 492 | 0.752 | 0.752 | 0.000 |
| 35 | 501 | 0.753 | 0.753 | 0.000 |
| 35 | 521 | 0.751 | 0.751 | 0.000 |
| 50 | 300 | 0.750 | 0.750 | 0.000 |
| 50 | 756 | 0.752 | 0.752 | 0.000 |
| 50 | 1100 | 0.753 | 0.753 | 0.000 |
| 52 | 451 | 0.752 | 0.752 | 0.000 |
| 52 | 587 | 0.751 | 0.751 | 0.000 |
| 52 | 956 | 0.750 | 0.750 | 0.000 |
| 55 | 198 | 0.753 | 0.753 | 0.000 |
| 55 | 220 | 0.751 | 0.751 | 0.000 |
| 55 | 665 | 0.751 | 0.751 | 0.000 |
| 55 | 818 | 0.752 | 0.752 | 0.000 |
| 55 | 1057 | 0.755 | 0.755 | 0.000 |
| 55 | 1137 | 0.755 | 0.755 | 0.000 |
| 100 | 448 | 0.749 | 0.749 | 0.000 |
| 100 | 938 | 0.752 | 0.752 | 0.000 |
| 100 | 1051 | 0.752 | 0.752 | 0.000 |
| 102 | 921 | 0.753 | 0.753 | 0.000 |
| 102 | 1113 | 0.753 | 0.753 | 0.000 |
| 102 | 1234 | 0.751 | 0.751 | 0.000 |
| 105 | 194 | 0.751 | 0.751 | 0.000 |
| 105 | 367 | 0.750 | 0.750 | 0.000 |
| 105 | 440 | 0.750 | 0.751 | 0.000 |
| 105 | 477 | 0.753 | 0.753 | 0.000 |
| 105 | 556 | 0.752 | 0.752 | 0.000 |
| 105 | 1213 | 0.752 | 0.752 | 0.000 |
| Max | | 0.756 | 0.756 | 0.000 |
| Average | | 0.752 | 0.752 | 0.000 |
| Min | | 0.748 | 0.748 | 0.000 |
| Std Dev | | 0.002 | 0.002 | 0.000 |

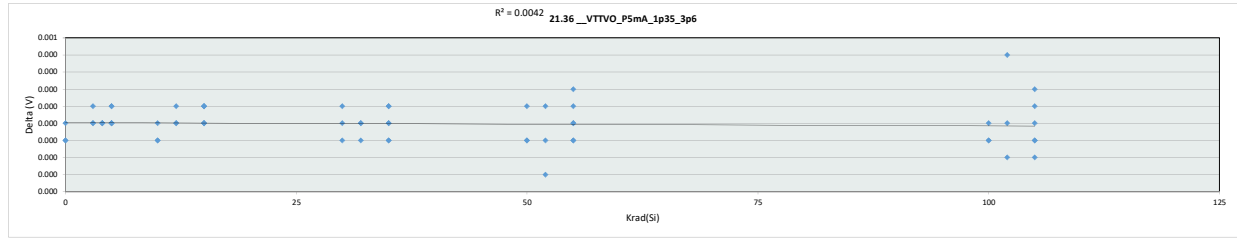


| 23.37_VTTVO_P5mA_1p5_2p375 | | | | | | | | | | | | | | | | | | | | | |
|----------------------------|--------|-------------|-----------|-----------|----------|-------|-------|-------|-------|-------|-------|-------|-------|-------|-------|-------|-------|-------|-------|-------|-------|
| Test Site | Tester | Test Number | Max Limit | Min Limit | Krad(Si) | | | | | | | | | | | | | | | | |
| | | | 0.759 | 0.745 | 0 | 3 | 4 | 5 | 10 | 12 | 15 | 30 | 32 | 35 | 50 | 52 | 55 | 100 | 102 | 105 | |
| LL | | | 0.745 | 0.745 | 0.745 | 0.745 | 0.745 | 0.745 | 0.745 | 0.745 | 0.745 | 0.745 | 0.745 | 0.745 | 0.745 | 0.745 | 0.745 | 0.745 | 0.745 | 0.745 | 0.745 |
| Min | | | 0.752 | 0.752 | 0.750 | 0.749 | 0.750 | 0.750 | 0.750 | 0.752 | 0.751 | 0.753 | 0.753 | 0.754 | 0.752 | 0.751 | 0.750 | 0.751 | 0.750 | 0.751 | 0.750 |
| Average | | | 0.753 | 0.752 | 0.752 | 0.751 | 0.751 | 0.751 | 0.751 | 0.752 | 0.753 | 0.753 | 0.754 | 0.752 | 0.752 | 0.751 | 0.753 | 0.751 | 0.752 | 0.751 | 0.751 |
| Max | | | 0.753 | 0.753 | 0.755 | 0.754 | 0.752 | 0.752 | 0.753 | 0.756 | 0.754 | 0.755 | 0.753 | 0.753 | 0.753 | 0.752 | 0.755 | 0.752 | 0.755 | 0.752 | 0.753 |
| UL | | | 0.759 | 0.759 | 0.759 | 0.759 | 0.759 | 0.759 | 0.759 | 0.759 | 0.759 | 0.759 | 0.759 | 0.759 | 0.759 | 0.759 | 0.759 | 0.759 | 0.759 | 0.759 | 0.759 |

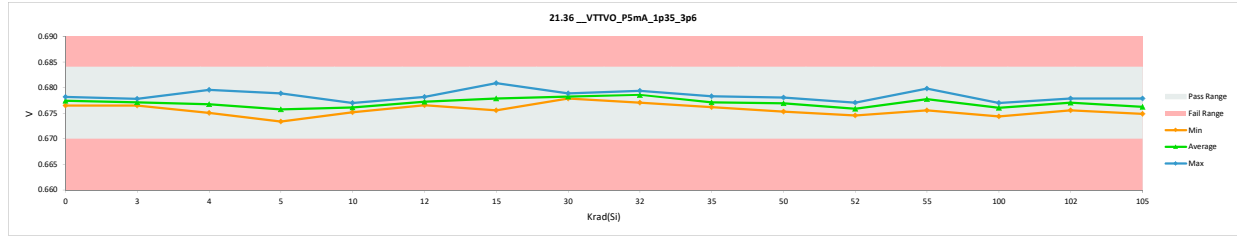


HDR TID Report
TPS7H3302-SP QML CALSS P

| 21.36_VTTVO_P5mA_1p35_3p6 | | | | |
|---------------------------|----------|-------|-------|-------|
| Test Site | | | | |
| Tester | | | | |
| Test Number | | | | |
| Unit | V | V | | |
| Max Limit | 0.684 | 0.684 | | |
| Min Limit | 0.67 | 0.67 | | |
| Krad(Si) | Serial # | PRE | POST | Delta |
| 0 | 775 | 0.677 | 0.677 | 0.000 |
| 0 | 1088 | 0.678 | 0.678 | 0.000 |
| 0 | 1106 | 0.678 | 0.678 | 0.000 |
| 3 | 817 | 0.677 | 0.677 | 0.000 |
| 3 | 825 | 0.678 | 0.678 | 0.000 |
| 3 | 833 | 0.677 | 0.677 | 0.000 |
| 4 | 847 | 0.676 | 0.676 | 0.000 |
| 4 | 645 | 0.675 | 0.675 | 0.000 |
| 4 | 788 | 0.680 | 0.680 | 0.000 |
| 5 | 959 | 0.676 | 0.676 | 0.000 |
| 5 | 991 | 0.674 | 0.674 | 0.000 |
| 5 | 1000 | 0.673 | 0.673 | 0.000 |
| 5 | 1011 | 0.675 | 0.675 | 0.000 |
| 5 | 1087 | 0.679 | 0.679 | 0.000 |
| 5 | 1097 | 0.677 | 0.677 | 0.000 |
| 10 | 180 | 0.677 | 0.677 | 0.000 |
| 10 | 236 | 0.676 | 0.676 | 0.000 |
| 10 | 246 | 0.675 | 0.675 | 0.000 |
| 12 | 190 | 0.678 | 0.678 | 0.000 |
| 12 | 266 | 0.677 | 0.677 | 0.000 |
| 12 | 308 | 0.677 | 0.677 | 0.000 |
| 15 | 848 | 0.678 | 0.678 | 0.000 |
| 15 | 878 | 0.676 | 0.676 | 0.000 |
| 15 | 880 | 0.679 | 0.679 | 0.000 |
| 15 | 942 | 0.677 | 0.677 | 0.000 |
| 15 | 947 | 0.676 | 0.676 | 0.000 |
| 15 | 962 | 0.681 | 0.681 | 0.000 |
| 30 | 1141 | 0.679 | 0.679 | 0.000 |
| 30 | 1242 | 0.678 | 0.678 | 0.000 |
| 30 | 1417 | 0.678 | 0.678 | 0.000 |
| 32 | 1126 | 0.677 | 0.677 | 0.000 |
| 32 | 1165 | 0.679 | 0.679 | 0.000 |
| 32 | 1300 | 0.679 | 0.679 | 0.000 |
| 35 | 376 | 0.678 | 0.678 | 0.000 |
| 35 | 405 | 0.677 | 0.677 | 0.000 |
| 35 | 425 | 0.677 | 0.677 | 0.000 |
| 35 | 492 | 0.677 | 0.677 | 0.000 |
| 35 | 501 | 0.678 | 0.678 | 0.000 |
| 35 | 521 | 0.676 | 0.676 | 0.000 |
| 50 | 300 | 0.675 | 0.675 | 0.000 |
| 50 | 756 | 0.677 | 0.677 | 0.000 |
| 50 | 1100 | 0.678 | 0.678 | 0.000 |
| 52 | 451 | 0.677 | 0.677 | 0.000 |
| 52 | 587 | 0.676 | 0.676 | 0.000 |
| 52 | 956 | 0.675 | 0.675 | 0.000 |
| 55 | 198 | 0.678 | 0.678 | 0.000 |
| 55 | 220 | 0.675 | 0.676 | 0.000 |
| 55 | 665 | 0.676 | 0.676 | 0.000 |
| 55 | 818 | 0.677 | 0.677 | 0.000 |
| 55 | 1057 | 0.680 | 0.680 | 0.000 |
| 55 | 1137 | 0.680 | 0.680 | 0.000 |
| 100 | 448 | 0.674 | 0.674 | 0.000 |
| 100 | 938 | 0.677 | 0.677 | 0.000 |
| 100 | 1051 | 0.677 | 0.677 | 0.000 |
| 102 | 921 | 0.678 | 0.678 | 0.000 |
| 102 | 1113 | 0.678 | 0.678 | 0.000 |
| 102 | 1234 | 0.676 | 0.676 | 0.000 |
| 105 | 194 | 0.675 | 0.676 | 0.000 |
| 105 | 367 | 0.675 | 0.675 | 0.000 |
| 105 | 440 | 0.675 | 0.675 | 0.000 |
| 105 | 477 | 0.678 | 0.678 | 0.000 |
| 105 | 556 | 0.677 | 0.676 | 0.000 |
| 105 | 1213 | 0.677 | 0.677 | 0.000 |
| Max | | 0.681 | 0.681 | 0.000 |
| Average | | 0.677 | 0.677 | 0.000 |
| Min | | 0.673 | 0.673 | 0.000 |
| Std Dev | | 0.002 | 0.002 | 0.000 |

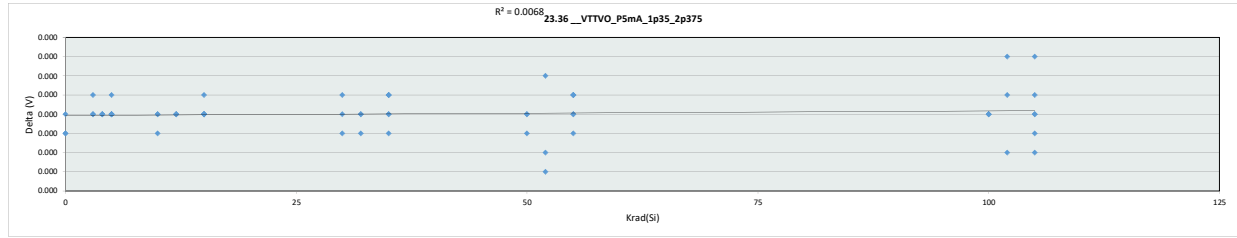


| 21.36_VTTVO_P5mA_1p35_3p6 | | | | | | | | | | | | | | | | |
|---------------------------|-------|-------|-------|-------|-------|-------|-------|-------|-------|-------|-------|-------|-------|-------|-------|-------|
| Test Site | | | | | | | | | | | | | | | | |
| Tester | | | | | | | | | | | | | | | | |
| Test Number | | | | | | | | | | | | | | | | |
| Max Limit | 0.684 | V | | | | | | | | | | | | | | |
| Min Limit | 0.67 | V | | | | | | | | | | | | | | |
| Krad(Si) | 0 | 3 | 4 | 5 | 10 | 12 | 15 | 30 | 32 | 35 | 50 | 52 | 55 | 100 | 102 | 105 |
| LL | 0.670 | 0.670 | 0.670 | 0.670 | 0.670 | 0.670 | 0.670 | 0.670 | 0.670 | 0.670 | 0.670 | 0.670 | 0.670 | 0.670 | 0.670 | 0.670 |
| Min | 0.677 | 0.677 | 0.675 | 0.673 | 0.675 | 0.677 | 0.676 | 0.678 | 0.677 | 0.676 | 0.675 | 0.675 | 0.676 | 0.674 | 0.676 | 0.675 |
| Average | 0.677 | 0.677 | 0.677 | 0.676 | 0.676 | 0.677 | 0.678 | 0.678 | 0.679 | 0.677 | 0.677 | 0.676 | 0.678 | 0.676 | 0.677 | 0.676 |
| Max | 0.678 | 0.678 | 0.680 | 0.679 | 0.677 | 0.678 | 0.681 | 0.679 | 0.678 | 0.678 | 0.678 | 0.677 | 0.680 | 0.677 | 0.678 | 0.678 |
| UL | 0.684 | 0.684 | 0.684 | 0.684 | 0.684 | 0.684 | 0.684 | 0.684 | 0.684 | 0.684 | 0.684 | 0.684 | 0.684 | 0.684 | 0.684 | 0.684 |

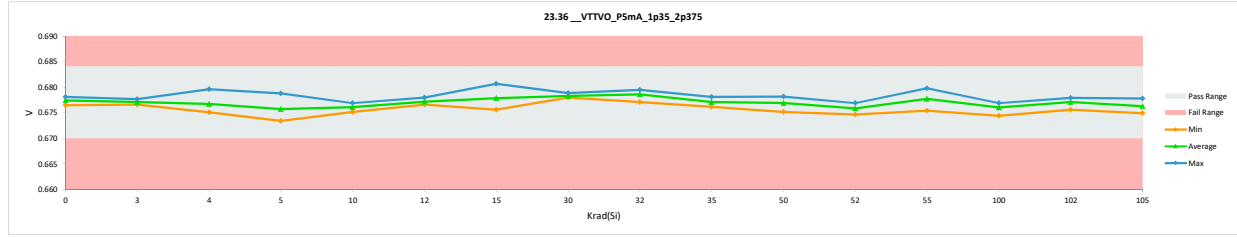


HDR TID Report
TPS7H3302-SP QML CALSS P

| 23.36_VTTVO_P5mA_1p35_2p375 | | | | |
|-----------------------------|----------|-------|-------|-------|
| Test Site | | | | |
| Tester | | | | |
| Test Number | | | | |
| Unit | V | V | | |
| Max Limit | 0.684 | 0.684 | | |
| Min Limit | 0.67 | 0.67 | | |
| Krad(Si) | Serial # | PRE | POST | Delta |
| 0 | 775 | 0.677 | 0.677 | 0.000 |
| 0 | 1088 | 0.678 | 0.678 | 0.000 |
| 0 | 1106 | 0.678 | 0.678 | 0.000 |
| 3 | 817 | 0.677 | 0.677 | 0.000 |
| 3 | 825 | 0.678 | 0.678 | 0.000 |
| 3 | 833 | 0.677 | 0.677 | 0.000 |
| 4 | 547 | 0.676 | 0.676 | 0.000 |
| 4 | 645 | 0.675 | 0.675 | 0.000 |
| 4 | 788 | 0.680 | 0.680 | 0.000 |
| 5 | 959 | 0.676 | 0.676 | 0.000 |
| 5 | 991 | 0.674 | 0.674 | 0.000 |
| 5 | 1000 | 0.673 | 0.673 | 0.000 |
| 5 | 1011 | 0.675 | 0.675 | 0.000 |
| 5 | 1087 | 0.679 | 0.679 | 0.000 |
| 5 | 1097 | 0.677 | 0.677 | 0.000 |
| 10 | 180 | 0.677 | 0.677 | 0.000 |
| 10 | 236 | 0.676 | 0.676 | 0.000 |
| 10 | 246 | 0.675 | 0.675 | 0.000 |
| 12 | 190 | 0.678 | 0.678 | 0.000 |
| 12 | 266 | 0.677 | 0.677 | 0.000 |
| 12 | 308 | 0.677 | 0.677 | 0.000 |
| 15 | 848 | 0.678 | 0.678 | 0.000 |
| 15 | 878 | 0.676 | 0.676 | 0.000 |
| 15 | 880 | 0.679 | 0.679 | 0.000 |
| 15 | 942 | 0.677 | 0.677 | 0.000 |
| 15 | 947 | 0.676 | 0.676 | 0.000 |
| 15 | 962 | 0.681 | 0.681 | 0.000 |
| 30 | 1141 | 0.679 | 0.679 | 0.000 |
| 30 | 1242 | 0.678 | 0.678 | 0.000 |
| 30 | 1417 | 0.678 | 0.678 | 0.000 |
| 32 | 1126 | 0.677 | 0.677 | 0.000 |
| 32 | 1165 | 0.679 | 0.679 | 0.000 |
| 32 | 1300 | 0.679 | 0.679 | 0.000 |
| 35 | 376 | 0.678 | 0.678 | 0.000 |
| 35 | 405 | 0.677 | 0.677 | 0.000 |
| 35 | 425 | 0.677 | 0.677 | 0.000 |
| 35 | 492 | 0.677 | 0.677 | 0.000 |
| 35 | 501 | 0.678 | 0.678 | 0.000 |
| 35 | 521 | 0.676 | 0.676 | 0.000 |
| 50 | 300 | 0.675 | 0.675 | 0.000 |
| 50 | 756 | 0.677 | 0.677 | 0.000 |
| 50 | 1100 | 0.678 | 0.678 | 0.000 |
| 52 | 451 | 0.677 | 0.677 | 0.000 |
| 52 | 587 | 0.676 | 0.676 | 0.000 |
| 52 | 956 | 0.675 | 0.675 | 0.000 |
| 55 | 198 | 0.678 | 0.678 | 0.000 |
| 55 | 220 | 0.675 | 0.675 | 0.000 |
| 55 | 665 | 0.676 | 0.676 | 0.000 |
| 55 | 818 | 0.677 | 0.677 | 0.000 |
| 55 | 1057 | 0.680 | 0.680 | 0.000 |
| 55 | 1137 | 0.680 | 0.680 | 0.000 |
| 100 | 448 | 0.674 | 0.674 | 0.000 |
| 100 | 938 | 0.677 | 0.677 | 0.000 |
| 100 | 1051 | 0.677 | 0.677 | 0.000 |
| 102 | 921 | 0.678 | 0.678 | 0.000 |
| 102 | 1113 | 0.678 | 0.678 | 0.000 |
| 102 | 1234 | 0.676 | 0.676 | 0.000 |
| 105 | 194 | 0.676 | 0.676 | 0.000 |
| 105 | 367 | 0.675 | 0.675 | 0.000 |
| 105 | 440 | 0.675 | 0.675 | 0.000 |
| 105 | 477 | 0.678 | 0.678 | 0.000 |
| 105 | 556 | 0.677 | 0.676 | 0.000 |
| 105 | 1213 | 0.677 | 0.677 | 0.000 |
| Max | | 0.681 | 0.681 | 0.000 |
| Average | | 0.677 | 0.677 | 0.000 |
| Min | | 0.673 | 0.673 | 0.000 |
| Std Dev | | 0.002 | 0.002 | 0.000 |

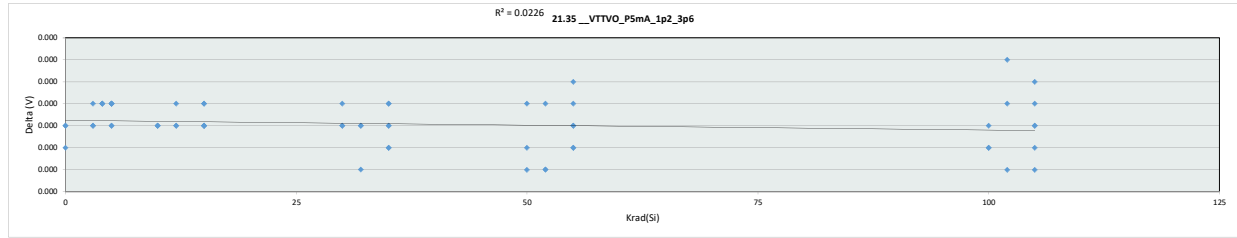


| 23.36_VTTVO_P5mA_1p35_2p375 | | | | | | | | | | | | | | | | |
|-----------------------------|-------|-------|-------|-------|-------|-------|-------|-------|-------|-------|-------|-------|-------|-------|-------|-------|
| Test Site | | | | | | | | | | | | | | | | |
| Tester | | | | | | | | | | | | | | | | |
| Test Number | | | | | | | | | | | | | | | | |
| Max Limit | 0.684 | V | | | | | | | | | | | | | | |
| Min Limit | 0.67 | V | | | | | | | | | | | | | | |
| Krad(Si) | 0 | 3 | 4 | 5 | 10 | 12 | 15 | 30 | 32 | 35 | 50 | 52 | 55 | 100 | 102 | 105 |
| LL | 0.670 | 0.670 | 0.670 | 0.670 | 0.670 | 0.670 | 0.670 | 0.670 | 0.670 | 0.670 | 0.670 | 0.670 | 0.670 | 0.670 | 0.670 | 0.670 |
| Min | 0.677 | 0.677 | 0.675 | 0.673 | 0.675 | 0.677 | 0.676 | 0.678 | 0.677 | 0.676 | 0.675 | 0.675 | 0.675 | 0.674 | 0.676 | 0.675 |
| Average | 0.677 | 0.677 | 0.677 | 0.676 | 0.676 | 0.677 | 0.678 | 0.679 | 0.677 | 0.677 | 0.677 | 0.676 | 0.678 | 0.676 | 0.677 | 0.676 |
| Max | 0.678 | 0.678 | 0.680 | 0.679 | 0.677 | 0.678 | 0.681 | 0.679 | 0.680 | 0.678 | 0.678 | 0.677 | 0.680 | 0.677 | 0.678 | 0.678 |
| UL | 0.684 | 0.684 | 0.684 | 0.684 | 0.684 | 0.684 | 0.684 | 0.684 | 0.684 | 0.684 | 0.684 | 0.684 | 0.684 | 0.684 | 0.684 | 0.684 |

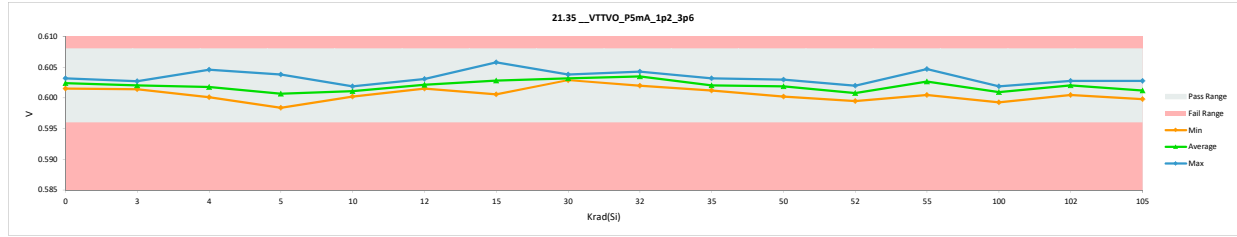


HDR TID Report
TPS7H3302-SP QML CALSS P

| 21.35_VTTVO_P5mA_1p2_3p6 | | | | |
|--------------------------|----------|-------------|-------|-------|
| Test Site | Tester | Test Number | Unit | |
| | | | V | V |
| Max Limit | | | 0.608 | 0.608 |
| Min Limit | | | 0.596 | 0.596 |
| Krad(Si) | Serial # | PRE | POST | Delta |
| 0 | 775 | 0.601 | 0.601 | 0.000 |
| 0 | 1088 | 0.603 | 0.603 | 0.000 |
| 0 | 1106 | 0.603 | 0.603 | 0.000 |
| 3 | 817 | 0.601 | 0.601 | 0.000 |
| 3 | 825 | 0.603 | 0.603 | 0.000 |
| 3 | 833 | 0.602 | 0.602 | 0.000 |
| 4 | 547 | 0.600 | 0.601 | 0.000 |
| 4 | 645 | 0.600 | 0.600 | 0.000 |
| 4 | 788 | 0.604 | 0.605 | 0.000 |
| 5 | 959 | 0.601 | 0.601 | 0.000 |
| 5 | 991 | 0.599 | 0.599 | 0.000 |
| 5 | 1000 | 0.598 | 0.598 | 0.000 |
| 5 | 1011 | 0.600 | 0.600 | 0.000 |
| 5 | 1087 | 0.604 | 0.604 | 0.000 |
| 5 | 1097 | 0.602 | 0.602 | 0.000 |
| 10 | 180 | 0.602 | 0.602 | 0.000 |
| 10 | 236 | 0.601 | 0.601 | 0.000 |
| 10 | 246 | 0.600 | 0.600 | 0.000 |
| 12 | 190 | 0.603 | 0.603 | 0.000 |
| 12 | 266 | 0.601 | 0.601 | 0.000 |
| 12 | 308 | 0.602 | 0.602 | 0.000 |
| 15 | 848 | 0.603 | 0.603 | 0.000 |
| 15 | 878 | 0.600 | 0.601 | 0.000 |
| 15 | 880 | 0.604 | 0.604 | 0.000 |
| 15 | 942 | 0.602 | 0.602 | 0.000 |
| 15 | 947 | 0.601 | 0.601 | 0.000 |
| 15 | 962 | 0.606 | 0.606 | 0.000 |
| 30 | 1141 | 0.604 | 0.604 | 0.000 |
| 30 | 1242 | 0.603 | 0.603 | 0.000 |
| 30 | 1417 | 0.603 | 0.603 | 0.000 |
| 32 | 1126 | 0.602 | 0.602 | 0.000 |
| 32 | 1165 | 0.604 | 0.604 | 0.000 |
| 32 | 1300 | 0.604 | 0.604 | 0.000 |
| 35 | 376 | 0.603 | 0.603 | 0.000 |
| 35 | 405 | 0.601 | 0.602 | 0.000 |
| 35 | 425 | 0.602 | 0.602 | 0.000 |
| 35 | 492 | 0.601 | 0.601 | 0.000 |
| 35 | 501 | 0.603 | 0.603 | 0.000 |
| 35 | 521 | 0.601 | 0.601 | 0.000 |
| 50 | 300 | 0.600 | 0.600 | 0.000 |
| 50 | 756 | 0.602 | 0.602 | 0.000 |
| 50 | 1100 | 0.603 | 0.603 | 0.000 |
| 52 | 451 | 0.602 | 0.602 | 0.000 |
| 52 | 587 | 0.601 | 0.601 | 0.000 |
| 52 | 956 | 0.600 | 0.600 | 0.000 |
| 55 | 198 | 0.603 | 0.603 | 0.000 |
| 55 | 220 | 0.600 | 0.600 | 0.000 |
| 55 | 665 | 0.601 | 0.601 | 0.000 |
| 55 | 818 | 0.602 | 0.602 | 0.000 |
| 55 | 1057 | 0.605 | 0.605 | 0.000 |
| 55 | 1137 | 0.605 | 0.605 | 0.000 |
| 100 | 448 | 0.599 | 0.599 | 0.000 |
| 100 | 938 | 0.602 | 0.602 | 0.000 |
| 100 | 1051 | 0.602 | 0.602 | 0.000 |
| 102 | 921 | 0.603 | 0.603 | 0.000 |
| 102 | 1113 | 0.603 | 0.603 | 0.000 |
| 102 | 1234 | 0.600 | 0.600 | 0.000 |
| 105 | 194 | 0.600 | 0.601 | 0.000 |
| 105 | 367 | 0.600 | 0.600 | 0.000 |
| 105 | 440 | 0.600 | 0.600 | 0.000 |
| 105 | 477 | 0.603 | 0.603 | 0.000 |
| 105 | 556 | 0.601 | 0.601 | 0.000 |
| 105 | 1213 | 0.602 | 0.602 | 0.000 |
| Max | | 0.606 | 0.606 | 0.000 |
| Average | | 0.602 | 0.602 | 0.000 |
| Min | | 0.598 | 0.598 | 0.000 |
| Std Dev | | 0.002 | 0.002 | 0.000 |

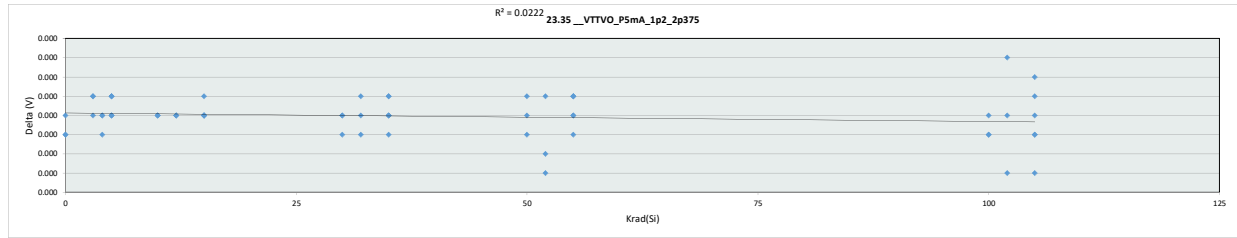


| 21.35_VTTVO_P5mA_1p2_3p6 | | | | | | | | | | | | | | | | |
|--------------------------|--------|-------------|-----------|-----------|-------|-------|-------|-------|-------|-------|-------|-------|-------|-------|-------|-------|
| Test Site | Tester | Test Number | Max Limit | Min Limit | | | | | | | | | | | | |
| | | | 0.608 | 0.596 | | | | | | | | | | | | |
| | | | V | V | | | | | | | | | | | | |
| Krad(Si) | 0 | 3 | 4 | 5 | 10 | 12 | 15 | 30 | 32 | 35 | 50 | 52 | 55 | 100 | 102 | 105 |
| LL | 0.596 | 0.596 | 0.596 | 0.596 | 0.596 | 0.596 | 0.596 | 0.596 | 0.596 | 0.596 | 0.596 | 0.596 | 0.596 | 0.596 | 0.596 | 0.596 |
| Min | 0.602 | 0.601 | 0.600 | 0.598 | 0.600 | 0.602 | 0.601 | 0.603 | 0.602 | 0.601 | 0.600 | 0.601 | 0.601 | 0.599 | 0.601 | 0.600 |
| Average | 0.602 | 0.602 | 0.602 | 0.601 | 0.601 | 0.602 | 0.603 | 0.604 | 0.602 | 0.601 | 0.602 | 0.601 | 0.603 | 0.601 | 0.602 | 0.601 |
| Max | 0.603 | 0.603 | 0.605 | 0.604 | 0.602 | 0.603 | 0.606 | 0.604 | 0.603 | 0.603 | 0.603 | 0.602 | 0.605 | 0.602 | 0.603 | 0.603 |
| UL | 0.608 | 0.608 | 0.608 | 0.608 | 0.608 | 0.608 | 0.608 | 0.608 | 0.608 | 0.608 | 0.608 | 0.608 | 0.608 | 0.608 | 0.608 | 0.608 |

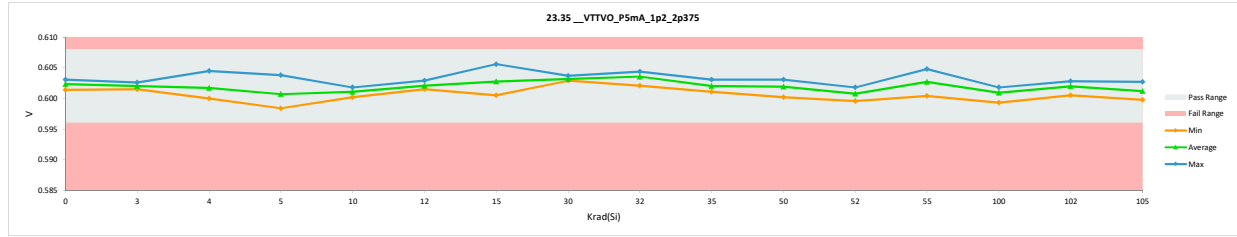


HDR TID Report
TPS7H3302-SP QML CALSS P

| 23.35_VTTVO_P5mA_1p2_2p375 | | | | |
|----------------------------|----------|-------------|-------|-----------|
| Test Site | Tester | Test Number | Unit | Max Limit |
| | | | V | 0.608 |
| | | | V | 0.596 |
| Krad(Si) | Serial # | PRE | POST | Delta |
| 0 | 775 | 0.601 | 0.601 | 0.000 |
| 0 | 1088 | 0.603 | 0.603 | 0.000 |
| 0 | 1106 | 0.603 | 0.603 | 0.000 |
| 3 | 817 | 0.601 | 0.601 | 0.000 |
| 3 | 825 | 0.603 | 0.603 | 0.000 |
| 3 | 833 | 0.602 | 0.602 | 0.000 |
| 4 | 847 | 0.601 | 0.601 | 0.000 |
| 4 | 645 | 0.600 | 0.600 | 0.000 |
| 4 | 788 | 0.604 | 0.604 | 0.000 |
| 5 | 959 | 0.601 | 0.601 | 0.000 |
| 5 | 991 | 0.599 | 0.599 | 0.000 |
| 5 | 1000 | 0.598 | 0.598 | 0.000 |
| 5 | 1011 | 0.600 | 0.600 | 0.000 |
| 5 | 1087 | 0.604 | 0.604 | 0.000 |
| 5 | 1097 | 0.602 | 0.602 | 0.000 |
| 10 | 180 | 0.602 | 0.602 | 0.000 |
| 10 | 236 | 0.601 | 0.601 | 0.000 |
| 10 | 246 | 0.600 | 0.600 | 0.000 |
| 12 | 190 | 0.603 | 0.603 | 0.000 |
| 12 | 266 | 0.601 | 0.601 | 0.000 |
| 12 | 308 | 0.602 | 0.602 | 0.000 |
| 15 | 848 | 0.603 | 0.603 | 0.000 |
| 15 | 878 | 0.600 | 0.600 | 0.000 |
| 15 | 880 | 0.604 | 0.604 | 0.000 |
| 15 | 942 | 0.602 | 0.602 | 0.000 |
| 15 | 947 | 0.601 | 0.601 | 0.000 |
| 15 | 962 | 0.606 | 0.606 | 0.000 |
| 30 | 1141 | 0.604 | 0.604 | 0.000 |
| 30 | 1242 | 0.603 | 0.603 | 0.000 |
| 30 | 1417 | 0.603 | 0.603 | 0.000 |
| 32 | 1126 | 0.602 | 0.602 | 0.000 |
| 32 | 1165 | 0.604 | 0.604 | 0.000 |
| 32 | 1300 | 0.604 | 0.604 | 0.000 |
| 35 | 376 | 0.603 | 0.603 | 0.000 |
| 35 | 405 | 0.601 | 0.602 | 0.000 |
| 35 | 425 | 0.602 | 0.602 | 0.000 |
| 35 | 492 | 0.601 | 0.601 | 0.000 |
| 35 | 501 | 0.603 | 0.603 | 0.000 |
| 35 | 521 | 0.601 | 0.601 | 0.000 |
| 50 | 300 | 0.600 | 0.600 | 0.000 |
| 50 | 756 | 0.602 | 0.602 | 0.000 |
| 50 | 1100 | 0.603 | 0.603 | 0.000 |
| 52 | 451 | 0.602 | 0.602 | 0.000 |
| 52 | 587 | 0.601 | 0.601 | 0.000 |
| 52 | 956 | 0.600 | 0.600 | 0.000 |
| 55 | 198 | 0.603 | 0.603 | 0.000 |
| 55 | 220 | 0.600 | 0.600 | 0.000 |
| 55 | 665 | 0.601 | 0.601 | 0.000 |
| 55 | 818 | 0.602 | 0.602 | 0.000 |
| 55 | 1057 | 0.605 | 0.605 | 0.000 |
| 55 | 1137 | 0.605 | 0.604 | 0.000 |
| 100 | 448 | 0.599 | 0.599 | 0.000 |
| 100 | 938 | 0.602 | 0.602 | 0.000 |
| 100 | 1051 | 0.602 | 0.602 | 0.000 |
| 102 | 921 | 0.603 | 0.603 | 0.000 |
| 102 | 1113 | 0.602 | 0.603 | 0.000 |
| 102 | 1234 | 0.601 | 0.600 | 0.000 |
| 105 | 194 | 0.600 | 0.601 | 0.000 |
| 105 | 367 | 0.600 | 0.600 | 0.000 |
| 105 | 440 | 0.600 | 0.600 | 0.000 |
| 105 | 477 | 0.603 | 0.603 | 0.000 |
| 105 | 556 | 0.601 | 0.601 | 0.000 |
| 105 | 1213 | 0.602 | 0.602 | 0.000 |
| | Max | 0.606 | 0.606 | 0.000 |
| | Average | 0.602 | 0.602 | 0.000 |
| | Min | 0.598 | 0.598 | 0.000 |
| | Std Dev | 0.002 | 0.002 | 0.000 |

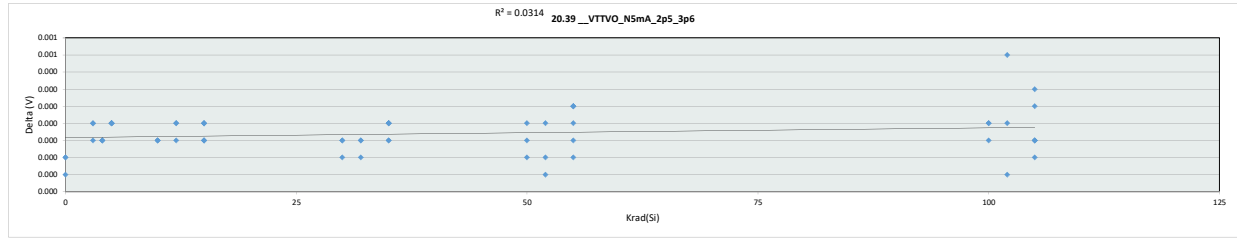


| 23.35_VTTVO_P5mA_1p2_2p375 | | | | | | | | | | | | | | | | |
|----------------------------|--------|-------------|-----------|-----------|-------|-------|-------|-------|-------|-------|-------|-------|-------|-------|-------|-------|
| Test Site | Tester | Test Number | Max Limit | Min Limit | | | | | | | | | | | | |
| | | | 0.608 | 0.596 | | | | | | | | | | | | |
| | | | V | V | | | | | | | | | | | | |
| Krad(Si) | 0 | 3 | 4 | 5 | 10 | 12 | 15 | 30 | 32 | 35 | 50 | 52 | 55 | 100 | 102 | 105 |
| LL | 0.596 | 0.596 | 0.596 | 0.596 | 0.596 | 0.596 | 0.596 | 0.596 | 0.596 | 0.596 | 0.596 | 0.596 | 0.596 | 0.596 | 0.596 | 0.596 |
| Min | 0.601 | 0.602 | 0.600 | 0.598 | 0.600 | 0.602 | 0.601 | 0.603 | 0.602 | 0.601 | 0.600 | 0.600 | 0.600 | 0.599 | 0.601 | 0.600 |
| Average | 0.602 | 0.602 | 0.602 | 0.601 | 0.601 | 0.602 | 0.603 | 0.604 | 0.602 | 0.601 | 0.602 | 0.601 | 0.603 | 0.601 | 0.602 | 0.601 |
| Max | 0.603 | 0.603 | 0.605 | 0.604 | 0.602 | 0.603 | 0.606 | 0.604 | 0.603 | 0.603 | 0.603 | 0.602 | 0.605 | 0.602 | 0.603 | 0.603 |
| UL | 0.608 | 0.608 | 0.608 | 0.608 | 0.608 | 0.608 | 0.608 | 0.608 | 0.608 | 0.608 | 0.608 | 0.608 | 0.608 | 0.608 | 0.608 | 0.608 |

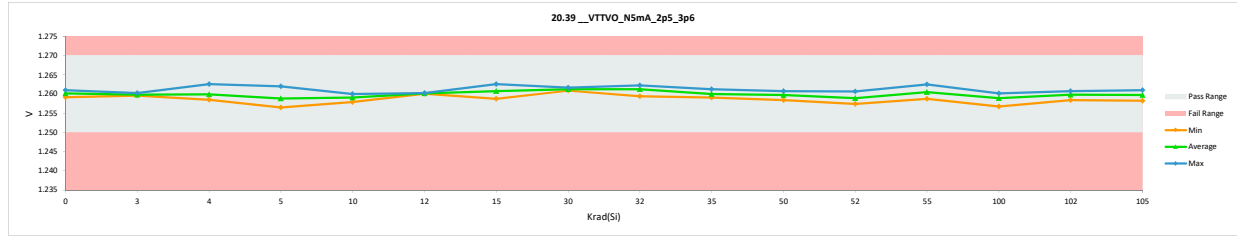


HDR TID Report
TPS7H3302-SP QML CALSS P

| 20.39_VTTVO_N5mA_2p5_3p6 | | | | |
|--------------------------|----------|-------------|-------|-------|
| Test Site | Tester | Test Number | Unit | |
| | | | V | V |
| Max Limit | | | 1.27 | 1.27 |
| Min Limit | | | 1.25 | 1.25 |
| Krad(S) | Serial # | PRE | POST | Delta |
| 0 | 775 | 1.259 | 1.259 | 0.000 |
| 0 | 1088 | 1.260 | 1.260 | 0.000 |
| 0 | 1106 | 1.261 | 1.261 | 0.000 |
| 3 | 817 | 1.260 | 1.260 | 0.000 |
| 3 | 825 | 1.260 | 1.260 | 0.000 |
| 3 | 833 | 1.260 | 1.260 | 0.000 |
| 4 | 547 | 1.259 | 1.259 | 0.000 |
| 4 | 645 | 1.258 | 1.258 | 0.000 |
| 4 | 788 | 1.263 | 1.263 | 0.000 |
| 5 | 959 | 1.259 | 1.259 | 0.000 |
| 5 | 991 | 1.257 | 1.257 | 0.000 |
| 5 | 1000 | 1.256 | 1.257 | 0.000 |
| 5 | 1011 | 1.258 | 1.258 | 0.000 |
| 5 | 1087 | 1.262 | 1.262 | 0.000 |
| 5 | 1097 | 1.260 | 1.260 | 0.000 |
| 10 | 180 | 1.260 | 1.260 | 0.000 |
| 10 | 236 | 1.260 | 1.260 | 0.000 |
| 10 | 246 | 1.258 | 1.258 | 0.000 |
| 12 | 190 | 1.260 | 1.260 | 0.000 |
| 12 | 266 | 1.260 | 1.260 | 0.000 |
| 12 | 308 | 1.260 | 1.260 | 0.000 |
| 15 | 848 | 1.262 | 1.262 | 0.000 |
| 15 | 878 | 1.259 | 1.259 | 0.000 |
| 15 | 880 | 1.261 | 1.261 | 0.000 |
| 15 | 942 | 1.260 | 1.260 | 0.000 |
| 15 | 947 | 1.259 | 1.259 | 0.000 |
| 15 | 962 | 1.263 | 1.263 | 0.000 |
| 30 | 1141 | 1.262 | 1.262 | 0.000 |
| 30 | 1242 | 1.261 | 1.261 | 0.000 |
| 30 | 1417 | 1.261 | 1.261 | 0.000 |
| 32 | 1126 | 1.260 | 1.259 | 0.000 |
| 32 | 1165 | 1.262 | 1.262 | 0.000 |
| 32 | 1300 | 1.262 | 1.262 | 0.000 |
| 35 | 376 | 1.261 | 1.261 | 0.000 |
| 35 | 405 | 1.259 | 1.259 | 0.000 |
| 35 | 425 | 1.260 | 1.260 | 0.000 |
| 35 | 492 | 1.259 | 1.259 | 0.000 |
| 35 | 501 | 1.261 | 1.261 | 0.000 |
| 35 | 521 | 1.259 | 1.259 | 0.000 |
| 50 | 300 | 1.258 | 1.258 | 0.000 |
| 50 | 756 | 1.260 | 1.260 | 0.000 |
| 50 | 1100 | 1.261 | 1.261 | 0.000 |
| 52 | 451 | 1.261 | 1.261 | 0.000 |
| 52 | 587 | 1.259 | 1.259 | 0.000 |
| 52 | 956 | 1.258 | 1.257 | 0.000 |
| 55 | 198 | 1.260 | 1.260 | 0.000 |
| 55 | 220 | 1.259 | 1.259 | 0.000 |
| 55 | 665 | 1.259 | 1.259 | 0.000 |
| 55 | 818 | 1.260 | 1.260 | 0.000 |
| 55 | 1057 | 1.263 | 1.263 | 0.000 |
| 55 | 1137 | 1.262 | 1.262 | 0.000 |
| 100 | 448 | 1.257 | 1.257 | 0.000 |
| 100 | 938 | 1.260 | 1.260 | 0.000 |
| 100 | 1051 | 1.260 | 1.260 | 0.000 |
| 102 | 921 | 1.260 | 1.260 | 0.000 |
| 102 | 1113 | 1.260 | 1.261 | 0.000 |
| 102 | 1234 | 1.259 | 1.258 | 0.000 |
| 105 | 194 | 1.260 | 1.260 | 0.000 |
| 105 | 367 | 1.258 | 1.258 | 0.000 |
| 105 | 440 | 1.259 | 1.259 | 0.000 |
| 105 | 477 | 1.261 | 1.261 | 0.000 |
| 105 | 556 | 1.260 | 1.260 | 0.000 |
| 105 | 1213 | 1.260 | 1.260 | 0.000 |
| Max | | 1.263 | 1.263 | 0.000 |
| Average | | 1.260 | 1.260 | 0.000 |
| Min | | 1.256 | 1.257 | 0.000 |
| Std Dev | | 0.001 | 0.001 | 0.000 |

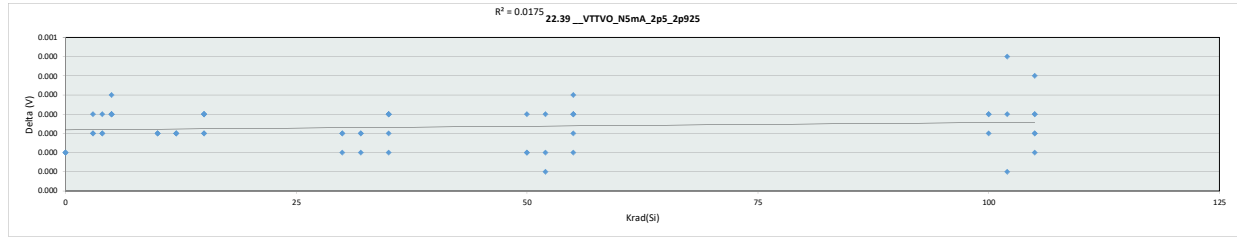


| 20.39_VTTVO_N5mA_2p5_3p6 | | | | | | | | | | | | | | | | |
|--------------------------|--------|-------------|-----------|-----------|-------|-------|-------|-------|-------|-------|-------|-------|-------|-------|-------|-------|
| Test Site | Tester | Test Number | Max Limit | Min Limit | | | | | | | | | | | | |
| | | | 1.27 | V | | | | | | | | | | | | |
| | | | 1.25 | V | | | | | | | | | | | | |
| Krad(S) | 0 | 3 | 4 | 5 | 10 | 12 | 15 | 30 | 32 | 35 | 50 | 52 | 55 | 100 | 102 | 105 |
| LL | 1.250 | 1.250 | 1.250 | 1.250 | 1.250 | 1.250 | 1.250 | 1.250 | 1.250 | 1.250 | 1.250 | 1.250 | 1.250 | 1.250 | 1.250 | 1.250 |
| Min | 1.259 | 1.260 | 1.259 | 1.257 | 1.258 | 1.260 | 1.259 | 1.261 | 1.259 | 1.258 | 1.257 | 1.259 | 1.259 | 1.257 | 1.258 | 1.258 |
| Average | 1.260 | 1.260 | 1.260 | 1.259 | 1.259 | 1.260 | 1.261 | 1.261 | 1.261 | 1.260 | 1.260 | 1.261 | 1.261 | 1.259 | 1.260 | 1.260 |
| Max | 1.261 | 1.260 | 1.263 | 1.262 | 1.260 | 1.260 | 1.263 | 1.262 | 1.262 | 1.261 | 1.261 | 1.261 | 1.263 | 1.260 | 1.261 | 1.261 |
| UL | 1.270 | 1.270 | 1.270 | 1.270 | 1.270 | 1.270 | 1.270 | 1.270 | 1.270 | 1.270 | 1.270 | 1.270 | 1.270 | 1.270 | 1.270 | 1.270 |

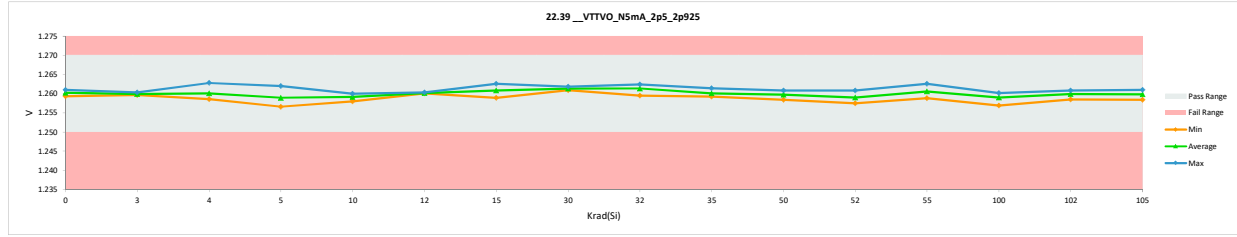


HDR TID Report
TPS7H3302-SP QML CALSS P

| 22.39_VTTVO_N5mA_2p5_2p925 | | | | |
|----------------------------|----------|-------|-------|-------|
| Test Site | | | | |
| Tester | | | | |
| Test Number | | | | |
| Unit | V | V | | |
| Max Limit | 1.27 | 1.27 | | |
| Min Limit | 1.25 | 1.25 | | |
| Krad(Si) | Serial # | PRE | POST | Delta |
| 0 | 775 | 1.259 | 1.259 | 0.000 |
| 0 | 1088 | 1.260 | 1.260 | 0.000 |
| 0 | 1106 | 1.261 | 1.261 | 0.000 |
| 3 | 817 | 1.260 | 1.260 | 0.000 |
| 3 | 825 | 1.260 | 1.260 | 0.000 |
| 3 | 833 | 1.260 | 1.260 | 0.000 |
| 4 | 547 | 1.259 | 1.259 | 0.000 |
| 4 | 645 | 1.259 | 1.259 | 0.000 |
| 4 | 788 | 1.263 | 1.263 | 0.000 |
| 5 | 959 | 1.259 | 1.259 | 0.000 |
| 5 | 991 | 1.257 | 1.257 | 0.000 |
| 5 | 1000 | 1.257 | 1.257 | 0.000 |
| 5 | 1011 | 1.258 | 1.258 | 0.000 |
| 5 | 1087 | 1.262 | 1.262 | 0.000 |
| 5 | 1097 | 1.260 | 1.260 | 0.000 |
| 10 | 180 | 1.260 | 1.260 | 0.000 |
| 10 | 236 | 1.260 | 1.260 | 0.000 |
| 10 | 246 | 1.258 | 1.258 | 0.000 |
| 12 | 190 | 1.260 | 1.260 | 0.000 |
| 12 | 266 | 1.260 | 1.260 | 0.000 |
| 12 | 308 | 1.260 | 1.260 | 0.000 |
| 15 | 848 | 1.262 | 1.262 | 0.000 |
| 15 | 878 | 1.259 | 1.259 | 0.000 |
| 15 | 880 | 1.261 | 1.262 | 0.000 |
| 15 | 942 | 1.260 | 1.260 | 0.000 |
| 15 | 947 | 1.259 | 1.259 | 0.000 |
| 15 | 962 | 1.263 | 1.263 | 0.000 |
| 30 | 1141 | 1.262 | 1.262 | 0.000 |
| 30 | 1242 | 1.261 | 1.261 | 0.000 |
| 30 | 1417 | 1.261 | 1.261 | 0.000 |
| 32 | 1126 | 1.260 | 1.260 | 0.000 |
| 32 | 1165 | 1.262 | 1.262 | 0.000 |
| 32 | 1300 | 1.262 | 1.262 | 0.000 |
| 35 | 376 | 1.261 | 1.261 | 0.000 |
| 35 | 405 | 1.259 | 1.259 | 0.000 |
| 35 | 425 | 1.260 | 1.260 | 0.000 |
| 35 | 492 | 1.259 | 1.259 | 0.000 |
| 35 | 501 | 1.261 | 1.261 | 0.000 |
| 35 | 521 | 1.259 | 1.259 | 0.000 |
| 50 | 300 | 1.258 | 1.258 | 0.000 |
| 50 | 756 | 1.260 | 1.260 | 0.000 |
| 50 | 1100 | 1.261 | 1.261 | 0.000 |
| 52 | 451 | 1.261 | 1.261 | 0.000 |
| 52 | 587 | 1.259 | 1.259 | 0.000 |
| 52 | 956 | 1.258 | 1.258 | 0.000 |
| 55 | 198 | 1.260 | 1.260 | 0.000 |
| 55 | 220 | 1.259 | 1.259 | 0.000 |
| 55 | 665 | 1.259 | 1.259 | 0.000 |
| 55 | 818 | 1.260 | 1.260 | 0.000 |
| 55 | 1057 | 1.263 | 1.263 | 0.000 |
| 55 | 1137 | 1.262 | 1.262 | 0.000 |
| 100 | 448 | 1.257 | 1.257 | 0.000 |
| 100 | 938 | 1.260 | 1.260 | 0.000 |
| 100 | 1051 | 1.260 | 1.260 | 0.000 |
| 102 | 921 | 1.260 | 1.260 | 0.000 |
| 102 | 1113 | 1.260 | 1.261 | 0.000 |
| 102 | 1234 | 1.259 | 1.258 | 0.000 |
| 105 | 194 | 1.260 | 1.260 | 0.000 |
| 105 | 367 | 1.258 | 1.258 | 0.000 |
| 105 | 440 | 1.259 | 1.259 | 0.000 |
| 105 | 477 | 1.261 | 1.261 | 0.000 |
| 105 | 556 | 1.260 | 1.260 | 0.000 |
| 105 | 1213 | 1.260 | 1.260 | 0.000 |
| Max | | 1.263 | 1.263 | 0.000 |
| Average | | 1.260 | 1.260 | 0.000 |
| Min | | 1.257 | 1.257 | 0.000 |
| Std Dev | | 0.001 | 0.001 | 0.000 |

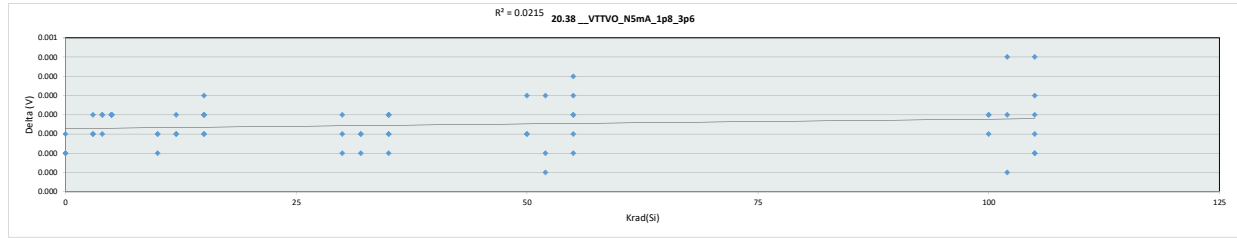


| 22.39_VTTVO_N5mA_2p5_2p925 | | | | | | | | | | | | | | | | |
|----------------------------|-------|-------|-------|-------|-------|-------|-------|-------|-------|-------|-------|-------|-------|-------|-------|-------|
| Test Site | | | | | | | | | | | | | | | | |
| Tester | | | | | | | | | | | | | | | | |
| Test Number | | | | | | | | | | | | | | | | |
| Max Limit | 1.27 | V | | | | | | | | | | | | | | |
| Min Limit | 1.25 | V | | | | | | | | | | | | | | |
| Krad(Si) | 0 | 3 | 4 | 5 | 10 | 12 | 15 | 30 | 32 | 35 | 50 | 52 | 55 | 100 | 102 | 105 |
| LL | 1.250 | 1.250 | 1.250 | 1.250 | 1.250 | 1.250 | 1.250 | 1.250 | 1.250 | 1.250 | 1.250 | 1.250 | 1.250 | 1.250 | 1.250 | 1.250 |
| Min | 1.259 | 1.260 | 1.259 | 1.257 | 1.258 | 1.260 | 1.259 | 1.261 | 1.260 | 1.259 | 1.258 | 1.258 | 1.259 | 1.257 | 1.259 | 1.258 |
| Average | 1.260 | 1.260 | 1.260 | 1.259 | 1.259 | 1.260 | 1.261 | 1.261 | 1.261 | 1.260 | 1.260 | 1.261 | 1.261 | 1.259 | 1.260 | 1.260 |
| Max | 1.261 | 1.260 | 1.263 | 1.262 | 1.260 | 1.260 | 1.263 | 1.262 | 1.262 | 1.261 | 1.261 | 1.261 | 1.263 | 1.260 | 1.261 | 1.261 |
| UL | 1.270 | 1.270 | 1.270 | 1.270 | 1.270 | 1.270 | 1.270 | 1.270 | 1.270 | 1.270 | 1.270 | 1.270 | 1.270 | 1.270 | 1.270 | 1.270 |

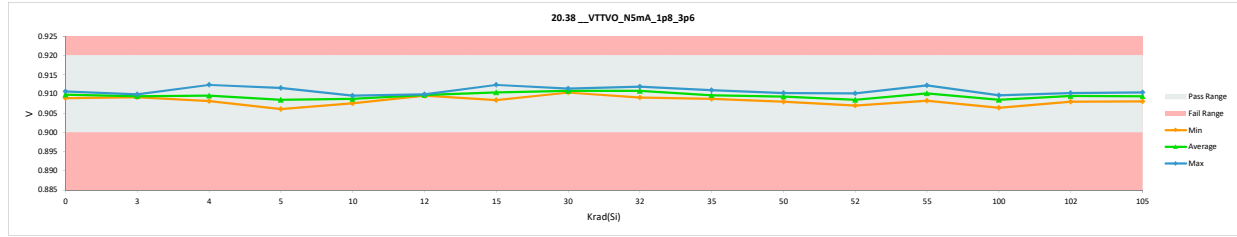


HDR TID Report
TPS7H3302-SP QML CALSS P

| 20.38_VTTVO_N5mA_1p8_3p6 | | | | |
|--------------------------|----------|-------------|-------|-------|
| Test Site | Tester | Test Number | Unit | Unit |
| | | | V | V |
| Max Limit | | | 0.92 | 0.92 |
| Min Limit | | | 0.9 | 0.9 |
| Krad(Si) | Serial # | PRE | POST | Delta |
| 0 | 775 | 0.909 | 0.909 | 0.000 |
| 0 | 1088 | 0.910 | 0.910 | 0.000 |
| 0 | 1106 | 0.911 | 0.911 | 0.000 |
| 3 | 817 | 0.909 | 0.909 | 0.000 |
| 3 | 825 | 0.909 | 0.909 | 0.000 |
| 3 | 833 | 0.910 | 0.910 | 0.000 |
| 4 | 547 | 0.908 | 0.908 | 0.000 |
| 4 | 645 | 0.908 | 0.908 | 0.000 |
| 4 | 788 | 0.912 | 0.912 | 0.000 |
| 5 | 959 | 0.909 | 0.909 | 0.000 |
| 5 | 991 | 0.907 | 0.907 | 0.000 |
| 5 | 1000 | 0.906 | 0.906 | 0.000 |
| 5 | 1011 | 0.908 | 0.908 | 0.000 |
| 5 | 1087 | 0.911 | 0.912 | 0.000 |
| 5 | 1097 | 0.910 | 0.910 | 0.000 |
| 10 | 180 | 0.909 | 0.909 | 0.000 |
| 10 | 236 | 0.910 | 0.910 | 0.000 |
| 10 | 246 | 0.908 | 0.908 | 0.000 |
| 12 | 190 | 0.910 | 0.910 | 0.000 |
| 12 | 266 | 0.910 | 0.910 | 0.000 |
| 12 | 308 | 0.910 | 0.910 | 0.000 |
| 15 | 848 | 0.911 | 0.912 | 0.000 |
| 15 | 878 | 0.908 | 0.908 | 0.000 |
| 15 | 880 | 0.911 | 0.911 | 0.000 |
| 15 | 942 | 0.910 | 0.910 | 0.000 |
| 15 | 947 | 0.909 | 0.909 | 0.000 |
| 15 | 962 | 0.912 | 0.912 | 0.000 |
| 30 | 1141 | 0.911 | 0.911 | 0.000 |
| 30 | 1242 | 0.910 | 0.910 | 0.000 |
| 30 | 1417 | 0.911 | 0.911 | 0.000 |
| 32 | 1126 | 0.909 | 0.909 | 0.000 |
| 32 | 1165 | 0.912 | 0.912 | 0.000 |
| 32 | 1300 | 0.912 | 0.912 | 0.000 |
| 35 | 376 | 0.910 | 0.910 | 0.000 |
| 35 | 405 | 0.909 | 0.909 | 0.000 |
| 35 | 425 | 0.910 | 0.910 | 0.000 |
| 35 | 492 | 0.909 | 0.909 | 0.000 |
| 35 | 501 | 0.911 | 0.911 | 0.000 |
| 35 | 521 | 0.909 | 0.909 | 0.000 |
| 50 | 300 | 0.908 | 0.908 | 0.000 |
| 50 | 756 | 0.910 | 0.910 | 0.000 |
| 50 | 1100 | 0.910 | 0.910 | 0.000 |
| 52 | 451 | 0.910 | 0.910 | 0.000 |
| 52 | 587 | 0.908 | 0.908 | 0.000 |
| 52 | 956 | 0.907 | 0.907 | 0.000 |
| 55 | 198 | 0.910 | 0.910 | 0.000 |
| 55 | 220 | 0.908 | 0.908 | 0.000 |
| 55 | 665 | 0.909 | 0.909 | 0.000 |
| 55 | 818 | 0.910 | 0.910 | 0.000 |
| 55 | 1057 | 0.912 | 0.912 | 0.000 |
| 55 | 1137 | 0.912 | 0.912 | 0.000 |
| 100 | 448 | 0.906 | 0.906 | 0.000 |
| 100 | 938 | 0.910 | 0.910 | 0.000 |
| 100 | 1051 | 0.909 | 0.909 | 0.000 |
| 102 | 921 | 0.910 | 0.910 | 0.000 |
| 102 | 1113 | 0.910 | 0.910 | 0.000 |
| 102 | 1234 | 0.908 | 0.908 | 0.000 |
| 105 | 194 | 0.910 | 0.910 | 0.000 |
| 105 | 367 | 0.908 | 0.908 | 0.000 |
| 105 | 440 | 0.908 | 0.909 | 0.000 |
| 105 | 477 | 0.910 | 0.910 | 0.000 |
| 105 | 556 | 0.910 | 0.910 | 0.000 |
| 105 | 1213 | 0.910 | 0.910 | 0.000 |
| Max | | 0.912 | 0.912 | 0.000 |
| Average | | 0.910 | 0.910 | 0.000 |
| Min | | 0.906 | 0.906 | 0.000 |
| Std Dev | | 0.001 | 0.001 | 0.000 |

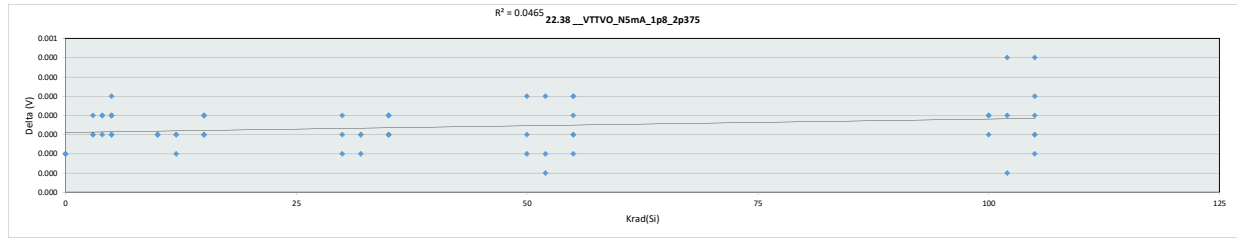


| 20.38_VTTVO_N5mA_1p8_3p6 | | | | | | | | | | | | | | | | |
|--------------------------|--------|-------------|-----------|-----------|-------|-------|-------|-------|-------|-------|-------|-------|-------|-------|-------|-------|
| Test Site | Tester | Test Number | Max Limit | Min Limit | | | | | | | | | | | | |
| | | | 0.92 | 0.9 | | | | | | | | | | | | |
| | | | V | V | | | | | | | | | | | | |
| Krad(Si) | 0 | 3 | 4 | 5 | 10 | 12 | 15 | 30 | 32 | 35 | 50 | 52 | 55 | 100 | 102 | 105 |
| LL | 0.900 | 0.900 | 0.900 | 0.900 | 0.900 | 0.900 | 0.900 | 0.900 | 0.900 | 0.900 | 0.900 | 0.900 | 0.900 | 0.900 | 0.900 | 0.900 |
| Min | 0.909 | 0.909 | 0.908 | 0.906 | 0.908 | 0.910 | 0.908 | 0.910 | 0.909 | 0.910 | 0.909 | 0.907 | 0.908 | 0.906 | 0.908 | 0.908 |
| Average | 0.910 | 0.909 | 0.910 | 0.909 | 0.909 | 0.910 | 0.910 | 0.911 | 0.911 | 0.910 | 0.909 | 0.909 | 0.910 | 0.909 | 0.910 | 0.909 |
| Max | 0.911 | 0.910 | 0.912 | 0.912 | 0.910 | 0.912 | 0.911 | 0.912 | 0.911 | 0.911 | 0.910 | 0.910 | 0.912 | 0.910 | 0.910 | 0.910 |
| UL | 0.920 | 0.920 | 0.920 | 0.920 | 0.920 | 0.920 | 0.920 | 0.920 | 0.920 | 0.920 | 0.920 | 0.920 | 0.920 | 0.920 | 0.920 | 0.920 |

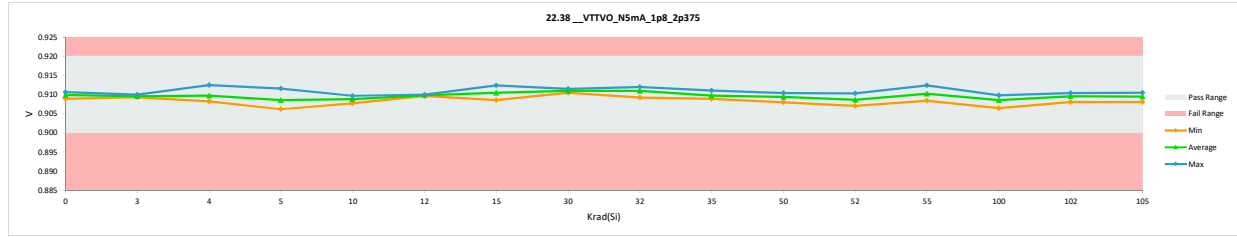


HDR TID Report
TPS7H3302-SP QML CALSS P

| 22.38_VTTVO_N5mA_1p8_2p375 | | | | |
|----------------------------|----------|-------------|-------|-------|
| Test Site | Tester | Test Number | Unit | Unit |
| | | | V | V |
| Max Limit | | | 0.92 | 0.92 |
| Min Limit | | | 0.9 | 0.9 |
| Krad(S) | Serial # | PRE | POST | Delta |
| 0 | 775 | 0.909 | 0.909 | 0.000 |
| 0 | 1088 | 0.910 | 0.910 | 0.000 |
| 0 | 1106 | 0.911 | 0.911 | 0.000 |
| 3 | 817 | 0.909 | 0.909 | 0.000 |
| 3 | 825 | 0.909 | 0.909 | 0.000 |
| 3 | 833 | 0.910 | 0.910 | 0.000 |
| 4 | 547 | 0.908 | 0.909 | 0.000 |
| 4 | 645 | 0.908 | 0.908 | 0.000 |
| 4 | 788 | 0.912 | 0.913 | 0.000 |
| 5 | 959 | 0.909 | 0.909 | 0.000 |
| 5 | 991 | 0.907 | 0.907 | 0.000 |
| 5 | 1000 | 0.906 | 0.906 | 0.000 |
| 5 | 1011 | 0.908 | 0.908 | 0.000 |
| 5 | 1087 | 0.912 | 0.912 | 0.000 |
| 5 | 1097 | 0.910 | 0.910 | 0.000 |
| 10 | 180 | 0.909 | 0.909 | 0.000 |
| 10 | 236 | 0.910 | 0.910 | 0.000 |
| 10 | 246 | 0.908 | 0.908 | 0.000 |
| 12 | 190 | 0.910 | 0.910 | 0.000 |
| 12 | 266 | 0.910 | 0.910 | 0.000 |
| 12 | 308 | 0.910 | 0.910 | 0.000 |
| 15 | 848 | 0.912 | 0.912 | 0.000 |
| 15 | 878 | 0.909 | 0.909 | 0.000 |
| 15 | 880 | 0.911 | 0.911 | 0.000 |
| 15 | 942 | 0.910 | 0.910 | 0.000 |
| 15 | 947 | 0.909 | 0.909 | 0.000 |
| 15 | 962 | 0.912 | 0.912 | 0.000 |
| 30 | 1141 | 0.911 | 0.911 | 0.000 |
| 30 | 1242 | 0.910 | 0.910 | 0.000 |
| 30 | 1417 | 0.911 | 0.911 | 0.000 |
| 32 | 1126 | 0.909 | 0.909 | 0.000 |
| 32 | 1165 | 0.912 | 0.912 | 0.000 |
| 32 | 1300 | 0.912 | 0.912 | 0.000 |
| 35 | 376 | 0.910 | 0.910 | 0.000 |
| 35 | 405 | 0.909 | 0.909 | 0.000 |
| 35 | 425 | 0.910 | 0.910 | 0.000 |
| 35 | 492 | 0.909 | 0.909 | 0.000 |
| 35 | 501 | 0.911 | 0.911 | 0.000 |
| 35 | 521 | 0.909 | 0.909 | 0.000 |
| 50 | 300 | 0.908 | 0.908 | 0.000 |
| 50 | 756 | 0.910 | 0.910 | 0.000 |
| 50 | 1100 | 0.910 | 0.910 | 0.000 |
| 52 | 451 | 0.910 | 0.910 | 0.000 |
| 52 | 587 | 0.908 | 0.909 | 0.000 |
| 52 | 956 | 0.907 | 0.907 | 0.000 |
| 55 | 198 | 0.910 | 0.910 | 0.000 |
| 55 | 220 | 0.908 | 0.908 | 0.000 |
| 55 | 665 | 0.909 | 0.909 | 0.000 |
| 55 | 818 | 0.910 | 0.910 | 0.000 |
| 55 | 1057 | 0.913 | 0.912 | 0.000 |
| 55 | 1137 | 0.912 | 0.912 | 0.000 |
| 100 | 448 | 0.906 | 0.906 | 0.000 |
| 100 | 938 | 0.910 | 0.910 | 0.000 |
| 100 | 1051 | 0.909 | 0.910 | 0.000 |
| 102 | 921 | 0.910 | 0.910 | 0.000 |
| 102 | 1113 | 0.910 | 0.910 | 0.000 |
| 102 | 1234 | 0.908 | 0.908 | 0.000 |
| 105 | 194 | 0.910 | 0.910 | 0.000 |
| 105 | 367 | 0.908 | 0.908 | 0.000 |
| 105 | 440 | 0.908 | 0.909 | 0.000 |
| 105 | 477 | 0.910 | 0.910 | 0.000 |
| 105 | 556 | 0.910 | 0.910 | 0.000 |
| 105 | 1213 | 0.910 | 0.910 | 0.000 |
| Max | | 0.913 | 0.913 | 0.000 |
| Average | | 0.910 | 0.910 | 0.000 |
| Min | | 0.906 | 0.906 | 0.000 |
| Std Dev | | 0.001 | 0.001 | 0.000 |

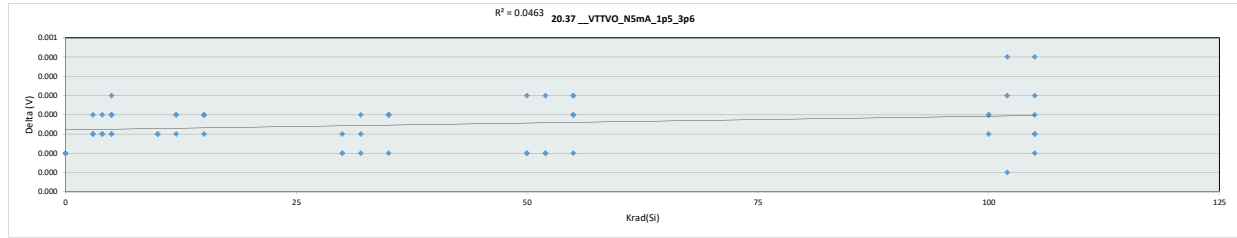


| 22.38_VTTVO_N5mA_1p8_2p375 | | | | | | | | | | | | | | | | |
|----------------------------|--------|-------------|-----------|-----------|-------|-------|-------|-------|-------|-------|-------|-------|-------|-------|-------|-------|
| Test Site | Tester | Test Number | Max Limit | Min Limit | | | | | | | | | | | | |
| | | | 0.92 | 0.9 | | | | | | | | | | | | |
| | | | V | V | | | | | | | | | | | | |
| Krad(S) | 0 | 3 | 4 | 5 | 10 | 12 | 15 | 30 | 32 | 35 | 50 | 52 | 55 | 100 | 102 | 105 |
| LL | 0.900 | 0.900 | 0.900 | 0.900 | 0.900 | 0.900 | 0.900 | 0.900 | 0.900 | 0.900 | 0.900 | 0.900 | 0.900 | 0.900 | 0.900 | 0.900 |
| Min | 0.909 | 0.909 | 0.908 | 0.906 | 0.908 | 0.910 | 0.909 | 0.911 | 0.909 | 0.910 | 0.909 | 0.907 | 0.908 | 0.907 | 0.908 | 0.908 |
| Average | 0.910 | 0.910 | 0.910 | 0.909 | 0.909 | 0.910 | 0.910 | 0.911 | 0.911 | 0.910 | 0.909 | 0.909 | 0.910 | 0.909 | 0.910 | 0.910 |
| Max | 0.911 | 0.910 | 0.913 | 0.912 | 0.910 | 0.912 | 0.912 | 0.912 | 0.912 | 0.911 | 0.910 | 0.910 | 0.912 | 0.910 | 0.910 | 0.911 |
| UL | 0.920 | 0.920 | 0.920 | 0.920 | 0.920 | 0.920 | 0.920 | 0.920 | 0.920 | 0.920 | 0.920 | 0.920 | 0.920 | 0.920 | 0.920 | 0.920 |

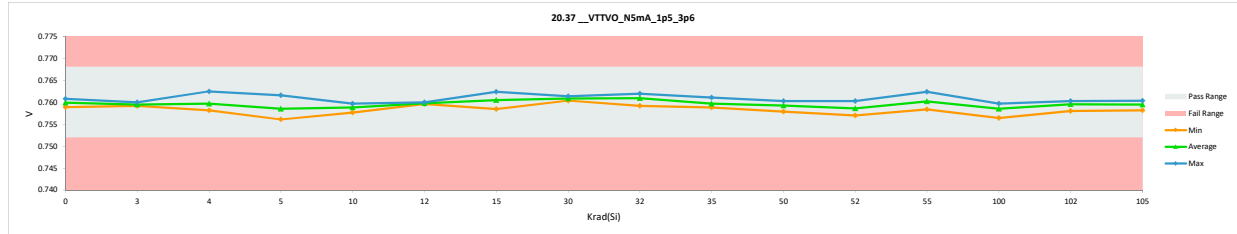


HDR TID Report
TPS7H3302-SP QML CALSS P

| 20.37_VTTVO_N5mA_1p5_3p6 | | | | |
|--------------------------|----------|-------------|-------|-----------|
| Test Site | Tester | Test Number | Unit | Max Limit |
| | | | V | 0.768 |
| | | | V | 0.752 |
| Krad(Si) | Serial # | PRE | POST | Delta |
| 0 | 775 | 0.759 | 0.759 | 0.000 |
| 0 | 1088 | 0.760 | 0.760 | 0.000 |
| 0 | 1106 | 0.761 | 0.761 | 0.000 |
| 3 | 817 | 0.759 | 0.759 | 0.000 |
| 3 | 825 | 0.759 | 0.759 | 0.000 |
| 3 | 833 | 0.760 | 0.760 | 0.000 |
| 4 | 847 | 0.758 | 0.758 | 0.000 |
| 4 | 645 | 0.758 | 0.758 | 0.000 |
| 4 | 788 | 0.762 | 0.762 | 0.000 |
| 5 | 959 | 0.759 | 0.759 | 0.000 |
| 5 | 991 | 0.757 | 0.757 | 0.000 |
| 5 | 1000 | 0.756 | 0.756 | 0.000 |
| 5 | 1011 | 0.758 | 0.758 | 0.000 |
| 5 | 1087 | 0.762 | 0.762 | 0.000 |
| 5 | 1097 | 0.760 | 0.760 | 0.000 |
| 10 | 180 | 0.759 | 0.759 | 0.000 |
| 10 | 236 | 0.760 | 0.760 | 0.000 |
| 10 | 246 | 0.758 | 0.758 | 0.000 |
| 12 | 190 | 0.760 | 0.760 | 0.000 |
| 12 | 266 | 0.760 | 0.760 | 0.000 |
| 12 | 308 | 0.760 | 0.760 | 0.000 |
| 15 | 848 | 0.762 | 0.762 | 0.000 |
| 15 | 878 | 0.758 | 0.758 | 0.000 |
| 15 | 880 | 0.761 | 0.761 | 0.000 |
| 15 | 942 | 0.760 | 0.760 | 0.000 |
| 15 | 947 | 0.759 | 0.759 | 0.000 |
| 15 | 962 | 0.762 | 0.762 | 0.000 |
| 30 | 1141 | 0.761 | 0.761 | 0.000 |
| 30 | 1242 | 0.761 | 0.760 | 0.000 |
| 30 | 1417 | 0.761 | 0.761 | 0.000 |
| 32 | 1126 | 0.759 | 0.759 | 0.000 |
| 32 | 1165 | 0.762 | 0.762 | 0.000 |
| 32 | 1300 | 0.762 | 0.762 | 0.000 |
| 35 | 376 | 0.760 | 0.761 | 0.000 |
| 35 | 405 | 0.759 | 0.759 | 0.000 |
| 35 | 425 | 0.760 | 0.760 | 0.000 |
| 35 | 492 | 0.759 | 0.759 | 0.000 |
| 35 | 501 | 0.761 | 0.761 | 0.000 |
| 35 | 521 | 0.759 | 0.759 | 0.000 |
| 50 | 300 | 0.758 | 0.758 | 0.000 |
| 50 | 756 | 0.760 | 0.760 | 0.000 |
| 50 | 1100 | 0.760 | 0.760 | 0.000 |
| 52 | 451 | 0.760 | 0.760 | 0.000 |
| 52 | 587 | 0.758 | 0.758 | 0.000 |
| 52 | 956 | 0.757 | 0.757 | 0.000 |
| 55 | 198 | 0.760 | 0.760 | 0.000 |
| 55 | 220 | 0.758 | 0.758 | 0.000 |
| 55 | 665 | 0.759 | 0.759 | 0.000 |
| 55 | 818 | 0.760 | 0.760 | 0.000 |
| 55 | 1057 | 0.762 | 0.762 | 0.000 |
| 55 | 1137 | 0.762 | 0.762 | 0.000 |
| 100 | 448 | 0.756 | 0.756 | 0.000 |
| 100 | 938 | 0.760 | 0.760 | 0.000 |
| 100 | 1051 | 0.760 | 0.760 | 0.000 |
| 102 | 921 | 0.760 | 0.760 | 0.000 |
| 102 | 1113 | 0.760 | 0.760 | 0.000 |
| 102 | 1234 | 0.758 | 0.758 | 0.000 |
| 105 | 194 | 0.760 | 0.760 | 0.000 |
| 105 | 367 | 0.758 | 0.758 | 0.000 |
| 105 | 440 | 0.758 | 0.759 | 0.000 |
| 105 | 477 | 0.761 | 0.760 | 0.000 |
| 105 | 556 | 0.760 | 0.760 | 0.000 |
| 105 | 1213 | 0.760 | 0.760 | 0.000 |
| Max | | 0.762 | 0.762 | 0.000 |
| Average | | 0.760 | 0.760 | 0.000 |
| Min | | 0.756 | 0.756 | 0.000 |
| Std Dev | | 0.001 | 0.001 | 0.000 |

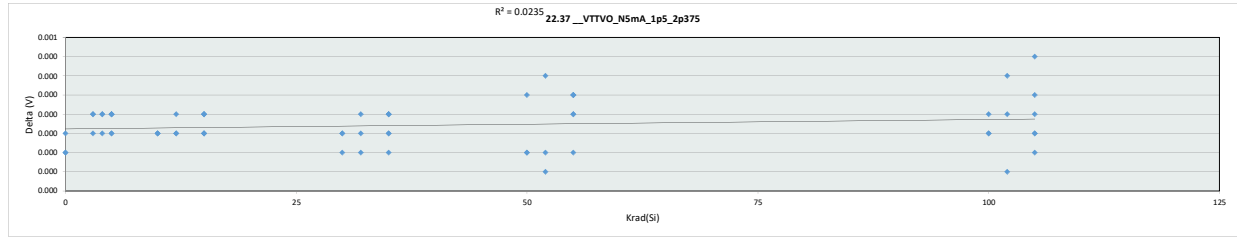


| 20.37_VTTVO_N5mA_1p5_3p6 | | | | | | | | | | | | | | | | | | | | | |
|--------------------------|--------|-------------|-----------|-----------|----------|-------|-------|-------|-------|-------|-------|-------|-------|-------|-------|-------|-------|-------|-------|-------|-------|
| Test Site | Tester | Test Number | Max Limit | Min Limit | Krad(Si) | | | | | | | | | | | | | | | | |
| | | | 0.768 | 0.752 | 0 | 3 | 4 | 5 | 10 | 12 | 15 | 30 | 32 | 35 | 50 | 52 | 55 | 100 | 102 | 105 | |
| LL | | | 0.752 | 0.752 | 0.752 | 0.752 | 0.752 | 0.752 | 0.752 | 0.752 | 0.752 | 0.752 | 0.752 | 0.752 | 0.752 | 0.752 | 0.752 | 0.752 | 0.752 | 0.752 | 0.752 |
| Min | | | 0.759 | 0.759 | 0.758 | 0.756 | 0.758 | 0.756 | 0.758 | 0.759 | 0.759 | 0.760 | 0.759 | 0.761 | 0.761 | 0.759 | 0.757 | 0.758 | 0.756 | 0.758 | 0.758 |
| Average | | | 0.760 | 0.760 | 0.760 | 0.759 | 0.760 | 0.759 | 0.760 | 0.760 | 0.760 | 0.761 | 0.761 | 0.760 | 0.760 | 0.759 | 0.759 | 0.760 | 0.759 | 0.760 | 0.759 |
| Max | | | 0.761 | 0.760 | 0.763 | 0.762 | 0.760 | 0.760 | 0.760 | 0.762 | 0.761 | 0.762 | 0.761 | 0.761 | 0.760 | 0.760 | 0.762 | 0.760 | 0.760 | 0.760 | 0.760 |
| UL | | | 0.768 | 0.768 | 0.768 | 0.768 | 0.768 | 0.768 | 0.768 | 0.768 | 0.768 | 0.768 | 0.768 | 0.768 | 0.768 | 0.768 | 0.768 | 0.768 | 0.768 | 0.768 | 0.768 |

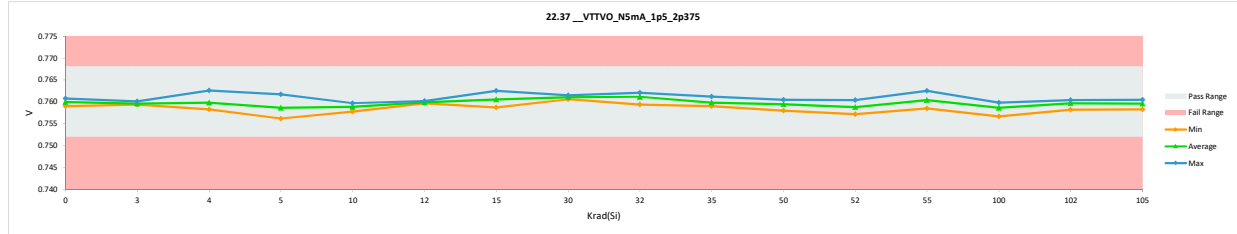


HDR TID Report
TPS7H3302-SP QML CALSS P

| 22.37_VTTVO_N5mA_1p5_2p375 | | | | |
|----------------------------|----------|-------------|-------|-------|
| Test Site | Tester | Test Number | Unit | |
| | | V | V | |
| Max Limit | | 0.768 | 0.768 | |
| Min Limit | | 0.752 | 0.752 | |
| Krad(Si) | Serial # | PRE | POST | Delta |
| 0 | 775 | 0.759 | 0.759 | 0.000 |
| 0 | 1088 | 0.760 | 0.760 | 0.000 |
| 0 | 1106 | 0.761 | 0.761 | 0.000 |
| 3 | 817 | 0.759 | 0.759 | 0.000 |
| 3 | 825 | 0.759 | 0.759 | 0.000 |
| 3 | 833 | 0.760 | 0.760 | 0.000 |
| 4 | 847 | 0.758 | 0.759 | 0.000 |
| 4 | 645 | 0.758 | 0.758 | 0.000 |
| 4 | 788 | 0.763 | 0.763 | 0.000 |
| 5 | 959 | 0.759 | 0.759 | 0.000 |
| 5 | 991 | 0.757 | 0.757 | 0.000 |
| 5 | 1000 | 0.756 | 0.756 | 0.000 |
| 5 | 1011 | 0.758 | 0.758 | 0.000 |
| 5 | 1087 | 0.762 | 0.762 | 0.000 |
| 5 | 1097 | 0.760 | 0.760 | 0.000 |
| 10 | 180 | 0.759 | 0.759 | 0.000 |
| 10 | 236 | 0.760 | 0.760 | 0.000 |
| 10 | 246 | 0.758 | 0.758 | 0.000 |
| 12 | 190 | 0.760 | 0.760 | 0.000 |
| 12 | 266 | 0.760 | 0.760 | 0.000 |
| 12 | 308 | 0.760 | 0.760 | 0.000 |
| 15 | 848 | 0.762 | 0.762 | 0.000 |
| 15 | 878 | 0.759 | 0.759 | 0.000 |
| 15 | 880 | 0.761 | 0.761 | 0.000 |
| 15 | 942 | 0.760 | 0.760 | 0.000 |
| 15 | 947 | 0.759 | 0.759 | 0.000 |
| 15 | 962 | 0.762 | 0.762 | 0.000 |
| 30 | 1141 | 0.762 | 0.762 | 0.000 |
| 30 | 1242 | 0.761 | 0.761 | 0.000 |
| 30 | 1417 | 0.761 | 0.761 | 0.000 |
| 32 | 1126 | 0.760 | 0.759 | 0.000 |
| 32 | 1165 | 0.762 | 0.762 | 0.000 |
| 32 | 1300 | 0.762 | 0.762 | 0.000 |
| 35 | 376 | 0.761 | 0.761 | 0.000 |
| 35 | 405 | 0.759 | 0.759 | 0.000 |
| 35 | 425 | 0.760 | 0.760 | 0.000 |
| 35 | 492 | 0.759 | 0.759 | 0.000 |
| 35 | 501 | 0.761 | 0.761 | 0.000 |
| 35 | 521 | 0.759 | 0.759 | 0.000 |
| 50 | 300 | 0.758 | 0.758 | 0.000 |
| 50 | 756 | 0.760 | 0.760 | 0.000 |
| 50 | 1100 | 0.761 | 0.761 | 0.000 |
| 52 | 451 | 0.761 | 0.760 | 0.000 |
| 52 | 587 | 0.758 | 0.759 | 0.000 |
| 52 | 956 | 0.757 | 0.757 | 0.000 |
| 55 | 198 | 0.760 | 0.760 | 0.000 |
| 55 | 220 | 0.758 | 0.758 | 0.000 |
| 55 | 665 | 0.759 | 0.759 | 0.000 |
| 55 | 818 | 0.760 | 0.760 | 0.000 |
| 55 | 1057 | 0.763 | 0.762 | 0.000 |
| 55 | 1137 | 0.762 | 0.762 | 0.000 |
| 100 | 448 | 0.757 | 0.757 | 0.000 |
| 100 | 938 | 0.760 | 0.760 | 0.000 |
| 100 | 1051 | 0.760 | 0.760 | 0.000 |
| 102 | 921 | 0.760 | 0.760 | 0.000 |
| 102 | 1113 | 0.760 | 0.760 | 0.000 |
| 102 | 1234 | 0.758 | 0.758 | 0.000 |
| 105 | 194 | 0.760 | 0.760 | 0.000 |
| 105 | 367 | 0.758 | 0.758 | 0.000 |
| 105 | 440 | 0.758 | 0.759 | 0.000 |
| 105 | 477 | 0.761 | 0.761 | 0.000 |
| 105 | 556 | 0.760 | 0.760 | 0.000 |
| 105 | 1213 | 0.760 | 0.760 | 0.000 |
| Max | | 0.763 | 0.763 | 0.000 |
| Average | | 0.760 | 0.760 | 0.000 |
| Min | | 0.756 | 0.756 | 0.000 |
| Std Dev | | 0.001 | 0.001 | 0.000 |

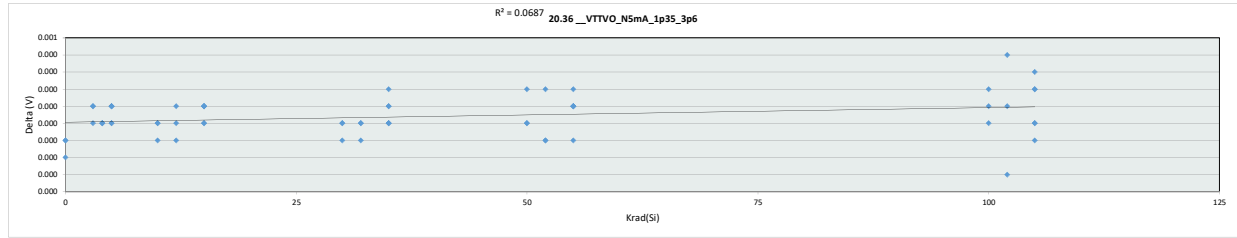


| 22.37_VTTVO_N5mA_1p5_2p375 | | | | | | | | | | | | | | | | | | | | | |
|----------------------------|--------|-------------|-----------|-----------|----------|-------|-------|-------|-------|-------|-------|-------|-------|-------|-------|-------|-------|-------|-------|-------|-------|
| Test Site | Tester | Test Number | Max Limit | Min Limit | Krad(Si) | | | | | | | | | | | | | | | | |
| | | V | 0.768 | 0.752 | 0 | 3 | 4 | 5 | 10 | 12 | 15 | 30 | 32 | 35 | 50 | 52 | 55 | 100 | 102 | 105 | |
| LL | | | 0.752 | 0.752 | 0.752 | 0.752 | 0.752 | 0.752 | 0.752 | 0.752 | 0.752 | 0.752 | 0.752 | 0.752 | 0.752 | 0.752 | 0.752 | 0.752 | 0.752 | 0.752 | 0.752 |
| Min | | | 0.759 | 0.759 | 0.758 | 0.756 | 0.758 | 0.756 | 0.758 | 0.759 | 0.761 | 0.759 | 0.761 | 0.759 | 0.758 | 0.757 | 0.759 | 0.757 | 0.758 | 0.758 | 0.758 |
| Average | | | 0.760 | 0.760 | 0.760 | 0.759 | 0.760 | 0.759 | 0.760 | 0.760 | 0.761 | 0.761 | 0.761 | 0.760 | 0.759 | 0.759 | 0.760 | 0.759 | 0.760 | 0.760 | 0.760 |
| Max | | | 0.761 | 0.760 | 0.763 | 0.762 | 0.760 | 0.760 | 0.760 | 0.763 | 0.762 | 0.762 | 0.761 | 0.761 | 0.761 | 0.760 | 0.763 | 0.760 | 0.760 | 0.760 | 0.761 |
| UL | | | 0.768 | 0.768 | 0.768 | 0.768 | 0.768 | 0.768 | 0.768 | 0.768 | 0.768 | 0.768 | 0.768 | 0.768 | 0.768 | 0.768 | 0.768 | 0.768 | 0.768 | 0.768 | 0.768 |

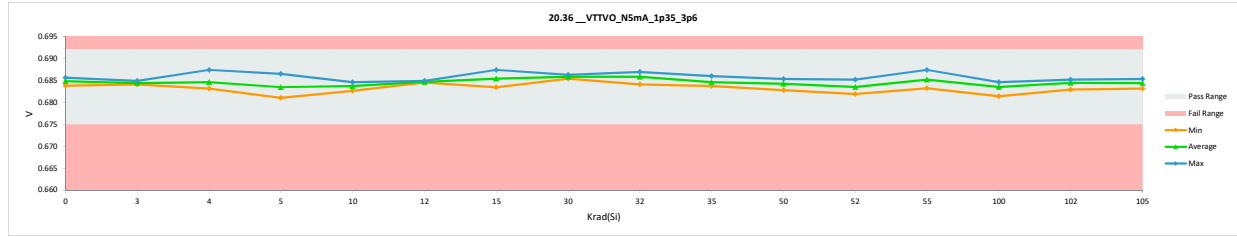


HDR TID Report
TPS7H3302-SP QML CALSS P

| 20.36_VTTVO_N5mA_1p35_3p6 | | | | | |
|---------------------------|----------|-------------|-------|-----------|-----------|
| Test Site | Tester | Test Number | Unit | Max Limit | Min Limit |
| | | | V | 0.692 | 0.675 |
| | | | V | 0.692 | 0.675 |
| Krad(Si) | Serial # | PRE | POST | Delta | |
| 0 | 775 | 0.684 | 0.684 | 0.000 | |
| 0 | 1088 | 0.685 | 0.685 | 0.000 | |
| 0 | 1106 | 0.686 | 0.686 | 0.000 | |
| 3 | 817 | 0.684 | 0.684 | 0.000 | |
| 3 | 825 | 0.684 | 0.684 | 0.000 | |
| 3 | 833 | 0.685 | 0.685 | 0.000 | |
| 4 | 847 | 0.683 | 0.683 | 0.000 | |
| 4 | 645 | 0.683 | 0.683 | 0.000 | |
| 4 | 788 | 0.687 | 0.687 | 0.000 | |
| 5 | 959 | 0.684 | 0.684 | 0.000 | |
| 5 | 991 | 0.682 | 0.682 | 0.000 | |
| 5 | 1000 | 0.681 | 0.681 | 0.000 | |
| 5 | 1011 | 0.683 | 0.683 | 0.000 | |
| 5 | 1087 | 0.686 | 0.687 | 0.000 | |
| 5 | 1097 | 0.685 | 0.685 | 0.000 | |
| 10 | 180 | 0.684 | 0.684 | 0.000 | |
| 10 | 236 | 0.685 | 0.685 | 0.000 | |
| 10 | 246 | 0.683 | 0.683 | 0.000 | |
| 12 | 190 | 0.685 | 0.685 | 0.000 | |
| 12 | 266 | 0.685 | 0.684 | 0.000 | |
| 12 | 308 | 0.684 | 0.684 | 0.000 | |
| 15 | 848 | 0.686 | 0.687 | 0.000 | |
| 15 | 878 | 0.683 | 0.683 | 0.000 | |
| 15 | 880 | 0.686 | 0.686 | 0.000 | |
| 15 | 942 | 0.685 | 0.685 | 0.000 | |
| 15 | 947 | 0.684 | 0.684 | 0.000 | |
| 15 | 962 | 0.687 | 0.687 | 0.000 | |
| 30 | 1141 | 0.686 | 0.686 | 0.000 | |
| 30 | 1242 | 0.685 | 0.685 | 0.000 | |
| 30 | 1417 | 0.686 | 0.686 | 0.000 | |
| 32 | 1126 | 0.684 | 0.684 | 0.000 | |
| 32 | 1165 | 0.687 | 0.687 | 0.000 | |
| 32 | 1300 | 0.687 | 0.687 | 0.000 | |
| 35 | 376 | 0.685 | 0.686 | 0.000 | |
| 35 | 405 | 0.683 | 0.684 | 0.000 | |
| 35 | 425 | 0.685 | 0.685 | 0.000 | |
| 35 | 492 | 0.684 | 0.684 | 0.000 | |
| 35 | 501 | 0.686 | 0.686 | 0.000 | |
| 35 | 521 | 0.684 | 0.684 | 0.000 | |
| 50 | 300 | 0.683 | 0.683 | 0.000 | |
| 50 | 756 | 0.684 | 0.685 | 0.000 | |
| 50 | 1100 | 0.685 | 0.685 | 0.000 | |
| 52 | 451 | 0.685 | 0.685 | 0.000 | |
| 52 | 587 | 0.683 | 0.683 | 0.000 | |
| 52 | 956 | 0.682 | 0.682 | 0.000 | |
| 55 | 198 | 0.685 | 0.685 | 0.000 | |
| 55 | 220 | 0.683 | 0.683 | 0.000 | |
| 55 | 665 | 0.684 | 0.684 | 0.000 | |
| 55 | 818 | 0.685 | 0.685 | 0.000 | |
| 55 | 1057 | 0.688 | 0.687 | 0.000 | |
| 55 | 1137 | 0.687 | 0.687 | 0.000 | |
| 100 | 448 | 0.681 | 0.681 | 0.000 | |
| 100 | 938 | 0.684 | 0.685 | 0.000 | |
| 100 | 1051 | 0.684 | 0.684 | 0.000 | |
| 102 | 921 | 0.685 | 0.685 | 0.000 | |
| 102 | 1113 | 0.685 | 0.685 | 0.000 | |
| 102 | 1234 | 0.683 | 0.683 | 0.000 | |
| 105 | 194 | 0.684 | 0.685 | 0.000 | |
| 105 | 367 | 0.683 | 0.683 | 0.000 | |
| 105 | 440 | 0.683 | 0.684 | 0.000 | |
| 105 | 477 | 0.685 | 0.685 | 0.000 | |
| 105 | 556 | 0.685 | 0.685 | 0.000 | |
| 105 | 1213 | 0.685 | 0.685 | 0.000 | |
| | Max | 0.688 | 0.687 | 0.000 | |
| | Average | 0.685 | 0.685 | 0.000 | |
| | Min | 0.681 | 0.681 | 0.000 | |
| | Std Dev | 0.001 | 0.001 | 0.000 | |

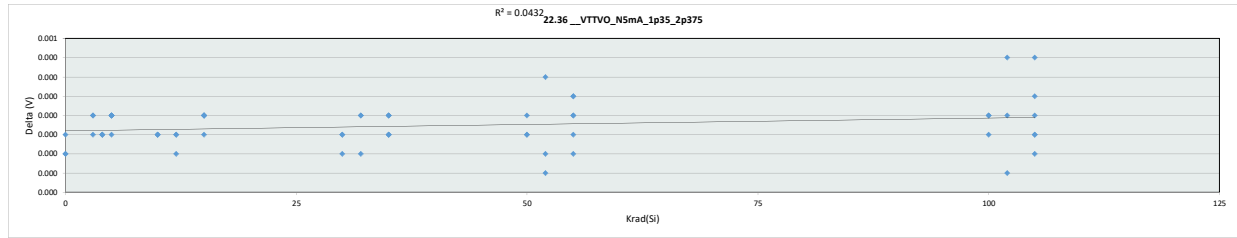


| 20.36_VTTVO_N5mA_1p35_3p6 | | | | | | | | | | | | | | | | |
|---------------------------|--------|-------------|-------|-----------|-----------|-------|-------|-------|-------|-------|-------|-------|-------|-------|-------|-------|
| Test Site | Tester | Test Number | Unit | Max Limit | Min Limit | | | | | | | | | | | |
| | | | V | 0.692 | 0.675 | | | | | | | | | | | |
| | | | V | 0.692 | 0.675 | | | | | | | | | | | |
| Krad(Si) | 0 | 3 | 4 | 5 | 10 | 12 | 15 | 30 | 32 | 35 | 50 | 52 | 55 | 100 | 102 | 105 |
| LL | 0.675 | 0.675 | 0.675 | 0.675 | 0.675 | 0.675 | 0.675 | 0.675 | 0.675 | 0.675 | 0.675 | 0.675 | 0.675 | 0.675 | 0.675 | 0.675 |
| Min | 0.684 | 0.684 | 0.683 | 0.681 | 0.683 | 0.685 | 0.683 | 0.685 | 0.684 | 0.684 | 0.683 | 0.682 | 0.683 | 0.681 | 0.683 | 0.683 |
| Average | 0.685 | 0.684 | 0.685 | 0.683 | 0.684 | 0.685 | 0.685 | 0.685 | 0.686 | 0.686 | 0.685 | 0.684 | 0.684 | 0.685 | 0.683 | 0.684 |
| Max | 0.686 | 0.685 | 0.687 | 0.687 | 0.685 | 0.685 | 0.687 | 0.686 | 0.687 | 0.686 | 0.685 | 0.685 | 0.685 | 0.687 | 0.685 | 0.685 |
| UL | 0.692 | 0.692 | 0.692 | 0.692 | 0.692 | 0.692 | 0.692 | 0.692 | 0.692 | 0.692 | 0.692 | 0.692 | 0.692 | 0.692 | 0.692 | 0.692 |

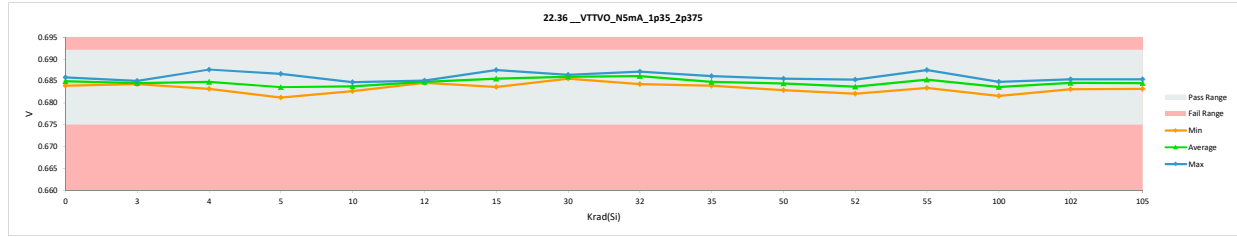


HDR TID Report
TPS7H3302-SP QML CALSS P

| 22.36_VTTVO_N5mA_1p35_2p375 | | | | |
|-----------------------------|----------|-------------|-------|-------|
| Test Site | Tester | Test Number | Unit | |
| | | | V | V |
| Max Limit | | | 0.692 | 0.692 |
| Min Limit | | | 0.675 | 0.675 |
| Krad(Si) | Serial # | PRE | POST | Delta |
| 0 | 775 | 0.684 | 0.684 | 0.000 |
| 0 | 1088 | 0.685 | 0.685 | 0.000 |
| 0 | 1106 | 0.686 | 0.686 | 0.000 |
| 3 | 817 | 0.684 | 0.684 | 0.000 |
| 3 | 825 | 0.684 | 0.684 | 0.000 |
| 3 | 833 | 0.685 | 0.685 | 0.000 |
| 4 | 847 | 0.683 | 0.683 | 0.000 |
| 4 | 645 | 0.683 | 0.683 | 0.000 |
| 4 | 788 | 0.688 | 0.688 | 0.000 |
| 5 | 959 | 0.684 | 0.684 | 0.000 |
| 5 | 991 | 0.682 | 0.682 | 0.000 |
| 5 | 1000 | 0.681 | 0.681 | 0.000 |
| 5 | 1011 | 0.683 | 0.683 | 0.000 |
| 5 | 1087 | 0.687 | 0.687 | 0.000 |
| 5 | 1097 | 0.685 | 0.685 | 0.000 |
| 10 | 180 | 0.684 | 0.684 | 0.000 |
| 10 | 236 | 0.685 | 0.685 | 0.000 |
| 10 | 246 | 0.683 | 0.683 | 0.000 |
| 12 | 190 | 0.685 | 0.685 | 0.000 |
| 12 | 266 | 0.685 | 0.685 | 0.000 |
| 12 | 308 | 0.685 | 0.685 | 0.000 |
| 15 | 848 | 0.687 | 0.687 | 0.000 |
| 15 | 878 | 0.683 | 0.684 | 0.000 |
| 15 | 880 | 0.686 | 0.686 | 0.000 |
| 15 | 942 | 0.685 | 0.685 | 0.000 |
| 15 | 947 | 0.684 | 0.684 | 0.000 |
| 15 | 962 | 0.687 | 0.688 | 0.000 |
| 30 | 1141 | 0.686 | 0.686 | 0.000 |
| 30 | 1242 | 0.686 | 0.686 | 0.000 |
| 30 | 1417 | 0.686 | 0.686 | 0.000 |
| 32 | 1126 | 0.684 | 0.684 | 0.000 |
| 32 | 1165 | 0.687 | 0.687 | 0.000 |
| 32 | 1300 | 0.687 | 0.687 | 0.000 |
| 35 | 376 | 0.686 | 0.686 | 0.000 |
| 35 | 405 | 0.684 | 0.684 | 0.000 |
| 35 | 425 | 0.685 | 0.685 | 0.000 |
| 35 | 492 | 0.684 | 0.684 | 0.000 |
| 35 | 501 | 0.686 | 0.686 | 0.000 |
| 35 | 521 | 0.684 | 0.684 | 0.000 |
| 50 | 300 | 0.683 | 0.683 | 0.000 |
| 50 | 756 | 0.685 | 0.685 | 0.000 |
| 50 | 1100 | 0.686 | 0.686 | 0.000 |
| 52 | 451 | 0.686 | 0.685 | 0.000 |
| 52 | 587 | 0.683 | 0.684 | 0.000 |
| 52 | 956 | 0.682 | 0.682 | 0.000 |
| 55 | 198 | 0.685 | 0.685 | 0.000 |
| 55 | 220 | 0.683 | 0.683 | 0.000 |
| 55 | 665 | 0.684 | 0.684 | 0.000 |
| 55 | 818 | 0.685 | 0.685 | 0.000 |
| 55 | 1057 | 0.688 | 0.688 | 0.000 |
| 55 | 1137 | 0.687 | 0.687 | 0.000 |
| 100 | 448 | 0.682 | 0.682 | 0.000 |
| 100 | 938 | 0.685 | 0.685 | 0.000 |
| 100 | 1051 | 0.684 | 0.684 | 0.000 |
| 102 | 921 | 0.685 | 0.685 | 0.000 |
| 102 | 1113 | 0.685 | 0.685 | 0.000 |
| 102 | 1234 | 0.683 | 0.683 | 0.000 |
| 105 | 194 | 0.685 | 0.685 | 0.000 |
| 105 | 367 | 0.683 | 0.683 | 0.000 |
| 105 | 440 | 0.683 | 0.684 | 0.000 |
| 105 | 477 | 0.685 | 0.685 | 0.000 |
| 105 | 556 | 0.685 | 0.685 | 0.000 |
| 105 | 1213 | 0.685 | 0.685 | 0.000 |
| Max | | 0.688 | 0.688 | 0.000 |
| Average | | 0.685 | 0.685 | 0.000 |
| Min | | 0.681 | 0.681 | 0.000 |
| Std Dev | | 0.001 | 0.001 | 0.000 |

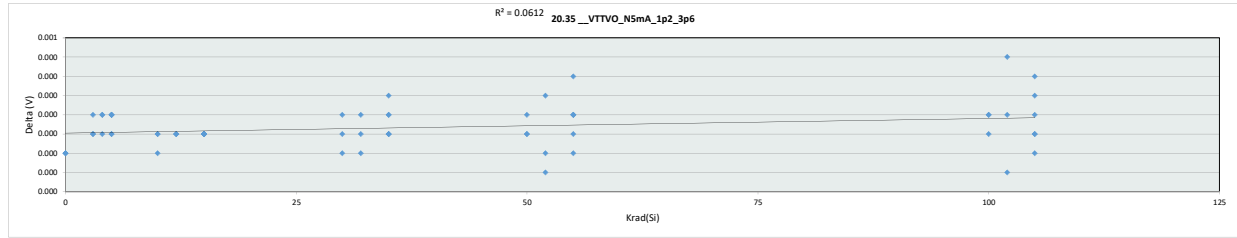


| 22.36_VTTVO_N5mA_1p35_2 | | | | | | | | | | | | | | | | |
|-------------------------|--------|-------------|-------|-------|-------|-------|-------|-------|-------|-------|-------|-------|-------|-------|-------|-------|
| Test Site | Tester | Test Number | Unit | | | | | | | | | | | | | |
| Max Limit | | | V | | | | | | | | | | | | | |
| Min Limit | | | V | | | | | | | | | | | | | |
| Krad(Si) | 0 | 3 | 4 | 5 | 10 | 12 | 15 | 30 | 32 | 35 | 50 | 52 | 55 | 100 | 102 | 105 |
| LL | 0.675 | 0.675 | 0.675 | 0.675 | 0.675 | 0.675 | 0.675 | 0.675 | 0.675 | 0.675 | 0.675 | 0.675 | 0.675 | 0.675 | 0.675 | 0.675 |
| Min | 0.684 | 0.684 | 0.683 | 0.681 | 0.683 | 0.685 | 0.684 | 0.686 | 0.684 | 0.684 | 0.683 | 0.682 | 0.683 | 0.682 | 0.683 | 0.683 |
| Average | 0.685 | 0.685 | 0.685 | 0.684 | 0.684 | 0.685 | 0.686 | 0.686 | 0.686 | 0.685 | 0.684 | 0.684 | 0.685 | 0.684 | 0.685 | 0.685 |
| Max | 0.686 | 0.685 | 0.688 | 0.687 | 0.685 | 0.688 | 0.688 | 0.686 | 0.687 | 0.686 | 0.686 | 0.685 | 0.688 | 0.685 | 0.685 | 0.685 |
| UL | 0.692 | 0.692 | 0.692 | 0.692 | 0.692 | 0.692 | 0.692 | 0.692 | 0.692 | 0.692 | 0.692 | 0.692 | 0.692 | 0.692 | 0.692 | 0.692 |

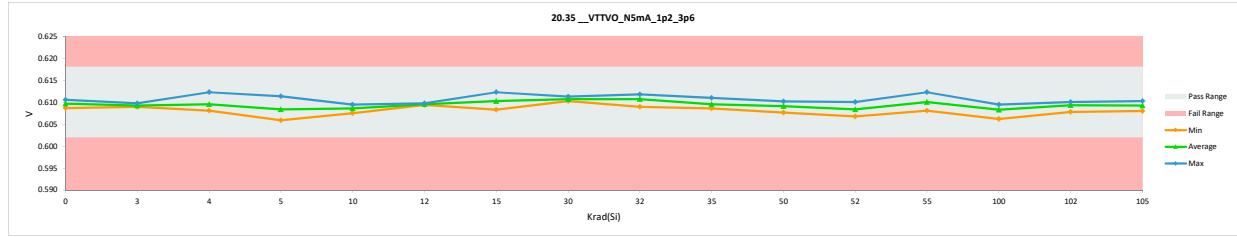


HDR TID Report
TPS7H3302-SP QML CALSS P

| 20.35_VTTVO_N5mA_1p2_3p6 | | | | |
|--------------------------|--------|-------------|-------|-----------|
| Test Site | Tester | Test Number | Unit | Max Limit |
| 0 | 775 | 0.609 | 0.609 | 0.000 |
| 0 | 1088 | 0.610 | 0.610 | 0.000 |
| 0 | 1106 | 0.611 | 0.611 | 0.000 |
| 3 | 817 | 0.609 | 0.609 | 0.000 |
| 3 | 825 | 0.609 | 0.609 | 0.000 |
| 3 | 833 | 0.610 | 0.610 | 0.000 |
| 4 | 547 | 0.608 | 0.608 | 0.000 |
| 4 | 645 | 0.608 | 0.608 | 0.000 |
| 4 | 788 | 0.612 | 0.612 | 0.000 |
| 5 | 959 | 0.609 | 0.609 | 0.000 |
| 5 | 991 | 0.607 | 0.607 | 0.000 |
| 5 | 1000 | 0.606 | 0.606 | 0.000 |
| 5 | 1011 | 0.608 | 0.608 | 0.000 |
| 5 | 1087 | 0.611 | 0.611 | 0.000 |
| 5 | 1097 | 0.610 | 0.610 | 0.000 |
| 10 | 180 | 0.609 | 0.609 | 0.000 |
| 10 | 236 | 0.610 | 0.609 | 0.000 |
| 10 | 246 | 0.608 | 0.608 | 0.000 |
| 12 | 190 | 0.610 | 0.610 | 0.000 |
| 12 | 266 | 0.609 | 0.609 | 0.000 |
| 12 | 308 | 0.609 | 0.609 | 0.000 |
| 15 | 848 | 0.611 | 0.611 | 0.000 |
| 15 | 878 | 0.608 | 0.608 | 0.000 |
| 15 | 880 | 0.611 | 0.611 | 0.000 |
| 15 | 942 | 0.610 | 0.610 | 0.000 |
| 15 | 947 | 0.609 | 0.609 | 0.000 |
| 15 | 962 | 0.612 | 0.612 | 0.000 |
| 30 | 1141 | 0.611 | 0.611 | 0.000 |
| 30 | 1242 | 0.610 | 0.610 | 0.000 |
| 30 | 1417 | 0.611 | 0.611 | 0.000 |
| 32 | 1126 | 0.609 | 0.609 | 0.000 |
| 32 | 1165 | 0.612 | 0.612 | 0.000 |
| 32 | 1300 | 0.611 | 0.611 | 0.000 |
| 35 | 376 | 0.610 | 0.610 | 0.000 |
| 35 | 405 | 0.608 | 0.609 | 0.000 |
| 35 | 425 | 0.610 | 0.610 | 0.000 |
| 35 | 492 | 0.609 | 0.609 | 0.000 |
| 35 | 501 | 0.611 | 0.611 | 0.000 |
| 35 | 521 | 0.609 | 0.609 | 0.000 |
| 50 | 300 | 0.608 | 0.608 | 0.000 |
| 50 | 756 | 0.609 | 0.609 | 0.000 |
| 50 | 1100 | 0.610 | 0.610 | 0.000 |
| 52 | 451 | 0.610 | 0.610 | 0.000 |
| 52 | 587 | 0.608 | 0.608 | 0.000 |
| 52 | 956 | 0.607 | 0.607 | 0.000 |
| 55 | 198 | 0.609 | 0.610 | 0.000 |
| 55 | 220 | 0.608 | 0.608 | 0.000 |
| 55 | 665 | 0.609 | 0.609 | 0.000 |
| 55 | 818 | 0.610 | 0.610 | 0.000 |
| 55 | 1057 | 0.612 | 0.612 | 0.000 |
| 55 | 1137 | 0.612 | 0.612 | 0.000 |
| 100 | 448 | 0.606 | 0.606 | 0.000 |
| 100 | 938 | 0.609 | 0.609 | 0.000 |
| 100 | 1051 | 0.609 | 0.609 | 0.000 |
| 102 | 921 | 0.610 | 0.610 | 0.000 |
| 102 | 1113 | 0.610 | 0.610 | 0.000 |
| 102 | 1234 | 0.608 | 0.608 | 0.000 |
| 105 | 194 | 0.609 | 0.610 | 0.000 |
| 105 | 367 | 0.608 | 0.608 | 0.000 |
| 105 | 440 | 0.608 | 0.609 | 0.000 |
| 105 | 477 | 0.610 | 0.610 | 0.000 |
| 105 | 556 | 0.610 | 0.610 | 0.000 |
| 105 | 1213 | 0.610 | 0.610 | 0.000 |
| Max | | 0.612 | 0.612 | 0.000 |
| Average | | 0.609 | 0.609 | 0.000 |
| Min | | 0.606 | 0.606 | 0.000 |
| Std Dev | | 0.001 | 0.001 | 0.000 |

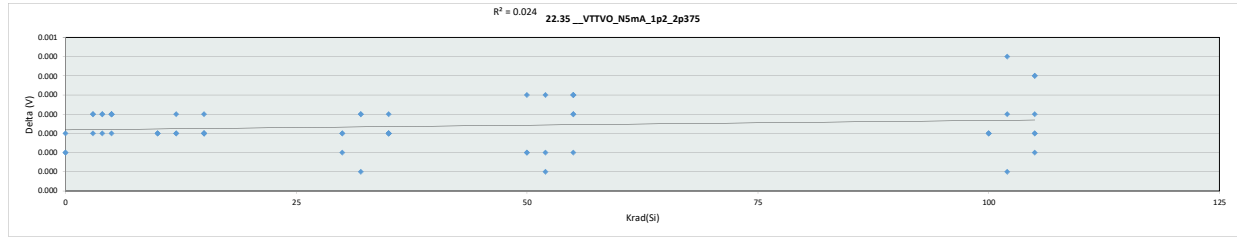


| 20.35_VTTVO_N5mA_1p2_3p6 | | | | | | | | | | | | |
|--------------------------|--------|-------------|-----------|-----------|-------|-------|-------|-------|-------|-------|-------|-------|
| Test Site | Tester | Test Number | Max Limit | Min Limit | | | | | | | | |
| 0 | 3 | 4 | 5 | 10 | | | | | | | | |
| 12 | 15 | 30 | 32 | 35 | | | | | | | | |
| 50 | 52 | 55 | 100 | 102 | | | | | | | | |
| 105 | | | | | | | | | | | | |
| LL | 0.602 | 0.602 | 0.602 | 0.602 | 0.602 | 0.602 | 0.602 | 0.602 | 0.602 | 0.602 | 0.602 | 0.602 |
| Min | 0.609 | 0.609 | 0.608 | 0.606 | 0.608 | 0.609 | 0.608 | 0.610 | 0.609 | 0.609 | 0.608 | 0.607 |
| Average | 0.610 | 0.609 | 0.610 | 0.608 | 0.609 | 0.610 | 0.610 | 0.611 | 0.611 | 0.610 | 0.609 | 0.608 |
| Max | 0.611 | 0.610 | 0.612 | 0.611 | 0.610 | 0.610 | 0.612 | 0.611 | 0.612 | 0.611 | 0.610 | 0.612 |
| UL | 0.618 | 0.618 | 0.618 | 0.618 | 0.618 | 0.618 | 0.618 | 0.618 | 0.618 | 0.618 | 0.618 | 0.618 |

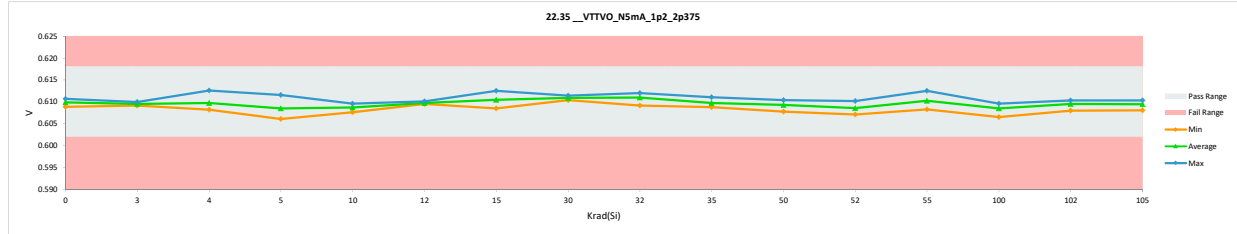


HDR TID Report
TPS7H3302-SP QML CALSS P

| 22.35_VTTVO_N5mA_1p2_2p375 | | | | |
|----------------------------|----------|-------------|-------|-------|
| Test Site | Tester | Test Number | Unit | |
| | | | V | V |
| Max Limit | | | 0.618 | 0.618 |
| Min Limit | | | 0.602 | 0.602 |
| Krad(Si) | Serial # | PRE | POST | Delta |
| 0 | 775 | 0.609 | 0.609 | 0.000 |
| 0 | 1088 | 0.610 | 0.610 | 0.000 |
| 0 | 1106 | 0.611 | 0.611 | 0.000 |
| 3 | 817 | 0.609 | 0.609 | 0.000 |
| 3 | 825 | 0.609 | 0.609 | 0.000 |
| 3 | 833 | 0.610 | 0.610 | 0.000 |
| 4 | 547 | 0.608 | 0.608 | 0.000 |
| 4 | 645 | 0.608 | 0.608 | 0.000 |
| 4 | 788 | 0.613 | 0.613 | 0.000 |
| 5 | 959 | 0.609 | 0.609 | 0.000 |
| 5 | 991 | 0.607 | 0.607 | 0.000 |
| 5 | 1000 | 0.606 | 0.606 | 0.000 |
| 5 | 1011 | 0.608 | 0.608 | 0.000 |
| 5 | 1087 | 0.612 | 0.612 | 0.000 |
| 5 | 1097 | 0.610 | 0.610 | 0.000 |
| 10 | 180 | 0.609 | 0.609 | 0.000 |
| 10 | 236 | 0.610 | 0.610 | 0.000 |
| 10 | 246 | 0.608 | 0.608 | 0.000 |
| 12 | 190 | 0.610 | 0.610 | 0.000 |
| 12 | 266 | 0.610 | 0.610 | 0.000 |
| 12 | 308 | 0.609 | 0.609 | 0.000 |
| 15 | 848 | 0.612 | 0.612 | 0.000 |
| 15 | 878 | 0.609 | 0.609 | 0.000 |
| 15 | 880 | 0.611 | 0.611 | 0.000 |
| 15 | 942 | 0.610 | 0.610 | 0.000 |
| 15 | 947 | 0.609 | 0.609 | 0.000 |
| 15 | 962 | 0.612 | 0.613 | 0.000 |
| 30 | 1141 | 0.611 | 0.611 | 0.000 |
| 30 | 1242 | 0.610 | 0.610 | 0.000 |
| 30 | 1417 | 0.611 | 0.611 | 0.000 |
| 32 | 1126 | 0.609 | 0.609 | 0.000 |
| 32 | 1165 | 0.612 | 0.612 | 0.000 |
| 32 | 1300 | 0.612 | 0.612 | 0.000 |
| 35 | 376 | 0.610 | 0.610 | 0.000 |
| 35 | 405 | 0.609 | 0.609 | 0.000 |
| 35 | 425 | 0.610 | 0.610 | 0.000 |
| 35 | 492 | 0.609 | 0.609 | 0.000 |
| 35 | 501 | 0.611 | 0.611 | 0.000 |
| 35 | 521 | 0.609 | 0.609 | 0.000 |
| 50 | 300 | 0.608 | 0.608 | 0.000 |
| 50 | 756 | 0.609 | 0.610 | 0.000 |
| 50 | 1100 | 0.610 | 0.610 | 0.000 |
| 52 | 451 | 0.610 | 0.610 | 0.000 |
| 52 | 587 | 0.608 | 0.609 | 0.000 |
| 52 | 956 | 0.607 | 0.607 | 0.000 |
| 55 | 198 | 0.610 | 0.610 | 0.000 |
| 55 | 220 | 0.608 | 0.608 | 0.000 |
| 55 | 665 | 0.609 | 0.609 | 0.000 |
| 55 | 818 | 0.610 | 0.610 | 0.000 |
| 55 | 1057 | 0.613 | 0.613 | 0.000 |
| 55 | 1137 | 0.612 | 0.612 | 0.000 |
| 100 | 448 | 0.607 | 0.607 | 0.000 |
| 100 | 938 | 0.610 | 0.610 | 0.000 |
| 100 | 1051 | 0.609 | 0.609 | 0.000 |
| 102 | 921 | 0.610 | 0.610 | 0.000 |
| 102 | 1113 | 0.610 | 0.610 | 0.000 |
| 102 | 1234 | 0.608 | 0.608 | 0.000 |
| 105 | 194 | 0.609 | 0.610 | 0.000 |
| 105 | 367 | 0.608 | 0.608 | 0.000 |
| 105 | 440 | 0.608 | 0.609 | 0.000 |
| 105 | 477 | 0.610 | 0.610 | 0.000 |
| 105 | 556 | 0.610 | 0.610 | 0.000 |
| 105 | 1213 | 0.610 | 0.610 | 0.000 |
| Max | | 0.613 | 0.613 | 0.000 |
| Average | | 0.610 | 0.610 | 0.000 |
| Min | | 0.606 | 0.606 | 0.000 |
| Std Dev | | 0.001 | 0.001 | 0.000 |

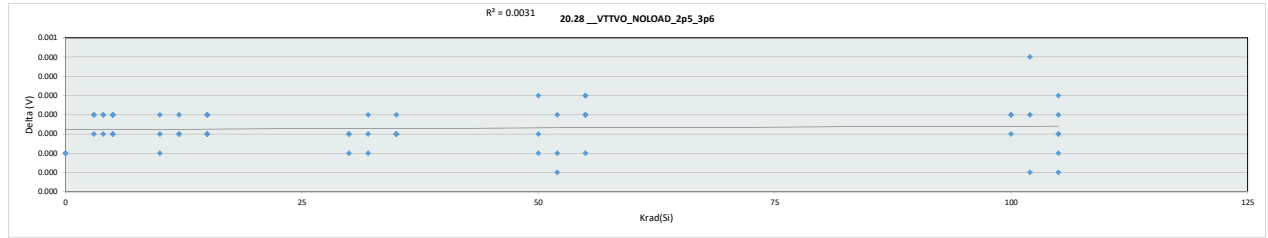


| 22.35_VTTVO_N5mA_1p2_2p375 | | | | | | | | | | | | | | | | |
|----------------------------|--------|-------------|-----------|-----------|-------|-------|-------|-------|-------|-------|-------|-------|-------|-------|-------|-------|
| Test Site | Tester | Test Number | Max Limit | Min Limit | | | | | | | | | | | | |
| | | | 0.618 | 0.602 | | | | | | | | | | | | |
| | | | V | V | | | | | | | | | | | | |
| Krad(Si) | 0 | 3 | 4 | 5 | 10 | 12 | 15 | 30 | 32 | 35 | 50 | 52 | 55 | 100 | 102 | 105 |
| LL | 0.602 | 0.602 | 0.602 | 0.602 | 0.602 | 0.602 | 0.602 | 0.602 | 0.602 | 0.602 | 0.602 | 0.602 | 0.602 | 0.602 | 0.602 | 0.602 |
| Min | 0.609 | 0.609 | 0.608 | 0.606 | 0.608 | 0.610 | 0.609 | 0.610 | 0.609 | 0.609 | 0.609 | 0.607 | 0.608 | 0.607 | 0.608 | 0.608 |
| Average | 0.610 | 0.610 | 0.610 | 0.609 | 0.609 | 0.610 | 0.610 | 0.611 | 0.611 | 0.610 | 0.609 | 0.609 | 0.610 | 0.609 | 0.610 | 0.609 |
| Max | 0.611 | 0.610 | 0.613 | 0.612 | 0.610 | 0.613 | 0.611 | 0.612 | 0.611 | 0.610 | 0.610 | 0.613 | 0.610 | 0.613 | 0.610 | 0.610 |
| UL | 0.618 | 0.618 | 0.618 | 0.618 | 0.618 | 0.618 | 0.618 | 0.618 | 0.618 | 0.618 | 0.618 | 0.618 | 0.618 | 0.618 | 0.618 | 0.618 |

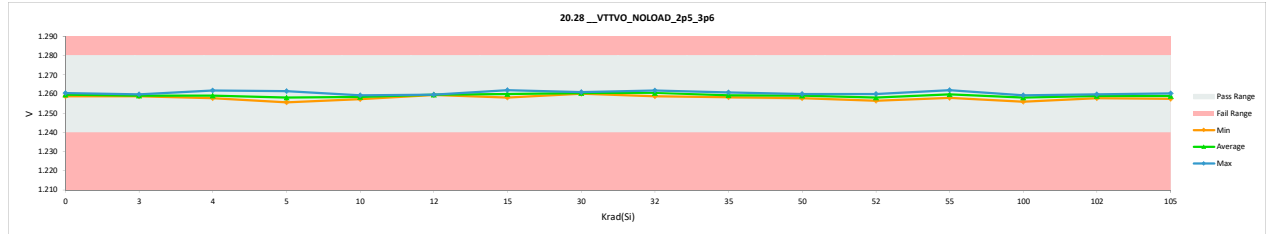


HDR TID Report
TPS7H3302-SP QML CALSS P

| 20.28_VTTVO_NOLOAD_2p5_3p6 | | | | |
|----------------------------|----------|-------------|-------|-------|
| Test Site | Tester | Test Number | Unit | Delta |
| | | | V | V |
| Max Limit | 1.28 | 1.28 | | |
| Min Limit | 1.24 | 1.24 | | |
| Krad(Si) | Serial # | PRE | POST | Delta |
| 0 | 775 | 1.259 | 1.259 | 0.000 |
| 0 | 1088 | 1.260 | 1.260 | 0.000 |
| 0 | 1106 | 1.261 | 1.260 | 0.000 |
| 3 | 817 | 1.259 | 1.259 | 0.000 |
| 3 | 825 | 1.259 | 1.259 | 0.000 |
| 3 | 833 | 1.260 | 1.260 | 0.000 |
| 4 | 547 | 1.258 | 1.258 | 0.000 |
| 4 | 645 | 1.258 | 1.258 | 0.000 |
| 4 | 788 | 1.262 | 1.262 | 0.000 |
| 5 | 959 | 1.258 | 1.258 | 0.000 |
| 5 | 991 | 1.257 | 1.257 | 0.000 |
| 5 | 1000 | 1.256 | 1.256 | 0.000 |
| 5 | 1011 | 1.257 | 1.257 | 0.000 |
| 5 | 1087 | 1.261 | 1.262 | 0.000 |
| 5 | 1097 | 1.260 | 1.260 | 0.000 |
| 10 | 180 | 1.259 | 1.259 | 0.000 |
| 10 | 236 | 1.260 | 1.259 | 0.000 |
| 10 | 246 | 1.257 | 1.257 | 0.000 |
| 12 | 190 | 1.260 | 1.260 | 0.000 |
| 12 | 266 | 1.260 | 1.260 | 0.000 |
| 12 | 308 | 1.260 | 1.260 | 0.000 |
| 15 | 848 | 1.261 | 1.261 | 0.000 |
| 15 | 878 | 1.258 | 1.258 | 0.000 |
| 15 | 880 | 1.261 | 1.261 | 0.000 |
| 15 | 942 | 1.260 | 1.260 | 0.000 |
| 15 | 947 | 1.258 | 1.258 | 0.000 |
| 15 | 962 | 1.262 | 1.262 | 0.000 |
| 30 | 1141 | 1.261 | 1.261 | 0.000 |
| 30 | 1242 | 1.260 | 1.260 | 0.000 |
| 30 | 1417 | 1.260 | 1.260 | 0.000 |
| 32 | 1126 | 1.259 | 1.259 | 0.000 |
| 32 | 1165 | 1.262 | 1.262 | 0.000 |
| 32 | 1300 | 1.261 | 1.261 | 0.000 |
| 35 | 376 | 1.260 | 1.260 | 0.000 |
| 35 | 405 | 1.258 | 1.258 | 0.000 |
| 35 | 425 | 1.260 | 1.260 | 0.000 |
| 35 | 492 | 1.259 | 1.259 | 0.000 |
| 35 | 501 | 1.261 | 1.261 | 0.000 |
| 35 | 521 | 1.259 | 1.259 | 0.000 |
| 50 | 300 | 1.258 | 1.258 | 0.000 |
| 50 | 756 | 1.259 | 1.260 | 0.000 |
| 50 | 1100 | 1.260 | 1.260 | 0.000 |
| 52 | 451 | 1.260 | 1.260 | 0.000 |
| 52 | 587 | 1.258 | 1.258 | 0.000 |
| 52 | 956 | 1.257 | 1.257 | 0.000 |
| 55 | 198 | 1.260 | 1.260 | 0.000 |
| 55 | 220 | 1.258 | 1.258 | 0.000 |
| 55 | 665 | 1.258 | 1.258 | 0.000 |
| 55 | 818 | 1.260 | 1.260 | 0.000 |
| 55 | 1057 | 1.262 | 1.262 | 0.000 |
| 55 | 1137 | 1.261 | 1.262 | 0.000 |
| 100 | 448 | 1.256 | 1.256 | 0.000 |
| 100 | 938 | 1.259 | 1.259 | 0.000 |
| 100 | 1051 | 1.259 | 1.259 | 0.000 |
| 102 | 921 | 1.260 | 1.260 | 0.000 |
| 102 | 1113 | 1.259 | 1.260 | 0.000 |
| 102 | 1234 | 1.258 | 1.258 | 0.000 |
| 105 | 194 | 1.259 | 1.259 | 0.000 |
| 105 | 367 | 1.258 | 1.258 | 0.000 |
| 105 | 440 | 1.258 | 1.258 | 0.000 |
| 105 | 477 | 1.260 | 1.260 | 0.000 |
| 105 | 556 | 1.260 | 1.260 | 0.000 |
| 105 | 1213 | 1.260 | 1.260 | 0.000 |
| Max | | 1.262 | 1.262 | 0.000 |
| Average | | 1.259 | 1.259 | 0.000 |
| Min | | 1.256 | 1.256 | 0.000 |
| Std Dev | | 0.001 | 0.001 | 0.000 |

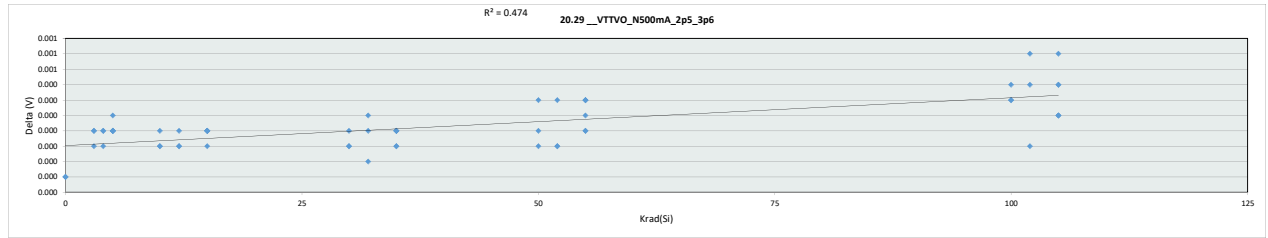


| 20.28_VTTVO_NOLOAD_2p5 | | | | | | | | | | | | | | | | |
|------------------------|--------|-------------|-----------|-----------|-------|-------|---------|-------|-------|-------|-------|-------|-------|-------|-------|-------|
| Test Site | Tester | Test Number | Max Limit | Min Limit | LL | Min | Average | Max | UL | | | | | | | |
| | | | 1.28 | 1.24 | 1.240 | 1.259 | 1.260 | 1.261 | 1.280 | | | | | | | |
| | | | V | V | 1.240 | 1.259 | 1.260 | 1.261 | 1.280 | | | | | | | |
| Krad(Si) | 0 | 3 | 4 | 5 | 10 | 12 | 15 | 30 | 32 | 35 | 50 | 52 | 55 | 100 | 102 | 105 |
| LL | 1.240 | 1.240 | 1.240 | 1.240 | 1.240 | 1.240 | 1.240 | 1.240 | 1.240 | 1.240 | 1.240 | 1.240 | 1.240 | 1.240 | 1.240 | 1.240 |
| Min | 1.259 | 1.259 | 1.258 | 1.256 | 1.257 | 1.260 | 1.258 | 1.260 | 1.260 | 1.259 | 1.258 | 1.257 | 1.258 | 1.256 | 1.258 | 1.258 |
| Average | 1.260 | 1.259 | 1.259 | 1.258 | 1.259 | 1.260 | 1.260 | 1.261 | 1.261 | 1.259 | 1.259 | 1.258 | 1.260 | 1.258 | 1.259 | 1.259 |
| Max | 1.261 | 1.260 | 1.262 | 1.262 | 1.259 | 1.260 | 1.262 | 1.261 | 1.262 | 1.261 | 1.260 | 1.260 | 1.262 | 1.259 | 1.260 | 1.260 |
| UL | 1.280 | 1.280 | 1.280 | 1.280 | 1.280 | 1.280 | 1.280 | 1.280 | 1.280 | 1.280 | 1.280 | 1.280 | 1.280 | 1.280 | 1.280 | 1.280 |

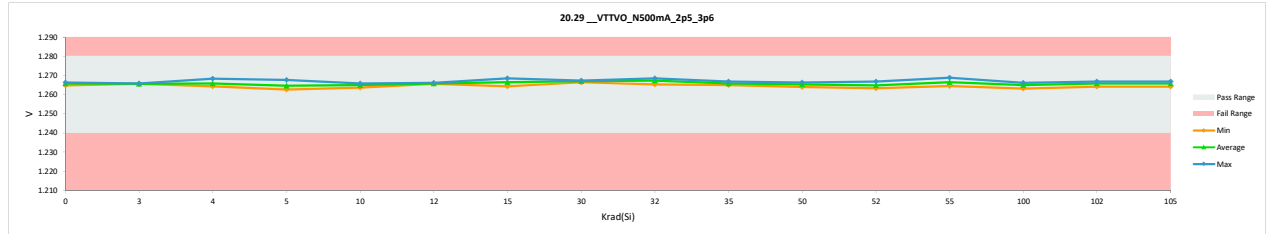


HDR TID Report
TPS7H3302-SP QML CALSS P

| 20.29_VTTVO_N500mA_2p5_3p6 | | | | |
|----------------------------|----------|-------------|-------|-------|
| Test Site | Tester | Test Number | Unit | Delta |
| | | | V | V |
| Max Limit | 1.28 | 1.28 | | |
| Min Limit | 1.24 | 1.24 | | |
| Krad(Si) | Serial # | PRE | POST | Delta |
| 0 | 775 | 1.265 | 1.265 | 0.000 |
| 0 | 1088 | 1.266 | 1.266 | 0.000 |
| 0 | 1106 | 1.267 | 1.266 | 0.000 |
| 3 | 817 | 1.265 | 1.266 | 0.000 |
| 3 | 825 | 1.266 | 1.266 | 0.000 |
| 3 | 833 | 1.266 | 1.266 | 0.000 |
| 4 | 547 | 1.264 | 1.265 | 0.000 |
| 4 | 645 | 1.264 | 1.264 | 0.000 |
| 4 | 788 | 1.268 | 1.268 | 0.000 |
| 5 | 959 | 1.265 | 1.265 | 0.000 |
| 5 | 991 | 1.263 | 1.263 | 0.000 |
| 5 | 1000 | 1.263 | 1.263 | 0.000 |
| 5 | 1011 | 1.263 | 1.264 | 0.000 |
| 5 | 1087 | 1.268 | 1.268 | 0.000 |
| 5 | 1097 | 1.266 | 1.266 | 0.000 |
| 10 | 180 | 1.265 | 1.265 | 0.000 |
| 10 | 236 | 1.266 | 1.266 | 0.000 |
| 10 | 246 | 1.264 | 1.264 | 0.000 |
| 12 | 190 | 1.266 | 1.266 | 0.000 |
| 12 | 266 | 1.266 | 1.266 | 0.000 |
| 12 | 308 | 1.266 | 1.266 | 0.000 |
| 15 | 848 | 1.268 | 1.268 | 0.000 |
| 15 | 878 | 1.264 | 1.264 | 0.000 |
| 15 | 880 | 1.267 | 1.267 | 0.000 |
| 15 | 942 | 1.266 | 1.266 | 0.000 |
| 15 | 947 | 1.265 | 1.265 | 0.000 |
| 15 | 962 | 1.268 | 1.268 | 0.000 |
| 30 | 1141 | 1.267 | 1.267 | 0.000 |
| 30 | 1242 | 1.266 | 1.266 | 0.000 |
| 30 | 1417 | 1.267 | 1.267 | 0.000 |
| 32 | 1126 | 1.265 | 1.265 | 0.000 |
| 32 | 1165 | 1.268 | 1.268 | 0.000 |
| 32 | 1300 | 1.268 | 1.268 | 0.000 |
| 35 | 376 | 1.266 | 1.266 | 0.000 |
| 35 | 405 | 1.265 | 1.266 | 0.000 |
| 35 | 425 | 1.266 | 1.266 | 0.000 |
| 35 | 492 | 1.265 | 1.265 | 0.000 |
| 35 | 501 | 1.267 | 1.267 | 0.000 |
| 35 | 521 | 1.265 | 1.265 | 0.000 |
| 50 | 300 | 1.264 | 1.264 | 0.000 |
| 50 | 756 | 1.265 | 1.266 | 0.000 |
| 50 | 1100 | 1.266 | 1.266 | 0.000 |
| 52 | 451 | 1.267 | 1.267 | 0.000 |
| 52 | 587 | 1.264 | 1.265 | 0.000 |
| 52 | 956 | 1.263 | 1.263 | 0.000 |
| 55 | 198 | 1.266 | 1.266 | 0.000 |
| 55 | 220 | 1.264 | 1.265 | 0.000 |
| 55 | 665 | 1.265 | 1.265 | 0.000 |
| 55 | 818 | 1.266 | 1.266 | 0.000 |
| 55 | 1057 | 1.269 | 1.269 | 0.000 |
| 55 | 1137 | 1.268 | 1.268 | 0.000 |
| 100 | 448 | 1.263 | 1.263 | 0.000 |
| 100 | 938 | 1.266 | 1.266 | 0.000 |
| 100 | 1051 | 1.265 | 1.266 | 0.000 |
| 102 | 921 | 1.266 | 1.267 | 0.000 |
| 102 | 1113 | 1.266 | 1.267 | 0.001 |
| 102 | 1234 | 1.264 | 1.264 | 0.000 |
| 105 | 194 | 1.266 | 1.266 | 0.000 |
| 105 | 367 | 1.264 | 1.264 | 0.000 |
| 105 | 440 | 1.264 | 1.265 | 0.001 |
| 105 | 477 | 1.267 | 1.267 | 0.000 |
| 105 | 556 | 1.266 | 1.266 | 0.000 |
| 105 | 1213 | 1.266 | 1.266 | 0.000 |
| Max | 1.269 | 1.269 | 0.001 | |
| Average | 1.266 | 1.266 | 0.000 | |
| Min | 1.263 | 1.263 | 0.000 | |
| Std Dev | 0.001 | 0.001 | 0.000 | |

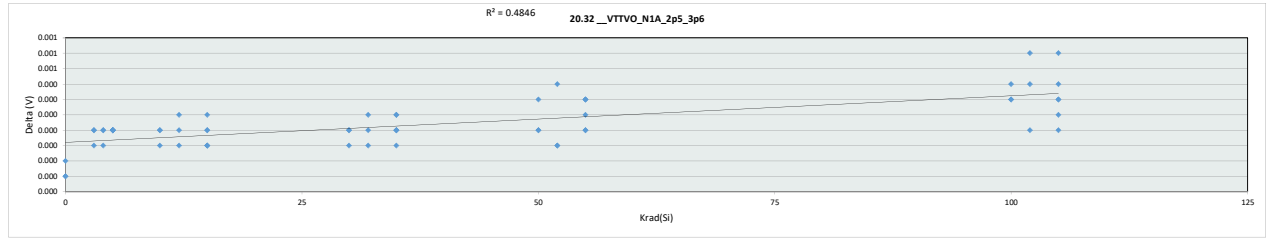


| 20.29_VTTVO_N500mA_2p5 | | | | | | | | | | | | | | | |
|------------------------|--------|-------------|-----------|-----------|-------|-------|---------|-------|-------|-------|-------|-------|-------|-------|-------|
| Test Site | Tester | Test Number | Max Limit | Min Limit | LL | Min | Average | Max | UL | | | | | | |
| | | | 1.28 | 1.24 | 1.240 | 1.265 | 1.266 | 1.266 | 1.280 | | | | | | |
| | | | V | V | 1.240 | 1.266 | 1.266 | 1.266 | 1.280 | | | | | | |
| Krad(Si) | 3 | 4 | 5 | 10 | 12 | 15 | 30 | 32 | 35 | 50 | 52 | 55 | 100 | 102 | 105 |
| LL | 1.240 | 1.240 | 1.240 | 1.240 | 1.240 | 1.240 | 1.240 | 1.240 | 1.240 | 1.240 | 1.240 | 1.240 | 1.240 | 1.240 | 1.240 |
| Min | 1.265 | 1.266 | 1.264 | 1.263 | 1.264 | 1.266 | 1.264 | 1.266 | 1.265 | 1.265 | 1.264 | 1.263 | 1.265 | 1.263 | 1.264 |
| Average | 1.266 | 1.266 | 1.266 | 1.265 | 1.265 | 1.266 | 1.267 | 1.267 | 1.266 | 1.265 | 1.265 | 1.267 | 1.266 | 1.266 | 1.266 |
| Max | 1.266 | 1.266 | 1.268 | 1.268 | 1.266 | 1.269 | 1.267 | 1.269 | 1.267 | 1.266 | 1.267 | 1.269 | 1.266 | 1.267 | 1.267 |
| UL | 1.280 | 1.280 | 1.280 | 1.280 | 1.280 | 1.280 | 1.280 | 1.280 | 1.280 | 1.280 | 1.280 | 1.280 | 1.280 | 1.280 | 1.280 |

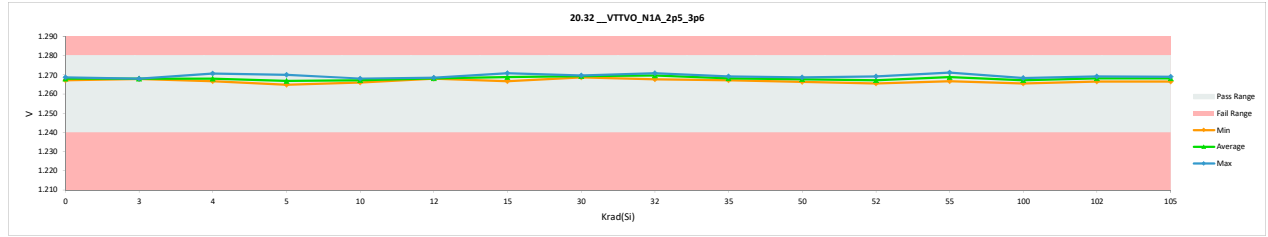


HDR TID Report
TPS7H3302-SP QML CALSS P

| 20.32_VTTVO_N1A_2p5_3p6 | | | | |
|-------------------------|--------|-------------|-------|-------|
| Test Site | Tester | Test Number | Unit | Delta |
| 0 | 775 | 1.267 | 1.267 | 0.000 |
| 0 | 1088 | 1.269 | 1.268 | 0.000 |
| 0 | 1106 | 1.269 | 1.269 | 0.000 |
| 3 | 817 | 1.268 | 1.268 | 0.000 |
| 3 | 825 | 1.268 | 1.268 | 0.000 |
| 3 | 833 | 1.268 | 1.268 | 0.000 |
| 4 | 547 | 1.267 | 1.267 | 0.000 |
| 4 | 645 | 1.267 | 1.267 | 0.000 |
| 4 | 788 | 1.271 | 1.271 | 0.000 |
| 5 | 959 | 1.267 | 1.267 | 0.000 |
| 5 | 991 | 1.265 | 1.265 | 0.000 |
| 5 | 1000 | 1.265 | 1.265 | 0.000 |
| 5 | 1011 | 1.266 | 1.266 | 0.000 |
| 5 | 1087 | 1.270 | 1.270 | 0.000 |
| 5 | 1097 | 1.268 | 1.268 | 0.000 |
| 10 | 180 | 1.268 | 1.268 | 0.000 |
| 10 | 236 | 1.268 | 1.268 | 0.000 |
| 10 | 246 | 1.266 | 1.266 | 0.000 |
| 12 | 190 | 1.268 | 1.269 | 0.000 |
| 12 | 266 | 1.268 | 1.268 | 0.000 |
| 12 | 308 | 1.268 | 1.268 | 0.000 |
| 15 | 848 | 1.270 | 1.270 | 0.000 |
| 15 | 878 | 1.267 | 1.267 | 0.000 |
| 15 | 880 | 1.269 | 1.270 | 0.000 |
| 15 | 942 | 1.268 | 1.269 | 0.000 |
| 15 | 947 | 1.268 | 1.268 | 0.000 |
| 15 | 962 | 1.271 | 1.271 | 0.000 |
| 30 | 1141 | 1.270 | 1.270 | 0.000 |
| 30 | 1242 | 1.269 | 1.269 | 0.000 |
| 30 | 1417 | 1.270 | 1.270 | 0.000 |
| 32 | 1126 | 1.268 | 1.268 | 0.000 |
| 32 | 1165 | 1.270 | 1.270 | 0.000 |
| 32 | 1300 | 1.271 | 1.271 | 0.000 |
| 35 | 376 | 1.269 | 1.269 | 0.000 |
| 35 | 405 | 1.268 | 1.268 | 0.000 |
| 35 | 425 | 1.268 | 1.268 | 0.000 |
| 35 | 492 | 1.267 | 1.267 | 0.000 |
| 35 | 501 | 1.269 | 1.269 | 0.000 |
| 35 | 521 | 1.267 | 1.267 | 0.000 |
| 50 | 300 | 1.266 | 1.266 | 0.000 |
| 50 | 756 | 1.268 | 1.268 | 0.000 |
| 50 | 1100 | 1.269 | 1.269 | 0.000 |
| 52 | 451 | 1.269 | 1.269 | 0.000 |
| 52 | 587 | 1.266 | 1.267 | 0.000 |
| 52 | 956 | 1.266 | 1.266 | 0.000 |
| 55 | 198 | 1.268 | 1.269 | 0.000 |
| 55 | 220 | 1.266 | 1.267 | 0.000 |
| 55 | 665 | 1.267 | 1.268 | 0.000 |
| 55 | 818 | 1.268 | 1.269 | 0.000 |
| 55 | 1057 | 1.271 | 1.271 | 0.000 |
| 55 | 1137 | 1.270 | 1.271 | 0.000 |
| 100 | 448 | 1.265 | 1.265 | 0.000 |
| 100 | 938 | 1.268 | 1.268 | 0.000 |
| 100 | 1051 | 1.268 | 1.268 | 0.000 |
| 102 | 921 | 1.268 | 1.269 | 0.000 |
| 102 | 1113 | 1.269 | 1.269 | 0.001 |
| 102 | 1234 | 1.266 | 1.266 | 0.000 |
| 105 | 194 | 1.269 | 1.269 | 0.000 |
| 105 | 367 | 1.266 | 1.266 | 0.000 |
| 105 | 440 | 1.267 | 1.267 | 0.001 |
| 105 | 477 | 1.269 | 1.269 | 0.000 |
| 105 | 556 | 1.268 | 1.269 | 0.000 |
| 105 | 1213 | 1.268 | 1.268 | 0.000 |
| Max | | 1.271 | 1.271 | 0.001 |
| Average | | 1.268 | 1.268 | 0.000 |
| Min | | 1.265 | 1.265 | 0.000 |
| Std Dev | | 0.001 | 0.001 | 0.000 |

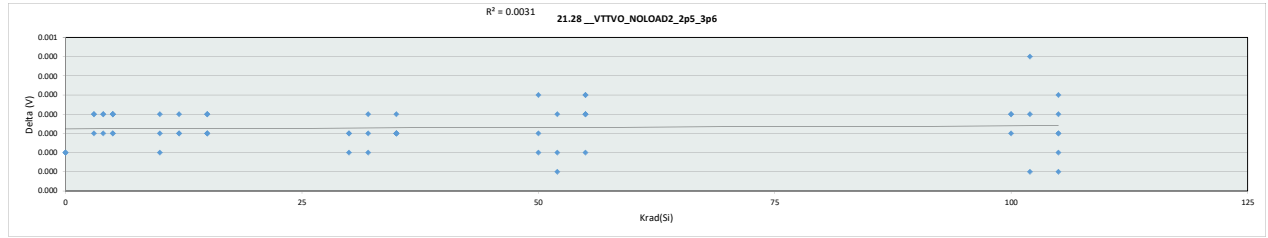


| 20.32_VTTVO_N1A_2p5_3p6 | | | | | | | | | | | | | | | | | | | | |
|-------------------------|--------|-------------|-----------|-----------|-------|-------|-------|-------|-------|-------|-------|-------|-------|-------|-------|-------|-------|-------|-------|-------|
| Test Site | Tester | Test Number | Max Limit | Min Limit | 0 | 3 | 4 | 5 | 10 | 12 | 15 | 30 | 32 | 35 | 50 | 52 | 55 | 100 | 102 | 105 |
| LL | | | 1.240 | 1.240 | 1.240 | 1.240 | 1.240 | 1.240 | 1.240 | 1.240 | 1.240 | 1.240 | 1.240 | 1.240 | 1.240 | 1.240 | 1.240 | 1.240 | 1.240 | 1.240 |
| Min | | | 1.267 | 1.268 | 1.267 | 1.265 | 1.266 | 1.266 | 1.268 | 1.267 | 1.269 | 1.268 | 1.267 | 1.268 | 1.266 | 1.266 | 1.267 | 1.266 | 1.267 | 1.267 |
| Average | | | 1.268 | 1.268 | 1.268 | 1.267 | 1.267 | 1.267 | 1.268 | 1.269 | 1.269 | 1.269 | 1.270 | 1.268 | 1.268 | 1.267 | 1.269 | 1.267 | 1.268 | 1.268 |
| Max | | | 1.269 | 1.268 | 1.271 | 1.270 | 1.268 | 1.269 | 1.271 | 1.271 | 1.270 | 1.271 | 1.269 | 1.269 | 1.269 | 1.271 | 1.268 | 1.269 | 1.269 | 1.269 |
| UL | | | 1.280 | 1.280 | 1.280 | 1.280 | 1.280 | 1.280 | 1.280 | 1.280 | 1.280 | 1.280 | 1.280 | 1.280 | 1.280 | 1.280 | 1.280 | 1.280 | 1.280 | 1.280 |

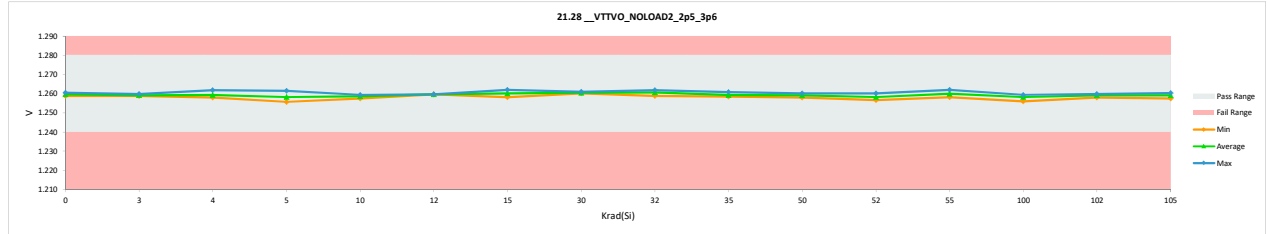


HDR TID Report
TPS7H3302-SP QML CALSS P

| 21.28_VTTVO_NOLOAD2_2p5_3p6 | | | | |
|-----------------------------|----------|-------------|-------|-------|
| Test Site | Tester | Test Number | Unit | Unit |
| | | | V | V |
| Max Limit | | | 1.28 | 1.28 |
| Min Limit | | | 1.24 | 1.24 |
| Krad(Si) | Serial # | PRE | POST | Delta |
| 0 | 775 | 1.259 | 1.259 | 0.000 |
| 0 | 1088 | 1.260 | 1.260 | 0.000 |
| 0 | 1106 | 1.261 | 1.260 | 0.000 |
| 3 | 817 | 1.259 | 1.259 | 0.000 |
| 3 | 825 | 1.259 | 1.259 | 0.000 |
| 3 | 833 | 1.260 | 1.260 | 0.000 |
| 4 | 547 | 1.258 | 1.258 | 0.000 |
| 4 | 645 | 1.258 | 1.258 | 0.000 |
| 4 | 788 | 1.262 | 1.262 | 0.000 |
| 5 | 959 | 1.258 | 1.258 | 0.000 |
| 5 | 991 | 1.257 | 1.257 | 0.000 |
| 5 | 1000 | 1.256 | 1.256 | 0.000 |
| 5 | 1011 | 1.257 | 1.257 | 0.000 |
| 5 | 1087 | 1.261 | 1.262 | 0.000 |
| 5 | 1097 | 1.260 | 1.260 | 0.000 |
| 10 | 180 | 1.259 | 1.259 | 0.000 |
| 10 | 236 | 1.260 | 1.259 | 0.000 |
| 10 | 246 | 1.257 | 1.257 | 0.000 |
| 12 | 190 | 1.260 | 1.260 | 0.000 |
| 12 | 266 | 1.260 | 1.260 | 0.000 |
| 12 | 308 | 1.260 | 1.260 | 0.000 |
| 15 | 848 | 1.261 | 1.261 | 0.000 |
| 15 | 878 | 1.258 | 1.258 | 0.000 |
| 15 | 880 | 1.261 | 1.261 | 0.000 |
| 15 | 942 | 1.260 | 1.260 | 0.000 |
| 15 | 947 | 1.258 | 1.258 | 0.000 |
| 15 | 962 | 1.262 | 1.262 | 0.000 |
| 30 | 1141 | 1.261 | 1.261 | 0.000 |
| 30 | 1242 | 1.260 | 1.260 | 0.000 |
| 30 | 1417 | 1.260 | 1.260 | 0.000 |
| 32 | 1126 | 1.259 | 1.259 | 0.000 |
| 32 | 1165 | 1.262 | 1.262 | 0.000 |
| 32 | 1300 | 1.261 | 1.261 | 0.000 |
| 35 | 376 | 1.260 | 1.260 | 0.000 |
| 35 | 405 | 1.258 | 1.258 | 0.000 |
| 35 | 425 | 1.260 | 1.260 | 0.000 |
| 35 | 492 | 1.259 | 1.259 | 0.000 |
| 35 | 501 | 1.261 | 1.261 | 0.000 |
| 35 | 521 | 1.259 | 1.259 | 0.000 |
| 50 | 300 | 1.258 | 1.258 | 0.000 |
| 50 | 756 | 1.259 | 1.260 | 0.000 |
| 50 | 1100 | 1.260 | 1.260 | 0.000 |
| 52 | 451 | 1.260 | 1.260 | 0.000 |
| 52 | 587 | 1.258 | 1.258 | 0.000 |
| 52 | 956 | 1.257 | 1.257 | 0.000 |
| 55 | 198 | 1.260 | 1.260 | 0.000 |
| 55 | 220 | 1.258 | 1.258 | 0.000 |
| 55 | 665 | 1.258 | 1.258 | 0.000 |
| 55 | 818 | 1.260 | 1.260 | 0.000 |
| 55 | 1057 | 1.262 | 1.262 | 0.000 |
| 55 | 1137 | 1.261 | 1.262 | 0.000 |
| 100 | 448 | 1.256 | 1.256 | 0.000 |
| 100 | 938 | 1.259 | 1.259 | 0.000 |
| 100 | 1051 | 1.259 | 1.259 | 0.000 |
| 102 | 921 | 1.260 | 1.260 | 0.000 |
| 102 | 1113 | 1.259 | 1.260 | 0.000 |
| 102 | 1234 | 1.258 | 1.258 | 0.000 |
| 105 | 194 | 1.259 | 1.259 | 0.000 |
| 105 | 367 | 1.258 | 1.258 | 0.000 |
| 105 | 440 | 1.258 | 1.258 | 0.000 |
| 105 | 477 | 1.260 | 1.260 | 0.000 |
| 105 | 556 | 1.260 | 1.260 | 0.000 |
| 105 | 1213 | 1.260 | 1.260 | 0.000 |
| Max | | 1.262 | 1.262 | 0.000 |
| Average | | 1.259 | 1.259 | 0.000 |
| Min | | 1.256 | 1.256 | 0.000 |
| Std Dev | | 0.001 | 0.001 | 0.000 |

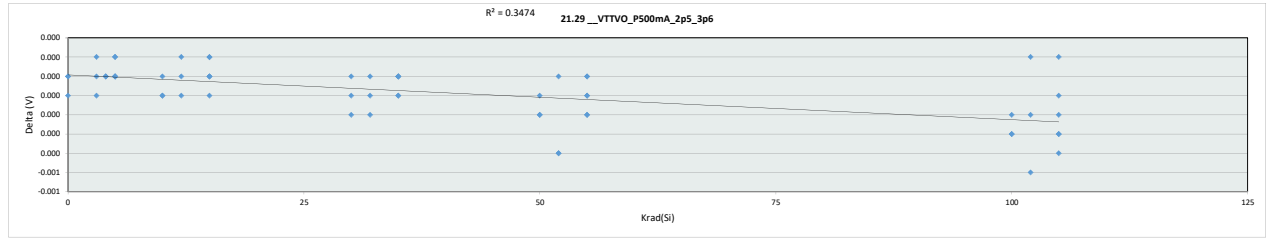


| 21.28_VTTVO_NOLOAD2_2p5 | | | | | | | | | | | | | | | | |
|-------------------------|--------|-------------|-----------|-----------|-------|-------|-------|-------|-------|-------|-------|-------|-------|-------|-------|-------|
| Test Site | Tester | Test Number | Max Limit | Min Limit | | | | | | | | | | | | |
| | | | 1.28 | V | | | | | | | | | | | | |
| | | | 1.24 | V | | | | | | | | | | | | |
| Krad(Si) | 0 | 3 | 4 | 5 | 10 | 12 | 15 | 30 | 32 | 35 | 50 | 52 | 55 | 100 | 102 | 105 |
| LL | 1.240 | 1.240 | 1.240 | 1.240 | 1.240 | 1.240 | 1.240 | 1.240 | 1.240 | 1.240 | 1.240 | 1.240 | 1.240 | 1.240 | 1.240 | 1.240 |
| Min | 1.259 | 1.259 | 1.258 | 1.256 | 1.257 | 1.260 | 1.258 | 1.260 | 1.259 | 1.258 | 1.257 | 1.258 | 1.256 | 1.258 | 1.258 | 1.258 |
| Average | 1.260 | 1.259 | 1.259 | 1.258 | 1.259 | 1.260 | 1.260 | 1.261 | 1.261 | 1.259 | 1.259 | 1.258 | 1.260 | 1.258 | 1.259 | 1.259 |
| Max | 1.261 | 1.260 | 1.262 | 1.262 | 1.259 | 1.260 | 1.262 | 1.261 | 1.262 | 1.261 | 1.260 | 1.262 | 1.259 | 1.260 | 1.260 | 1.260 |
| UL | 1.280 | 1.280 | 1.280 | 1.280 | 1.280 | 1.280 | 1.280 | 1.280 | 1.280 | 1.280 | 1.280 | 1.280 | 1.280 | 1.280 | 1.280 | 1.280 |

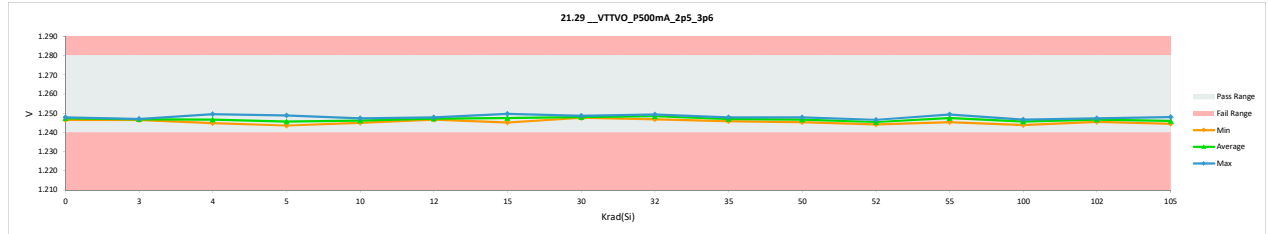


HDR TID Report
TPS7H3302-SP QML CALSS P

| 21.29_VTTVO_P500mA_2p5_3p6 | | | | |
|----------------------------|----------|-------------|-------|-----------|
| Test Site | Tester | Test Number | Unit | Max Limit |
| | | | V | 1.28 |
| | | | V | 1.24 |
| Krad(Si) | Serial # | PRE | POST | Delta |
| 0 | 775 | 1.247 | 1.247 | 0.000 |
| 0 | 1088 | 1.248 | 1.248 | 0.000 |
| 0 | 1106 | 1.248 | 1.248 | 0.000 |
| 3 | 817 | 1.247 | 1.247 | 0.000 |
| 3 | 825 | 1.247 | 1.247 | 0.000 |
| 3 | 833 | 1.247 | 1.247 | 0.000 |
| 4 | 547 | 1.246 | 1.246 | 0.000 |
| 4 | 645 | 1.245 | 1.245 | 0.000 |
| 4 | 788 | 1.250 | 1.250 | 0.000 |
| 5 | 959 | 1.246 | 1.246 | 0.000 |
| 5 | 991 | 1.244 | 1.244 | 0.000 |
| 5 | 1000 | 1.244 | 1.244 | 0.000 |
| 5 | 1011 | 1.245 | 1.245 | 0.000 |
| 5 | 1087 | 1.249 | 1.249 | 0.000 |
| 5 | 1097 | 1.247 | 1.247 | 0.000 |
| 10 | 180 | 1.247 | 1.247 | 0.000 |
| 10 | 236 | 1.246 | 1.246 | 0.000 |
| 10 | 246 | 1.245 | 1.245 | 0.000 |
| 12 | 190 | 1.248 | 1.248 | 0.000 |
| 12 | 266 | 1.247 | 1.247 | 0.000 |
| 12 | 308 | 1.247 | 1.247 | 0.000 |
| 15 | 848 | 1.248 | 1.248 | 0.000 |
| 15 | 878 | 1.245 | 1.245 | 0.000 |
| 15 | 880 | 1.249 | 1.249 | 0.000 |
| 15 | 942 | 1.247 | 1.247 | 0.000 |
| 15 | 947 | 1.246 | 1.246 | 0.000 |
| 15 | 962 | 1.250 | 1.250 | 0.000 |
| 30 | 1141 | 1.249 | 1.249 | 0.000 |
| 30 | 1242 | 1.248 | 1.248 | 0.000 |
| 30 | 1417 | 1.248 | 1.248 | 0.000 |
| 32 | 1126 | 1.247 | 1.247 | 0.000 |
| 32 | 1165 | 1.249 | 1.249 | 0.000 |
| 32 | 1300 | 1.249 | 1.249 | 0.000 |
| 35 | 376 | 1.248 | 1.248 | 0.000 |
| 35 | 405 | 1.247 | 1.247 | 0.000 |
| 35 | 425 | 1.247 | 1.247 | 0.000 |
| 35 | 492 | 1.246 | 1.246 | 0.000 |
| 35 | 501 | 1.248 | 1.248 | 0.000 |
| 35 | 521 | 1.246 | 1.246 | 0.000 |
| 50 | 300 | 1.246 | 1.245 | 0.000 |
| 50 | 756 | 1.247 | 1.247 | 0.000 |
| 50 | 1100 | 1.248 | 1.248 | 0.000 |
| 52 | 451 | 1.247 | 1.247 | 0.000 |
| 52 | 587 | 1.245 | 1.245 | 0.000 |
| 52 | 956 | 1.245 | 1.244 | 0.000 |
| 55 | 198 | 1.248 | 1.248 | 0.000 |
| 55 | 220 | 1.245 | 1.245 | 0.000 |
| 55 | 665 | 1.246 | 1.246 | 0.000 |
| 55 | 818 | 1.247 | 1.247 | 0.000 |
| 55 | 1057 | 1.249 | 1.249 | 0.000 |
| 55 | 1137 | 1.250 | 1.249 | 0.000 |
| 100 | 448 | 1.244 | 1.244 | 0.000 |
| 100 | 938 | 1.247 | 1.247 | 0.000 |
| 100 | 1051 | 1.247 | 1.247 | 0.000 |
| 102 | 921 | 1.248 | 1.247 | 0.000 |
| 102 | 1113 | 1.247 | 1.247 | 0.000 |
| 102 | 1234 | 1.246 | 1.245 | -0.001 |
| 105 | 194 | 1.245 | 1.245 | 0.000 |
| 105 | 367 | 1.245 | 1.245 | 0.000 |
| 105 | 440 | 1.245 | 1.245 | 0.000 |
| 105 | 477 | 1.248 | 1.248 | 0.000 |
| 105 | 556 | 1.246 | 1.246 | 0.000 |
| 105 | 1213 | 1.247 | 1.247 | 0.000 |
| | Max | 1.250 | 1.250 | 0.000 |
| | Average | 1.247 | 1.247 | 0.000 |
| | Min | 1.244 | 1.244 | -0.001 |
| | Std Dev | 0.001 | 0.001 | 0.000 |

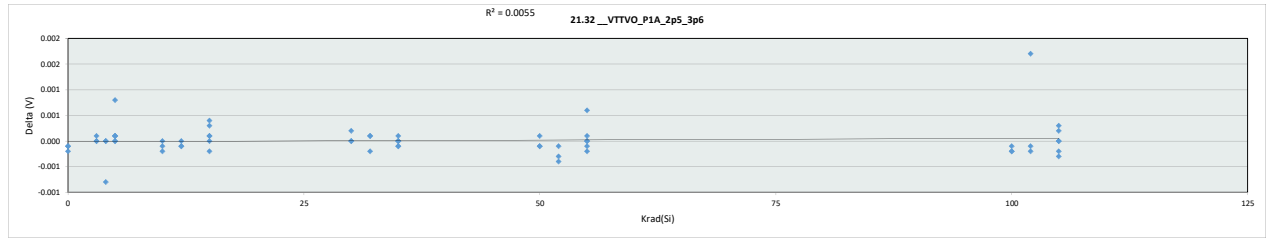


| 21.29_VTTVO_P500mA_2p5_3p6 | | | | | | | | | | | | | | | | |
|----------------------------|--------|-------------|-----------|-----------|-------|-------|-------|-------|-------|-------|-------|-------|-------|-------|-------|-------|
| Test Site | Tester | Test Number | Max Limit | Min Limit | | | | | | | | | | | | |
| | | | 1.28 | V | | | | | | | | | | | | |
| | | | 1.24 | V | | | | | | | | | | | | |
| Krad(Si) | 0 | 3 | 4 | 5 | 10 | 12 | 15 | 30 | 32 | 35 | 50 | 52 | 55 | 100 | 102 | 105 |
| LL | 1.240 | 1.240 | 1.240 | 1.240 | 1.240 | 1.240 | 1.240 | 1.240 | 1.240 | 1.240 | 1.240 | 1.240 | 1.240 | 1.240 | 1.240 | 1.240 |
| Min | 1.247 | 1.247 | 1.245 | 1.244 | 1.245 | 1.247 | 1.245 | 1.248 | 1.247 | 1.246 | 1.245 | 1.244 | 1.245 | 1.244 | 1.246 | 1.245 |
| Average | 1.247 | 1.247 | 1.247 | 1.246 | 1.246 | 1.247 | 1.247 | 1.248 | 1.248 | 1.247 | 1.247 | 1.245 | 1.247 | 1.246 | 1.247 | 1.246 |
| Max | 1.248 | 1.247 | 1.250 | 1.249 | 1.247 | 1.248 | 1.250 | 1.249 | 1.248 | 1.248 | 1.248 | 1.247 | 1.249 | 1.247 | 1.247 | 1.248 |
| UL | 1.280 | 1.280 | 1.280 | 1.280 | 1.280 | 1.280 | 1.280 | 1.280 | 1.280 | 1.280 | 1.280 | 1.280 | 1.280 | 1.280 | 1.280 | 1.280 |

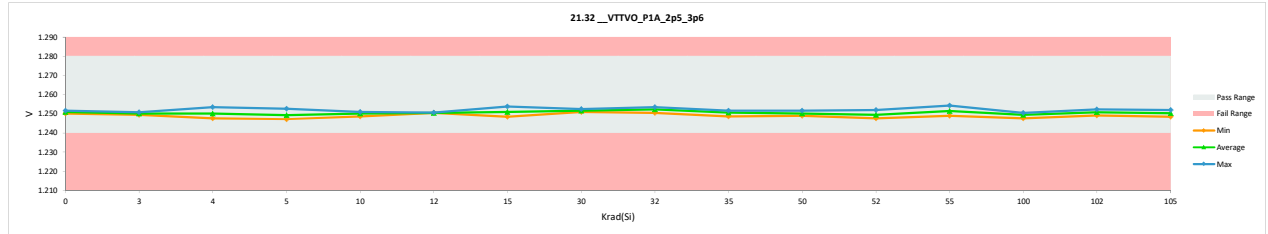


HDR TID Report
TPS7H3302-SP QML CALSS P

| 21.32_VTTVO_P1A_2p5_3p6 | | | | |
|-------------------------|----------|-------------|--------|--------|
| Test Site | Tester | Test Number | Unit | Delta |
| | | | V | V |
| Max Limit | 1.28 | 1.28 | | |
| Min Limit | 1.24 | 1.24 | | |
| Krad(Si) | Serial # | PRE | POST | Delta |
| 0 | 775 | 1.250 | 1.250 | 0.000 |
| 0 | 1088 | 1.252 | 1.251 | 0.000 |
| 0 | 1106 | 1.252 | 1.252 | 0.000 |
| 3 | 817 | 1.250 | 1.250 | 0.000 |
| 3 | 825 | 1.250 | 1.250 | 0.000 |
| 3 | 833 | 1.251 | 1.251 | 0.000 |
| 4 | 547 | 1.249 | 1.249 | 0.000 |
| 4 | 645 | 1.248 | 1.248 | -0.001 |
| 4 | 788 | 1.253 | 1.253 | 0.000 |
| 5 | 959 | 1.250 | 1.250 | 0.000 |
| 5 | 991 | 1.247 | 1.247 | 0.000 |
| 5 | 1000 | 1.247 | 1.247 | 0.000 |
| 5 | 1011 | 1.247 | 1.248 | 0.001 |
| 5 | 1087 | 1.253 | 1.253 | 0.000 |
| 5 | 1097 | 1.250 | 1.251 | 0.000 |
| 10 | 180 | 1.251 | 1.251 | 0.000 |
| 10 | 236 | 1.251 | 1.251 | 0.000 |
| 10 | 246 | 1.249 | 1.249 | 0.000 |
| 12 | 190 | 1.251 | 1.250 | 0.000 |
| 12 | 266 | 1.250 | 1.250 | 0.000 |
| 12 | 308 | 1.251 | 1.251 | 0.000 |
| 15 | 848 | 1.252 | 1.253 | 0.000 |
| 15 | 878 | 1.248 | 1.248 | 0.000 |
| 15 | 880 | 1.251 | 1.251 | 0.000 |
| 15 | 942 | 1.251 | 1.251 | 0.000 |
| 15 | 947 | 1.250 | 1.250 | 0.000 |
| 15 | 962 | 1.253 | 1.254 | 0.000 |
| 30 | 1141 | 1.253 | 1.253 | 0.000 |
| 30 | 1242 | 1.252 | 1.252 | 0.000 |
| 30 | 1417 | 1.251 | 1.251 | 0.000 |
| 32 | 1126 | 1.251 | 1.250 | 0.000 |
| 32 | 1165 | 1.253 | 1.253 | 0.000 |
| 32 | 1300 | 1.253 | 1.253 | 0.000 |
| 35 | 376 | 1.252 | 1.252 | 0.000 |
| 35 | 405 | 1.250 | 1.250 | 0.000 |
| 35 | 425 | 1.251 | 1.251 | 0.000 |
| 35 | 492 | 1.250 | 1.250 | 0.000 |
| 35 | 501 | 1.252 | 1.252 | 0.000 |
| 35 | 521 | 1.249 | 1.249 | 0.000 |
| 50 | 300 | 1.249 | 1.249 | 0.000 |
| 50 | 756 | 1.250 | 1.250 | 0.000 |
| 50 | 1100 | 1.252 | 1.252 | 0.000 |
| 52 | 451 | 1.252 | 1.252 | 0.000 |
| 52 | 587 | 1.249 | 1.249 | 0.000 |
| 52 | 956 | 1.248 | 1.248 | 0.000 |
| 55 | 198 | 1.252 | 1.252 | 0.000 |
| 55 | 220 | 1.248 | 1.249 | 0.001 |
| 55 | 665 | 1.250 | 1.249 | 0.000 |
| 55 | 818 | 1.251 | 1.251 | 0.000 |
| 55 | 1057 | 1.254 | 1.254 | 0.000 |
| 55 | 1137 | 1.253 | 1.253 | 0.000 |
| 100 | 448 | 1.248 | 1.248 | 0.000 |
| 100 | 938 | 1.251 | 1.250 | 0.000 |
| 100 | 1051 | 1.251 | 1.250 | 0.000 |
| 102 | 921 | 1.251 | 1.251 | 0.000 |
| 102 | 1113 | 1.251 | 1.252 | 0.002 |
| 102 | 1234 | 1.249 | 1.249 | 0.000 |
| 105 | 194 | 1.250 | 1.250 | 0.000 |
| 105 | 367 | 1.249 | 1.248 | 0.000 |
| 105 | 440 | 1.248 | 1.248 | 0.000 |
| 105 | 477 | 1.252 | 1.252 | 0.000 |
| 105 | 556 | 1.251 | 1.251 | 0.000 |
| 105 | 1213 | 1.251 | 1.251 | 0.000 |
| Max | 1.254 | 1.254 | 0.002 | |
| Average | 1.251 | 1.251 | 0.000 | |
| Min | 1.247 | 1.247 | -0.001 | |
| Std Dev | 0.002 | 0.002 | 0.000 | |

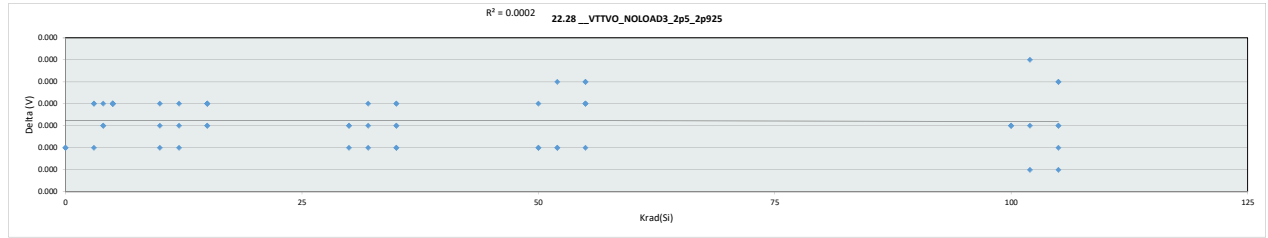


| 21.32_VTTVO_P1A_2p5_3p6 | | | | | | | | | | | | | | | | |
|-------------------------|--------|-------------|-------|-------|-------|-------|-------|-------|-------|-------|-------|-------|-------|-------|-------|-------|
| Test Site | Tester | Test Number | Unit | Delta | | | | | | | | | | | | |
| | | | V | V | | | | | | | | | | | | |
| Max Limit | 1.28 | 1.28 | | | | | | | | | | | | | | |
| Min Limit | 1.24 | 1.24 | | | | | | | | | | | | | | |
| Krad(Si) | 0 | 3 | 4 | 5 | 10 | 12 | 15 | 30 | 32 | 35 | 50 | 52 | 55 | 100 | 102 | 105 |
| LL | 1.240 | 1.240 | 1.240 | 1.240 | 1.240 | 1.240 | 1.240 | 1.240 | 1.240 | 1.240 | 1.240 | 1.240 | 1.240 | 1.240 | 1.240 | 1.240 |
| Min | 1.250 | 1.250 | 1.248 | 1.247 | 1.249 | 1.250 | 1.248 | 1.251 | 1.250 | 1.249 | 1.249 | 1.248 | 1.249 | 1.248 | 1.249 | 1.248 |
| Average | 1.251 | 1.250 | 1.250 | 1.249 | 1.250 | 1.251 | 1.251 | 1.252 | 1.252 | 1.251 | 1.250 | 1.249 | 1.251 | 1.250 | 1.251 | 1.250 |
| Max | 1.252 | 1.251 | 1.254 | 1.253 | 1.251 | 1.251 | 1.254 | 1.253 | 1.253 | 1.252 | 1.252 | 1.252 | 1.254 | 1.251 | 1.252 | 1.252 |
| UL | 1.280 | 1.280 | 1.280 | 1.280 | 1.280 | 1.280 | 1.280 | 1.280 | 1.280 | 1.280 | 1.280 | 1.280 | 1.280 | 1.280 | 1.280 | 1.280 |

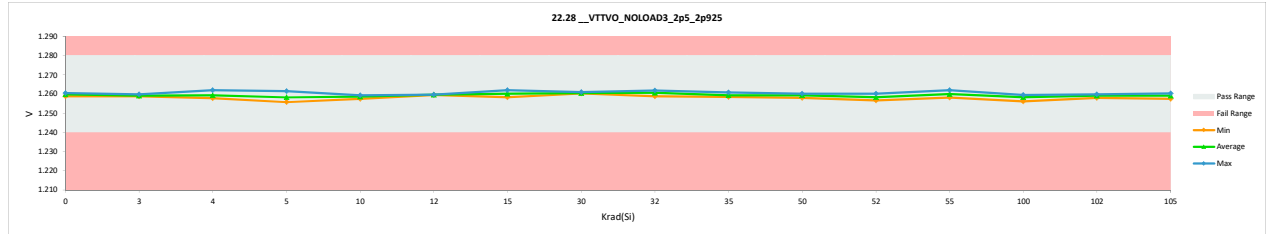


HDR TID Report
TPS7H3302-SP QML CALSS P

| 22.28_VTTVO_NOLOAD3_2p5_2p925 | | | | |
|-------------------------------|----------|-------------|-------|-----------|
| Test Site | Tester | Test Number | Unit | Max Limit |
| | | | V | 1.28 |
| | | | V | 1.24 |
| Krad(Si) | Serial # | PRE | POST | Delta |
| 0 | 775 | 1.259 | 1.259 | 0.000 |
| 0 | 1088 | 1.260 | 1.260 | 0.000 |
| 0 | 1106 | 1.261 | 1.261 | 0.000 |
| 3 | 817 | 1.259 | 1.259 | 0.000 |
| 3 | 825 | 1.259 | 1.259 | 0.000 |
| 3 | 833 | 1.260 | 1.260 | 0.000 |
| 4 | 547 | 1.258 | 1.258 | 0.000 |
| 4 | 645 | 1.258 | 1.258 | 0.000 |
| 4 | 788 | 1.262 | 1.262 | 0.000 |
| 5 | 959 | 1.258 | 1.258 | 0.000 |
| 5 | 991 | 1.257 | 1.257 | 0.000 |
| 5 | 1000 | 1.256 | 1.256 | 0.000 |
| 5 | 1011 | 1.257 | 1.258 | 0.000 |
| 5 | 1087 | 1.261 | 1.262 | 0.000 |
| 5 | 1097 | 1.260 | 1.260 | 0.000 |
| 10 | 180 | 1.259 | 1.259 | 0.000 |
| 10 | 236 | 1.260 | 1.259 | 0.000 |
| 10 | 246 | 1.258 | 1.258 | 0.000 |
| 12 | 190 | 1.260 | 1.260 | 0.000 |
| 12 | 266 | 1.260 | 1.260 | 0.000 |
| 12 | 308 | 1.260 | 1.260 | 0.000 |
| 15 | 848 | 1.261 | 1.262 | 0.000 |
| 15 | 878 | 1.258 | 1.258 | 0.000 |
| 15 | 880 | 1.261 | 1.261 | 0.000 |
| 15 | 942 | 1.260 | 1.260 | 0.000 |
| 15 | 947 | 1.259 | 1.259 | 0.000 |
| 15 | 962 | 1.262 | 1.262 | 0.000 |
| 30 | 1141 | 1.261 | 1.261 | 0.000 |
| 30 | 1242 | 1.260 | 1.260 | 0.000 |
| 30 | 1417 | 1.260 | 1.260 | 0.000 |
| 32 | 1126 | 1.259 | 1.259 | 0.000 |
| 32 | 1165 | 1.262 | 1.262 | 0.000 |
| 32 | 1300 | 1.261 | 1.261 | 0.000 |
| 35 | 376 | 1.260 | 1.260 | 0.000 |
| 35 | 405 | 1.258 | 1.258 | 0.000 |
| 35 | 425 | 1.260 | 1.260 | 0.000 |
| 35 | 492 | 1.259 | 1.259 | 0.000 |
| 35 | 501 | 1.261 | 1.261 | 0.000 |
| 35 | 521 | 1.259 | 1.259 | 0.000 |
| 50 | 300 | 1.258 | 1.258 | 0.000 |
| 50 | 756 | 1.260 | 1.260 | 0.000 |
| 50 | 1100 | 1.260 | 1.260 | 0.000 |
| 52 | 451 | 1.260 | 1.260 | 0.000 |
| 52 | 587 | 1.258 | 1.258 | 0.000 |
| 52 | 956 | 1.257 | 1.257 | 0.000 |
| 55 | 198 | 1.260 | 1.260 | 0.000 |
| 55 | 220 | 1.258 | 1.258 | 0.000 |
| 55 | 665 | 1.258 | 1.259 | 0.000 |
| 55 | 818 | 1.260 | 1.260 | 0.000 |
| 55 | 1057 | 1.262 | 1.262 | 0.000 |
| 55 | 1137 | 1.262 | 1.262 | 0.000 |
| 100 | 448 | 1.256 | 1.256 | 0.000 |
| 100 | 938 | 1.260 | 1.260 | 0.000 |
| 100 | 1051 | 1.259 | 1.259 | 0.000 |
| 102 | 921 | 1.260 | 1.260 | 0.000 |
| 102 | 1113 | 1.260 | 1.260 | 0.000 |
| 102 | 1234 | 1.258 | 1.258 | 0.000 |
| 105 | 194 | 1.259 | 1.259 | 0.000 |
| 105 | 367 | 1.258 | 1.258 | 0.000 |
| 105 | 440 | 1.258 | 1.258 | 0.000 |
| 105 | 477 | 1.260 | 1.260 | 0.000 |
| 105 | 556 | 1.260 | 1.260 | 0.000 |
| 105 | 1213 | 1.260 | 1.260 | 0.000 |
| | Max | 1.262 | 1.262 | 0.000 |
| | Average | 1.259 | 1.259 | 0.000 |
| | Min | 1.256 | 1.256 | 0.000 |
| | Std Dev | 0.001 | 0.001 | 0.000 |

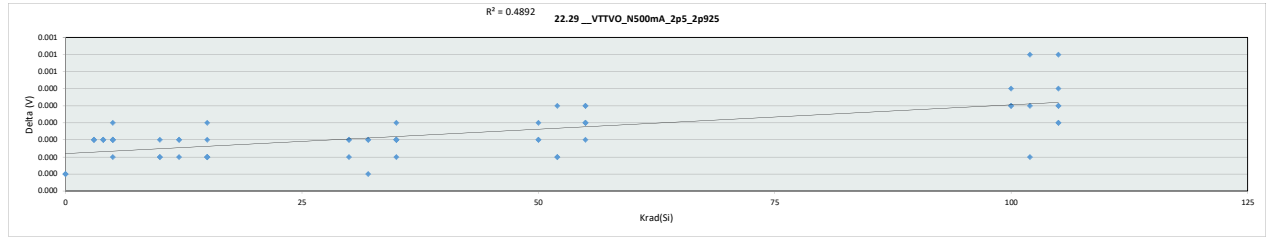


| 22.28_VTTVO_NOLOAD3_2p5 | | | | | | | | | | | | | | | | |
|-------------------------|--------|-------------|-------|-----------|-----------|-------|-------|-------|-------|-------|-------|-------|-------|-------|-------|-------|
| Test Site | Tester | Test Number | Unit | Max Limit | Min Limit | | | | | | | | | | | |
| | | | V | 1.28 | 1.24 | | | | | | | | | | | |
| | | | V | 1.28 | 1.24 | | | | | | | | | | | |
| Krad(Si) | 0 | 3 | 4 | 5 | 10 | 12 | 15 | 30 | 32 | 35 | 50 | 52 | 55 | 100 | 102 | 105 |
| LL | 1.240 | 1.240 | 1.240 | 1.240 | 1.240 | 1.240 | 1.240 | 1.240 | 1.240 | 1.240 | 1.240 | 1.240 | 1.240 | 1.240 | 1.240 | 1.240 |
| Min | 1.259 | 1.259 | 1.258 | 1.256 | 1.258 | 1.258 | 1.258 | 1.260 | 1.258 | 1.259 | 1.258 | 1.257 | 1.258 | 1.256 | 1.258 | 1.258 |
| Average | 1.260 | 1.259 | 1.259 | 1.258 | 1.259 | 1.260 | 1.260 | 1.261 | 1.261 | 1.259 | 1.259 | 1.258 | 1.260 | 1.258 | 1.259 | 1.259 |
| Max | 1.261 | 1.260 | 1.262 | 1.262 | 1.259 | 1.260 | 1.262 | 1.261 | 1.262 | 1.261 | 1.260 | 1.260 | 1.262 | 1.260 | 1.260 | 1.260 |
| UL | 1.280 | 1.280 | 1.280 | 1.280 | 1.280 | 1.280 | 1.280 | 1.280 | 1.280 | 1.280 | 1.280 | 1.280 | 1.280 | 1.280 | 1.280 | 1.280 |

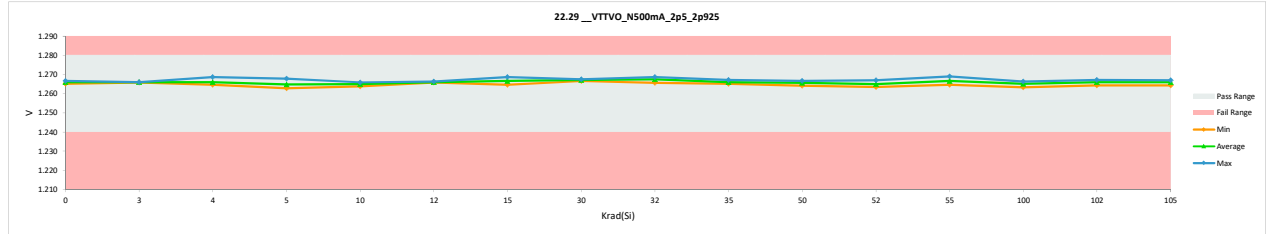


HDR TID Report
TPS7H3302-SP QML CALSS P

| 22.29_VTTVO_N500mA_2p5_2p925 | | | | |
|------------------------------|----------|-------------|-------|-------|
| Test Site | Tester | Test Number | Unit | Delta |
| | | | V | V |
| Max Limit | 1.28 | 1.28 | | |
| Min Limit | 1.24 | 1.24 | | |
| Krad(Si) | Serial # | PRE | POST | Delta |
| 0 | 775 | 1.265 | 1.265 | 0.000 |
| 0 | 1088 | 1.266 | 1.266 | 0.000 |
| 0 | 1106 | 1.267 | 1.267 | 0.000 |
| 3 | 817 | 1.266 | 1.266 | 0.000 |
| 3 | 825 | 1.266 | 1.266 | 0.000 |
| 3 | 833 | 1.266 | 1.266 | 0.000 |
| 4 | 547 | 1.265 | 1.265 | 0.000 |
| 4 | 645 | 1.265 | 1.265 | 0.000 |
| 4 | 788 | 1.268 | 1.269 | 0.000 |
| 5 | 959 | 1.265 | 1.265 | 0.000 |
| 5 | 991 | 1.263 | 1.263 | 0.000 |
| 5 | 1000 | 1.263 | 1.263 | 0.000 |
| 5 | 1011 | 1.264 | 1.264 | 0.000 |
| 5 | 1087 | 1.268 | 1.268 | 0.000 |
| 5 | 1097 | 1.266 | 1.266 | 0.000 |
| 10 | 180 | 1.265 | 1.265 | 0.000 |
| 10 | 236 | 1.266 | 1.266 | 0.000 |
| 10 | 246 | 1.264 | 1.264 | 0.000 |
| 12 | 190 | 1.266 | 1.266 | 0.000 |
| 12 | 266 | 1.266 | 1.266 | 0.000 |
| 12 | 308 | 1.266 | 1.266 | 0.000 |
| 15 | 848 | 1.268 | 1.268 | 0.000 |
| 15 | 878 | 1.265 | 1.265 | 0.000 |
| 15 | 880 | 1.267 | 1.267 | 0.000 |
| 15 | 942 | 1.266 | 1.266 | 0.000 |
| 15 | 947 | 1.265 | 1.265 | 0.000 |
| 15 | 962 | 1.268 | 1.269 | 0.000 |
| 30 | 1141 | 1.267 | 1.268 | 0.000 |
| 30 | 1242 | 1.266 | 1.267 | 0.000 |
| 30 | 1417 | 1.268 | 1.268 | 0.000 |
| 32 | 1126 | 1.266 | 1.266 | 0.000 |
| 32 | 1165 | 1.268 | 1.268 | 0.000 |
| 32 | 1300 | 1.269 | 1.269 | 0.000 |
| 35 | 376 | 1.267 | 1.267 | 0.000 |
| 35 | 405 | 1.266 | 1.266 | 0.000 |
| 35 | 425 | 1.266 | 1.266 | 0.000 |
| 35 | 492 | 1.265 | 1.265 | 0.000 |
| 35 | 501 | 1.267 | 1.267 | 0.000 |
| 35 | 521 | 1.265 | 1.265 | 0.000 |
| 50 | 300 | 1.264 | 1.264 | 0.000 |
| 50 | 756 | 1.266 | 1.266 | 0.000 |
| 50 | 1100 | 1.267 | 1.267 | 0.000 |
| 52 | 451 | 1.267 | 1.267 | 0.000 |
| 52 | 587 | 1.264 | 1.265 | 0.000 |
| 52 | 956 | 1.263 | 1.263 | 0.000 |
| 55 | 198 | 1.266 | 1.266 | 0.000 |
| 55 | 220 | 1.264 | 1.265 | 0.000 |
| 55 | 665 | 1.265 | 1.265 | 0.000 |
| 55 | 818 | 1.266 | 1.266 | 0.000 |
| 55 | 1057 | 1.269 | 1.269 | 0.000 |
| 55 | 1137 | 1.268 | 1.268 | 0.000 |
| 100 | 448 | 1.263 | 1.263 | 0.000 |
| 100 | 938 | 1.266 | 1.266 | 0.000 |
| 100 | 1051 | 1.265 | 1.266 | 0.000 |
| 102 | 921 | 1.266 | 1.267 | 0.000 |
| 102 | 1113 | 1.266 | 1.267 | 0.001 |
| 102 | 1234 | 1.264 | 1.264 | 0.000 |
| 105 | 194 | 1.266 | 1.267 | 0.000 |
| 105 | 367 | 1.264 | 1.264 | 0.000 |
| 105 | 440 | 1.265 | 1.265 | 0.001 |
| 105 | 477 | 1.267 | 1.267 | 0.000 |
| 105 | 556 | 1.266 | 1.266 | 0.000 |
| 105 | 1213 | 1.266 | 1.266 | 0.000 |
| Max | | 1.269 | 1.269 | 0.001 |
| Average | | 1.266 | 1.266 | 0.000 |
| Min | | 1.263 | 1.263 | 0.000 |
| Std Dev | | 0.001 | 0.001 | 0.000 |

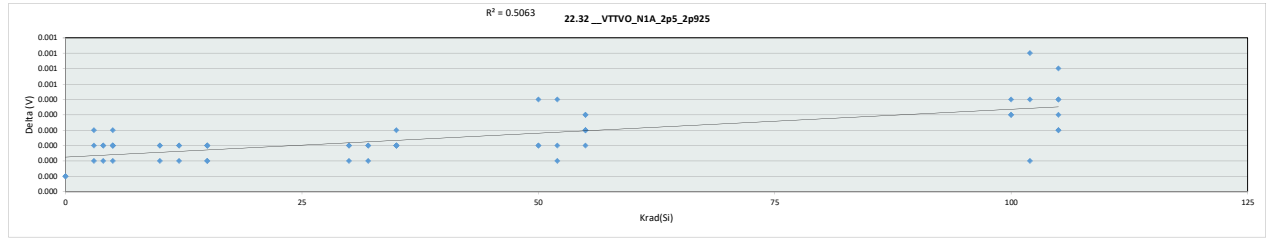


| 22.29_VTTVO_N500mA_2p5 | | | | | | | | | | | | | | | | |
|------------------------|--------|-------------|------|-----------|-----------|----|----|----|----|----|----|----|----|-----|-----|-----|
| Test Site | Tester | Test Number | Unit | Max Limit | Min Limit | | | | | | | | | | | |
| | | | V | 1.28 | 1.24 | | | | | | | | | | | |
| Max Limit | | | V | 1.28 | 1.24 | | | | | | | | | | | |
| Min Limit | | | V | 1.28 | 1.24 | | | | | | | | | | | |
| Krad(Si) | 0 | 3 | 4 | 5 | 10 | 12 | 15 | 30 | 32 | 35 | 50 | 52 | 55 | 100 | 102 | 105 |



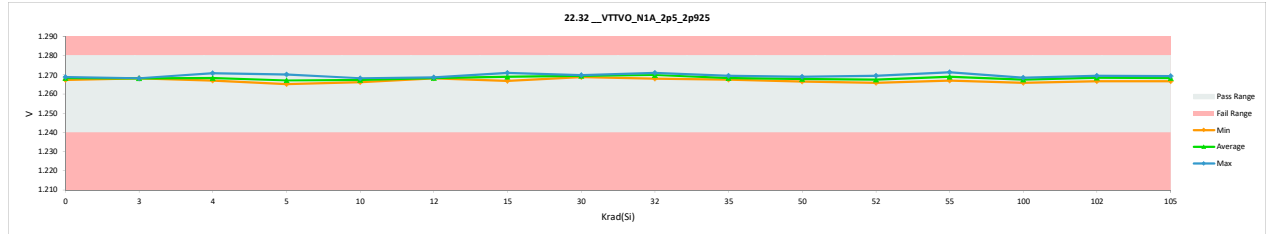
HDR TID Report
TPS7H3302-SP QML CALSS P

| 22.32_VTTVO_N1A_2p5_2p925 | | | | |
|---------------------------|----------|-------------|-------|-------|
| Test Site | Tester | Test Number | Unit | Delta |
| | | | V | V |
| Max Limit | 1.28 | 1.28 | | |
| Min Limit | 1.24 | 1.24 | | |
| Krad(Si) | Serial # | PRE | POST | Delta |
| 0 | 775 | 1.268 | 1.267 | 0.000 |
| 0 | 1088 | 1.269 | 1.269 | 0.000 |
| 0 | 1106 | 1.269 | 1.269 | 0.000 |
| 3 | 817 | 1.268 | 1.268 | 0.000 |
| 3 | 825 | 1.268 | 1.268 | 0.000 |
| 3 | 833 | 1.268 | 1.268 | 0.000 |
| 4 | 547 | 1.267 | 1.267 | 0.000 |
| 4 | 645 | 1.267 | 1.267 | 0.000 |
| 4 | 788 | 1.271 | 1.271 | 0.000 |
| 5 | 959 | 1.268 | 1.268 | 0.000 |
| 5 | 991 | 1.265 | 1.265 | 0.000 |
| 5 | 1000 | 1.265 | 1.265 | 0.000 |
| 5 | 1011 | 1.266 | 1.266 | 0.000 |
| 5 | 1087 | 1.270 | 1.270 | 0.000 |
| 5 | 1097 | 1.268 | 1.269 | 0.000 |
| 10 | 180 | 1.268 | 1.268 | 0.000 |
| 10 | 236 | 1.268 | 1.268 | 0.000 |
| 10 | 246 | 1.266 | 1.266 | 0.000 |
| 12 | 190 | 1.269 | 1.269 | 0.000 |
| 12 | 266 | 1.268 | 1.268 | 0.000 |
| 12 | 308 | 1.268 | 1.268 | 0.000 |
| 15 | 848 | 1.270 | 1.270 | 0.000 |
| 15 | 878 | 1.267 | 1.267 | 0.000 |
| 15 | 880 | 1.270 | 1.270 | 0.000 |
| 15 | 942 | 1.269 | 1.269 | 0.000 |
| 15 | 947 | 1.268 | 1.268 | 0.000 |
| 15 | 962 | 1.271 | 1.271 | 0.000 |
| 30 | 1141 | 1.270 | 1.270 | 0.000 |
| 30 | 1242 | 1.269 | 1.269 | 0.000 |
| 30 | 1417 | 1.270 | 1.270 | 0.000 |
| 32 | 1126 | 1.268 | 1.268 | 0.000 |
| 32 | 1165 | 1.271 | 1.271 | 0.000 |
| 32 | 1300 | 1.271 | 1.271 | 0.000 |
| 35 | 376 | 1.269 | 1.269 | 0.000 |
| 35 | 405 | 1.268 | 1.268 | 0.000 |
| 35 | 425 | 1.269 | 1.269 | 0.000 |
| 35 | 492 | 1.268 | 1.268 | 0.000 |
| 35 | 501 | 1.269 | 1.270 | 0.000 |
| 35 | 521 | 1.267 | 1.268 | 0.000 |
| 50 | 300 | 1.266 | 1.266 | 0.000 |
| 50 | 756 | 1.268 | 1.268 | 0.000 |
| 50 | 1100 | 1.269 | 1.269 | 0.000 |
| 52 | 451 | 1.270 | 1.270 | 0.000 |
| 52 | 587 | 1.267 | 1.267 | 0.000 |
| 52 | 956 | 1.266 | 1.266 | 0.000 |
| 55 | 198 | 1.269 | 1.269 | 0.000 |
| 55 | 220 | 1.267 | 1.267 | 0.000 |
| 55 | 665 | 1.268 | 1.268 | 0.000 |
| 55 | 818 | 1.268 | 1.269 | 0.000 |
| 55 | 1057 | 1.271 | 1.271 | 0.000 |
| 55 | 1137 | 1.271 | 1.271 | 0.000 |
| 100 | 448 | 1.265 | 1.266 | 0.000 |
| 100 | 938 | 1.268 | 1.269 | 0.000 |
| 100 | 1051 | 1.268 | 1.268 | 0.000 |
| 102 | 921 | 1.269 | 1.269 | 0.000 |
| 102 | 1113 | 1.269 | 1.270 | 0.001 |
| 102 | 1234 | 1.267 | 1.267 | 0.000 |
| 105 | 194 | 1.269 | 1.269 | 0.000 |
| 105 | 367 | 1.267 | 1.267 | 0.000 |
| 105 | 440 | 1.267 | 1.268 | 0.001 |
| 105 | 477 | 1.269 | 1.269 | 0.000 |
| 105 | 556 | 1.269 | 1.269 | 0.000 |
| 105 | 1213 | 1.268 | 1.269 | 0.000 |
| Max | 1.271 | 1.271 | 1.271 | 0.001 |
| Average | 1.268 | 1.268 | 1.268 | 0.000 |
| Min | 1.265 | 1.265 | 1.265 | 0.000 |
| Std Dev | 0.001 | 0.001 | 0.001 | 0.000 |



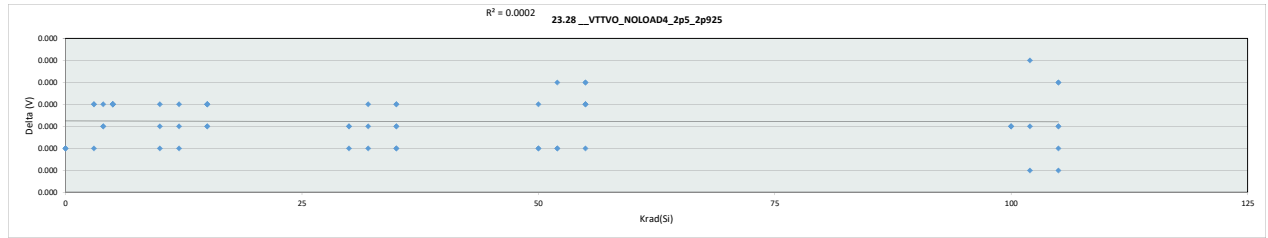
| 22.32_VTTVO_N1A_2p5_2p925 | | | | |
|---------------------------|--------|-------------|------|-------|
| Test Site | Tester | Test Number | Unit | Delta |
| | | | V | V |
| Max Limit | 1.28 | 1.28 | | |
| Min Limit | 1.24 | 1.24 | | |

| Krad(Si) | 0 | 3 | 4 | 5 | 10 | 12 | 15 | 30 | 32 | 35 | 50 | 52 | 55 | 100 | 102 | 105 |
|----------|-------|-------|-------|-------|-------|-------|-------|-------|-------|-------|-------|-------|-------|-------|-------|-------|
| LL | 1.240 | 1.240 | 1.240 | 1.240 | 1.240 | 1.240 | 1.240 | 1.240 | 1.240 | 1.240 | 1.240 | 1.240 | 1.240 | 1.240 | 1.240 | 1.240 |
| Min | 1.267 | 1.268 | 1.267 | 1.265 | 1.266 | 1.268 | 1.267 | 1.269 | 1.268 | 1.268 | 1.267 | 1.266 | 1.267 | 1.266 | 1.267 | 1.267 |
| Average | 1.268 | 1.268 | 1.268 | 1.267 | 1.267 | 1.268 | 1.269 | 1.270 | 1.270 | 1.268 | 1.268 | 1.266 | 1.269 | 1.268 | 1.269 | 1.268 |
| Max | 1.269 | 1.268 | 1.271 | 1.270 | 1.268 | 1.269 | 1.271 | 1.270 | 1.271 | 1.270 | 1.269 | 1.270 | 1.271 | 1.269 | 1.270 | 1.269 |
| UL | 1.280 | 1.280 | 1.280 | 1.280 | 1.280 | 1.280 | 1.280 | 1.280 | 1.280 | 1.280 | 1.280 | 1.280 | 1.280 | 1.280 | 1.280 | 1.280 |

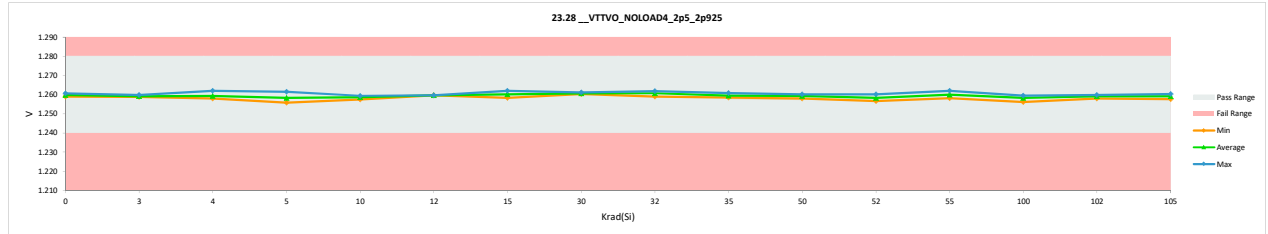


HDR TID Report
TPS7H3302-SP QML CALSS P

| 23.28_VTTVO_NOLOAD4_2p5_2p925 | | | | |
|-------------------------------|----------|-------------|-------|-------|
| Test Site | Tester | Test Number | Unit | |
| | | | V | V |
| Max Limit | 1.28 | 1.28 | | |
| Min Limit | 1.24 | 1.24 | | |
| Krad(Si) | Serial # | PRE | POST | Delta |
| 0 | 775 | 1.259 | 1.259 | 0.000 |
| 0 | 1088 | 1.260 | 1.260 | 0.000 |
| 0 | 1106 | 1.261 | 1.261 | 0.000 |
| 3 | 817 | 1.259 | 1.259 | 0.000 |
| 3 | 825 | 1.259 | 1.259 | 0.000 |
| 3 | 833 | 1.260 | 1.260 | 0.000 |
| 4 | 547 | 1.258 | 1.258 | 0.000 |
| 4 | 645 | 1.258 | 1.258 | 0.000 |
| 4 | 788 | 1.262 | 1.262 | 0.000 |
| 5 | 959 | 1.258 | 1.258 | 0.000 |
| 5 | 991 | 1.257 | 1.257 | 0.000 |
| 5 | 1000 | 1.256 | 1.256 | 0.000 |
| 5 | 1011 | 1.257 | 1.258 | 0.000 |
| 5 | 1087 | 1.261 | 1.262 | 0.000 |
| 5 | 1097 | 1.260 | 1.260 | 0.000 |
| 10 | 180 | 1.259 | 1.259 | 0.000 |
| 10 | 236 | 1.260 | 1.259 | 0.000 |
| 10 | 246 | 1.258 | 1.258 | 0.000 |
| 12 | 190 | 1.260 | 1.260 | 0.000 |
| 12 | 266 | 1.260 | 1.260 | 0.000 |
| 12 | 308 | 1.260 | 1.260 | 0.000 |
| 15 | 848 | 1.261 | 1.262 | 0.000 |
| 15 | 878 | 1.258 | 1.258 | 0.000 |
| 15 | 880 | 1.261 | 1.261 | 0.000 |
| 15 | 942 | 1.260 | 1.260 | 0.000 |
| 15 | 947 | 1.259 | 1.259 | 0.000 |
| 15 | 962 | 1.262 | 1.262 | 0.000 |
| 30 | 1141 | 1.261 | 1.261 | 0.000 |
| 30 | 1242 | 1.260 | 1.260 | 0.000 |
| 30 | 1417 | 1.260 | 1.260 | 0.000 |
| 32 | 1126 | 1.259 | 1.259 | 0.000 |
| 32 | 1165 | 1.262 | 1.262 | 0.000 |
| 32 | 1300 | 1.261 | 1.261 | 0.000 |
| 35 | 376 | 1.260 | 1.260 | 0.000 |
| 35 | 405 | 1.258 | 1.258 | 0.000 |
| 35 | 425 | 1.260 | 1.260 | 0.000 |
| 35 | 492 | 1.259 | 1.259 | 0.000 |
| 35 | 501 | 1.261 | 1.261 | 0.000 |
| 35 | 521 | 1.259 | 1.259 | 0.000 |
| 50 | 300 | 1.258 | 1.258 | 0.000 |
| 50 | 756 | 1.260 | 1.260 | 0.000 |
| 50 | 1100 | 1.260 | 1.260 | 0.000 |
| 52 | 451 | 1.260 | 1.260 | 0.000 |
| 52 | 587 | 1.258 | 1.258 | 0.000 |
| 52 | 956 | 1.257 | 1.257 | 0.000 |
| 55 | 198 | 1.260 | 1.260 | 0.000 |
| 55 | 220 | 1.258 | 1.258 | 0.000 |
| 55 | 665 | 1.258 | 1.259 | 0.000 |
| 55 | 818 | 1.260 | 1.260 | 0.000 |
| 55 | 1057 | 1.262 | 1.262 | 0.000 |
| 55 | 1137 | 1.262 | 1.262 | 0.000 |
| 100 | 448 | 1.256 | 1.256 | 0.000 |
| 100 | 938 | 1.260 | 1.260 | 0.000 |
| 100 | 1051 | 1.259 | 1.259 | 0.000 |
| 102 | 921 | 1.260 | 1.260 | 0.000 |
| 102 | 1113 | 1.260 | 1.260 | 0.000 |
| 102 | 1234 | 1.258 | 1.258 | 0.000 |
| 105 | 194 | 1.259 | 1.259 | 0.000 |
| 105 | 367 | 1.258 | 1.258 | 0.000 |
| 105 | 440 | 1.258 | 1.258 | 0.000 |
| 105 | 477 | 1.260 | 1.260 | 0.000 |
| 105 | 556 | 1.260 | 1.260 | 0.000 |
| 105 | 1213 | 1.260 | 1.260 | 0.000 |
| Max | | 1.262 | 1.262 | 0.000 |
| Average | | 1.259 | 1.259 | 0.000 |
| Min | | 1.256 | 1.256 | 0.000 |
| Std Dev | | 0.001 | 0.001 | 0.000 |

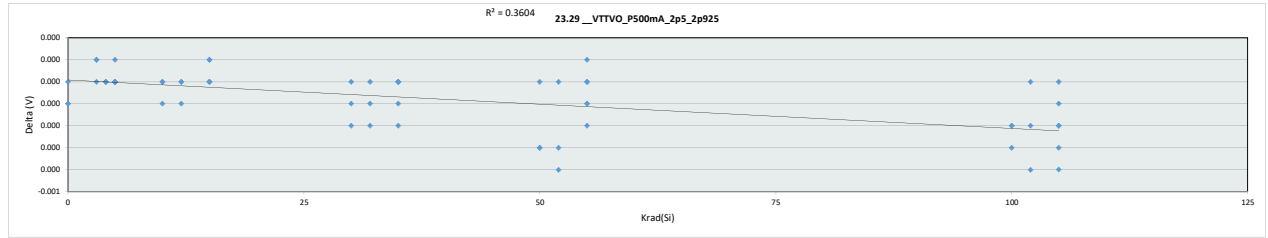


| 23.28_VTTVO_NOLOAD4_2p5 | | | | | | | | | | | | | | | | |
|-------------------------|--------|-------------|-----------|-----------|-------|-------|---------|-------|-------|-------|-------|-------|-------|-------|-------|-------|
| Test Site | Tester | Test Number | Max Limit | Min Limit | LL | Min | Average | Max | UL | | | | | | | |
| | | | 1.28 | 1.24 | 1.240 | 1.259 | 1.260 | 1.261 | 1.280 | | | | | | | |
| Krad(Si) | 0 | 3 | 4 | 5 | 10 | 12 | 15 | 30 | 32 | 35 | 50 | 52 | 55 | 100 | 102 | 105 |
| LL | 1.240 | 1.240 | 1.240 | 1.240 | 1.240 | 1.240 | 1.240 | 1.240 | 1.240 | 1.240 | 1.240 | 1.240 | 1.240 | 1.240 | 1.240 | 1.240 |
| Min | 1.259 | 1.259 | 1.258 | 1.256 | 1.258 | 1.258 | 1.258 | 1.260 | 1.258 | 1.259 | 1.258 | 1.257 | 1.258 | 1.256 | 1.258 | 1.258 |
| Average | 1.260 | 1.259 | 1.259 | 1.258 | 1.259 | 1.260 | 1.260 | 1.261 | 1.261 | 1.259 | 1.259 | 1.258 | 1.260 | 1.258 | 1.259 | 1.259 |
| Max | 1.261 | 1.260 | 1.262 | 1.262 | 1.259 | 1.260 | 1.262 | 1.261 | 1.262 | 1.261 | 1.260 | 1.260 | 1.262 | 1.260 | 1.260 | 1.260 |
| UL | 1.280 | 1.280 | 1.280 | 1.280 | 1.280 | 1.280 | 1.280 | 1.280 | 1.280 | 1.280 | 1.280 | 1.280 | 1.280 | 1.280 | 1.280 | 1.280 |

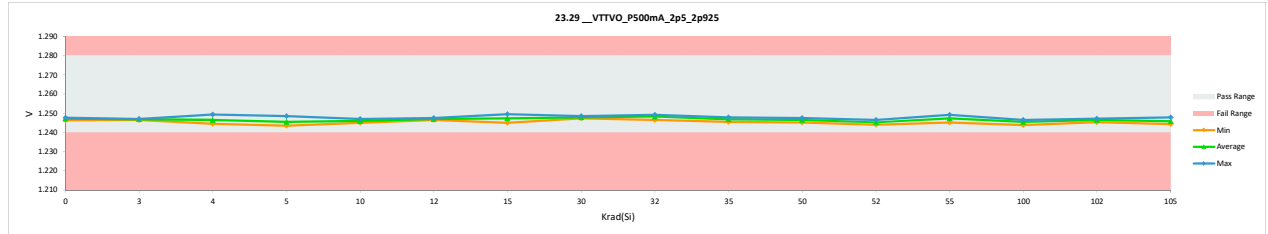


HDR TID Report
TPS7H3302-SP QML CALSS P

| 23.29_VTTVO_P500mA_2p5_2p925 | | | | |
|------------------------------|----------|-------------|-------|-------|
| Test Site | Tester | Test Number | Unit | |
| | | V | V | |
| Max Limit | 1.28 | 1.28 | | |
| Min Limit | 1.24 | 1.24 | | |
| Krad(Si) | Serial # | PRE | POST | Delta |
| 0 | 775 | 1.247 | 1.246 | 0.000 |
| 0 | 1088 | 1.248 | 1.248 | 0.000 |
| 0 | 1106 | 1.248 | 1.248 | 0.000 |
| 3 | 817 | 1.246 | 1.247 | 0.000 |
| 3 | 825 | 1.247 | 1.247 | 0.000 |
| 3 | 833 | 1.247 | 1.247 | 0.000 |
| 4 | 547 | 1.245 | 1.245 | 0.000 |
| 4 | 645 | 1.245 | 1.245 | 0.000 |
| 4 | 788 | 1.249 | 1.249 | 0.000 |
| 5 | 959 | 1.246 | 1.246 | 0.000 |
| 5 | 991 | 1.244 | 1.244 | 0.000 |
| 5 | 1000 | 1.243 | 1.243 | 0.000 |
| 5 | 1011 | 1.244 | 1.244 | 0.000 |
| 5 | 1087 | 1.248 | 1.248 | 0.000 |
| 5 | 1097 | 1.247 | 1.247 | 0.000 |
| 10 | 180 | 1.247 | 1.247 | 0.000 |
| 10 | 236 | 1.246 | 1.246 | 0.000 |
| 10 | 246 | 1.245 | 1.245 | 0.000 |
| 12 | 190 | 1.247 | 1.247 | 0.000 |
| 12 | 266 | 1.247 | 1.247 | 0.000 |
| 12 | 308 | 1.247 | 1.247 | 0.000 |
| 15 | 848 | 1.248 | 1.248 | 0.000 |
| 15 | 878 | 1.245 | 1.245 | 0.000 |
| 15 | 880 | 1.248 | 1.248 | 0.000 |
| 15 | 942 | 1.247 | 1.247 | 0.000 |
| 15 | 947 | 1.246 | 1.246 | 0.000 |
| 15 | 962 | 1.249 | 1.250 | 0.000 |
| 30 | 1141 | 1.248 | 1.248 | 0.000 |
| 30 | 1242 | 1.248 | 1.248 | 0.000 |
| 30 | 1417 | 1.248 | 1.247 | 0.000 |
| 32 | 1126 | 1.247 | 1.247 | 0.000 |
| 32 | 1165 | 1.249 | 1.249 | 0.000 |
| 32 | 1300 | 1.249 | 1.249 | 0.000 |
| 35 | 376 | 1.248 | 1.248 | 0.000 |
| 35 | 405 | 1.247 | 1.247 | 0.000 |
| 35 | 425 | 1.247 | 1.247 | 0.000 |
| 35 | 492 | 1.246 | 1.246 | 0.000 |
| 35 | 501 | 1.248 | 1.248 | 0.000 |
| 35 | 521 | 1.246 | 1.245 | 0.000 |
| 50 | 300 | 1.245 | 1.245 | 0.000 |
| 50 | 756 | 1.247 | 1.247 | 0.000 |
| 50 | 1100 | 1.248 | 1.248 | 0.000 |
| 52 | 451 | 1.247 | 1.247 | 0.000 |
| 52 | 587 | 1.245 | 1.245 | 0.000 |
| 52 | 956 | 1.245 | 1.244 | 0.000 |
| 55 | 198 | 1.248 | 1.248 | 0.000 |
| 55 | 220 | 1.245 | 1.245 | 0.000 |
| 55 | 665 | 1.246 | 1.246 | 0.000 |
| 55 | 818 | 1.247 | 1.247 | 0.000 |
| 55 | 1057 | 1.249 | 1.249 | 0.000 |
| 55 | 1137 | 1.249 | 1.249 | 0.000 |
| 100 | 448 | 1.244 | 1.244 | 0.000 |
| 100 | 938 | 1.247 | 1.246 | 0.000 |
| 100 | 1051 | 1.247 | 1.247 | 0.000 |
| 102 | 921 | 1.247 | 1.247 | 0.000 |
| 102 | 1113 | 1.247 | 1.247 | 0.000 |
| 102 | 1234 | 1.246 | 1.245 | 0.000 |
| 105 | 194 | 1.245 | 1.245 | 0.000 |
| 105 | 367 | 1.245 | 1.244 | 0.000 |
| 105 | 440 | 1.245 | 1.245 | 0.000 |
| 105 | 477 | 1.248 | 1.248 | 0.000 |
| 105 | 556 | 1.246 | 1.246 | 0.000 |
| 105 | 1213 | 1.247 | 1.247 | 0.000 |
| Max | | 1.249 | 1.250 | 0.000 |
| Average | | 1.247 | 1.247 | 0.000 |
| Min | | 1.243 | 1.243 | 0.000 |
| Std Dev | | 0.001 | 0.001 | 0.000 |

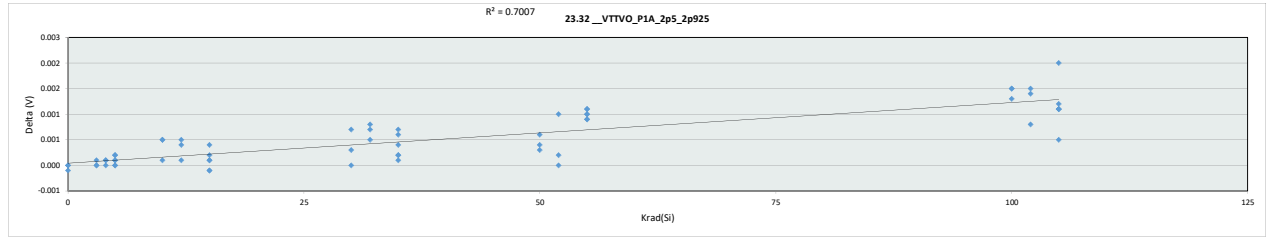


| 23.29_VTTVO_P500mA_2p5 | | | | | | | | | | | | | | | | | | | | | |
|------------------------|--------|-------------|-----------|-----------|-------|-------|-------|-------|-------|-------|-------|-------|-------|-------|-------|-------|-------|-------|-------|-------|-------|
| Test Site | Tester | Test Number | Max Limit | Min Limit | 0 | 3 | 4 | 5 | 10 | 12 | 15 | 30 | 32 | 35 | 50 | 52 | 55 | 100 | 102 | 105 | |
| LL | | | 1.240 | 1.240 | 1.240 | 1.240 | 1.240 | 1.240 | 1.240 | 1.240 | 1.240 | 1.240 | 1.240 | 1.240 | 1.240 | 1.240 | 1.240 | 1.240 | 1.240 | 1.240 | 1.240 |
| Min | | | 1.246 | 1.247 | 1.245 | 1.244 | 1.245 | 1.244 | 1.245 | 1.247 | 1.245 | 1.247 | 1.247 | 1.246 | 1.245 | 1.244 | 1.245 | 1.244 | 1.245 | 1.244 | 1.244 |
| Average | | | 1.247 | 1.247 | 1.247 | 1.245 | 1.245 | 1.246 | 1.247 | 1.247 | 1.247 | 1.247 | 1.248 | 1.248 | 1.247 | 1.247 | 1.245 | 1.247 | 1.246 | 1.247 | 1.246 |
| Max | | | 1.248 | 1.247 | 1.249 | 1.249 | 1.249 | 1.247 | 1.248 | 1.250 | 1.249 | 1.249 | 1.248 | 1.249 | 1.248 | 1.248 | 1.249 | 1.247 | 1.247 | 1.247 | 1.248 |
| UL | | | 1.280 | 1.280 | 1.280 | 1.280 | 1.280 | 1.280 | 1.280 | 1.280 | 1.280 | 1.280 | 1.280 | 1.280 | 1.280 | 1.280 | 1.280 | 1.280 | 1.280 | 1.280 | 1.280 |

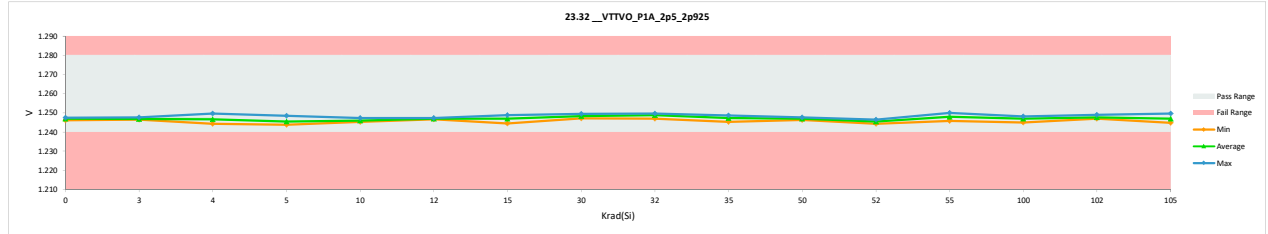


HDR TID Report
TPS7H3302-SP QML CALSS P

| 23.32_VTTVO_P1A_2p5_2p925 | | | | |
|---------------------------|----------|-------------|-------|-------|
| Test Site | Tester | Test Number | Unit | |
| | | | V | V |
| Max Limit | 1.28 | 1.28 | | |
| Min Limit | 1.24 | 1.24 | | |
| Krad(Si) | Serial # | PRE | POST | Delta |
| 0 | 775 | 1.246 | 1.246 | 0.000 |
| 0 | 1088 | 1.247 | 1.247 | 0.000 |
| 0 | 1106 | 1.247 | 1.247 | 0.000 |
| 3 | 817 | 1.246 | 1.246 | 0.000 |
| 3 | 825 | 1.247 | 1.247 | 0.000 |
| 3 | 833 | 1.247 | 1.249 | 0.000 |
| 4 | 847 | 1.246 | 1.246 | 0.000 |
| 4 | 645 | 1.244 | 1.244 | 0.000 |
| 4 | 788 | 1.250 | 1.250 | 0.000 |
| 5 | 959 | 1.246 | 1.246 | 0.000 |
| 5 | 991 | 1.244 | 1.244 | 0.000 |
| 5 | 1000 | 1.244 | 1.244 | 0.000 |
| 5 | 1011 | 1.244 | 1.244 | 0.000 |
| 5 | 1087 | 1.248 | 1.248 | 0.000 |
| 5 | 1097 | 1.246 | 1.246 | 0.000 |
| 10 | 180 | 1.247 | 1.247 | 0.001 |
| 10 | 236 | 1.245 | 1.245 | 0.000 |
| 10 | 246 | 1.245 | 1.245 | 0.001 |
| 12 | 190 | 1.247 | 1.247 | 0.000 |
| 12 | 266 | 1.246 | 1.247 | 0.000 |
| 12 | 308 | 1.247 | 1.247 | 0.001 |
| 15 | 848 | 1.248 | 1.249 | 0.000 |
| 15 | 878 | 1.245 | 1.245 | 0.000 |
| 15 | 880 | 1.248 | 1.248 | 0.000 |
| 15 | 942 | 1.246 | 1.247 | 0.000 |
| 15 | 947 | 1.246 | 1.246 | 0.000 |
| 15 | 962 | 1.249 | 1.249 | 0.000 |
| 30 | 1141 | 1.249 | 1.249 | 0.000 |
| 30 | 1242 | 1.248 | 1.248 | 0.001 |
| 30 | 1417 | 1.247 | 1.247 | 0.000 |
| 32 | 1126 | 1.247 | 1.247 | 0.000 |
| 32 | 1165 | 1.249 | 1.250 | 0.001 |
| 32 | 1300 | 1.249 | 1.250 | 0.001 |
| 35 | 376 | 1.248 | 1.249 | 0.001 |
| 35 | 405 | 1.247 | 1.247 | 0.000 |
| 35 | 425 | 1.248 | 1.248 | 0.000 |
| 35 | 492 | 1.247 | 1.247 | 0.000 |
| 35 | 501 | 1.248 | 1.248 | 0.001 |
| 35 | 521 | 1.245 | 1.245 | 0.000 |
| 50 | 300 | 1.246 | 1.246 | 0.001 |
| 50 | 756 | 1.247 | 1.247 | 0.000 |
| 50 | 1100 | 1.247 | 1.248 | 0.000 |
| 52 | 451 | 1.246 | 1.246 | 0.000 |
| 52 | 587 | 1.245 | 1.246 | 0.001 |
| 52 | 956 | 1.244 | 1.244 | 0.000 |
| 55 | 198 | 1.248 | 1.249 | 0.001 |
| 55 | 220 | 1.245 | 1.246 | 0.001 |
| 55 | 665 | 1.245 | 1.246 | 0.001 |
| 55 | 818 | 1.247 | 1.247 | 0.001 |
| 55 | 1057 | 1.249 | 1.250 | 0.001 |
| 55 | 1137 | 1.249 | 1.250 | 0.001 |
| 100 | 448 | 1.244 | 1.245 | 0.001 |
| 100 | 938 | 1.246 | 1.248 | 0.002 |
| 100 | 1051 | 1.247 | 1.248 | 0.002 |
| 102 | 921 | 1.247 | 1.249 | 0.002 |
| 102 | 1113 | 1.246 | 1.247 | 0.001 |
| 102 | 1234 | 1.245 | 1.247 | 0.001 |
| 105 | 194 | 1.244 | 1.245 | 0.000 |
| 105 | 367 | 1.245 | 1.246 | 0.001 |
| 105 | 440 | 1.245 | 1.247 | 0.002 |
| 105 | 477 | 1.248 | 1.250 | 0.001 |
| 105 | 556 | 1.245 | 1.247 | 0.001 |
| 105 | 1213 | 1.248 | 1.249 | 0.001 |
| Max | | 1.250 | 1.250 | 0.002 |
| Average | | 1.246 | 1.247 | 0.001 |
| Min | | 1.244 | 1.244 | 0.000 |
| Std Dev | | 0.002 | 0.002 | 0.001 |

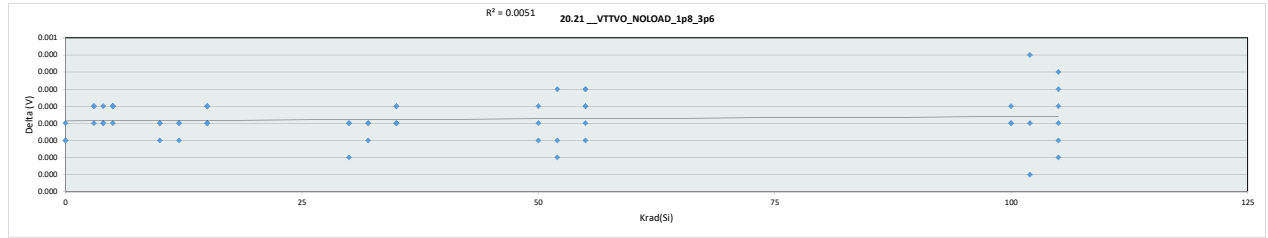


| 23.32_VTTVO_P1A_2p5_2p925 | | | | | | | | | | | | | | | | | | | | | |
|---------------------------|--------|-------------|-----------|-----------|-------|-------|-------|-------|-------|-------|-------|-------|-------|-------|-------|-------|-------|-------|-------|-------|-------|
| Test Site | Tester | Test Number | Max Limit | Min Limit | 0 | 3 | 4 | 5 | 10 | 12 | 15 | 30 | 32 | 35 | 50 | 52 | 55 | 100 | 102 | 105 | |
| LL | | | 1.240 | 1.240 | 1.240 | 1.240 | 1.240 | 1.240 | 1.240 | 1.240 | 1.240 | 1.240 | 1.240 | 1.240 | 1.240 | 1.240 | 1.240 | 1.240 | 1.240 | 1.240 | 1.240 |
| Min | | | 1.246 | 1.246 | 1.244 | 1.244 | 1.244 | 1.244 | 1.245 | 1.247 | 1.245 | 1.247 | 1.247 | 1.245 | 1.246 | 1.244 | 1.246 | 1.245 | 1.247 | 1.245 | 1.245 |
| Average | | | 1.247 | 1.247 | 1.247 | 1.245 | 1.245 | 1.246 | 1.246 | 1.247 | 1.247 | 1.248 | 1.249 | 1.247 | 1.247 | 1.245 | 1.248 | 1.247 | 1.248 | 1.247 | 1.247 |
| Max | | | 1.247 | 1.248 | 1.250 | 1.249 | 1.247 | 1.247 | 1.247 | 1.249 | 1.249 | 1.250 | 1.249 | 1.249 | 1.248 | 1.246 | 1.250 | 1.248 | 1.249 | 1.250 | 1.250 |
| UL | | | 1.280 | 1.280 | 1.280 | 1.280 | 1.280 | 1.280 | 1.280 | 1.280 | 1.280 | 1.280 | 1.280 | 1.280 | 1.280 | 1.280 | 1.280 | 1.280 | 1.280 | 1.280 | 1.280 |

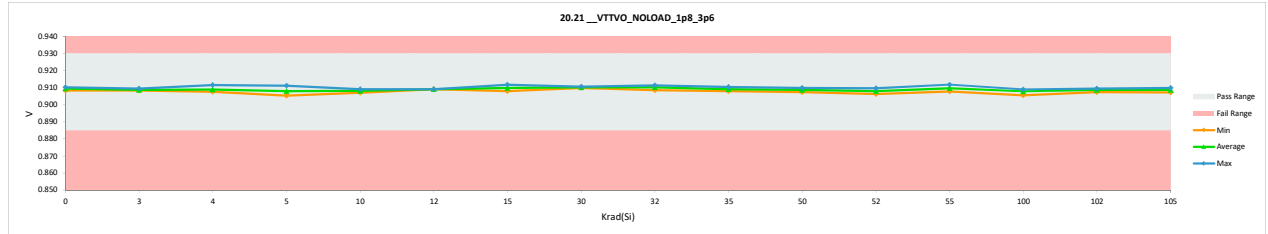


HDR TID Report
TPS7H3302-SP QML CALSS P

| 20.21_VTTVO_NOLOAD_1p8_3p6 | | | | |
|----------------------------|----------|-------------|-------|-----------|
| Test Site | Tester | Test Number | Unit | Max Limit |
| | | | V | 0.93 |
| | | | V | 0.885 |
| Krad(Si) | Serial # | PRE | POST | Delta |
| 0 | 775 | 0.909 | 0.908 | 0.000 |
| 0 | 1088 | 0.910 | 0.910 | 0.000 |
| 0 | 1106 | 0.910 | 0.910 | 0.000 |
| 3 | 817 | 0.908 | 0.908 | 0.000 |
| 3 | 825 | 0.908 | 0.908 | 0.000 |
| 3 | 833 | 0.909 | 0.909 | 0.000 |
| 4 | 847 | 0.908 | 0.908 | 0.000 |
| 4 | 645 | 0.908 | 0.908 | 0.000 |
| 4 | 788 | 0.912 | 0.912 | 0.000 |
| 5 | 959 | 0.908 | 0.908 | 0.000 |
| 5 | 991 | 0.906 | 0.906 | 0.000 |
| 5 | 1000 | 0.905 | 0.905 | 0.000 |
| 5 | 1011 | 0.907 | 0.907 | 0.000 |
| 5 | 1087 | 0.911 | 0.911 | 0.000 |
| 5 | 1097 | 0.910 | 0.910 | 0.000 |
| 10 | 180 | 0.909 | 0.909 | 0.000 |
| 10 | 236 | 0.909 | 0.909 | 0.000 |
| 10 | 246 | 0.907 | 0.907 | 0.000 |
| 12 | 190 | 0.909 | 0.909 | 0.000 |
| 12 | 266 | 0.909 | 0.909 | 0.000 |
| 12 | 308 | 0.909 | 0.909 | 0.000 |
| 15 | 848 | 0.911 | 0.911 | 0.000 |
| 15 | 878 | 0.908 | 0.908 | 0.000 |
| 15 | 880 | 0.910 | 0.910 | 0.000 |
| 15 | 942 | 0.910 | 0.910 | 0.000 |
| 15 | 947 | 0.908 | 0.908 | 0.000 |
| 15 | 962 | 0.912 | 0.912 | 0.000 |
| 30 | 1141 | 0.911 | 0.911 | 0.000 |
| 30 | 1242 | 0.910 | 0.910 | 0.000 |
| 30 | 1417 | 0.910 | 0.910 | 0.000 |
| 32 | 1126 | 0.909 | 0.909 | 0.000 |
| 32 | 1165 | 0.911 | 0.911 | 0.000 |
| 32 | 1300 | 0.911 | 0.911 | 0.000 |
| 35 | 376 | 0.910 | 0.910 | 0.000 |
| 35 | 405 | 0.908 | 0.908 | 0.000 |
| 35 | 425 | 0.909 | 0.909 | 0.000 |
| 35 | 492 | 0.908 | 0.908 | 0.000 |
| 35 | 501 | 0.910 | 0.910 | 0.000 |
| 35 | 521 | 0.908 | 0.908 | 0.000 |
| 50 | 300 | 0.908 | 0.907 | 0.000 |
| 50 | 756 | 0.909 | 0.909 | 0.000 |
| 50 | 1100 | 0.910 | 0.910 | 0.000 |
| 52 | 451 | 0.910 | 0.910 | 0.000 |
| 52 | 587 | 0.908 | 0.908 | 0.000 |
| 52 | 956 | 0.906 | 0.906 | 0.000 |
| 55 | 198 | 0.909 | 0.909 | 0.000 |
| 55 | 220 | 0.908 | 0.908 | 0.000 |
| 55 | 665 | 0.908 | 0.908 | 0.000 |
| 55 | 818 | 0.909 | 0.909 | 0.000 |
| 55 | 1057 | 0.912 | 0.912 | 0.000 |
| 55 | 1137 | 0.911 | 0.911 | 0.000 |
| 100 | 448 | 0.906 | 0.906 | 0.000 |
| 100 | 938 | 0.909 | 0.909 | 0.000 |
| 100 | 1051 | 0.909 | 0.909 | 0.000 |
| 102 | 921 | 0.909 | 0.909 | 0.000 |
| 102 | 1113 | 0.909 | 0.909 | 0.000 |
| 102 | 1234 | 0.908 | 0.908 | 0.000 |
| 105 | 194 | 0.909 | 0.909 | 0.000 |
| 105 | 367 | 0.908 | 0.907 | 0.000 |
| 105 | 440 | 0.908 | 0.908 | 0.000 |
| 105 | 477 | 0.910 | 0.910 | 0.000 |
| 105 | 556 | 0.909 | 0.909 | 0.000 |
| 105 | 1213 | 0.909 | 0.909 | 0.000 |
| | Max | 0.912 | 0.912 | 0.000 |
| | Average | 0.909 | 0.909 | 0.000 |
| | Min | 0.905 | 0.905 | 0.000 |
| | Std Dev | 0.001 | 0.001 | 0.000 |

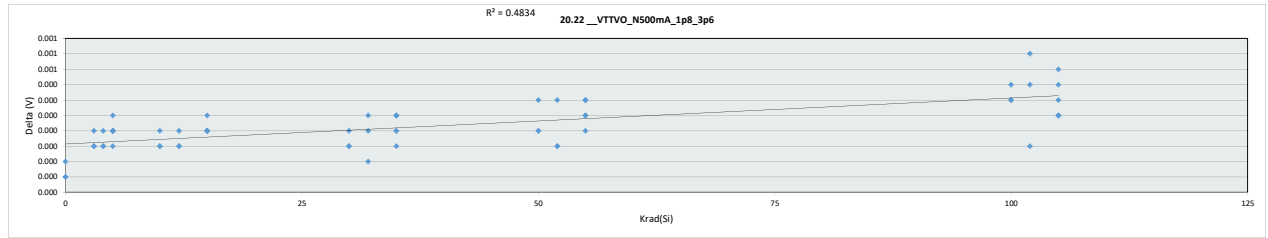


| 20.21_VTTVO_NOLOAD_1p8 | | | | | | | | | | | | | | | | |
|------------------------|--------|-------------|-------|-----------|-----------|-------|-------|-------|-------|-------|-------|-------|-------|-------|-------|-------|
| Test Site | Tester | Test Number | Unit | Max Limit | Min Limit | | | | | | | | | | | |
| | | | V | 0.93 | 0.885 | | | | | | | | | | | |
| | | | V | 0.885 | 0.930 | | | | | | | | | | | |
| Krad(Si) | 0 | 3 | 4 | 5 | 10 | 12 | 15 | 30 | 32 | 35 | 50 | 52 | 55 | 100 | 102 | 105 |
| LL | 0.885 | 0.885 | 0.885 | 0.885 | 0.885 | 0.885 | 0.885 | 0.885 | 0.885 | 0.885 | 0.885 | 0.885 | 0.885 | 0.885 | 0.885 | 0.885 |
| Min | 0.908 | 0.908 | 0.908 | 0.905 | 0.907 | 0.908 | 0.908 | 0.910 | 0.910 | 0.910 | 0.909 | 0.908 | 0.906 | 0.908 | 0.906 | 0.907 |
| Average | 0.909 | 0.909 | 0.909 | 0.908 | 0.908 | 0.909 | 0.910 | 0.910 | 0.910 | 0.909 | 0.909 | 0.910 | 0.910 | 0.908 | 0.909 | 0.909 |
| Max | 0.910 | 0.909 | 0.912 | 0.911 | 0.909 | 0.909 | 0.912 | 0.911 | 0.911 | 0.911 | 0.910 | 0.910 | 0.912 | 0.909 | 0.909 | 0.910 |
| UL | 0.930 | 0.930 | 0.930 | 0.930 | 0.930 | 0.930 | 0.930 | 0.930 | 0.930 | 0.930 | 0.930 | 0.930 | 0.930 | 0.930 | 0.930 | 0.930 |

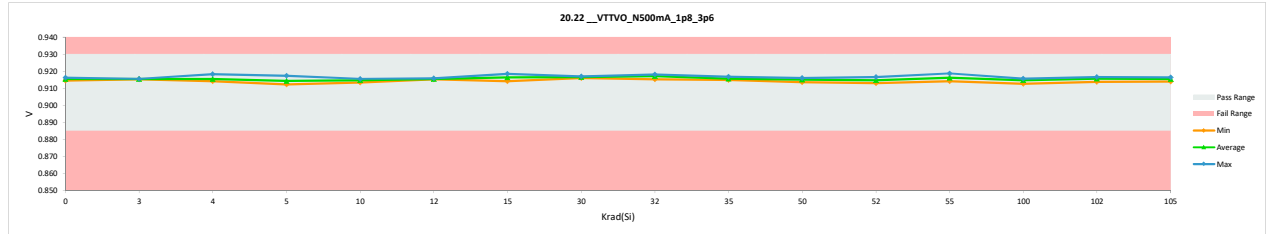


HDR TID Report
TPS7H3302-SP QML CALSS P

| 20.22_VTTVO_N500mA_1p8_3p6 | | | | |
|----------------------------|--------|-------------|-------|-------|
| Test Site | Tester | Test Number | Unit | Delta |
| 0 | 775 | 0.915 | 0.914 | 0.000 |
| 0 | 1088 | 0.916 | 0.916 | 0.000 |
| 0 | 1106 | 0.916 | 0.916 | 0.000 |
| 3 | 817 | 0.915 | 0.915 | 0.000 |
| 3 | 825 | 0.915 | 0.915 | 0.000 |
| 3 | 833 | 0.915 | 0.915 | 0.000 |
| 4 | 547 | 0.914 | 0.914 | 0.000 |
| 4 | 645 | 0.914 | 0.914 | 0.000 |
| 4 | 788 | 0.918 | 0.918 | 0.000 |
| 5 | 959 | 0.915 | 0.915 | 0.000 |
| 5 | 991 | 0.912 | 0.912 | 0.000 |
| 5 | 1000 | 0.912 | 0.912 | 0.000 |
| 5 | 1011 | 0.913 | 0.914 | 0.000 |
| 5 | 1087 | 0.917 | 0.917 | 0.000 |
| 5 | 1097 | 0.916 | 0.916 | 0.000 |
| 10 | 180 | 0.915 | 0.915 | 0.000 |
| 10 | 236 | 0.915 | 0.915 | 0.000 |
| 10 | 246 | 0.913 | 0.913 | 0.000 |
| 12 | 190 | 0.916 | 0.916 | 0.000 |
| 12 | 266 | 0.915 | 0.915 | 0.000 |
| 12 | 308 | 0.915 | 0.915 | 0.000 |
| 15 | 848 | 0.917 | 0.917 | 0.000 |
| 15 | 878 | 0.914 | 0.914 | 0.000 |
| 15 | 880 | 0.917 | 0.917 | 0.000 |
| 15 | 942 | 0.916 | 0.916 | 0.000 |
| 15 | 947 | 0.915 | 0.915 | 0.000 |
| 15 | 962 | 0.918 | 0.918 | 0.000 |
| 30 | 1141 | 0.917 | 0.917 | 0.000 |
| 30 | 1242 | 0.916 | 0.916 | 0.000 |
| 30 | 1417 | 0.917 | 0.917 | 0.000 |
| 32 | 1126 | 0.915 | 0.915 | 0.000 |
| 32 | 1165 | 0.918 | 0.918 | 0.000 |
| 32 | 1300 | 0.918 | 0.918 | 0.000 |
| 35 | 376 | 0.916 | 0.916 | 0.000 |
| 35 | 405 | 0.915 | 0.915 | 0.000 |
| 35 | 425 | 0.916 | 0.916 | 0.000 |
| 35 | 492 | 0.915 | 0.915 | 0.000 |
| 35 | 501 | 0.917 | 0.917 | 0.000 |
| 35 | 521 | 0.915 | 0.915 | 0.000 |
| 50 | 300 | 0.914 | 0.914 | 0.000 |
| 50 | 756 | 0.915 | 0.915 | 0.000 |
| 50 | 1100 | 0.916 | 0.916 | 0.000 |
| 52 | 451 | 0.916 | 0.916 | 0.000 |
| 52 | 587 | 0.914 | 0.914 | 0.000 |
| 52 | 956 | 0.913 | 0.913 | 0.000 |
| 55 | 198 | 0.916 | 0.916 | 0.000 |
| 55 | 220 | 0.914 | 0.914 | 0.000 |
| 55 | 665 | 0.915 | 0.915 | 0.000 |
| 55 | 818 | 0.916 | 0.916 | 0.000 |
| 55 | 1057 | 0.919 | 0.919 | 0.000 |
| 55 | 1137 | 0.918 | 0.918 | 0.000 |
| 100 | 448 | 0.912 | 0.913 | 0.000 |
| 100 | 938 | 0.915 | 0.916 | 0.000 |
| 100 | 1051 | 0.915 | 0.915 | 0.000 |
| 102 | 921 | 0.916 | 0.916 | 0.000 |
| 102 | 1113 | 0.916 | 0.917 | 0.001 |
| 102 | 1234 | 0.914 | 0.914 | 0.000 |
| 105 | 194 | 0.916 | 0.916 | 0.000 |
| 105 | 367 | 0.914 | 0.914 | 0.000 |
| 105 | 440 | 0.914 | 0.915 | 0.000 |
| 105 | 477 | 0.916 | 0.916 | 0.000 |
| 105 | 556 | 0.916 | 0.916 | 0.000 |
| 105 | 1213 | 0.915 | 0.916 | 0.000 |
| Max | | 0.919 | 0.919 | 0.001 |
| Average | | 0.915 | 0.916 | 0.000 |
| Min | | 0.912 | 0.912 | 0.000 |
| Std Dev | | 0.001 | 0.001 | 0.000 |

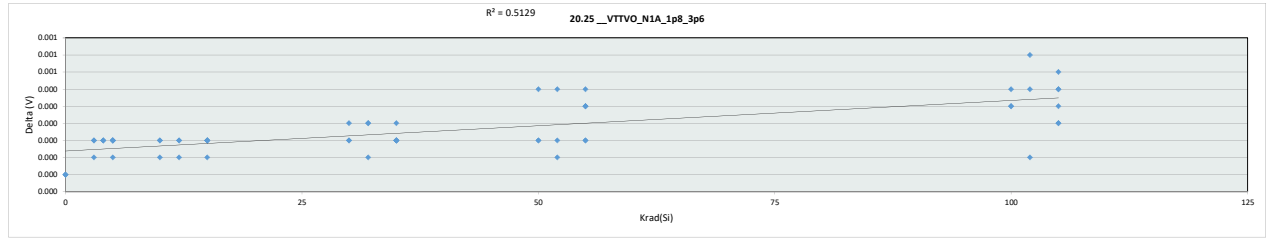


| 20.22_VTTVO_N500mA_1p8 | | | | | | | | | | | | | | | | |
|------------------------|--------|-------------|-------|-------|-------|-------|-------|-------|-------|-------|-------|-------|-------|-------|-------|-------|
| Test Site | Tester | Test Number | Unit | Delta | | | | | | | | | | | | |
| Max Limit | | 0.93 | V | | | | | | | | | | | | | |
| Min Limit | | 0.885 | V | | | | | | | | | | | | | |
| Krad(Si) | 0 | 3 | 4 | 5 | 10 | 12 | 15 | 30 | 32 | 35 | 50 | 52 | 55 | 100 | 102 | 105 |
| LL | 0.885 | 0.885 | 0.885 | 0.885 | 0.885 | 0.885 | 0.885 | 0.885 | 0.885 | 0.885 | 0.885 | 0.885 | 0.885 | 0.885 | 0.885 | 0.885 |
| Min | 0.915 | 0.915 | 0.914 | 0.912 | 0.913 | 0.915 | 0.914 | 0.916 | 0.915 | 0.915 | 0.914 | 0.913 | 0.914 | 0.913 | 0.914 | 0.914 |
| Average | 0.916 | 0.915 | 0.916 | 0.914 | 0.915 | 0.916 | 0.916 | 0.917 | 0.917 | 0.916 | 0.915 | 0.915 | 0.916 | 0.915 | 0.916 | 0.916 |
| Max | 0.916 | 0.916 | 0.918 | 0.917 | 0.916 | 0.916 | 0.918 | 0.917 | 0.918 | 0.917 | 0.916 | 0.917 | 0.919 | 0.916 | 0.917 | 0.916 |
| UL | 0.930 | 0.930 | 0.930 | 0.930 | 0.930 | 0.930 | 0.930 | 0.930 | 0.930 | 0.930 | 0.930 | 0.930 | 0.930 | 0.930 | 0.930 | 0.930 |

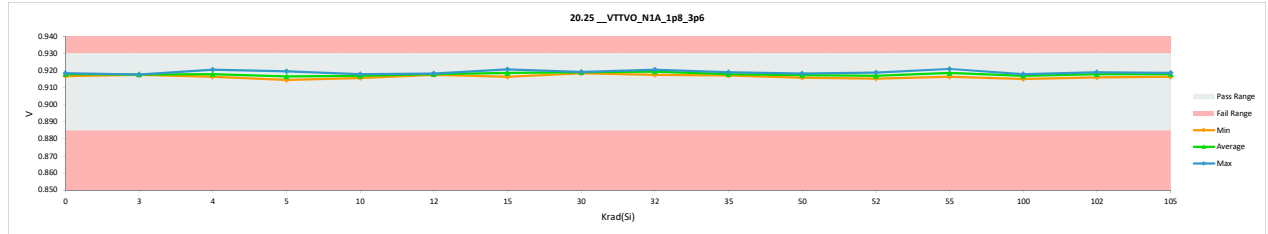


HDR TID Report
TPS7H3302-SP QML CALSS P

| 20.25_VTTVO_N1A_1p8_3p6 | | | | |
|-------------------------|--------|-------------|-------|-------|
| Test Site | Tester | Test Number | Unit | Delta |
| 0 | 775 | 0.917 | 0.917 | 0.000 |
| 0 | 1088 | 0.918 | 0.918 | 0.000 |
| 0 | 1106 | 0.919 | 0.919 | 0.000 |
| 3 | 817 | 0.918 | 0.918 | 0.000 |
| 3 | 825 | 0.918 | 0.918 | 0.000 |
| 3 | 833 | 0.918 | 0.918 | 0.000 |
| 4 | 847 | 0.916 | 0.917 | 0.000 |
| 4 | 645 | 0.916 | 0.916 | 0.000 |
| 4 | 788 | 0.920 | 0.920 | 0.000 |
| 5 | 959 | 0.917 | 0.917 | 0.000 |
| 5 | 991 | 0.914 | 0.915 | 0.000 |
| 5 | 1000 | 0.914 | 0.915 | 0.000 |
| 5 | 1011 | 0.916 | 0.916 | 0.000 |
| 5 | 1087 | 0.920 | 0.920 | 0.000 |
| 5 | 1097 | 0.918 | 0.918 | 0.000 |
| 10 | 180 | 0.917 | 0.917 | 0.000 |
| 10 | 236 | 0.918 | 0.918 | 0.000 |
| 10 | 246 | 0.916 | 0.916 | 0.000 |
| 12 | 190 | 0.918 | 0.918 | 0.000 |
| 12 | 266 | 0.918 | 0.918 | 0.000 |
| 12 | 308 | 0.918 | 0.918 | 0.000 |
| 15 | 848 | 0.920 | 0.920 | 0.000 |
| 15 | 878 | 0.916 | 0.916 | 0.000 |
| 15 | 880 | 0.919 | 0.919 | 0.000 |
| 15 | 942 | 0.918 | 0.918 | 0.000 |
| 15 | 947 | 0.917 | 0.917 | 0.000 |
| 15 | 962 | 0.921 | 0.921 | 0.000 |
| 30 | 1141 | 0.919 | 0.919 | 0.000 |
| 30 | 1242 | 0.918 | 0.918 | 0.000 |
| 30 | 1417 | 0.919 | 0.919 | 0.000 |
| 32 | 1126 | 0.918 | 0.918 | 0.000 |
| 32 | 1165 | 0.920 | 0.920 | 0.000 |
| 32 | 1300 | 0.920 | 0.920 | 0.000 |
| 35 | 376 | 0.919 | 0.919 | 0.000 |
| 35 | 405 | 0.918 | 0.918 | 0.000 |
| 35 | 425 | 0.918 | 0.918 | 0.000 |
| 35 | 492 | 0.917 | 0.917 | 0.000 |
| 35 | 501 | 0.919 | 0.919 | 0.000 |
| 35 | 521 | 0.917 | 0.917 | 0.000 |
| 50 | 300 | 0.916 | 0.916 | 0.000 |
| 50 | 756 | 0.917 | 0.918 | 0.000 |
| 50 | 1100 | 0.918 | 0.918 | 0.000 |
| 52 | 451 | 0.919 | 0.919 | 0.000 |
| 52 | 587 | 0.916 | 0.917 | 0.000 |
| 52 | 956 | 0.915 | 0.915 | 0.000 |
| 55 | 198 | 0.918 | 0.918 | 0.000 |
| 55 | 220 | 0.916 | 0.916 | 0.000 |
| 55 | 665 | 0.917 | 0.917 | 0.000 |
| 55 | 818 | 0.918 | 0.918 | 0.000 |
| 55 | 1057 | 0.921 | 0.921 | 0.000 |
| 55 | 1137 | 0.920 | 0.920 | 0.000 |
| 100 | 448 | 0.915 | 0.915 | 0.000 |
| 100 | 938 | 0.918 | 0.918 | 0.000 |
| 100 | 1051 | 0.917 | 0.918 | 0.000 |
| 102 | 921 | 0.918 | 0.919 | 0.000 |
| 102 | 1113 | 0.918 | 0.919 | 0.001 |
| 102 | 1234 | 0.916 | 0.916 | 0.000 |
| 105 | 194 | 0.918 | 0.919 | 0.000 |
| 105 | 367 | 0.916 | 0.916 | 0.000 |
| 105 | 440 | 0.916 | 0.917 | 0.001 |
| 105 | 477 | 0.919 | 0.919 | 0.000 |
| 105 | 556 | 0.918 | 0.918 | 0.000 |
| 105 | 1213 | 0.918 | 0.918 | 0.000 |
| Max | | 0.921 | 0.921 | 0.001 |
| Average | | 0.918 | 0.918 | 0.000 |
| Min | | 0.914 | 0.915 | 0.000 |
| Std Dev | | 0.001 | 0.001 | 0.000 |

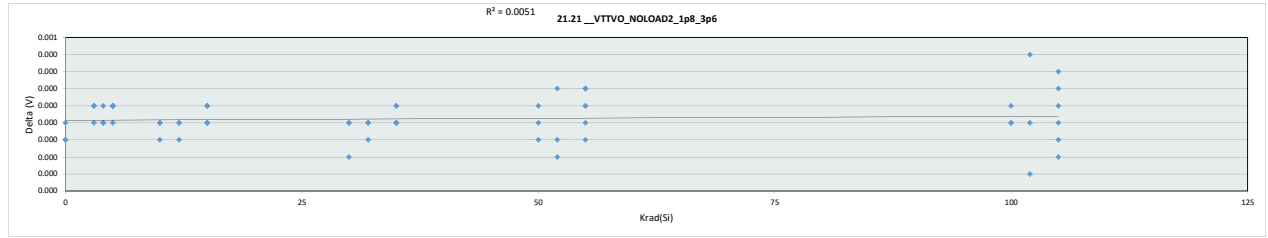


| 20.25_VTTVO_N1A_1p8_3p6 | | | | | | | | | | | | | | | |
|-------------------------|--------|-------------|-------|-------|-------|-------|---------|-------|-------|-------|-------|-------|-------|-------|-------|
| Test Site | Tester | Test Number | Unit | Delta | LL | Min | Average | Max | UL | | | | | | |
| 0 | 3 | 4 | 5 | 10 | 12 | 15 | 30 | 32 | 35 | 50 | 52 | 55 | 100 | 102 | 105 |
| 0.885 | 0.885 | 0.885 | 0.885 | 0.885 | 0.885 | 0.885 | 0.885 | 0.885 | 0.885 | 0.885 | 0.885 | 0.885 | 0.885 | 0.885 | 0.885 |
| 0.917 | 0.918 | 0.917 | 0.915 | 0.916 | 0.918 | 0.917 | 0.918 | 0.917 | 0.918 | 0.915 | 0.917 | 0.917 | 0.915 | 0.916 | 0.916 |
| 0.918 | 0.918 | 0.918 | 0.917 | 0.917 | 0.918 | 0.919 | 0.919 | 0.919 | 0.918 | 0.917 | 0.917 | 0.919 | 0.917 | 0.918 | 0.918 |
| 0.919 | 0.918 | 0.921 | 0.920 | 0.918 | 0.918 | 0.921 | 0.919 | 0.921 | 0.919 | 0.918 | 0.919 | 0.921 | 0.918 | 0.918 | 0.919 |
| 0.930 | 0.930 | 0.930 | 0.930 | 0.930 | 0.930 | 0.930 | 0.930 | 0.930 | 0.930 | 0.930 | 0.930 | 0.930 | 0.930 | 0.930 | 0.930 |

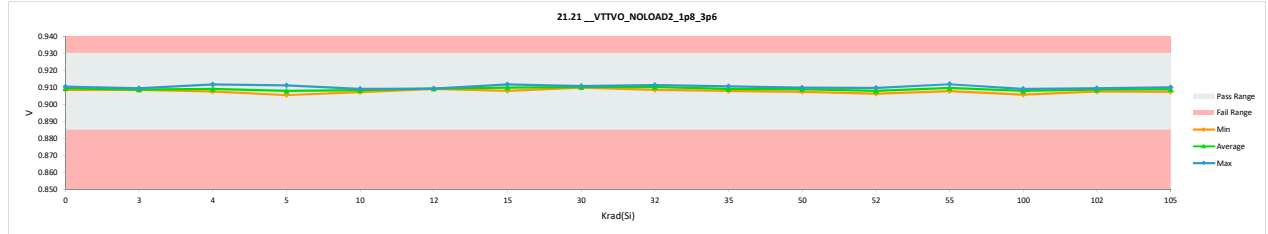


HDR TID Report
TPS7H3302-SP QML CALSS P

| 21.21_VTTVO_NOLOAD2_1p8_3p6 | | | | |
|-----------------------------|----------|-------------|-------|-------|
| Test Site | Tester | Test Number | Unit | Delta |
| | | | V | V |
| Max Limit | | | 0.93 | 0.93 |
| Min Limit | | | 0.885 | 0.885 |
| Krad(Si) | Serial # | PRE | POST | Delta |
| 0 | 775 | 0.909 | 0.908 | 0.000 |
| 0 | 1088 | 0.910 | 0.910 | 0.000 |
| 0 | 1106 | 0.910 | 0.910 | 0.000 |
| 3 | 817 | 0.908 | 0.908 | 0.000 |
| 3 | 825 | 0.908 | 0.908 | 0.000 |
| 3 | 833 | 0.909 | 0.909 | 0.000 |
| 4 | 547 | 0.908 | 0.908 | 0.000 |
| 4 | 645 | 0.908 | 0.908 | 0.000 |
| 4 | 788 | 0.912 | 0.912 | 0.000 |
| 5 | 959 | 0.908 | 0.908 | 0.000 |
| 5 | 991 | 0.906 | 0.906 | 0.000 |
| 5 | 1000 | 0.905 | 0.905 | 0.000 |
| 5 | 1011 | 0.907 | 0.907 | 0.000 |
| 5 | 1087 | 0.911 | 0.911 | 0.000 |
| 5 | 1097 | 0.910 | 0.910 | 0.000 |
| 10 | 180 | 0.909 | 0.909 | 0.000 |
| 10 | 236 | 0.909 | 0.909 | 0.000 |
| 10 | 246 | 0.907 | 0.907 | 0.000 |
| 12 | 190 | 0.909 | 0.909 | 0.000 |
| 12 | 266 | 0.909 | 0.909 | 0.000 |
| 12 | 308 | 0.909 | 0.909 | 0.000 |
| 15 | 848 | 0.911 | 0.911 | 0.000 |
| 15 | 878 | 0.908 | 0.908 | 0.000 |
| 15 | 880 | 0.910 | 0.910 | 0.000 |
| 15 | 942 | 0.910 | 0.910 | 0.000 |
| 15 | 947 | 0.908 | 0.908 | 0.000 |
| 15 | 962 | 0.912 | 0.912 | 0.000 |
| 30 | 1141 | 0.911 | 0.911 | 0.000 |
| 30 | 1242 | 0.910 | 0.910 | 0.000 |
| 30 | 1417 | 0.910 | 0.910 | 0.000 |
| 32 | 1126 | 0.909 | 0.909 | 0.000 |
| 32 | 1165 | 0.911 | 0.911 | 0.000 |
| 32 | 1300 | 0.911 | 0.911 | 0.000 |
| 35 | 376 | 0.910 | 0.910 | 0.000 |
| 35 | 405 | 0.908 | 0.908 | 0.000 |
| 35 | 425 | 0.909 | 0.909 | 0.000 |
| 35 | 492 | 0.908 | 0.908 | 0.000 |
| 35 | 501 | 0.910 | 0.910 | 0.000 |
| 35 | 521 | 0.908 | 0.908 | 0.000 |
| 50 | 300 | 0.908 | 0.907 | 0.000 |
| 50 | 756 | 0.909 | 0.909 | 0.000 |
| 50 | 1100 | 0.910 | 0.910 | 0.000 |
| 52 | 451 | 0.910 | 0.910 | 0.000 |
| 52 | 587 | 0.908 | 0.908 | 0.000 |
| 52 | 956 | 0.906 | 0.906 | 0.000 |
| 55 | 198 | 0.909 | 0.909 | 0.000 |
| 55 | 220 | 0.908 | 0.908 | 0.000 |
| 55 | 665 | 0.908 | 0.908 | 0.000 |
| 55 | 818 | 0.909 | 0.909 | 0.000 |
| 55 | 1057 | 0.912 | 0.912 | 0.000 |
| 55 | 1137 | 0.911 | 0.911 | 0.000 |
| 100 | 448 | 0.906 | 0.906 | 0.000 |
| 100 | 938 | 0.909 | 0.909 | 0.000 |
| 100 | 1051 | 0.909 | 0.909 | 0.000 |
| 102 | 921 | 0.909 | 0.909 | 0.000 |
| 102 | 1113 | 0.909 | 0.909 | 0.000 |
| 102 | 1234 | 0.908 | 0.908 | 0.000 |
| 105 | 194 | 0.909 | 0.909 | 0.000 |
| 105 | 367 | 0.908 | 0.907 | 0.000 |
| 105 | 440 | 0.908 | 0.908 | 0.000 |
| 105 | 477 | 0.910 | 0.910 | 0.000 |
| 105 | 556 | 0.909 | 0.909 | 0.000 |
| 105 | 1213 | 0.909 | 0.909 | 0.000 |
| Max | | 0.912 | 0.912 | 0.000 |
| Average | | 0.909 | 0.909 | 0.000 |
| Min | | 0.905 | 0.905 | 0.000 |
| Std Dev | | 0.001 | 0.001 | 0.000 |

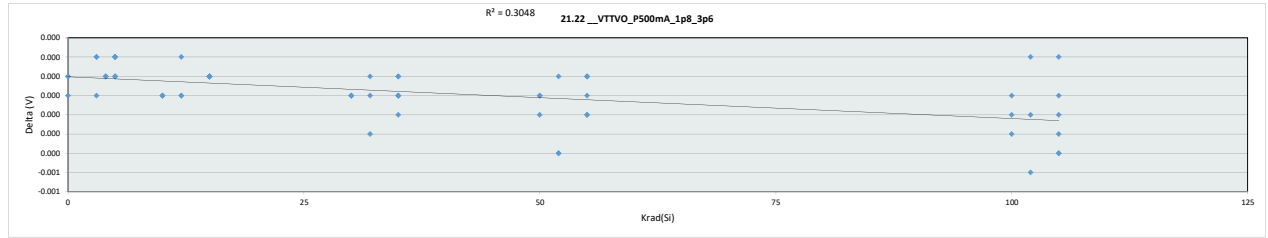


| 21.21_VTTVO_NOLOAD2_1p8 | | | | | | | | | | | | | | | | |
|-------------------------|--------|-------------|-------|-------|-------|-------|-------|-------|-------|-------|-------|-------|-------|-------|-------|-------|
| Test Site | Tester | Test Number | Unit | Delta | | | | | | | | | | | | |
| | | | V | V | | | | | | | | | | | | |
| Max Limit | | | 0.93 | 0.93 | | | | | | | | | | | | |
| Min Limit | | | 0.885 | 0.885 | | | | | | | | | | | | |
| Krad(Si) | 0 | 3 | 4 | 5 | 10 | 12 | 15 | 30 | 32 | 35 | 50 | 52 | 55 | 100 | 102 | 105 |
| LL | 0.885 | 0.885 | 0.885 | 0.885 | 0.885 | 0.885 | 0.885 | 0.885 | 0.885 | 0.885 | 0.885 | 0.885 | 0.885 | 0.885 | 0.885 | 0.885 |
| Min | 0.908 | 0.908 | 0.908 | 0.908 | 0.905 | 0.907 | 0.908 | 0.910 | 0.909 | 0.908 | 0.907 | 0.906 | 0.908 | 0.906 | 0.908 | 0.907 |
| Average | 0.909 | 0.909 | 0.909 | 0.908 | 0.908 | 0.909 | 0.910 | 0.910 | 0.910 | 0.909 | 0.909 | 0.910 | 0.910 | 0.908 | 0.909 | 0.909 |
| Max | 0.910 | 0.909 | 0.912 | 0.911 | 0.909 | 0.909 | 0.912 | 0.911 | 0.911 | 0.911 | 0.910 | 0.910 | 0.912 | 0.909 | 0.909 | 0.910 |
| UL | 0.930 | 0.930 | 0.930 | 0.930 | 0.930 | 0.930 | 0.930 | 0.930 | 0.930 | 0.930 | 0.930 | 0.930 | 0.930 | 0.930 | 0.930 | 0.930 |

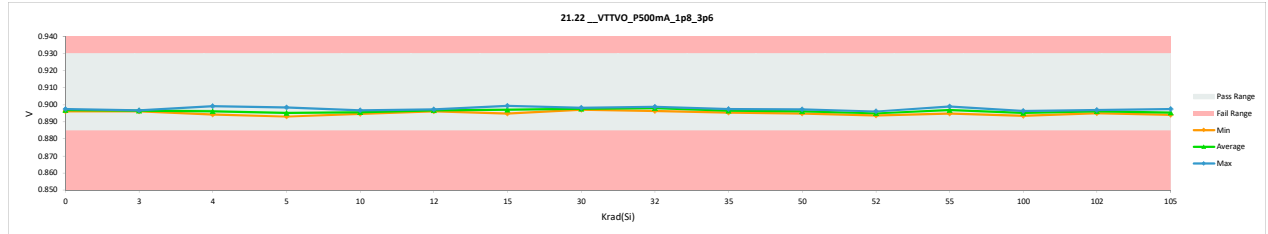


HDR TID Report
TPS7H3302-SP QML CALSS P

| 21.22_VTTVO_P500mA_1p8_3p6 | | | | |
|----------------------------|----------|-------------|-------|-----------|
| Test Site | Tester | Test Number | Unit | Max Limit |
| | | | V | 0.93 |
| | | | V | 0.885 |
| Krad(Si) | Serial # | PRE | POST | Delta |
| 0 | 775 | 0.896 | 0.896 | 0.000 |
| 0 | 1088 | 0.897 | 0.897 | 0.000 |
| 0 | 1106 | 0.898 | 0.897 | 0.000 |
| 3 | 817 | 0.896 | 0.896 | 0.000 |
| 3 | 825 | 0.897 | 0.897 | 0.000 |
| 3 | 833 | 0.897 | 0.897 | 0.000 |
| 4 | 547 | 0.895 | 0.895 | 0.000 |
| 4 | 645 | 0.894 | 0.894 | 0.000 |
| 4 | 788 | 0.899 | 0.899 | 0.000 |
| 5 | 959 | 0.896 | 0.896 | 0.000 |
| 5 | 991 | 0.893 | 0.893 | 0.000 |
| 5 | 1000 | 0.893 | 0.893 | 0.000 |
| 5 | 1011 | 0.894 | 0.894 | 0.000 |
| 5 | 1087 | 0.898 | 0.898 | 0.000 |
| 5 | 1097 | 0.896 | 0.897 | 0.000 |
| 10 | 180 | 0.897 | 0.897 | 0.000 |
| 10 | 236 | 0.896 | 0.896 | 0.000 |
| 10 | 246 | 0.895 | 0.895 | 0.000 |
| 12 | 190 | 0.897 | 0.897 | 0.000 |
| 12 | 266 | 0.896 | 0.896 | 0.000 |
| 12 | 308 | 0.897 | 0.897 | 0.000 |
| 15 | 848 | 0.898 | 0.898 | 0.000 |
| 15 | 878 | 0.895 | 0.895 | 0.000 |
| 15 | 880 | 0.898 | 0.898 | 0.000 |
| 15 | 942 | 0.896 | 0.896 | 0.000 |
| 15 | 947 | 0.896 | 0.896 | 0.000 |
| 15 | 962 | 0.899 | 0.899 | 0.000 |
| 30 | 1141 | 0.898 | 0.898 | 0.000 |
| 30 | 1242 | 0.898 | 0.897 | 0.000 |
| 30 | 1417 | 0.897 | 0.897 | 0.000 |
| 32 | 1126 | 0.897 | 0.896 | 0.000 |
| 32 | 1165 | 0.899 | 0.899 | 0.000 |
| 32 | 1300 | 0.899 | 0.899 | 0.000 |
| 35 | 376 | 0.898 | 0.897 | 0.000 |
| 35 | 405 | 0.896 | 0.896 | 0.000 |
| 35 | 425 | 0.897 | 0.897 | 0.000 |
| 35 | 492 | 0.896 | 0.896 | 0.000 |
| 35 | 501 | 0.898 | 0.897 | 0.000 |
| 35 | 521 | 0.896 | 0.895 | 0.000 |
| 50 | 300 | 0.895 | 0.895 | 0.000 |
| 50 | 756 | 0.897 | 0.897 | 0.000 |
| 50 | 1100 | 0.897 | 0.897 | 0.000 |
| 52 | 451 | 0.896 | 0.896 | 0.000 |
| 52 | 587 | 0.895 | 0.895 | 0.000 |
| 52 | 956 | 0.894 | 0.894 | 0.000 |
| 55 | 198 | 0.897 | 0.897 | 0.000 |
| 55 | 220 | 0.895 | 0.895 | 0.000 |
| 55 | 665 | 0.896 | 0.896 | 0.000 |
| 55 | 818 | 0.897 | 0.896 | 0.000 |
| 55 | 1057 | 0.899 | 0.899 | 0.000 |
| 55 | 1137 | 0.899 | 0.899 | 0.000 |
| 100 | 448 | 0.894 | 0.893 | 0.000 |
| 100 | 938 | 0.896 | 0.896 | 0.000 |
| 100 | 1051 | 0.897 | 0.896 | 0.000 |
| 102 | 921 | 0.897 | 0.897 | 0.000 |
| 102 | 1113 | 0.896 | 0.897 | 0.000 |
| 102 | 1234 | 0.896 | 0.895 | -0.001 |
| 105 | 194 | 0.895 | 0.895 | 0.000 |
| 105 | 367 | 0.895 | 0.894 | 0.000 |
| 105 | 440 | 0.895 | 0.895 | 0.000 |
| 105 | 477 | 0.898 | 0.897 | 0.000 |
| 105 | 556 | 0.896 | 0.895 | 0.000 |
| 105 | 1213 | 0.897 | 0.897 | 0.000 |
| | Max | 0.899 | 0.899 | 0.000 |
| | Average | 0.896 | 0.896 | 0.000 |
| | Min | 0.893 | 0.893 | -0.001 |
| | Std Dev | 0.001 | 0.002 | 0.000 |

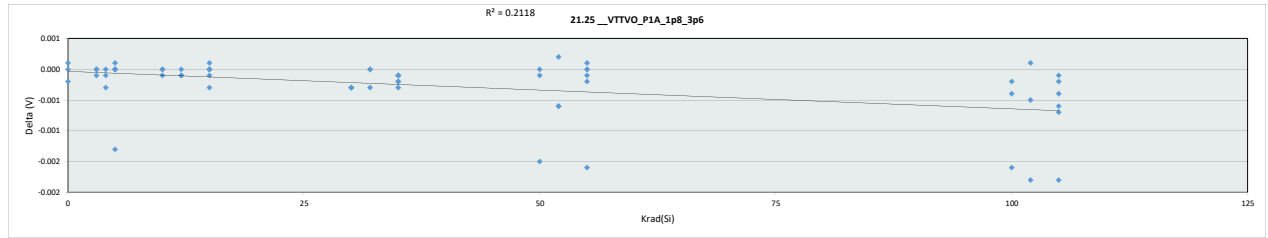


| 21.22_VTTVO_P500mA_1p8_3p6 | | | | | | | | | | | | | | | | |
|----------------------------|--------|-------------|-------|-----------|-----------|-------|-------|-------|-------|-------|-------|-------|-------|-------|-------|-------|
| Test Site | Tester | Test Number | Unit | Max Limit | Min Limit | | | | | | | | | | | |
| | | | V | 0.93 | 0.885 | | | | | | | | | | | |
| | | | V | 0.885 | 0.885 | | | | | | | | | | | |
| Krad(Si) | 0 | 3 | 4 | 5 | 10 | 12 | 15 | 30 | 32 | 35 | 50 | 52 | 55 | 100 | 102 | 105 |
| LL | 0.885 | 0.885 | 0.885 | 0.885 | 0.885 | 0.885 | 0.885 | 0.885 | 0.885 | 0.885 | 0.885 | 0.885 | 0.885 | 0.885 | 0.885 | 0.885 |
| Min | 0.896 | 0.896 | 0.894 | 0.893 | 0.895 | 0.896 | 0.895 | 0.897 | 0.896 | 0.895 | 0.896 | 0.895 | 0.894 | 0.895 | 0.894 | 0.895 |
| Average | 0.897 | 0.897 | 0.896 | 0.895 | 0.896 | 0.897 | 0.897 | 0.898 | 0.898 | 0.897 | 0.896 | 0.895 | 0.897 | 0.895 | 0.896 | 0.896 |
| Max | 0.898 | 0.897 | 0.899 | 0.898 | 0.897 | 0.899 | 0.898 | 0.899 | 0.899 | 0.898 | 0.897 | 0.896 | 0.899 | 0.896 | 0.897 | 0.897 |
| UL | 0.930 | 0.930 | 0.930 | 0.930 | 0.930 | 0.930 | 0.930 | 0.930 | 0.930 | 0.930 | 0.930 | 0.930 | 0.930 | 0.930 | 0.930 | 0.930 |

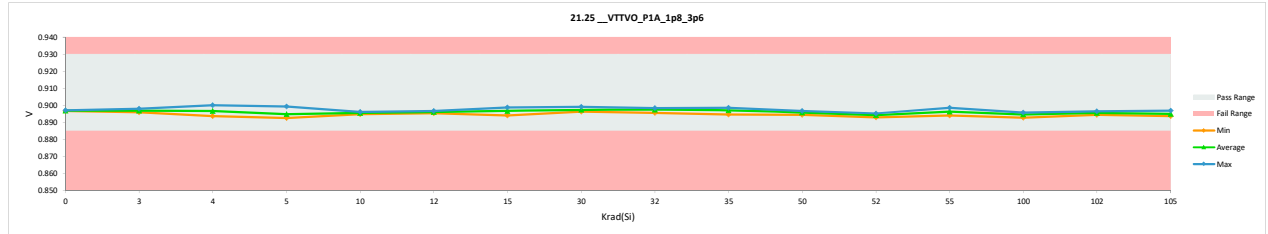


HDR TID Report
TPS7H3302-SP QML CALSS P

| 21.25_VTTVO_P1A_1p8_3p6 | | | | |
|-------------------------|----------|-------------|-------|--------|
| Test Site | Tester | Test Number | Unit | Delta |
| | | | V | V |
| | | | 0.93 | 0.93 |
| | | | 0.885 | 0.885 |
| Krad(Si) | Serial # | PRE | POST | Delta |
| 0 | 775 | 0.897 | 0.897 | 0.000 |
| 0 | 1088 | 0.897 | 0.897 | 0.000 |
| 0 | 1106 | 0.897 | 0.897 | 0.000 |
| 3 | 817 | 0.897 | 0.897 | 0.000 |
| 3 | 825 | 0.896 | 0.896 | 0.000 |
| 3 | 833 | 0.898 | 0.898 | 0.000 |
| 4 | 847 | 0.896 | 0.896 | 0.000 |
| 4 | 645 | 0.894 | 0.894 | 0.000 |
| 4 | 788 | 0.900 | 0.900 | 0.000 |
| 5 | 959 | 0.895 | 0.895 | 0.000 |
| 5 | 991 | 0.894 | 0.893 | -0.001 |
| 5 | 1000 | 0.892 | 0.892 | 0.000 |
| 5 | 1011 | 0.893 | 0.893 | 0.000 |
| 5 | 1087 | 0.899 | 0.899 | 0.000 |
| 5 | 1097 | 0.896 | 0.896 | 0.000 |
| 10 | 180 | 0.896 | 0.896 | 0.000 |
| 10 | 236 | 0.895 | 0.895 | 0.000 |
| 10 | 246 | 0.896 | 0.896 | 0.000 |
| 12 | 190 | 0.897 | 0.897 | 0.000 |
| 12 | 266 | 0.896 | 0.895 | 0.000 |
| 12 | 308 | 0.896 | 0.896 | 0.000 |
| 15 | 848 | 0.899 | 0.899 | 0.000 |
| 15 | 878 | 0.894 | 0.894 | 0.000 |
| 15 | 880 | 0.897 | 0.897 | 0.000 |
| 15 | 942 | 0.896 | 0.896 | 0.000 |
| 15 | 947 | 0.895 | 0.895 | 0.000 |
| 15 | 962 | 0.898 | 0.898 | 0.000 |
| 30 | 1141 | 0.899 | 0.899 | 0.000 |
| 30 | 1242 | 0.897 | 0.897 | 0.000 |
| 30 | 1417 | 0.897 | 0.896 | 0.000 |
| 32 | 1126 | 0.896 | 0.896 | 0.000 |
| 32 | 1165 | 0.898 | 0.898 | 0.000 |
| 32 | 1300 | 0.898 | 0.898 | 0.000 |
| 35 | 376 | 0.899 | 0.899 | 0.000 |
| 35 | 405 | 0.897 | 0.897 | 0.000 |
| 35 | 425 | 0.898 | 0.898 | 0.000 |
| 35 | 492 | 0.897 | 0.897 | 0.000 |
| 35 | 501 | 0.897 | 0.897 | 0.000 |
| 35 | 521 | 0.895 | 0.895 | 0.000 |
| 50 | 300 | 0.896 | 0.894 | -0.002 |
| 50 | 756 | 0.896 | 0.896 | 0.000 |
| 50 | 1100 | 0.897 | 0.897 | 0.000 |
| 52 | 451 | 0.896 | 0.895 | -0.001 |
| 52 | 587 | 0.894 | 0.895 | 0.000 |
| 52 | 956 | 0.893 | 0.893 | -0.001 |
| 55 | 198 | 0.897 | 0.897 | 0.000 |
| 55 | 220 | 0.894 | 0.894 | 0.000 |
| 55 | 665 | 0.895 | 0.895 | 0.000 |
| 55 | 818 | 0.896 | 0.896 | 0.000 |
| 55 | 1057 | 0.898 | 0.898 | 0.000 |
| 55 | 1137 | 0.900 | 0.899 | -0.002 |
| 100 | 448 | 0.893 | 0.893 | 0.000 |
| 100 | 938 | 0.896 | 0.895 | 0.000 |
| 100 | 1051 | 0.897 | 0.896 | -0.002 |
| 102 | 921 | 0.898 | 0.896 | -0.002 |
| 102 | 1113 | 0.896 | 0.896 | 0.000 |
| 102 | 1234 | 0.895 | 0.894 | -0.001 |
| 105 | 194 | 0.894 | 0.894 | 0.000 |
| 105 | 367 | 0.896 | 0.895 | -0.001 |
| 105 | 440 | 0.894 | 0.894 | 0.000 |
| 105 | 477 | 0.899 | 0.897 | -0.002 |
| 105 | 556 | 0.895 | 0.894 | 0.000 |
| 105 | 1213 | 0.896 | 0.896 | 0.000 |
| | Max | 0.900 | 0.900 | 0.000 |
| | Average | 0.896 | 0.896 | 0.000 |
| | Min | 0.892 | 0.892 | -0.002 |
| | Std Dev | 0.002 | 0.002 | 0.000 |

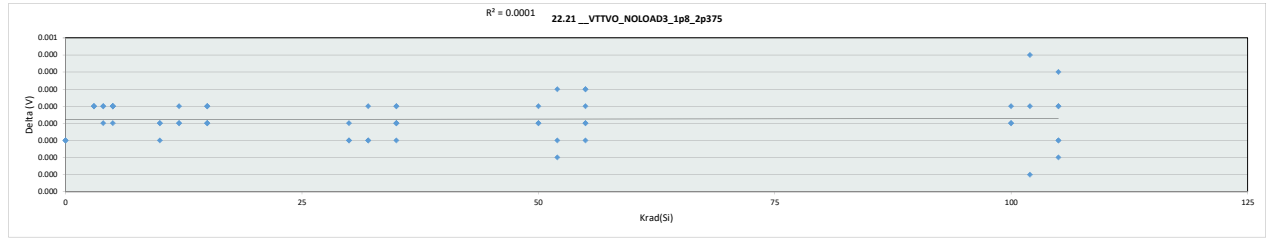


| 21.25_VTTVO_P1A_1p8_3p6 | | | | | | | | | | | | | | | | |
|-------------------------|--------|-------------|-------|-------|-------|-------|-------|-------|-------|-------|-------|-------|-------|-------|-------|-------|
| Test Site | Tester | Test Number | Unit | Delta | | | | | | | | | | | | |
| | | | V | V | | | | | | | | | | | | |
| | | | 0.93 | 0.93 | | | | | | | | | | | | |
| | | | 0.885 | 0.885 | | | | | | | | | | | | |
| Krad(Si) | 0 | 3 | 4 | 5 | 10 | 12 | 15 | 30 | 32 | 35 | 50 | 52 | 55 | 100 | 102 | 105 |
| LL | 0.885 | 0.885 | 0.885 | 0.885 | 0.885 | 0.885 | 0.885 | 0.885 | 0.885 | 0.885 | 0.885 | 0.885 | 0.885 | 0.885 | 0.885 | 0.885 |
| Min | 0.897 | 0.896 | 0.894 | 0.893 | 0.895 | 0.895 | 0.894 | 0.896 | 0.896 | 0.895 | 0.894 | 0.893 | 0.894 | 0.893 | 0.894 | 0.894 |
| Average | 0.897 | 0.897 | 0.897 | 0.895 | 0.895 | 0.896 | 0.897 | 0.897 | 0.897 | 0.897 | 0.896 | 0.894 | 0.896 | 0.895 | 0.896 | 0.895 |
| Max | 0.897 | 0.896 | 0.900 | 0.899 | 0.896 | 0.897 | 0.899 | 0.899 | 0.898 | 0.899 | 0.897 | 0.895 | 0.899 | 0.896 | 0.897 | 0.897 |
| UL | 0.930 | 0.930 | 0.930 | 0.930 | 0.930 | 0.930 | 0.930 | 0.930 | 0.930 | 0.930 | 0.930 | 0.930 | 0.930 | 0.930 | 0.930 | 0.930 |

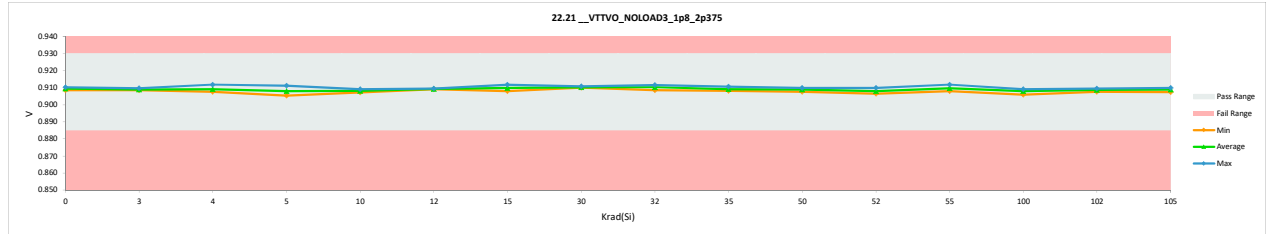


HDR TID Report
TPS7H3302-SP QML CALSS P

| 22.21_VTTVO_NOLOAD3_1p8_2p375 | | | | |
|-------------------------------|----------|-------------|-------|-------|
| Test Site | Tester | Test Number | Unit | |
| | | | V | V |
| Max Limit | | | 0.93 | 0.93 |
| Min Limit | | | 0.885 | 0.885 |
| Krad(Si) | Serial # | PRE | POST | Delta |
| 0 | 775 | 0.909 | 0.909 | 0.000 |
| 0 | 1088 | 0.910 | 0.910 | 0.000 |
| 0 | 1106 | 0.910 | 0.910 | 0.000 |
| 3 | 817 | 0.908 | 0.909 | 0.000 |
| 3 | 825 | 0.908 | 0.909 | 0.000 |
| 3 | 833 | 0.910 | 0.910 | 0.000 |
| 4 | 547 | 0.908 | 0.908 | 0.000 |
| 4 | 645 | 0.908 | 0.908 | 0.000 |
| 4 | 788 | 0.912 | 0.912 | 0.000 |
| 5 | 959 | 0.908 | 0.908 | 0.000 |
| 5 | 991 | 0.906 | 0.906 | 0.000 |
| 5 | 1000 | 0.905 | 0.905 | 0.000 |
| 5 | 1011 | 0.907 | 0.907 | 0.000 |
| 5 | 1087 | 0.911 | 0.911 | 0.000 |
| 5 | 1097 | 0.910 | 0.910 | 0.000 |
| 10 | 180 | 0.909 | 0.909 | 0.000 |
| 10 | 236 | 0.909 | 0.909 | 0.000 |
| 10 | 246 | 0.907 | 0.907 | 0.000 |
| 12 | 190 | 0.909 | 0.909 | 0.000 |
| 12 | 266 | 0.909 | 0.909 | 0.000 |
| 12 | 308 | 0.909 | 0.909 | 0.000 |
| 15 | 848 | 0.911 | 0.911 | 0.000 |
| 15 | 878 | 0.908 | 0.908 | 0.000 |
| 15 | 880 | 0.910 | 0.910 | 0.000 |
| 15 | 942 | 0.910 | 0.910 | 0.000 |
| 15 | 947 | 0.908 | 0.908 | 0.000 |
| 15 | 962 | 0.912 | 0.912 | 0.000 |
| 30 | 1141 | 0.911 | 0.911 | 0.000 |
| 30 | 1242 | 0.910 | 0.910 | 0.000 |
| 30 | 1417 | 0.910 | 0.910 | 0.000 |
| 32 | 1126 | 0.909 | 0.909 | 0.000 |
| 32 | 1165 | 0.911 | 0.911 | 0.000 |
| 32 | 1300 | 0.911 | 0.911 | 0.000 |
| 35 | 376 | 0.910 | 0.910 | 0.000 |
| 35 | 405 | 0.908 | 0.908 | 0.000 |
| 35 | 425 | 0.909 | 0.909 | 0.000 |
| 35 | 492 | 0.908 | 0.908 | 0.000 |
| 35 | 501 | 0.910 | 0.911 | 0.000 |
| 35 | 521 | 0.909 | 0.908 | 0.000 |
| 50 | 300 | 0.908 | 0.908 | 0.000 |
| 50 | 756 | 0.909 | 0.909 | 0.000 |
| 50 | 1100 | 0.910 | 0.910 | 0.000 |
| 52 | 451 | 0.910 | 0.910 | 0.000 |
| 52 | 587 | 0.908 | 0.908 | 0.000 |
| 52 | 956 | 0.906 | 0.906 | 0.000 |
| 55 | 198 | 0.909 | 0.909 | 0.000 |
| 55 | 220 | 0.908 | 0.908 | 0.000 |
| 55 | 665 | 0.908 | 0.908 | 0.000 |
| 55 | 818 | 0.909 | 0.910 | 0.000 |
| 55 | 1057 | 0.912 | 0.912 | 0.000 |
| 55 | 1137 | 0.911 | 0.911 | 0.000 |
| 100 | 448 | 0.906 | 0.906 | 0.000 |
| 100 | 938 | 0.909 | 0.909 | 0.000 |
| 100 | 1051 | 0.909 | 0.909 | 0.000 |
| 102 | 921 | 0.909 | 0.909 | 0.000 |
| 102 | 1113 | 0.909 | 0.910 | 0.000 |
| 102 | 1234 | 0.908 | 0.908 | 0.000 |
| 105 | 194 | 0.909 | 0.909 | 0.000 |
| 105 | 367 | 0.908 | 0.907 | 0.000 |
| 105 | 440 | 0.908 | 0.908 | 0.000 |
| 105 | 477 | 0.910 | 0.910 | 0.000 |
| 105 | 556 | 0.909 | 0.909 | 0.000 |
| 105 | 1213 | 0.909 | 0.909 | 0.000 |
| Max | | 0.912 | 0.912 | 0.000 |
| Average | | 0.909 | 0.909 | 0.000 |
| Min | | 0.905 | 0.905 | 0.000 |
| Std Dev | | 0.001 | 0.001 | 0.000 |

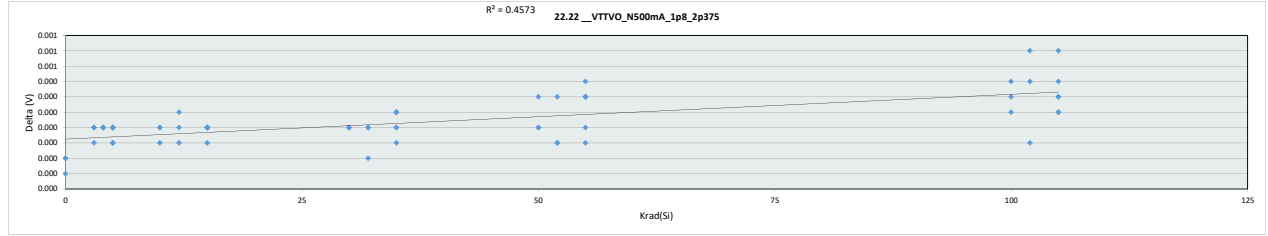


| 22.21_VTTVO_NOLOAD3_1p8 | | | | | | | | | | | | | | | | |
|-------------------------|--------|-------------|-------|-------|-------|-------|-------|-------|-------|-------|-------|-------|-------|-------|-------|-------|
| Test Site | Tester | Test Number | Unit | | | | | | | | | | | | | |
| Max Limit | | | 0.93 | V | | | | | | | | | | | | |
| Min Limit | | | 0.885 | V | | | | | | | | | | | | |
| Krad(Si) | 0 | 3 | 4 | 5 | 10 | 12 | 15 | 30 | 32 | 35 | 50 | 52 | 55 | 100 | 102 | 105 |
| LL | 0.885 | 0.885 | 0.885 | 0.885 | 0.885 | 0.885 | 0.885 | 0.885 | 0.885 | 0.885 | 0.885 | 0.885 | 0.885 | 0.885 | 0.885 | 0.885 |
| Min | 0.909 | 0.909 | 0.908 | 0.905 | 0.907 | 0.909 | 0.908 | 0.910 | 0.909 | 0.908 | 0.908 | 0.906 | 0.908 | 0.906 | 0.908 | 0.907 |
| Average | 0.909 | 0.909 | 0.909 | 0.908 | 0.908 | 0.909 | 0.910 | 0.910 | 0.910 | 0.909 | 0.909 | 0.908 | 0.910 | 0.908 | 0.909 | 0.909 |
| Max | 0.910 | 0.910 | 0.912 | 0.911 | 0.909 | 0.909 | 0.912 | 0.911 | 0.912 | 0.911 | 0.910 | 0.910 | 0.912 | 0.909 | 0.910 | 0.910 |
| UL | 0.930 | 0.930 | 0.930 | 0.930 | 0.930 | 0.930 | 0.930 | 0.930 | 0.930 | 0.930 | 0.930 | 0.930 | 0.930 | 0.930 | 0.930 | 0.930 |

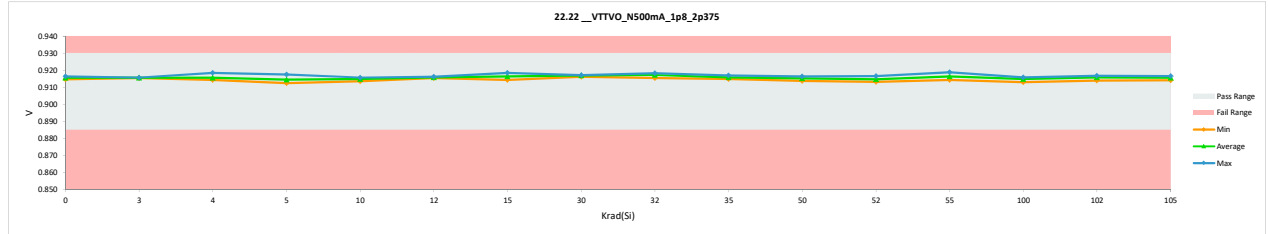


HDR TID Report
TPS7H3302-SP QML CALSS P

| 22.22_VTTVO_N500mA_1p8_2p375 | | | | |
|------------------------------|----------|-------|-------|-------|
| Test Site | Serial # | PRE | POST | Delta |
| Tester | | | | |
| Test Number | | | | |
| Unit | V | V | | |
| Max Limit | 0.93 | 0.93 | | |
| Min Limit | 0.885 | 0.885 | | |
| Krad(Si) | 0 | 0.915 | 0.915 | 0.000 |
| 0 | 1088 | 0.916 | 0.916 | 0.000 |
| 0 | 1106 | 0.916 | 0.916 | 0.000 |
| 3 | 817 | 0.915 | 0.915 | 0.000 |
| 3 | 825 | 0.916 | 0.916 | 0.000 |
| 3 | 833 | 0.916 | 0.916 | 0.000 |
| 4 | 847 | 0.914 | 0.914 | 0.000 |
| 4 | 645 | 0.914 | 0.914 | 0.000 |
| 4 | 788 | 0.918 | 0.918 | 0.000 |
| 5 | 959 | 0.915 | 0.915 | 0.000 |
| 5 | 991 | 0.912 | 0.913 | 0.000 |
| 5 | 1000 | 0.912 | 0.912 | 0.000 |
| 5 | 1011 | 0.914 | 0.914 | 0.000 |
| 5 | 1087 | 0.917 | 0.918 | 0.000 |
| 5 | 1097 | 0.916 | 0.916 | 0.000 |
| 10 | 180 | 0.915 | 0.915 | 0.000 |
| 10 | 236 | 0.916 | 0.916 | 0.000 |
| 10 | 246 | 0.914 | 0.914 | 0.000 |
| 12 | 190 | 0.916 | 0.916 | 0.000 |
| 12 | 266 | 0.915 | 0.915 | 0.000 |
| 12 | 308 | 0.915 | 0.915 | 0.000 |
| 15 | 848 | 0.918 | 0.918 | 0.000 |
| 15 | 878 | 0.914 | 0.914 | 0.000 |
| 15 | 880 | 0.917 | 0.917 | 0.000 |
| 15 | 942 | 0.916 | 0.916 | 0.000 |
| 15 | 947 | 0.915 | 0.915 | 0.000 |
| 15 | 962 | 0.918 | 0.919 | 0.000 |
| 30 | 1141 | 0.917 | 0.917 | 0.000 |
| 30 | 1242 | 0.916 | 0.916 | 0.000 |
| 30 | 1417 | 0.917 | 0.917 | 0.000 |
| 32 | 1126 | 0.915 | 0.915 | 0.000 |
| 32 | 1165 | 0.918 | 0.918 | 0.000 |
| 32 | 1300 | 0.918 | 0.918 | 0.000 |
| 35 | 376 | 0.916 | 0.916 | 0.000 |
| 35 | 405 | 0.915 | 0.915 | 0.000 |
| 35 | 425 | 0.916 | 0.916 | 0.000 |
| 35 | 492 | 0.915 | 0.915 | 0.000 |
| 35 | 501 | 0.917 | 0.917 | 0.000 |
| 35 | 521 | 0.915 | 0.915 | 0.000 |
| 50 | 300 | 0.914 | 0.914 | 0.000 |
| 50 | 756 | 0.915 | 0.916 | 0.000 |
| 50 | 1100 | 0.916 | 0.916 | 0.000 |
| 52 | 451 | 0.917 | 0.917 | 0.000 |
| 52 | 587 | 0.914 | 0.914 | 0.000 |
| 52 | 956 | 0.913 | 0.913 | 0.000 |
| 55 | 198 | 0.916 | 0.916 | 0.000 |
| 55 | 220 | 0.914 | 0.914 | 0.000 |
| 55 | 665 | 0.915 | 0.915 | 0.000 |
| 55 | 818 | 0.916 | 0.916 | 0.000 |
| 55 | 1057 | 0.919 | 0.919 | 0.000 |
| 55 | 1137 | 0.918 | 0.918 | 0.000 |
| 100 | 448 | 0.913 | 0.913 | 0.000 |
| 100 | 938 | 0.915 | 0.916 | 0.000 |
| 100 | 1051 | 0.915 | 0.915 | 0.000 |
| 102 | 921 | 0.916 | 0.917 | 0.000 |
| 102 | 1113 | 0.916 | 0.917 | 0.001 |
| 102 | 1234 | 0.914 | 0.914 | 0.000 |
| 105 | 194 | 0.916 | 0.916 | 0.000 |
| 105 | 367 | 0.914 | 0.914 | 0.000 |
| 105 | 440 | 0.914 | 0.915 | 0.001 |
| 105 | 477 | 0.916 | 0.916 | 0.000 |
| 105 | 556 | 0.916 | 0.916 | 0.000 |
| 105 | 1213 | 0.916 | 0.916 | 0.000 |
| Max | | 0.919 | 0.919 | 0.001 |
| Average | | 0.916 | 0.916 | 0.000 |
| Min | | 0.912 | 0.912 | 0.000 |
| Std Dev | | 0.001 | 0.001 | 0.000 |

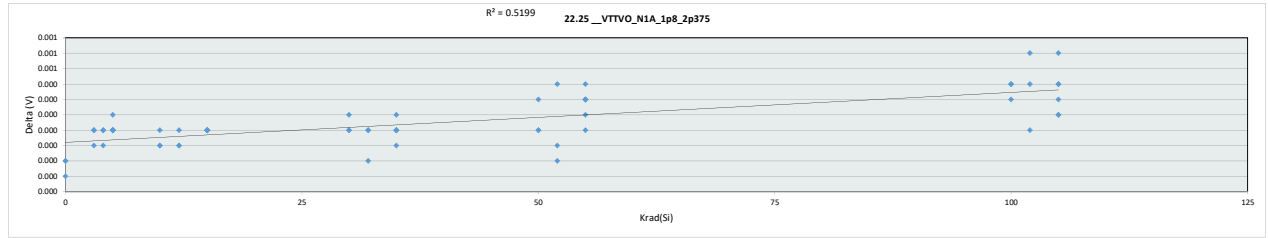


| 22.22_VTTVO_N500mA_1p8 | | | | | | | | | | |
|------------------------|----------|-------|-------|-------|--|--|--|--|--|--|
| Test Site | Serial # | PRE | POST | Delta | | | | | | |
| Tester | | | | | | | | | | |
| Test Number | | | | | | | | | | |
| Unit | V | V | | | | | | | | |
| Max Limit | 0.93 | 0.93 | | | | | | | | |
| Min Limit | 0.885 | 0.885 | | | | | | | | |
| Krad(Si) | 0 | 0.885 | 0.885 | 0.000 | | | | | | |
| 3 | 0.915 | 0.915 | 0.000 | | | | | | | |
| 4 | 0.914 | 0.914 | 0.000 | | | | | | | |
| 5 | 0.912 | 0.912 | 0.000 | | | | | | | |
| 10 | 0.912 | 0.912 | 0.000 | | | | | | | |
| 12 | 0.916 | 0.916 | 0.000 | | | | | | | |
| 15 | 0.914 | 0.914 | 0.000 | | | | | | | |
| 30 | 0.916 | 0.916 | 0.000 | | | | | | | |
| 32 | 0.915 | 0.915 | 0.000 | | | | | | | |
| 35 | 0.915 | 0.915 | 0.000 | | | | | | | |
| 50 | 0.914 | 0.914 | 0.000 | | | | | | | |
| 52 | 0.913 | 0.913 | 0.000 | | | | | | | |
| 55 | 0.914 | 0.914 | 0.000 | | | | | | | |
| 100 | 0.913 | 0.913 | 0.000 | | | | | | | |
| 102 | 0.913 | 0.913 | 0.000 | | | | | | | |
| 105 | 0.914 | 0.914 | 0.000 | | | | | | | |

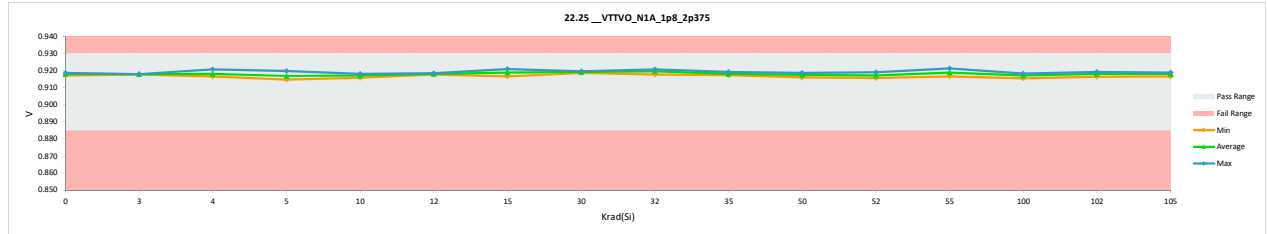


HDR TID Report
TPS7H3302-SP QML CALSS P

| 22.25_VTTVO_N1A_1p8_2p375 | | | | |
|---------------------------|----------|-------------|-------|-----------|
| Test Site | Tester | Test Number | Unit | Max Limit |
| | | | V | 0.93 |
| | | | V | 0.885 |
| Krad(Si) | Serial # | PRE | POST | Delta |
| 0 | 775 | 0.917 | 0.917 | 0.000 |
| 0 | 1088 | 0.919 | 0.919 | 0.000 |
| 0 | 1106 | 0.919 | 0.919 | 0.000 |
| 3 | 817 | 0.918 | 0.918 | 0.000 |
| 3 | 825 | 0.918 | 0.918 | 0.000 |
| 3 | 833 | 0.918 | 0.918 | 0.000 |
| 4 | 847 | 0.917 | 0.917 | 0.000 |
| 4 | 645 | 0.917 | 0.917 | 0.000 |
| 4 | 788 | 0.921 | 0.921 | 0.000 |
| 5 | 959 | 0.917 | 0.917 | 0.000 |
| 5 | 991 | 0.915 | 0.915 | 0.000 |
| 5 | 1000 | 0.915 | 0.915 | 0.000 |
| 5 | 1011 | 0.916 | 0.916 | 0.000 |
| 5 | 1087 | 0.920 | 0.920 | 0.000 |
| 5 | 1097 | 0.918 | 0.918 | 0.000 |
| 10 | 180 | 0.917 | 0.917 | 0.000 |
| 10 | 236 | 0.918 | 0.918 | 0.000 |
| 10 | 246 | 0.916 | 0.916 | 0.000 |
| 12 | 190 | 0.918 | 0.919 | 0.000 |
| 12 | 266 | 0.918 | 0.918 | 0.000 |
| 12 | 308 | 0.918 | 0.918 | 0.000 |
| 15 | 848 | 0.920 | 0.920 | 0.000 |
| 15 | 878 | 0.917 | 0.917 | 0.000 |
| 15 | 880 | 0.919 | 0.919 | 0.000 |
| 15 | 942 | 0.919 | 0.919 | 0.000 |
| 15 | 947 | 0.918 | 0.918 | 0.000 |
| 15 | 962 | 0.921 | 0.921 | 0.000 |
| 30 | 1141 | 0.919 | 0.920 | 0.000 |
| 30 | 1242 | 0.918 | 0.919 | 0.000 |
| 30 | 1417 | 0.919 | 0.920 | 0.000 |
| 32 | 1126 | 0.918 | 0.918 | 0.000 |
| 32 | 1165 | 0.920 | 0.920 | 0.000 |
| 32 | 1300 | 0.921 | 0.921 | 0.000 |
| 35 | 376 | 0.919 | 0.919 | 0.000 |
| 35 | 405 | 0.918 | 0.918 | 0.000 |
| 35 | 425 | 0.918 | 0.918 | 0.000 |
| 35 | 492 | 0.917 | 0.917 | 0.000 |
| 35 | 501 | 0.919 | 0.919 | 0.000 |
| 35 | 521 | 0.917 | 0.917 | 0.000 |
| 50 | 300 | 0.916 | 0.916 | 0.000 |
| 50 | 756 | 0.918 | 0.918 | 0.000 |
| 50 | 1100 | 0.919 | 0.919 | 0.000 |
| 52 | 451 | 0.919 | 0.919 | 0.000 |
| 52 | 587 | 0.916 | 0.917 | 0.000 |
| 52 | 956 | 0.916 | 0.916 | 0.000 |
| 55 | 198 | 0.918 | 0.919 | 0.000 |
| 55 | 220 | 0.916 | 0.917 | 0.000 |
| 55 | 665 | 0.917 | 0.918 | 0.000 |
| 55 | 818 | 0.918 | 0.919 | 0.000 |
| 55 | 1057 | 0.921 | 0.921 | 0.000 |
| 55 | 1137 | 0.920 | 0.920 | 0.000 |
| 100 | 448 | 0.915 | 0.915 | 0.000 |
| 100 | 938 | 0.918 | 0.918 | 0.000 |
| 100 | 1051 | 0.918 | 0.918 | 0.000 |
| 102 | 921 | 0.919 | 0.919 | 0.000 |
| 102 | 1113 | 0.919 | 0.919 | 0.001 |
| 102 | 1234 | 0.916 | 0.916 | 0.000 |
| 105 | 194 | 0.918 | 0.919 | 0.000 |
| 105 | 367 | 0.916 | 0.917 | 0.000 |
| 105 | 440 | 0.917 | 0.917 | 0.001 |
| 105 | 477 | 0.919 | 0.919 | 0.000 |
| 105 | 556 | 0.918 | 0.919 | 0.000 |
| 105 | 1213 | 0.918 | 0.918 | 0.000 |
| | Max | 0.921 | 0.921 | 0.001 |
| | Average | 0.918 | 0.918 | 0.000 |
| | Min | 0.915 | 0.915 | 0.000 |
| | Std Dev | 0.001 | 0.001 | 0.000 |

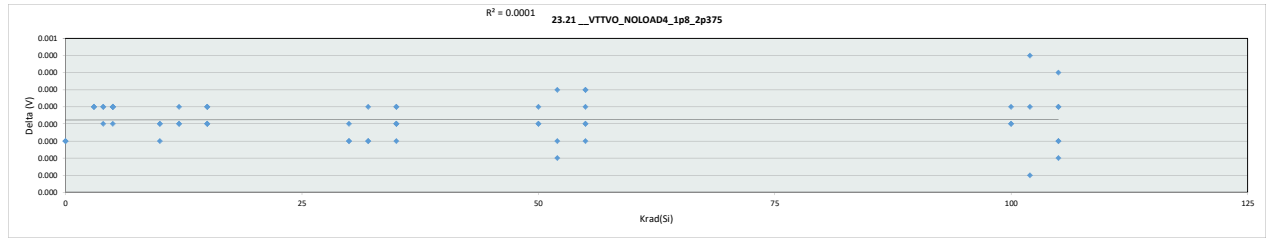


| 22.25_VTTVO_N1A_1p8_2p375 | | | | | | | | | | | | | |
|---------------------------|--------|-------------|---------|-----------|-----------|--|--|--|--|--|--|--|--|
| Test Site | Tester | Test Number | Unit | Max Limit | Min Limit | | | | | | | | |
| | | | V | 0.93 | 0.885 | | | | | | | | |
| | | | V | 0.93 | 0.885 | | | | | | | | |
| Krad(Si) | LL | Min | Average | Max | UL | | | | | | | | |
| 0 | 0.885 | 0.917 | 0.918 | 0.919 | 0.930 | | | | | | | | |
| 3 | 0.885 | 0.918 | 0.918 | 0.918 | 0.930 | | | | | | | | |
| 4 | 0.885 | 0.917 | 0.918 | 0.921 | 0.930 | | | | | | | | |
| 5 | 0.885 | 0.915 | 0.917 | 0.920 | 0.930 | | | | | | | | |
| 10 | 0.885 | 0.916 | 0.917 | 0.918 | 0.930 | | | | | | | | |
| 12 | 0.885 | 0.918 | 0.918 | 0.919 | 0.930 | | | | | | | | |
| 15 | 0.885 | 0.917 | 0.919 | 0.921 | 0.930 | | | | | | | | |
| 30 | 0.885 | 0.919 | 0.919 | 0.920 | 0.930 | | | | | | | | |
| 32 | 0.885 | 0.918 | 0.918 | 0.919 | 0.930 | | | | | | | | |
| 35 | 0.885 | 0.917 | 0.918 | 0.919 | 0.930 | | | | | | | | |
| 50 | 0.885 | 0.916 | 0.917 | 0.919 | 0.930 | | | | | | | | |
| 52 | 0.885 | 0.916 | 0.917 | 0.919 | 0.930 | | | | | | | | |
| 55 | 0.885 | 0.917 | 0.919 | 0.921 | 0.930 | | | | | | | | |
| 100 | 0.885 | 0.916 | 0.917 | 0.918 | 0.930 | | | | | | | | |
| 102 | 0.885 | 0.916 | 0.916 | 0.918 | 0.930 | | | | | | | | |
| 105 | 0.885 | 0.917 | 0.918 | 0.919 | 0.930 | | | | | | | | |

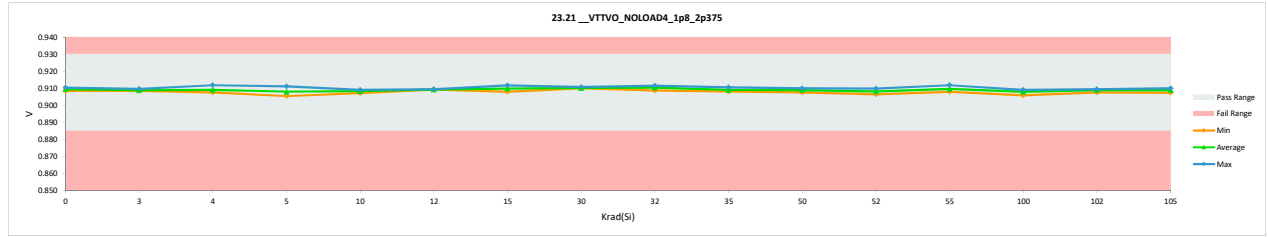


HDR TID Report
TPS7H3302-SP QML CALSS P

| 23.21_VTTVO_NOLOAD4_1p8_2p375 | | | | |
|-------------------------------|----------|-------------|-------|-------|
| Test Site | Tester | Test Number | Unit | |
| | | | V | V |
| Max Limit | | | 0.93 | 0.93 |
| Min Limit | | | 0.885 | 0.885 |
| Krad(Si) | Serial # | PRE | POST | Delta |
| 0 | 775 | 0.909 | 0.909 | 0.000 |
| 0 | 1088 | 0.910 | 0.910 | 0.000 |
| 0 | 1106 | 0.910 | 0.910 | 0.000 |
| 3 | 817 | 0.908 | 0.909 | 0.000 |
| 3 | 825 | 0.908 | 0.909 | 0.000 |
| 3 | 833 | 0.910 | 0.910 | 0.000 |
| 4 | 547 | 0.908 | 0.908 | 0.000 |
| 4 | 645 | 0.908 | 0.908 | 0.000 |
| 4 | 788 | 0.912 | 0.912 | 0.000 |
| 5 | 959 | 0.908 | 0.908 | 0.000 |
| 5 | 991 | 0.906 | 0.906 | 0.000 |
| 5 | 1000 | 0.905 | 0.905 | 0.000 |
| 5 | 1011 | 0.907 | 0.907 | 0.000 |
| 5 | 1087 | 0.911 | 0.911 | 0.000 |
| 5 | 1097 | 0.910 | 0.910 | 0.000 |
| 10 | 180 | 0.909 | 0.909 | 0.000 |
| 10 | 236 | 0.909 | 0.909 | 0.000 |
| 10 | 246 | 0.907 | 0.907 | 0.000 |
| 12 | 190 | 0.909 | 0.909 | 0.000 |
| 12 | 266 | 0.909 | 0.909 | 0.000 |
| 12 | 308 | 0.909 | 0.909 | 0.000 |
| 15 | 848 | 0.911 | 0.911 | 0.000 |
| 15 | 878 | 0.908 | 0.908 | 0.000 |
| 15 | 880 | 0.910 | 0.910 | 0.000 |
| 15 | 942 | 0.910 | 0.910 | 0.000 |
| 15 | 947 | 0.908 | 0.908 | 0.000 |
| 15 | 962 | 0.912 | 0.912 | 0.000 |
| 30 | 1141 | 0.911 | 0.911 | 0.000 |
| 30 | 1242 | 0.910 | 0.910 | 0.000 |
| 30 | 1417 | 0.910 | 0.910 | 0.000 |
| 32 | 1126 | 0.909 | 0.909 | 0.000 |
| 32 | 1165 | 0.911 | 0.911 | 0.000 |
| 32 | 1300 | 0.911 | 0.911 | 0.000 |
| 35 | 376 | 0.910 | 0.910 | 0.000 |
| 35 | 405 | 0.908 | 0.908 | 0.000 |
| 35 | 425 | 0.909 | 0.909 | 0.000 |
| 35 | 492 | 0.908 | 0.908 | 0.000 |
| 35 | 501 | 0.910 | 0.911 | 0.000 |
| 35 | 521 | 0.909 | 0.908 | 0.000 |
| 50 | 300 | 0.908 | 0.908 | 0.000 |
| 50 | 756 | 0.909 | 0.909 | 0.000 |
| 50 | 1100 | 0.910 | 0.910 | 0.000 |
| 52 | 451 | 0.910 | 0.910 | 0.000 |
| 52 | 587 | 0.908 | 0.908 | 0.000 |
| 52 | 956 | 0.906 | 0.906 | 0.000 |
| 55 | 198 | 0.909 | 0.909 | 0.000 |
| 55 | 220 | 0.908 | 0.908 | 0.000 |
| 55 | 665 | 0.908 | 0.908 | 0.000 |
| 55 | 818 | 0.909 | 0.910 | 0.000 |
| 55 | 1057 | 0.912 | 0.912 | 0.000 |
| 55 | 1137 | 0.911 | 0.911 | 0.000 |
| 100 | 448 | 0.906 | 0.906 | 0.000 |
| 100 | 938 | 0.909 | 0.909 | 0.000 |
| 100 | 1051 | 0.909 | 0.909 | 0.000 |
| 102 | 921 | 0.909 | 0.909 | 0.000 |
| 102 | 1113 | 0.909 | 0.910 | 0.000 |
| 102 | 1234 | 0.908 | 0.908 | 0.000 |
| 105 | 194 | 0.909 | 0.909 | 0.000 |
| 105 | 367 | 0.908 | 0.907 | 0.000 |
| 105 | 440 | 0.908 | 0.908 | 0.000 |
| 105 | 477 | 0.910 | 0.910 | 0.000 |
| 105 | 556 | 0.909 | 0.909 | 0.000 |
| 105 | 1213 | 0.909 | 0.909 | 0.000 |
| Max | | 0.912 | 0.912 | 0.000 |
| Average | | 0.909 | 0.909 | 0.000 |
| Min | | 0.905 | 0.905 | 0.000 |
| Std Dev | | 0.001 | 0.001 | 0.000 |

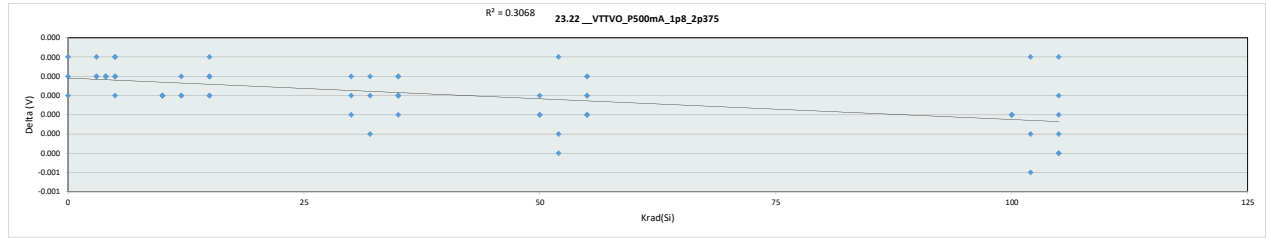


| 23.21_VTTVO_NOLOAD4_1p8 | | | | | | | | | | | | | | | | |
|-------------------------|--------|-------------|-----------|-----------|-------|-------|-------|-------|-------|-------|-------|-------|-------|-------|-------|-------|
| Test Site | Tester | Test Number | Max Limit | Min Limit | | | | | | | | | | | | |
| | | | 0.93 | V | | | | | | | | | | | | |
| | | | 0.885 | V | | | | | | | | | | | | |
| Krad(Si) | 0 | 3 | 4 | 5 | 10 | 12 | 15 | 30 | 32 | 35 | 50 | 52 | 55 | 100 | 102 | 105 |
| LL | 0.885 | 0.885 | 0.885 | 0.885 | 0.885 | 0.885 | 0.885 | 0.885 | 0.885 | 0.885 | 0.885 | 0.885 | 0.885 | 0.885 | 0.885 | 0.885 |
| Min | 0.909 | 0.909 | 0.908 | 0.905 | 0.907 | 0.908 | 0.908 | 0.910 | 0.910 | 0.910 | 0.909 | 0.908 | 0.906 | 0.908 | 0.906 | 0.907 |
| Average | 0.909 | 0.909 | 0.909 | 0.908 | 0.908 | 0.909 | 0.910 | 0.910 | 0.910 | 0.909 | 0.909 | 0.908 | 0.910 | 0.908 | 0.909 | 0.909 |
| Max | 0.910 | 0.910 | 0.912 | 0.911 | 0.909 | 0.909 | 0.912 | 0.911 | 0.912 | 0.911 | 0.910 | 0.910 | 0.912 | 0.909 | 0.910 | 0.910 |
| UL | 0.930 | 0.930 | 0.930 | 0.930 | 0.930 | 0.930 | 0.930 | 0.930 | 0.930 | 0.930 | 0.930 | 0.930 | 0.930 | 0.930 | 0.930 | 0.930 |

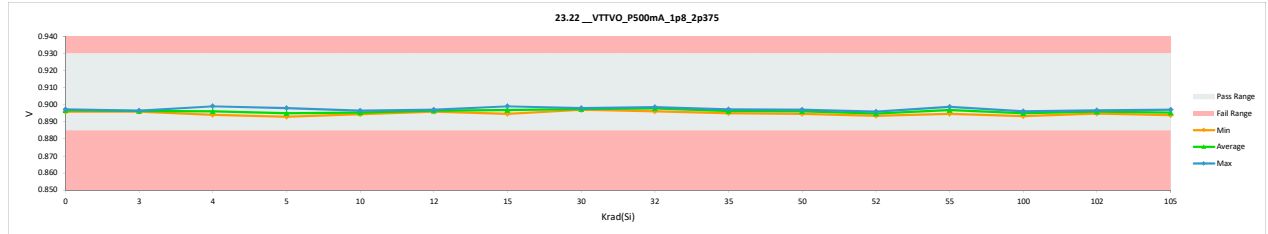


HDR TID Report
TPS7H3302-SP QML CALSS P

| 23.22_VTTVO_P500mA_1p8_2p375 | | | | |
|------------------------------|----------|-------------|-------|-------|
| Test Site | Tester | Test Number | Unit | |
| | | | V | V |
| Max Limit | | | 0.93 | 0.93 |
| Min Limit | | | 0.885 | 0.885 |
| Krad(Si) | Serial # | PRE | POST | Delta |
| 0 | 775 | 0.896 | 0.896 | 0.000 |
| 0 | 1088 | 0.897 | 0.897 | 0.000 |
| 0 | 1106 | 0.897 | 0.897 | 0.000 |
| 3 | 817 | 0.896 | 0.896 | 0.000 |
| 3 | 825 | 0.896 | 0.896 | 0.000 |
| 3 | 833 | 0.896 | 0.897 | 0.000 |
| 4 | 847 | 0.895 | 0.895 | 0.000 |
| 4 | 645 | 0.894 | 0.894 | 0.000 |
| 4 | 788 | 0.899 | 0.899 | 0.000 |
| 5 | 959 | 0.896 | 0.896 | 0.000 |
| 5 | 991 | 0.893 | 0.893 | 0.000 |
| 5 | 1000 | 0.893 | 0.893 | 0.000 |
| 5 | 1011 | 0.894 | 0.894 | 0.000 |
| 5 | 1087 | 0.898 | 0.898 | 0.000 |
| 5 | 1097 | 0.896 | 0.896 | 0.000 |
| 10 | 180 | 0.897 | 0.896 | 0.000 |
| 10 | 236 | 0.895 | 0.895 | 0.000 |
| 10 | 246 | 0.895 | 0.895 | 0.000 |
| 12 | 190 | 0.897 | 0.897 | 0.000 |
| 12 | 266 | 0.896 | 0.896 | 0.000 |
| 12 | 308 | 0.896 | 0.896 | 0.000 |
| 15 | 848 | 0.898 | 0.898 | 0.000 |
| 15 | 878 | 0.895 | 0.895 | 0.000 |
| 15 | 880 | 0.898 | 0.898 | 0.000 |
| 15 | 942 | 0.896 | 0.896 | 0.000 |
| 15 | 947 | 0.896 | 0.895 | 0.000 |
| 15 | 962 | 0.899 | 0.899 | 0.000 |
| 30 | 1141 | 0.898 | 0.898 | 0.000 |
| 30 | 1242 | 0.897 | 0.897 | 0.000 |
| 30 | 1417 | 0.897 | 0.897 | 0.000 |
| 32 | 1126 | 0.896 | 0.896 | 0.000 |
| 32 | 1165 | 0.899 | 0.899 | 0.000 |
| 32 | 1300 | 0.899 | 0.899 | 0.000 |
| 35 | 376 | 0.897 | 0.897 | 0.000 |
| 35 | 405 | 0.896 | 0.896 | 0.000 |
| 35 | 425 | 0.897 | 0.897 | 0.000 |
| 35 | 492 | 0.896 | 0.896 | 0.000 |
| 35 | 501 | 0.897 | 0.897 | 0.000 |
| 35 | 521 | 0.895 | 0.895 | 0.000 |
| 50 | 300 | 0.895 | 0.895 | 0.000 |
| 50 | 756 | 0.897 | 0.896 | 0.000 |
| 50 | 1100 | 0.897 | 0.897 | 0.000 |
| 52 | 451 | 0.896 | 0.896 | 0.000 |
| 52 | 587 | 0.895 | 0.895 | 0.000 |
| 52 | 956 | 0.894 | 0.894 | 0.000 |
| 55 | 198 | 0.897 | 0.897 | 0.000 |
| 55 | 220 | 0.895 | 0.895 | 0.000 |
| 55 | 665 | 0.895 | 0.895 | 0.000 |
| 55 | 818 | 0.896 | 0.896 | 0.000 |
| 55 | 1057 | 0.899 | 0.899 | 0.000 |
| 55 | 1137 | 0.899 | 0.899 | 0.000 |
| 100 | 448 | 0.894 | 0.893 | 0.000 |
| 100 | 938 | 0.896 | 0.896 | 0.000 |
| 100 | 1051 | 0.896 | 0.896 | 0.000 |
| 102 | 921 | 0.897 | 0.897 | 0.000 |
| 102 | 1113 | 0.896 | 0.896 | 0.000 |
| 102 | 1234 | 0.895 | 0.895 | 0.000 |
| 105 | 194 | 0.895 | 0.894 | 0.000 |
| 105 | 367 | 0.894 | 0.894 | 0.000 |
| 105 | 440 | 0.895 | 0.895 | 0.000 |
| 105 | 477 | 0.897 | 0.897 | 0.000 |
| 105 | 556 | 0.896 | 0.895 | 0.000 |
| 105 | 1213 | 0.897 | 0.897 | 0.000 |
| Max | | 0.899 | 0.899 | 0.000 |
| Average | | 0.896 | 0.896 | 0.000 |
| Min | | 0.893 | 0.893 | 0.000 |
| Std Dev | | 0.001 | 0.001 | 0.000 |

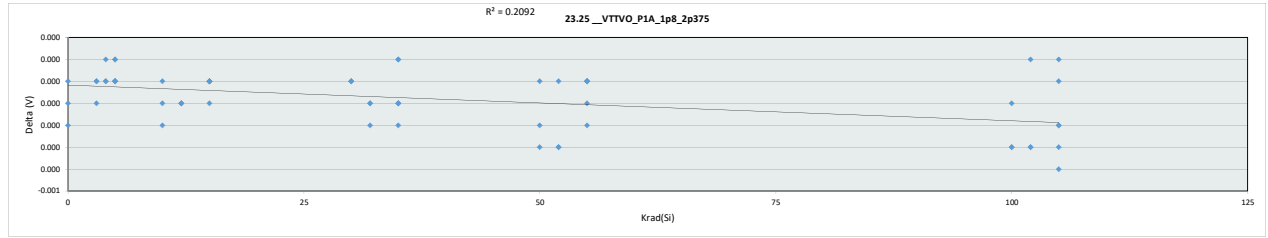


| 23.22_VTTVO_P500mA_1p8 | | | | | | | | | | | | | | | | |
|------------------------|--------|-------------|-------|-------|-------|-------|-------|-------|-------|-------|-------|-------|-------|-------|-------|-------|
| Test Site | Tester | Test Number | Unit | | | | | | | | | | | | | |
| Max Limit | | | 0.93 | V | | | | | | | | | | | | |
| Min Limit | | | 0.885 | V | | | | | | | | | | | | |
| Krad(Si) | 0 | 3 | 4 | 5 | 10 | 12 | 15 | 30 | 32 | 35 | 50 | 52 | 55 | 100 | 102 | 105 |
| LL | 0.885 | 0.885 | 0.885 | 0.885 | 0.885 | 0.885 | 0.885 | 0.885 | 0.885 | 0.885 | 0.885 | 0.885 | 0.885 | 0.885 | 0.885 | 0.885 |
| Min | 0.896 | 0.896 | 0.894 | 0.893 | 0.895 | 0.896 | 0.895 | 0.897 | 0.896 | 0.895 | 0.896 | 0.895 | 0.894 | 0.895 | 0.893 | 0.895 |
| Average | 0.897 | 0.896 | 0.896 | 0.895 | 0.895 | 0.897 | 0.897 | 0.897 | 0.898 | 0.896 | 0.896 | 0.895 | 0.897 | 0.895 | 0.896 | 0.895 |
| Max | 0.897 | 0.897 | 0.899 | 0.898 | 0.897 | 0.899 | 0.898 | 0.898 | 0.899 | 0.897 | 0.897 | 0.897 | 0.896 | 0.899 | 0.896 | 0.897 |
| UL | 0.930 | 0.930 | 0.930 | 0.930 | 0.930 | 0.930 | 0.930 | 0.930 | 0.930 | 0.930 | 0.930 | 0.930 | 0.930 | 0.930 | 0.930 | 0.930 |

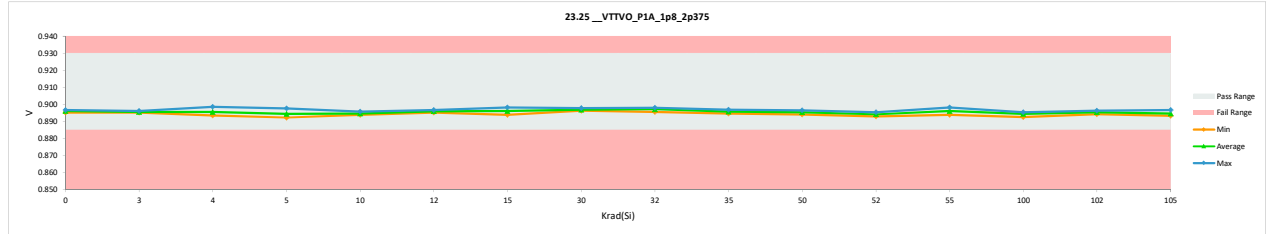


HDR TID Report
TPS7H3302-SP QML CALSS P

| 23.25_VTTVO_P1A_1p8_2p375 | | | | |
|---------------------------|----------|-------------|-------|-------|
| Test Site | Tester | Test Number | Unit | Delta |
| | | | V | V |
| | | | 0.93 | 0.93 |
| | | | 0.885 | 0.885 |
| Krad(Si) | Serial # | PRE | POST | Delta |
| 0 | 775 | 0.895 | 0.895 | 0.000 |
| 0 | 1088 | 0.896 | 0.896 | 0.000 |
| 0 | 1106 | 0.897 | 0.897 | 0.000 |
| 3 | 817 | 0.895 | 0.895 | 0.000 |
| 3 | 825 | 0.896 | 0.896 | 0.000 |
| 3 | 833 | 0.896 | 0.896 | 0.000 |
| 4 | 547 | 0.894 | 0.894 | 0.000 |
| 4 | 645 | 0.893 | 0.893 | 0.000 |
| 4 | 788 | 0.898 | 0.899 | 0.000 |
| 5 | 959 | 0.895 | 0.895 | 0.000 |
| 5 | 991 | 0.892 | 0.893 | 0.000 |
| 5 | 1000 | 0.892 | 0.892 | 0.000 |
| 5 | 1011 | 0.893 | 0.893 | 0.000 |
| 5 | 1087 | 0.897 | 0.897 | 0.000 |
| 5 | 1097 | 0.896 | 0.896 | 0.000 |
| 10 | 180 | 0.896 | 0.896 | 0.000 |
| 10 | 236 | 0.895 | 0.894 | 0.000 |
| 10 | 246 | 0.894 | 0.894 | 0.000 |
| 12 | 190 | 0.897 | 0.897 | 0.000 |
| 12 | 266 | 0.895 | 0.895 | 0.000 |
| 12 | 308 | 0.896 | 0.896 | 0.000 |
| 15 | 848 | 0.897 | 0.897 | 0.000 |
| 15 | 878 | 0.894 | 0.894 | 0.000 |
| 15 | 880 | 0.897 | 0.897 | 0.000 |
| 15 | 942 | 0.896 | 0.896 | 0.000 |
| 15 | 947 | 0.895 | 0.895 | 0.000 |
| 15 | 962 | 0.898 | 0.898 | 0.000 |
| 30 | 1141 | 0.898 | 0.898 | 0.000 |
| 30 | 1242 | 0.897 | 0.897 | 0.000 |
| 30 | 1417 | 0.896 | 0.896 | 0.000 |
| 32 | 1126 | 0.896 | 0.896 | 0.000 |
| 32 | 1165 | 0.898 | 0.898 | 0.000 |
| 32 | 1300 | 0.898 | 0.898 | 0.000 |
| 35 | 376 | 0.897 | 0.897 | 0.000 |
| 35 | 405 | 0.896 | 0.896 | 0.000 |
| 35 | 425 | 0.896 | 0.896 | 0.000 |
| 35 | 492 | 0.895 | 0.895 | 0.000 |
| 35 | 501 | 0.897 | 0.897 | 0.000 |
| 35 | 521 | 0.895 | 0.895 | 0.000 |
| 50 | 300 | 0.894 | 0.894 | 0.000 |
| 50 | 756 | 0.896 | 0.896 | 0.000 |
| 50 | 1100 | 0.897 | 0.896 | 0.000 |
| 52 | 451 | 0.896 | 0.895 | 0.000 |
| 52 | 587 | 0.894 | 0.894 | 0.000 |
| 52 | 956 | 0.893 | 0.893 | 0.000 |
| 55 | 198 | 0.897 | 0.897 | 0.000 |
| 55 | 220 | 0.894 | 0.894 | 0.000 |
| 55 | 665 | 0.895 | 0.895 | 0.000 |
| 55 | 818 | 0.896 | 0.896 | 0.000 |
| 55 | 1057 | 0.898 | 0.898 | 0.000 |
| 55 | 1137 | 0.898 | 0.898 | 0.000 |
| 100 | 448 | 0.893 | 0.893 | 0.000 |
| 100 | 938 | 0.895 | 0.895 | 0.000 |
| 100 | 1051 | 0.896 | 0.895 | 0.000 |
| 102 | 921 | 0.897 | 0.896 | 0.000 |
| 102 | 1113 | 0.895 | 0.896 | 0.000 |
| 102 | 1234 | 0.895 | 0.894 | 0.000 |
| 105 | 194 | 0.894 | 0.894 | 0.000 |
| 105 | 367 | 0.894 | 0.893 | 0.000 |
| 105 | 440 | 0.894 | 0.894 | 0.000 |
| 105 | 477 | 0.897 | 0.897 | 0.000 |
| 105 | 556 | 0.895 | 0.894 | 0.000 |
| 105 | 1213 | 0.896 | 0.896 | 0.000 |
| Max | | 0.898 | 0.899 | 0.000 |
| Average | | 0.896 | 0.895 | 0.000 |
| Min | | 0.892 | 0.892 | 0.000 |
| Std Dev | | 0.002 | 0.002 | 0.000 |

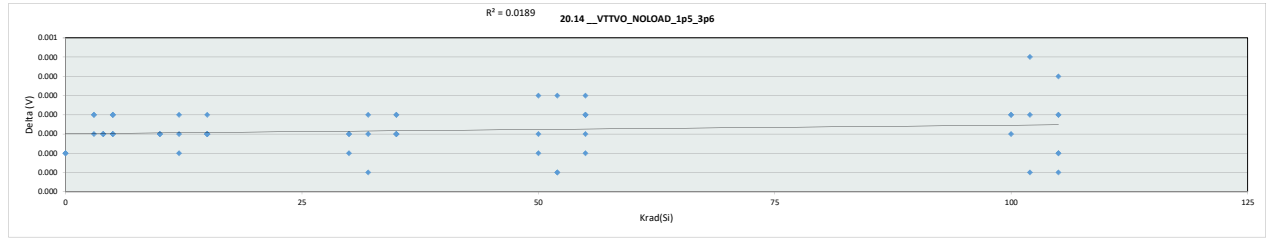


| 23.25_VTTVO_P1A_1p8_2p37 | | | | | | | | | | | | | | | | |
|--------------------------|--------|-------------|-------|-----------|-----------|-------|-------|-------|-------|-------|-------|-------|-------|-------|-------|-------|
| Test Site | Tester | Test Number | Unit | Max Limit | Min Limit | | | | | | | | | | | |
| | | | V | 0.93 | 0.885 | | | | | | | | | | | |
| | | | V | 0.93 | 0.885 | | | | | | | | | | | |
| Krad(Si) | 0 | 3 | 4 | 5 | 10 | 12 | 15 | 30 | 32 | 35 | 50 | 52 | 55 | 100 | 102 | 105 |
| LL | 0.885 | 0.885 | 0.885 | 0.885 | 0.885 | 0.885 | 0.885 | 0.885 | 0.885 | 0.885 | 0.885 | 0.885 | 0.885 | 0.885 | 0.885 | 0.885 |
| Min | 0.895 | 0.895 | 0.893 | 0.892 | 0.894 | 0.895 | 0.894 | 0.896 | 0.896 | 0.895 | 0.894 | 0.893 | 0.894 | 0.893 | 0.894 | 0.893 |
| Average | 0.896 | 0.896 | 0.895 | 0.894 | 0.895 | 0.896 | 0.896 | 0.897 | 0.897 | 0.896 | 0.895 | 0.894 | 0.896 | 0.894 | 0.895 | 0.895 |
| Max | 0.897 | 0.896 | 0.899 | 0.898 | 0.896 | 0.897 | 0.898 | 0.898 | 0.898 | 0.897 | 0.896 | 0.895 | 0.898 | 0.895 | 0.896 | 0.897 |
| UL | 0.930 | 0.930 | 0.930 | 0.930 | 0.930 | 0.930 | 0.930 | 0.930 | 0.930 | 0.930 | 0.930 | 0.930 | 0.930 | 0.930 | 0.930 | 0.930 |

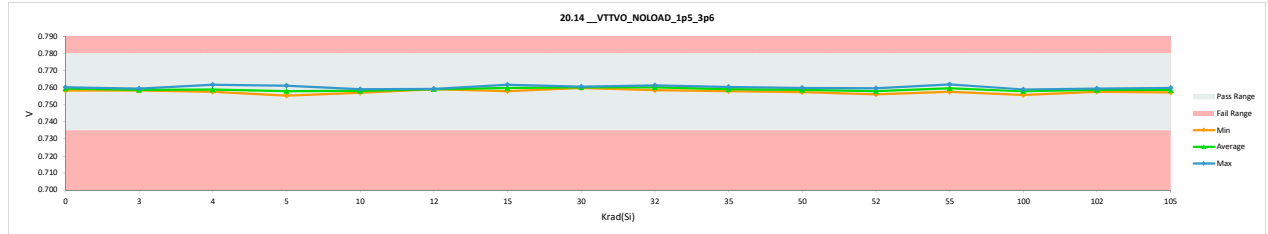


HDR TID Report
TPS7H3302-SP QML CALSS P

| 20.14_VTTVO_NOLOAD_1p5_3p6 | | | | |
|----------------------------|----------|-------------|-------|-------|
| Test Site | Tester | Test Number | Unit | Unit |
| | | | V | V |
| Max Limit | | | 0.78 | 0.78 |
| Min Limit | | | 0.735 | 0.735 |
| Krad(Si) | Serial # | PRE | POST | Delta |
| 0 | 775 | 0.758 | 0.758 | 0.000 |
| 0 | 1088 | 0.760 | 0.760 | 0.000 |
| 0 | 1106 | 0.760 | 0.760 | 0.000 |
| 3 | 817 | 0.758 | 0.758 | 0.000 |
| 3 | 825 | 0.758 | 0.758 | 0.000 |
| 3 | 833 | 0.759 | 0.759 | 0.000 |
| 4 | 847 | 0.758 | 0.758 | 0.000 |
| 4 | 645 | 0.758 | 0.758 | 0.000 |
| 4 | 788 | 0.762 | 0.762 | 0.000 |
| 5 | 959 | 0.758 | 0.758 | 0.000 |
| 5 | 991 | 0.756 | 0.756 | 0.000 |
| 5 | 1000 | 0.755 | 0.755 | 0.000 |
| 5 | 1011 | 0.757 | 0.757 | 0.000 |
| 5 | 1087 | 0.761 | 0.761 | 0.000 |
| 5 | 1097 | 0.760 | 0.760 | 0.000 |
| 10 | 180 | 0.758 | 0.758 | 0.000 |
| 10 | 236 | 0.759 | 0.759 | 0.000 |
| 10 | 246 | 0.757 | 0.757 | 0.000 |
| 12 | 190 | 0.759 | 0.759 | 0.000 |
| 12 | 266 | 0.759 | 0.759 | 0.000 |
| 12 | 308 | 0.759 | 0.759 | 0.000 |
| 15 | 848 | 0.761 | 0.761 | 0.000 |
| 15 | 878 | 0.758 | 0.758 | 0.000 |
| 15 | 880 | 0.760 | 0.760 | 0.000 |
| 15 | 942 | 0.760 | 0.760 | 0.000 |
| 15 | 947 | 0.758 | 0.758 | 0.000 |
| 15 | 962 | 0.762 | 0.762 | 0.000 |
| 30 | 1141 | 0.761 | 0.761 | 0.000 |
| 30 | 1242 | 0.760 | 0.760 | 0.000 |
| 30 | 1417 | 0.760 | 0.760 | 0.000 |
| 32 | 1126 | 0.759 | 0.758 | 0.000 |
| 32 | 1165 | 0.761 | 0.761 | 0.000 |
| 32 | 1300 | 0.761 | 0.761 | 0.000 |
| 35 | 376 | 0.760 | 0.760 | 0.000 |
| 35 | 405 | 0.758 | 0.758 | 0.000 |
| 35 | 425 | 0.759 | 0.759 | 0.000 |
| 35 | 492 | 0.758 | 0.758 | 0.000 |
| 35 | 501 | 0.761 | 0.761 | 0.000 |
| 35 | 521 | 0.758 | 0.758 | 0.000 |
| 50 | 300 | 0.757 | 0.757 | 0.000 |
| 50 | 756 | 0.759 | 0.759 | 0.000 |
| 50 | 1100 | 0.760 | 0.760 | 0.000 |
| 52 | 451 | 0.760 | 0.760 | 0.000 |
| 52 | 587 | 0.758 | 0.758 | 0.000 |
| 52 | 956 | 0.756 | 0.756 | 0.000 |
| 55 | 198 | 0.759 | 0.759 | 0.000 |
| 55 | 220 | 0.758 | 0.758 | 0.000 |
| 55 | 665 | 0.758 | 0.758 | 0.000 |
| 55 | 818 | 0.759 | 0.760 | 0.000 |
| 55 | 1057 | 0.762 | 0.762 | 0.000 |
| 55 | 1137 | 0.761 | 0.761 | 0.000 |
| 100 | 448 | 0.756 | 0.756 | 0.000 |
| 100 | 938 | 0.759 | 0.759 | 0.000 |
| 100 | 1051 | 0.759 | 0.759 | 0.000 |
| 102 | 921 | 0.759 | 0.759 | 0.000 |
| 102 | 1113 | 0.759 | 0.759 | 0.000 |
| 102 | 1234 | 0.758 | 0.758 | 0.000 |
| 105 | 194 | 0.759 | 0.759 | 0.000 |
| 105 | 367 | 0.757 | 0.757 | 0.000 |
| 105 | 440 | 0.758 | 0.758 | 0.000 |
| 105 | 477 | 0.760 | 0.760 | 0.000 |
| 105 | 556 | 0.759 | 0.759 | 0.000 |
| 105 | 1213 | 0.759 | 0.759 | 0.000 |
| Max | | 0.762 | 0.762 | 0.000 |
| Average | | 0.759 | 0.759 | 0.000 |
| Min | | 0.755 | 0.755 | 0.000 |
| Std Dev | | 0.001 | 0.001 | 0.000 |

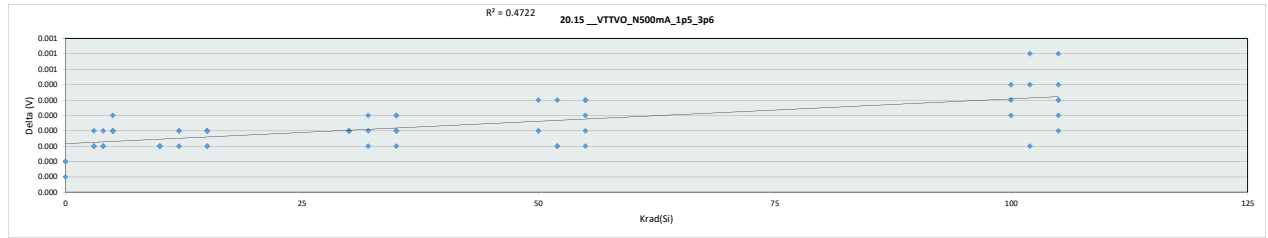


| 20.14_VTTVO_NOLOAD_1p5 | | | | | | | | | | | | | | | | | | | | | |
|------------------------|--------|-------------|-----------|-----------|----------|-------|-------|-------|-------|-------|-------|-------|-------|-------|-------|-------|-------|-------|-------|-------|-------|
| Test Site | Tester | Test Number | Max Limit | Min Limit | Krad(Si) | | | | | | | | | | | | | | | | |
| | | | 0.78 | V | 0 | 3 | 4 | 5 | 10 | 12 | 15 | 30 | 32 | 35 | 50 | 52 | 55 | 100 | 102 | 105 | |
| LL | | | 0.735 | 0.735 | 0.735 | 0.735 | 0.735 | 0.735 | 0.735 | 0.735 | 0.735 | 0.735 | 0.735 | 0.735 | 0.735 | 0.735 | 0.735 | 0.735 | 0.735 | 0.735 | |
| Min | | | 0.758 | 0.758 | 0.758 | 0.755 | 0.757 | 0.755 | 0.757 | 0.759 | 0.758 | 0.760 | 0.760 | 0.759 | 0.758 | 0.757 | 0.756 | 0.758 | 0.756 | 0.758 | 0.757 |
| Average | | | 0.759 | 0.759 | 0.759 | 0.758 | 0.758 | 0.758 | 0.758 | 0.759 | 0.759 | 0.760 | 0.760 | 0.760 | 0.759 | 0.759 | 0.758 | 0.760 | 0.758 | 0.759 | 0.759 |
| Max | | | 0.760 | 0.759 | 0.762 | 0.761 | 0.759 | 0.759 | 0.759 | 0.759 | 0.762 | 0.761 | 0.761 | 0.761 | 0.760 | 0.760 | 0.762 | 0.759 | 0.759 | 0.759 | 0.760 |
| UL | | | 0.780 | 0.780 | 0.780 | 0.780 | 0.780 | 0.780 | 0.780 | 0.780 | 0.780 | 0.780 | 0.780 | 0.780 | 0.780 | 0.780 | 0.780 | 0.780 | 0.780 | 0.780 | 0.780 |

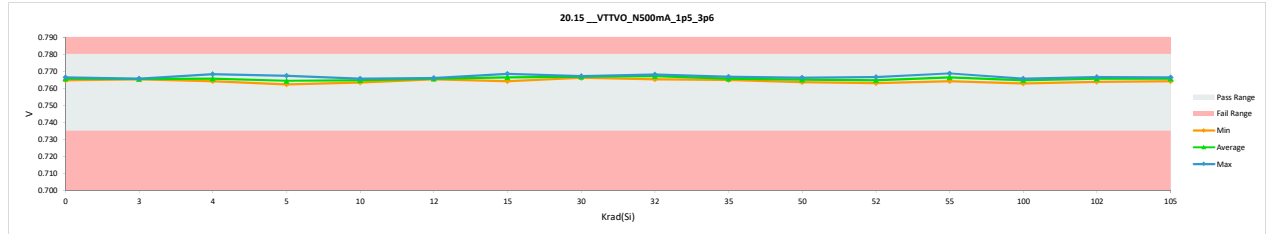


HDR TID Report
TPS7H3302-SP QML CALSS P

| 20.15_VTTVO_N500mA_1p5_3p6 | | | | |
|----------------------------|----------|-------------|-------|-------|
| Test Site | Tester | Test Number | Unit | |
| | | | V | V |
| Max Limit | | | 0.78 | 0.78 |
| Min Limit | | | 0.735 | 0.735 |
| Krad(Si) | Serial # | PRE | POST | Delta |
| 0 | 775 | 0.765 | 0.765 | 0.000 |
| 0 | 1088 | 0.766 | 0.766 | 0.000 |
| 0 | 1106 | 0.766 | 0.766 | 0.000 |
| 3 | 817 | 0.765 | 0.765 | 0.000 |
| 3 | 825 | 0.765 | 0.765 | 0.000 |
| 3 | 833 | 0.766 | 0.766 | 0.000 |
| 4 | 547 | 0.764 | 0.764 | 0.000 |
| 4 | 645 | 0.764 | 0.764 | 0.000 |
| 4 | 788 | 0.768 | 0.768 | 0.000 |
| 5 | 959 | 0.765 | 0.765 | 0.000 |
| 5 | 991 | 0.762 | 0.762 | 0.000 |
| 5 | 1000 | 0.762 | 0.762 | 0.000 |
| 5 | 1011 | 0.763 | 0.763 | 0.000 |
| 5 | 1087 | 0.767 | 0.767 | 0.000 |
| 5 | 1097 | 0.766 | 0.766 | 0.000 |
| 10 | 180 | 0.765 | 0.765 | 0.000 |
| 10 | 236 | 0.766 | 0.766 | 0.000 |
| 10 | 246 | 0.763 | 0.763 | 0.000 |
| 12 | 190 | 0.766 | 0.766 | 0.000 |
| 12 | 266 | 0.765 | 0.765 | 0.000 |
| 12 | 308 | 0.765 | 0.765 | 0.000 |
| 15 | 848 | 0.767 | 0.767 | 0.000 |
| 15 | 878 | 0.764 | 0.764 | 0.000 |
| 15 | 880 | 0.767 | 0.767 | 0.000 |
| 15 | 942 | 0.766 | 0.766 | 0.000 |
| 15 | 947 | 0.765 | 0.765 | 0.000 |
| 15 | 962 | 0.768 | 0.768 | 0.000 |
| 30 | 1141 | 0.767 | 0.767 | 0.000 |
| 30 | 1242 | 0.766 | 0.766 | 0.000 |
| 30 | 1417 | 0.767 | 0.767 | 0.000 |
| 32 | 1126 | 0.765 | 0.765 | 0.000 |
| 32 | 1165 | 0.768 | 0.768 | 0.000 |
| 32 | 1300 | 0.768 | 0.768 | 0.000 |
| 35 | 376 | 0.766 | 0.766 | 0.000 |
| 35 | 405 | 0.765 | 0.765 | 0.000 |
| 35 | 425 | 0.766 | 0.766 | 0.000 |
| 35 | 492 | 0.765 | 0.765 | 0.000 |
| 35 | 501 | 0.767 | 0.767 | 0.000 |
| 35 | 521 | 0.765 | 0.765 | 0.000 |
| 50 | 300 | 0.763 | 0.764 | 0.000 |
| 50 | 756 | 0.765 | 0.766 | 0.000 |
| 50 | 1100 | 0.766 | 0.766 | 0.000 |
| 52 | 451 | 0.766 | 0.766 | 0.000 |
| 52 | 587 | 0.764 | 0.764 | 0.000 |
| 52 | 956 | 0.763 | 0.763 | 0.000 |
| 55 | 198 | 0.766 | 0.766 | 0.000 |
| 55 | 220 | 0.764 | 0.764 | 0.000 |
| 55 | 665 | 0.765 | 0.765 | 0.000 |
| 55 | 818 | 0.766 | 0.766 | 0.000 |
| 55 | 1057 | 0.769 | 0.769 | 0.000 |
| 55 | 1137 | 0.768 | 0.768 | 0.000 |
| 100 | 448 | 0.762 | 0.763 | 0.000 |
| 100 | 938 | 0.765 | 0.766 | 0.000 |
| 100 | 1051 | 0.765 | 0.765 | 0.000 |
| 102 | 921 | 0.766 | 0.766 | 0.000 |
| 102 | 1113 | 0.766 | 0.767 | 0.001 |
| 102 | 1234 | 0.764 | 0.764 | 0.000 |
| 105 | 194 | 0.766 | 0.766 | 0.000 |
| 105 | 367 | 0.764 | 0.764 | 0.000 |
| 105 | 440 | 0.764 | 0.765 | 0.001 |
| 105 | 477 | 0.766 | 0.766 | 0.000 |
| 105 | 556 | 0.766 | 0.766 | 0.000 |
| 105 | 1213 | 0.766 | 0.766 | 0.000 |
| Max | | 0.769 | 0.769 | 0.001 |
| Average | | 0.765 | 0.766 | 0.000 |
| Min | | 0.762 | 0.762 | 0.000 |
| Std Dev | | 0.001 | 0.001 | 0.000 |

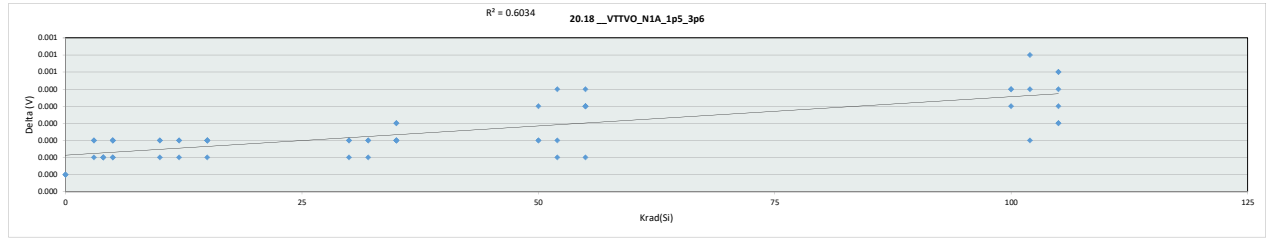


| 20.15_VTTVO_N500mA_1p5 | | | | | | | | | | | | | | | | |
|------------------------|--------|-------------|-----------|-----------|-------|-------|-------|-------|-------|-------|-------|-------|-------|-------|-------|-------|
| Test Site | Tester | Test Number | Max Limit | Min Limit | | | | | | | | | | | | |
| | | | 0.78 | 0.735 | V | V | | | | | | | | | | |
| Krad(Si) | 0 | 3 | 4 | 5 | 10 | 12 | 15 | 30 | 32 | 35 | 50 | 52 | 55 | 100 | 102 | 105 |
| LL | 0.735 | 0.735 | 0.735 | 0.735 | 0.735 | 0.735 | 0.735 | 0.735 | 0.735 | 0.735 | 0.735 | 0.735 | 0.735 | 0.735 | 0.735 | 0.735 |
| Min | 0.765 | 0.765 | 0.764 | 0.762 | 0.763 | 0.765 | 0.764 | 0.766 | 0.765 | 0.766 | 0.764 | 0.763 | 0.764 | 0.763 | 0.763 | 0.764 |
| Average | 0.766 | 0.765 | 0.766 | 0.764 | 0.765 | 0.766 | 0.766 | 0.767 | 0.767 | 0.766 | 0.765 | 0.766 | 0.766 | 0.765 | 0.766 | 0.766 |
| Max | 0.766 | 0.766 | 0.768 | 0.767 | 0.766 | 0.766 | 0.769 | 0.767 | 0.768 | 0.767 | 0.766 | 0.767 | 0.769 | 0.766 | 0.767 | 0.766 |
| UL | 0.780 | 0.780 | 0.780 | 0.780 | 0.780 | 0.780 | 0.780 | 0.780 | 0.780 | 0.780 | 0.780 | 0.780 | 0.780 | 0.780 | 0.780 | 0.780 |

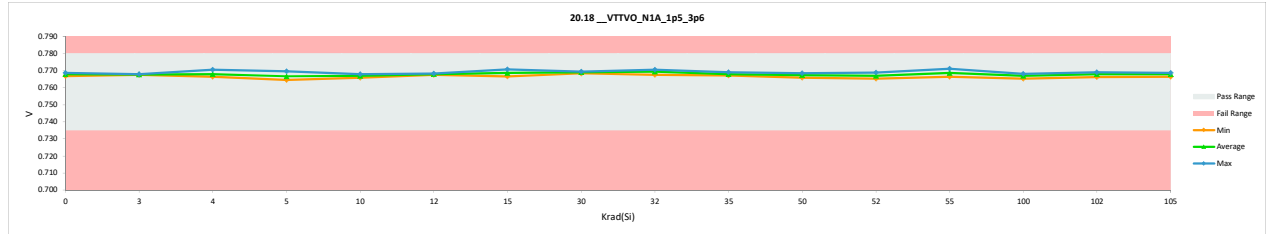


HDR TID Report
TPS7H3302-SP QML CALSS P

| 20.18_VTTVO_N1A_1p5_3p6 | | | | |
|-------------------------|----------|-------------|-------|-------|
| Test Site | Tester | Test Number | Unit | Delta |
| | | | V | V |
| | | | 0.78 | 0.78 |
| | | | 0.735 | 0.735 |
| Krad(Si) | Serial # | PRE | POST | Delta |
| 0 | 775 | 0.767 | 0.767 | 0.000 |
| 0 | 1088 | 0.768 | 0.768 | 0.000 |
| 0 | 1106 | 0.769 | 0.769 | 0.000 |
| 3 | 817 | 0.767 | 0.768 | 0.000 |
| 3 | 825 | 0.768 | 0.768 | 0.000 |
| 3 | 833 | 0.768 | 0.768 | 0.000 |
| 4 | 847 | 0.767 | 0.767 | 0.000 |
| 4 | 645 | 0.766 | 0.766 | 0.000 |
| 4 | 788 | 0.771 | 0.771 | 0.000 |
| 5 | 959 | 0.767 | 0.767 | 0.000 |
| 5 | 991 | 0.765 | 0.765 | 0.000 |
| 5 | 1000 | 0.765 | 0.765 | 0.000 |
| 5 | 1011 | 0.766 | 0.766 | 0.000 |
| 5 | 1087 | 0.770 | 0.770 | 0.000 |
| 5 | 1097 | 0.768 | 0.768 | 0.000 |
| 10 | 180 | 0.767 | 0.767 | 0.000 |
| 10 | 236 | 0.768 | 0.768 | 0.000 |
| 10 | 246 | 0.766 | 0.766 | 0.000 |
| 12 | 190 | 0.768 | 0.768 | 0.000 |
| 12 | 266 | 0.768 | 0.768 | 0.000 |
| 12 | 308 | 0.768 | 0.768 | 0.000 |
| 15 | 848 | 0.770 | 0.770 | 0.000 |
| 15 | 878 | 0.766 | 0.767 | 0.000 |
| 15 | 880 | 0.769 | 0.769 | 0.000 |
| 15 | 942 | 0.768 | 0.768 | 0.000 |
| 15 | 947 | 0.767 | 0.767 | 0.000 |
| 15 | 962 | 0.771 | 0.771 | 0.000 |
| 30 | 1141 | 0.769 | 0.769 | 0.000 |
| 30 | 1242 | 0.768 | 0.768 | 0.000 |
| 30 | 1417 | 0.769 | 0.769 | 0.000 |
| 32 | 1126 | 0.768 | 0.768 | 0.000 |
| 32 | 1165 | 0.770 | 0.770 | 0.000 |
| 32 | 1300 | 0.770 | 0.771 | 0.000 |
| 35 | 376 | 0.769 | 0.769 | 0.000 |
| 35 | 405 | 0.767 | 0.768 | 0.000 |
| 35 | 425 | 0.768 | 0.768 | 0.000 |
| 35 | 492 | 0.767 | 0.767 | 0.000 |
| 35 | 501 | 0.769 | 0.769 | 0.000 |
| 35 | 521 | 0.767 | 0.767 | 0.000 |
| 50 | 300 | 0.766 | 0.766 | 0.000 |
| 50 | 756 | 0.767 | 0.768 | 0.000 |
| 50 | 1100 | 0.768 | 0.768 | 0.000 |
| 52 | 451 | 0.769 | 0.769 | 0.000 |
| 52 | 587 | 0.766 | 0.767 | 0.000 |
| 52 | 956 | 0.765 | 0.765 | 0.000 |
| 55 | 198 | 0.768 | 0.768 | 0.000 |
| 55 | 220 | 0.766 | 0.766 | 0.000 |
| 55 | 665 | 0.767 | 0.767 | 0.000 |
| 55 | 818 | 0.768 | 0.768 | 0.000 |
| 55 | 1057 | 0.771 | 0.771 | 0.000 |
| 55 | 1137 | 0.770 | 0.771 | 0.000 |
| 100 | 448 | 0.765 | 0.765 | 0.000 |
| 100 | 938 | 0.768 | 0.768 | 0.000 |
| 100 | 1051 | 0.767 | 0.768 | 0.000 |
| 102 | 921 | 0.768 | 0.769 | 0.000 |
| 102 | 1113 | 0.768 | 0.769 | 0.001 |
| 102 | 1234 | 0.766 | 0.766 | 0.000 |
| 105 | 194 | 0.768 | 0.769 | 0.000 |
| 105 | 367 | 0.766 | 0.766 | 0.000 |
| 105 | 440 | 0.767 | 0.767 | 0.000 |
| 105 | 477 | 0.768 | 0.769 | 0.000 |
| 105 | 556 | 0.768 | 0.768 | 0.000 |
| 105 | 1213 | 0.768 | 0.768 | 0.000 |
| Max | | 0.771 | 0.771 | 0.001 |
| Average | | 0.768 | 0.768 | 0.000 |
| Min | | 0.765 | 0.765 | 0.000 |
| Std Dev | | 0.001 | 0.001 | 0.000 |

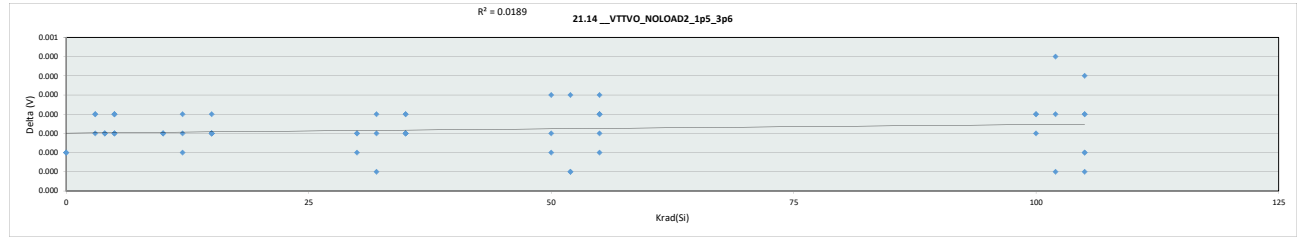


| 20.18_VTTVO_N1A_1p5_3p6 | | | | | | | | | | | | | | | |
|-------------------------|--------|-------------|-----------|-----------|-------|-------|---------|-------|-------|-------|-------|-------|-------|-------|-------|
| Test Site | Tester | Test Number | Max Limit | Min Limit | LL | Min | Average | Max | UL | | | | | | |
| | | | 0.78 | V | 0.735 | V | 0.735 | V | 0.780 | | | | | | |
| Krad(Si) | 3 | 4 | 5 | 10 | 12 | 15 | 30 | 32 | 35 | 50 | 52 | 55 | 100 | 102 | 105 |
| LL | 0.735 | 0.735 | 0.735 | 0.735 | 0.735 | 0.735 | 0.735 | 0.735 | 0.735 | 0.735 | 0.735 | 0.735 | 0.735 | 0.735 | 0.735 |
| Min | 0.767 | 0.768 | 0.767 | 0.765 | 0.766 | 0.767 | 0.768 | 0.767 | 0.766 | 0.767 | 0.766 | 0.765 | 0.767 | 0.766 | 0.767 |
| Average | 0.768 | 0.768 | 0.768 | 0.767 | 0.767 | 0.768 | 0.769 | 0.769 | 0.768 | 0.767 | 0.767 | 0.769 | 0.767 | 0.768 | 0.768 |
| Max | 0.769 | 0.768 | 0.771 | 0.770 | 0.768 | 0.771 | 0.769 | 0.771 | 0.769 | 0.769 | 0.769 | 0.771 | 0.768 | 0.769 | 0.769 |
| UL | 0.780 | 0.780 | 0.780 | 0.780 | 0.780 | 0.780 | 0.780 | 0.780 | 0.780 | 0.780 | 0.780 | 0.780 | 0.780 | 0.780 | 0.780 |

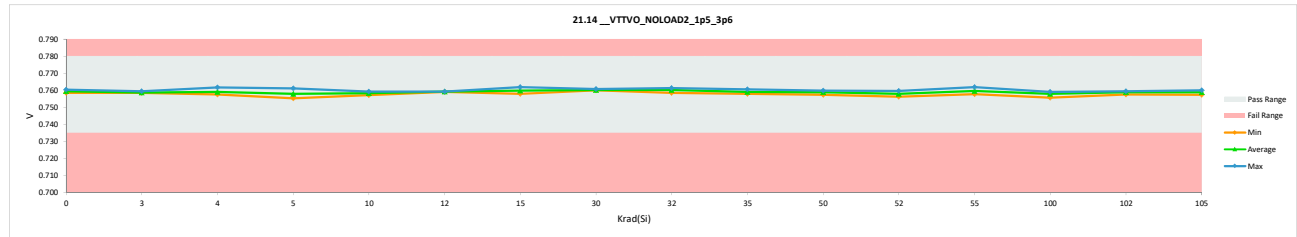


HDR TID Report
TPS7H3302-SP QML CALSS P

| 21.14_VTTVO_NOLOAD2_1p5_3p6 | | | | |
|-----------------------------|----------|-------------|-------|-------|
| Test Site | Tester | Test Number | Unit | Delta |
| | | | V | V |
| | | | 0.78 | 0.78 |
| | | | 0.735 | 0.735 |
| Krad(Si) | Serial # | PRE | POST | Delta |
| 0 | 775 | 0.758 | 0.758 | 0.000 |
| 0 | 1088 | 0.760 | 0.760 | 0.000 |
| 0 | 1106 | 0.760 | 0.760 | 0.000 |
| 3 | 817 | 0.758 | 0.758 | 0.000 |
| 3 | 825 | 0.758 | 0.758 | 0.000 |
| 3 | 833 | 0.759 | 0.759 | 0.000 |
| 4 | 847 | 0.758 | 0.758 | 0.000 |
| 4 | 645 | 0.758 | 0.758 | 0.000 |
| 4 | 788 | 0.762 | 0.762 | 0.000 |
| 5 | 959 | 0.758 | 0.758 | 0.000 |
| 5 | 991 | 0.756 | 0.756 | 0.000 |
| 5 | 1000 | 0.755 | 0.755 | 0.000 |
| 5 | 1011 | 0.757 | 0.757 | 0.000 |
| 5 | 1087 | 0.761 | 0.761 | 0.000 |
| 5 | 1097 | 0.760 | 0.760 | 0.000 |
| 10 | 180 | 0.758 | 0.758 | 0.000 |
| 10 | 236 | 0.759 | 0.759 | 0.000 |
| 10 | 246 | 0.757 | 0.757 | 0.000 |
| 12 | 190 | 0.759 | 0.759 | 0.000 |
| 12 | 266 | 0.759 | 0.759 | 0.000 |
| 12 | 308 | 0.759 | 0.759 | 0.000 |
| 15 | 848 | 0.761 | 0.761 | 0.000 |
| 15 | 878 | 0.758 | 0.758 | 0.000 |
| 15 | 880 | 0.760 | 0.760 | 0.000 |
| 15 | 942 | 0.760 | 0.760 | 0.000 |
| 15 | 947 | 0.758 | 0.758 | 0.000 |
| 15 | 962 | 0.762 | 0.762 | 0.000 |
| 30 | 1141 | 0.761 | 0.761 | 0.000 |
| 30 | 1242 | 0.760 | 0.760 | 0.000 |
| 30 | 1417 | 0.760 | 0.760 | 0.000 |
| 32 | 1126 | 0.759 | 0.758 | 0.000 |
| 32 | 1165 | 0.761 | 0.761 | 0.000 |
| 32 | 1300 | 0.761 | 0.761 | 0.000 |
| 35 | 376 | 0.760 | 0.760 | 0.000 |
| 35 | 405 | 0.758 | 0.758 | 0.000 |
| 35 | 425 | 0.759 | 0.759 | 0.000 |
| 35 | 492 | 0.758 | 0.758 | 0.000 |
| 35 | 501 | 0.761 | 0.761 | 0.000 |
| 35 | 521 | 0.758 | 0.758 | 0.000 |
| 50 | 300 | 0.757 | 0.757 | 0.000 |
| 50 | 756 | 0.759 | 0.759 | 0.000 |
| 50 | 1100 | 0.760 | 0.760 | 0.000 |
| 52 | 451 | 0.760 | 0.760 | 0.000 |
| 52 | 587 | 0.758 | 0.758 | 0.000 |
| 52 | 956 | 0.756 | 0.756 | 0.000 |
| 55 | 198 | 0.759 | 0.759 | 0.000 |
| 55 | 220 | 0.758 | 0.758 | 0.000 |
| 55 | 665 | 0.758 | 0.758 | 0.000 |
| 55 | 818 | 0.759 | 0.760 | 0.000 |
| 55 | 1057 | 0.762 | 0.762 | 0.000 |
| 55 | 1137 | 0.761 | 0.761 | 0.000 |
| 100 | 448 | 0.756 | 0.756 | 0.000 |
| 100 | 938 | 0.759 | 0.759 | 0.000 |
| 100 | 1051 | 0.759 | 0.759 | 0.000 |
| 102 | 921 | 0.759 | 0.759 | 0.000 |
| 102 | 1113 | 0.759 | 0.759 | 0.000 |
| 102 | 1234 | 0.758 | 0.758 | 0.000 |
| 105 | 194 | 0.759 | 0.759 | 0.000 |
| 105 | 367 | 0.757 | 0.757 | 0.000 |
| 105 | 440 | 0.758 | 0.758 | 0.000 |
| 105 | 477 | 0.760 | 0.760 | 0.000 |
| 105 | 556 | 0.759 | 0.759 | 0.000 |
| 105 | 1213 | 0.759 | 0.759 | 0.000 |
| | Max | 0.762 | 0.762 | 0.000 |
| | Average | 0.759 | 0.759 | 0.000 |
| | Min | 0.755 | 0.755 | 0.000 |
| | Std Dev | 0.001 | 0.001 | 0.000 |

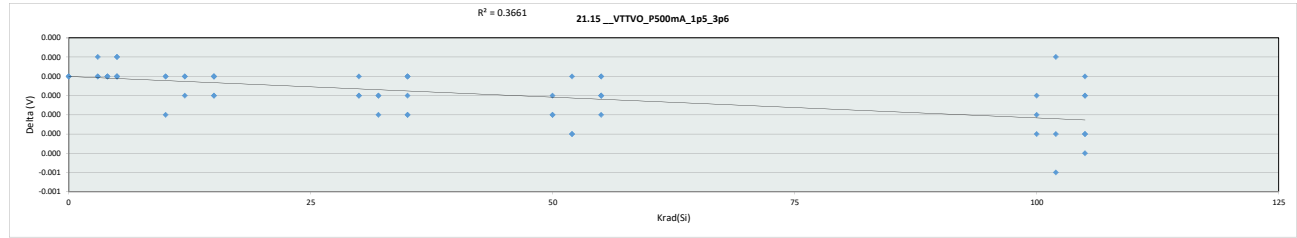


| 21.14_VTTVO_NOLOAD2_1p5 | | | | | | | | | | | | | | | | |
|-------------------------|--------|-------------|-----------|-----------|-------|-------|-------|-------|-------|-------|-------|-------|-------|-------|-------|-------|
| Test Site | Tester | Test Number | Max Limit | Min Limit | | | | | | | | | | | | |
| | | | 0.78 | V | | | | | | | | | | | | |
| | | | 0.735 | V | | | | | | | | | | | | |
| Krad(Si) | 0 | 3 | 4 | 5 | 10 | 12 | 15 | 30 | 32 | 35 | 50 | 52 | 55 | 100 | 102 | 105 |
| LL | 0.735 | 0.735 | 0.735 | 0.735 | 0.735 | 0.735 | 0.735 | 0.735 | 0.735 | 0.735 | 0.735 | 0.735 | 0.735 | 0.735 | 0.735 | 0.735 |
| Min | 0.758 | 0.758 | 0.758 | 0.755 | 0.757 | 0.759 | 0.758 | 0.760 | 0.759 | 0.758 | 0.757 | 0.756 | 0.758 | 0.756 | 0.758 | 0.757 |
| Average | 0.759 | 0.759 | 0.759 | 0.758 | 0.758 | 0.759 | 0.760 | 0.760 | 0.760 | 0.759 | 0.759 | 0.758 | 0.760 | 0.758 | 0.759 | 0.759 |
| Max | 0.760 | 0.759 | 0.762 | 0.761 | 0.759 | 0.759 | 0.762 | 0.761 | 0.761 | 0.761 | 0.760 | 0.760 | 0.762 | 0.759 | 0.759 | 0.760 |
| UL | 0.780 | 0.780 | 0.780 | 0.780 | 0.780 | 0.780 | 0.780 | 0.780 | 0.780 | 0.780 | 0.780 | 0.780 | 0.780 | 0.780 | 0.780 | 0.780 |

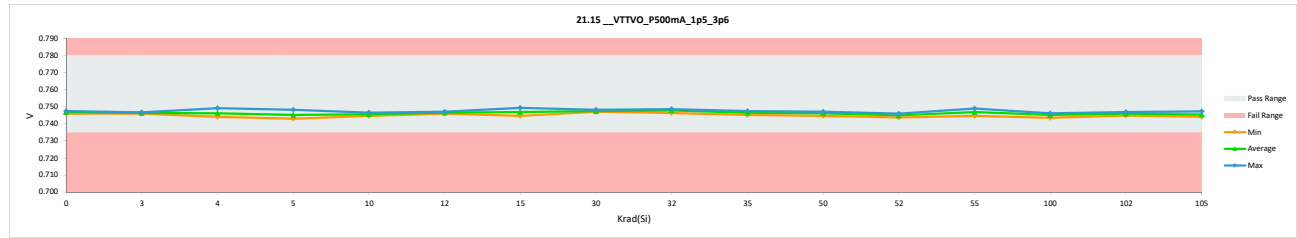


HDR TID Report
TPS7H3302-SP QML CALSS P

| 21.15_VTTVO_P500mA_1p5_3p6 | | | | |
|----------------------------|----------|-------|-------|--------|
| Test Site | | | | |
| Tester | | | | |
| Test Number | | | | |
| Unit | V | V | | |
| Max Limit | 0.78 | 0.78 | | |
| Min Limit | 0.735 | 0.735 | | |
| Krad(Si) | Serial # | PRE | POST | Delta |
| 0 | 775 | 0.746 | 0.746 | 0.000 |
| 0 | 1088 | 0.747 | 0.747 | 0.000 |
| 0 | 1106 | 0.748 | 0.748 | 0.000 |
| 3 | 817 | 0.746 | 0.746 | 0.000 |
| 3 | 825 | 0.747 | 0.747 | 0.000 |
| 3 | 833 | 0.747 | 0.747 | 0.000 |
| 4 | 547 | 0.745 | 0.745 | 0.000 |
| 4 | 645 | 0.744 | 0.744 | 0.000 |
| 4 | 788 | 0.749 | 0.749 | 0.000 |
| 5 | 959 | 0.746 | 0.746 | 0.000 |
| 5 | 991 | 0.743 | 0.743 | 0.000 |
| 5 | 1000 | 0.743 | 0.743 | 0.000 |
| 5 | 1011 | 0.744 | 0.744 | 0.000 |
| 5 | 1087 | 0.748 | 0.748 | 0.000 |
| 5 | 1097 | 0.746 | 0.747 | 0.000 |
| 10 | 180 | 0.747 | 0.747 | 0.000 |
| 10 | 236 | 0.746 | 0.745 | 0.000 |
| 10 | 246 | 0.745 | 0.745 | 0.000 |
| 12 | 190 | 0.747 | 0.747 | 0.000 |
| 12 | 266 | 0.746 | 0.746 | 0.000 |
| 12 | 308 | 0.747 | 0.747 | 0.000 |
| 15 | 848 | 0.748 | 0.748 | 0.000 |
| 15 | 878 | 0.745 | 0.745 | 0.000 |
| 15 | 880 | 0.748 | 0.748 | 0.000 |
| 15 | 942 | 0.746 | 0.746 | 0.000 |
| 15 | 947 | 0.746 | 0.746 | 0.000 |
| 15 | 962 | 0.749 | 0.749 | 0.000 |
| 30 | 1141 | 0.748 | 0.748 | 0.000 |
| 30 | 1242 | 0.748 | 0.747 | 0.000 |
| 30 | 1417 | 0.747 | 0.747 | 0.000 |
| 32 | 1126 | 0.747 | 0.746 | 0.000 |
| 32 | 1165 | 0.749 | 0.749 | 0.000 |
| 32 | 1300 | 0.749 | 0.749 | 0.000 |
| 35 | 376 | 0.748 | 0.747 | 0.000 |
| 35 | 405 | 0.746 | 0.746 | 0.000 |
| 35 | 425 | 0.747 | 0.747 | 0.000 |
| 35 | 492 | 0.746 | 0.746 | 0.000 |
| 35 | 501 | 0.748 | 0.748 | 0.000 |
| 35 | 521 | 0.746 | 0.745 | 0.000 |
| 50 | 300 | 0.745 | 0.745 | 0.000 |
| 50 | 756 | 0.747 | 0.747 | 0.000 |
| 50 | 1100 | 0.747 | 0.747 | 0.000 |
| 52 | 451 | 0.746 | 0.746 | 0.000 |
| 52 | 587 | 0.745 | 0.745 | 0.000 |
| 52 | 956 | 0.744 | 0.744 | 0.000 |
| 55 | 198 | 0.747 | 0.747 | 0.000 |
| 55 | 220 | 0.745 | 0.745 | 0.000 |
| 55 | 665 | 0.745 | 0.745 | 0.000 |
| 55 | 818 | 0.747 | 0.746 | 0.000 |
| 55 | 1057 | 0.749 | 0.749 | 0.000 |
| 55 | 1137 | 0.749 | 0.749 | 0.000 |
| 100 | 448 | 0.744 | 0.743 | 0.000 |
| 100 | 938 | 0.746 | 0.746 | 0.000 |
| 100 | 1051 | 0.747 | 0.746 | 0.000 |
| 102 | 921 | 0.747 | 0.747 | 0.000 |
| 102 | 1113 | 0.746 | 0.746 | 0.000 |
| 102 | 1234 | 0.745 | 0.745 | -0.001 |
| 105 | 194 | 0.745 | 0.744 | 0.000 |
| 105 | 367 | 0.744 | 0.744 | 0.000 |
| 105 | 440 | 0.745 | 0.745 | 0.000 |
| 105 | 477 | 0.748 | 0.747 | 0.000 |
| 105 | 556 | 0.746 | 0.745 | 0.000 |
| 105 | 1213 | 0.747 | 0.747 | 0.000 |
| Max | | 0.749 | 0.749 | 0.000 |
| Average | | 0.746 | 0.746 | 0.000 |
| Min | | 0.743 | 0.743 | -0.001 |
| Std Dev | | 0.001 | 0.002 | 0.000 |

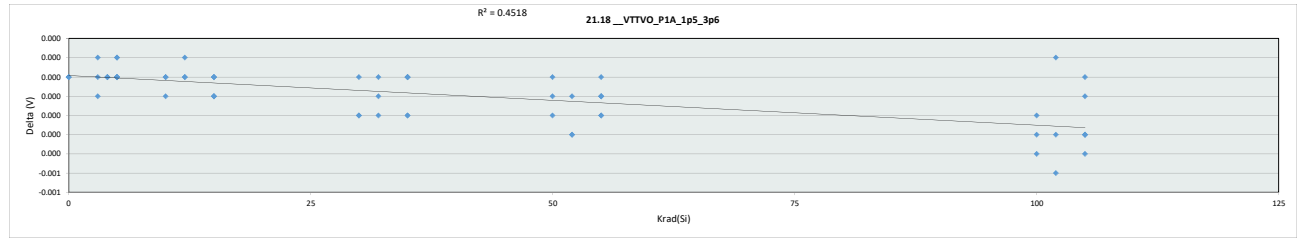


| 21.15_VTTVO_P500mA_1p5_3p6 | | | | | | | | | | | | | | | | |
|----------------------------|-------|-------|-------|-------|-------|-------|-------|-------|-------|-------|-------|-------|-------|-------|-------|-------|
| Test Site | | | | | | | | | | | | | | | | |
| Tester | | | | | | | | | | | | | | | | |
| Test Number | | | | | | | | | | | | | | | | |
| Max Limit | 0.78 | V | | | | | | | | | | | | | | |
| Min Limit | 0.735 | V | | | | | | | | | | | | | | |
| Krad(Si) | 0 | 3 | 4 | 5 | 10 | 12 | 15 | 30 | 32 | 35 | 50 | 52 | 55 | 100 | 102 | 105 |
| LL | 0.735 | 0.735 | 0.735 | 0.735 | 0.735 | 0.735 | 0.735 | 0.735 | 0.735 | 0.735 | 0.735 | 0.735 | 0.735 | 0.735 | 0.735 | 0.735 |
| Min | 0.746 | 0.746 | 0.744 | 0.743 | 0.745 | 0.746 | 0.745 | 0.746 | 0.747 | 0.746 | 0.745 | 0.744 | 0.745 | 0.744 | 0.745 | 0.744 |
| Average | 0.747 | 0.746 | 0.746 | 0.745 | 0.746 | 0.747 | 0.747 | 0.748 | 0.748 | 0.746 | 0.746 | 0.745 | 0.747 | 0.745 | 0.746 | 0.745 |
| Max | 0.748 | 0.747 | 0.749 | 0.748 | 0.747 | 0.749 | 0.748 | 0.749 | 0.748 | 0.749 | 0.748 | 0.747 | 0.749 | 0.746 | 0.747 | 0.747 |
| UL | 0.780 | 0.780 | 0.780 | 0.780 | 0.780 | 0.780 | 0.780 | 0.780 | 0.780 | 0.780 | 0.780 | 0.780 | 0.780 | 0.780 | 0.780 | 0.780 |

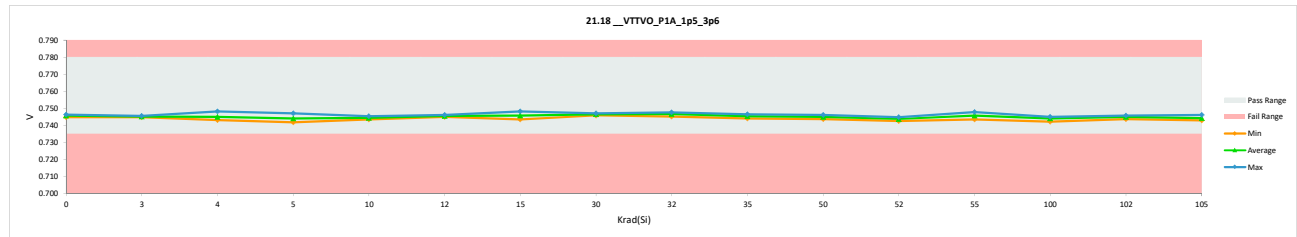


HDR TID Report
TPS7H3302-SP QML CALSS P

| 21.18_VTTVO_P1A_1p5_3p6 | | | | |
|-------------------------|----------|-------------|-----------|-------|
| Test Site | Tester | Test Number | Unit | |
| | | | V | V |
| | | | Max Limit | 0.78 |
| | | | Min Limit | 0.735 |
| Krad(Si) | Serial # | PRE | POST | Delta |
| 0 | 775 | 0.745 | 0.745 | 0.000 |
| 0 | 1088 | 0.746 | 0.746 | 0.000 |
| 0 | 1106 | 0.746 | 0.746 | 0.000 |
| 3 | 817 | 0.745 | 0.745 | 0.000 |
| 3 | 825 | 0.745 | 0.745 | 0.000 |
| 3 | 833 | 0.745 | 0.746 | 0.000 |
| 4 | 547 | 0.744 | 0.744 | 0.000 |
| 4 | 645 | 0.743 | 0.743 | 0.000 |
| 4 | 788 | 0.748 | 0.748 | 0.000 |
| 5 | 959 | 0.744 | 0.744 | 0.000 |
| 5 | 991 | 0.742 | 0.742 | 0.000 |
| 5 | 1000 | 0.742 | 0.742 | 0.000 |
| 5 | 1011 | 0.743 | 0.743 | 0.000 |
| 5 | 1087 | 0.747 | 0.747 | 0.000 |
| 5 | 1097 | 0.745 | 0.745 | 0.000 |
| 10 | 180 | 0.745 | 0.745 | 0.000 |
| 10 | 236 | 0.744 | 0.744 | 0.000 |
| 10 | 246 | 0.743 | 0.743 | 0.000 |
| 12 | 190 | 0.746 | 0.746 | 0.000 |
| 12 | 266 | 0.745 | 0.745 | 0.000 |
| 12 | 308 | 0.745 | 0.745 | 0.000 |
| 15 | 848 | 0.747 | 0.747 | 0.000 |
| 15 | 878 | 0.744 | 0.743 | 0.000 |
| 15 | 880 | 0.747 | 0.747 | 0.000 |
| 15 | 942 | 0.745 | 0.745 | 0.000 |
| 15 | 947 | 0.744 | 0.744 | 0.000 |
| 15 | 962 | 0.748 | 0.748 | 0.000 |
| 30 | 1141 | 0.747 | 0.747 | 0.000 |
| 30 | 1242 | 0.746 | 0.746 | 0.000 |
| 30 | 1417 | 0.746 | 0.746 | 0.000 |
| 32 | 1126 | 0.745 | 0.745 | 0.000 |
| 32 | 1165 | 0.748 | 0.747 | 0.000 |
| 32 | 1300 | 0.748 | 0.748 | 0.000 |
| 35 | 376 | 0.746 | 0.746 | 0.000 |
| 35 | 405 | 0.745 | 0.745 | 0.000 |
| 35 | 425 | 0.746 | 0.745 | 0.000 |
| 35 | 492 | 0.745 | 0.745 | 0.000 |
| 35 | 501 | 0.746 | 0.746 | 0.000 |
| 35 | 521 | 0.744 | 0.744 | 0.000 |
| 50 | 300 | 0.744 | 0.744 | 0.000 |
| 50 | 756 | 0.745 | 0.745 | 0.000 |
| 50 | 1100 | 0.746 | 0.746 | 0.000 |
| 52 | 451 | 0.745 | 0.745 | 0.000 |
| 52 | 587 | 0.744 | 0.744 | 0.000 |
| 52 | 956 | 0.743 | 0.743 | 0.000 |
| 55 | 198 | 0.746 | 0.746 | 0.000 |
| 55 | 220 | 0.743 | 0.743 | 0.000 |
| 55 | 665 | 0.744 | 0.744 | 0.000 |
| 55 | 818 | 0.745 | 0.745 | 0.000 |
| 55 | 1057 | 0.748 | 0.748 | 0.000 |
| 55 | 1137 | 0.748 | 0.748 | 0.000 |
| 100 | 448 | 0.743 | 0.742 | 0.000 |
| 100 | 938 | 0.745 | 0.745 | 0.000 |
| 100 | 1051 | 0.745 | 0.745 | 0.000 |
| 102 | 921 | 0.746 | 0.746 | 0.000 |
| 102 | 1113 | 0.745 | 0.745 | 0.000 |
| 102 | 1234 | 0.744 | 0.744 | 0.000 |
| 105 | 194 | 0.743 | 0.743 | 0.000 |
| 105 | 367 | 0.743 | 0.743 | 0.000 |
| 105 | 440 | 0.743 | 0.743 | 0.000 |
| 105 | 477 | 0.746 | 0.746 | 0.000 |
| 105 | 556 | 0.744 | 0.744 | 0.000 |
| 105 | 1213 | 0.746 | 0.745 | 0.000 |
| | Max | 0.748 | 0.748 | 0.000 |
| | Average | 0.745 | 0.745 | 0.000 |
| | Min | 0.742 | 0.742 | 0.000 |
| | Std Dev | 0.002 | 0.002 | 0.000 |

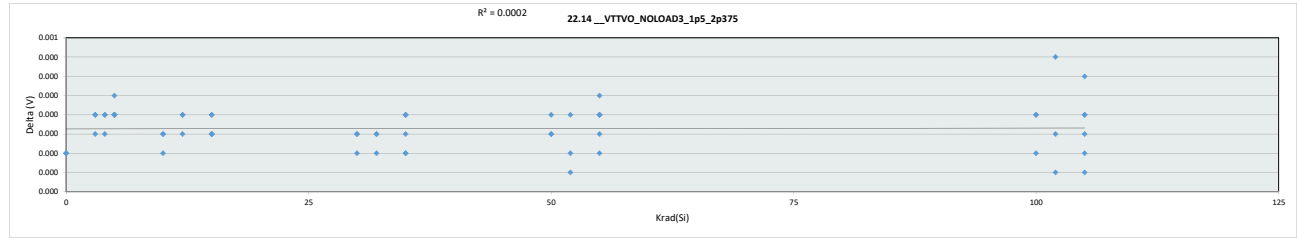


| 21.18_VTTVO_P1A_1p5_3p6 | | | | | | | | | | | | | | | | |
|-------------------------|--------|-------------|-----------|-----------|-------|-------|-------|-------|-------|-------|-------|-------|-------|-------|-------|-------|
| Test Site | Tester | Test Number | Max Limit | Min Limit | | | | | | | | | | | | |
| | | | 0.78 | 0.735 | | | | | | | | | | | | |
| | | | V | V | | | | | | | | | | | | |
| Krad(Si) | 0 | 3 | 4 | 5 | 10 | 12 | 15 | 30 | 32 | 35 | 50 | 52 | 55 | 100 | 102 | 105 |
| LL | 0.735 | 0.735 | 0.735 | 0.735 | 0.735 | 0.735 | 0.735 | 0.735 | 0.735 | 0.735 | 0.735 | 0.735 | 0.735 | 0.735 | 0.735 | 0.735 |
| Min | 0.745 | 0.745 | 0.743 | 0.742 | 0.744 | 0.745 | 0.744 | 0.746 | 0.745 | 0.744 | 0.744 | 0.743 | 0.744 | 0.742 | 0.744 | 0.743 |
| Average | 0.746 | 0.745 | 0.745 | 0.744 | 0.744 | 0.745 | 0.746 | 0.746 | 0.747 | 0.745 | 0.745 | 0.744 | 0.746 | 0.744 | 0.745 | 0.744 |
| Max | 0.746 | 0.746 | 0.748 | 0.747 | 0.745 | 0.746 | 0.748 | 0.747 | 0.748 | 0.746 | 0.746 | 0.745 | 0.748 | 0.745 | 0.746 | 0.746 |
| UL | 0.780 | 0.780 | 0.780 | 0.780 | 0.780 | 0.780 | 0.780 | 0.780 | 0.780 | 0.780 | 0.780 | 0.780 | 0.780 | 0.780 | 0.780 | 0.780 |

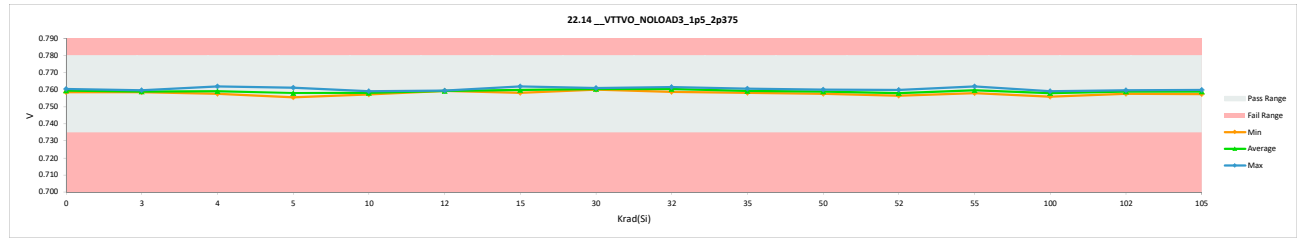


HDR TID Report
TPS7H3302-SP QML CALSS P

| 22.14_VTTVO_NOLOAD3_1p5_2p375 | | | | |
|-------------------------------|----------|-------------|-------|-------|
| Test Site | Tester | Test Number | Unit | Delta |
| | | | V | V |
| Max Limit | | | 0.78 | 0.78 |
| Min Limit | | | 0.735 | 0.735 |
| Krad(Si) | Serial # | PRE | POST | Delta |
| 0 | 775 | 0.759 | 0.759 | 0.000 |
| 0 | 1088 | 0.760 | 0.760 | 0.000 |
| 0 | 1106 | 0.761 | 0.760 | 0.000 |
| 3 | 817 | 0.758 | 0.758 | 0.000 |
| 3 | 825 | 0.758 | 0.758 | 0.000 |
| 3 | 833 | 0.760 | 0.760 | 0.000 |
| 4 | 547 | 0.758 | 0.758 | 0.000 |
| 4 | 645 | 0.758 | 0.758 | 0.000 |
| 4 | 788 | 0.762 | 0.762 | 0.000 |
| 5 | 959 | 0.758 | 0.758 | 0.000 |
| 5 | 991 | 0.756 | 0.756 | 0.000 |
| 5 | 1000 | 0.755 | 0.756 | 0.000 |
| 5 | 1011 | 0.757 | 0.757 | 0.000 |
| 5 | 1087 | 0.761 | 0.761 | 0.000 |
| 5 | 1097 | 0.760 | 0.760 | 0.000 |
| 10 | 180 | 0.758 | 0.758 | 0.000 |
| 10 | 236 | 0.759 | 0.759 | 0.000 |
| 10 | 246 | 0.757 | 0.757 | 0.000 |
| 12 | 190 | 0.759 | 0.760 | 0.000 |
| 12 | 266 | 0.759 | 0.759 | 0.000 |
| 12 | 308 | 0.759 | 0.759 | 0.000 |
| 15 | 848 | 0.761 | 0.761 | 0.000 |
| 15 | 878 | 0.758 | 0.758 | 0.000 |
| 15 | 880 | 0.760 | 0.760 | 0.000 |
| 15 | 942 | 0.760 | 0.760 | 0.000 |
| 15 | 947 | 0.758 | 0.758 | 0.000 |
| 15 | 962 | 0.762 | 0.762 | 0.000 |
| 30 | 1141 | 0.761 | 0.761 | 0.000 |
| 30 | 1242 | 0.760 | 0.760 | 0.000 |
| 30 | 1417 | 0.760 | 0.760 | 0.000 |
| 32 | 1126 | 0.759 | 0.759 | 0.000 |
| 32 | 1165 | 0.762 | 0.762 | 0.000 |
| 32 | 1300 | 0.761 | 0.761 | 0.000 |
| 35 | 376 | 0.760 | 0.760 | 0.000 |
| 35 | 405 | 0.758 | 0.758 | 0.000 |
| 35 | 425 | 0.759 | 0.759 | 0.000 |
| 35 | 492 | 0.759 | 0.758 | 0.000 |
| 35 | 501 | 0.761 | 0.761 | 0.000 |
| 35 | 521 | 0.759 | 0.758 | 0.000 |
| 50 | 300 | 0.758 | 0.758 | 0.000 |
| 50 | 756 | 0.759 | 0.759 | 0.000 |
| 50 | 1100 | 0.760 | 0.760 | 0.000 |
| 52 | 451 | 0.760 | 0.760 | 0.000 |
| 52 | 587 | 0.758 | 0.758 | 0.000 |
| 52 | 956 | 0.757 | 0.757 | 0.000 |
| 55 | 198 | 0.759 | 0.760 | 0.000 |
| 55 | 220 | 0.758 | 0.758 | 0.000 |
| 55 | 665 | 0.758 | 0.758 | 0.000 |
| 55 | 818 | 0.760 | 0.760 | 0.000 |
| 55 | 1057 | 0.762 | 0.762 | 0.000 |
| 55 | 1137 | 0.761 | 0.761 | 0.000 |
| 100 | 448 | 0.756 | 0.756 | 0.000 |
| 100 | 938 | 0.759 | 0.759 | 0.000 |
| 100 | 1051 | 0.759 | 0.759 | 0.000 |
| 102 | 921 | 0.760 | 0.760 | 0.000 |
| 102 | 1113 | 0.759 | 0.760 | 0.000 |
| 102 | 1234 | 0.758 | 0.758 | 0.000 |
| 105 | 194 | 0.759 | 0.759 | 0.000 |
| 105 | 367 | 0.758 | 0.757 | 0.000 |
| 105 | 440 | 0.758 | 0.758 | 0.000 |
| 105 | 477 | 0.760 | 0.760 | 0.000 |
| 105 | 556 | 0.759 | 0.759 | 0.000 |
| 105 | 1213 | 0.759 | 0.760 | 0.000 |
| Max | | 0.762 | 0.762 | 0.000 |
| Average | | 0.759 | 0.759 | 0.000 |
| Min | | 0.755 | 0.756 | 0.000 |
| Std Dev | | 0.001 | 0.001 | 0.000 |

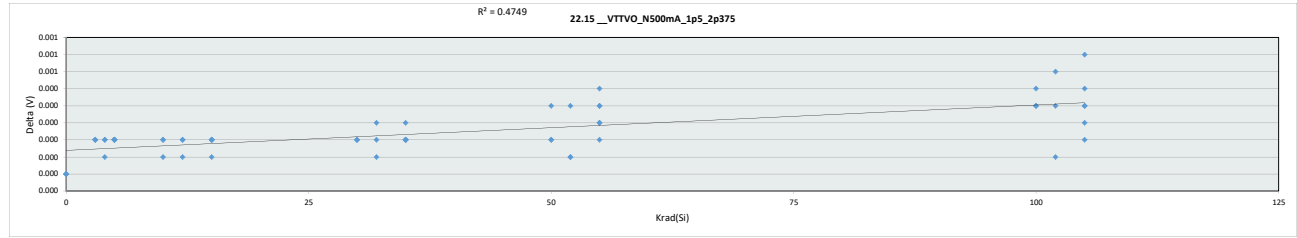


| 22.14_VTTVO_NOLOAD3_1p5 | | | | | | | | | | | | | | | | |
|-------------------------|--------|-------------|-----------|-----------|-------|-------|-------|-------|-------|-------|-------|-------|-------|-------|-------|-------|
| Test Site | Tester | Test Number | Max Limit | Min Limit | | | | | | | | | | | | |
| | | | 0.78 | 0.735 | | | | | | | | | | | | |
| | | | V | V | | | | | | | | | | | | |
| Krad(Si) | 0 | 3 | 4 | 5 | 10 | 12 | 15 | 30 | 32 | 35 | 50 | 52 | 55 | 100 | 102 | 105 |
| LL | 0.735 | 0.735 | 0.735 | 0.735 | 0.735 | 0.735 | 0.735 | 0.735 | 0.735 | 0.735 | 0.735 | 0.735 | 0.735 | 0.735 | 0.735 | 0.735 |
| Min | 0.759 | 0.759 | 0.758 | 0.756 | 0.757 | 0.759 | 0.758 | 0.760 | 0.759 | 0.758 | 0.757 | 0.758 | 0.756 | 0.758 | 0.758 | 0.758 |
| Average | 0.760 | 0.759 | 0.759 | 0.758 | 0.758 | 0.759 | 0.760 | 0.760 | 0.760 | 0.759 | 0.759 | 0.758 | 0.760 | 0.758 | 0.759 | 0.759 |
| Max | 0.760 | 0.760 | 0.762 | 0.761 | 0.759 | 0.760 | 0.762 | 0.761 | 0.762 | 0.761 | 0.760 | 0.760 | 0.762 | 0.759 | 0.760 | 0.760 |
| UL | 0.780 | 0.780 | 0.780 | 0.780 | 0.780 | 0.780 | 0.780 | 0.780 | 0.780 | 0.780 | 0.780 | 0.780 | 0.780 | 0.780 | 0.780 | 0.780 |

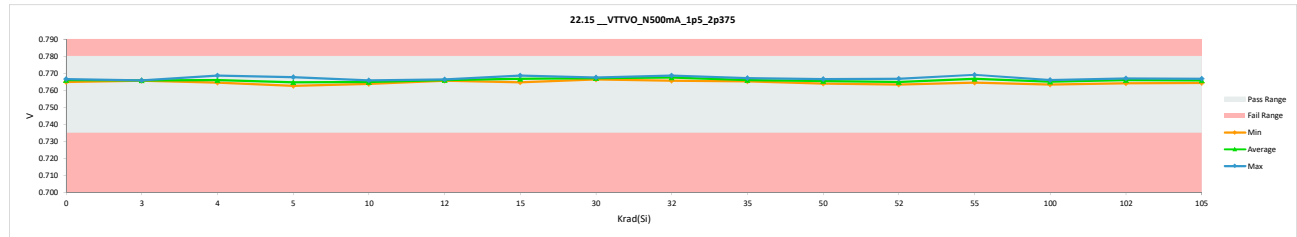


HDR TID Report
TPS7H3302-SP QML CALSS P

| 22.15_VTTVO_N500mA_1p5_2p375 | | | | |
|------------------------------|----------|-------------|-------|-----------|
| Test Site | Tester | Test Number | Unit | Max Limit |
| | | | V | 0.78 |
| | | | V | 0.735 |
| Krad(Si) | Serial # | PRE | POST | Delta |
| 0 | 775 | 0.765 | 0.765 | 0.000 |
| 0 | 1088 | 0.766 | 0.766 | 0.000 |
| 0 | 1106 | 0.767 | 0.767 | 0.000 |
| 3 | 817 | 0.766 | 0.766 | 0.000 |
| 3 | 825 | 0.766 | 0.766 | 0.000 |
| 3 | 833 | 0.766 | 0.766 | 0.000 |
| 4 | 847 | 0.765 | 0.765 | 0.000 |
| 4 | 645 | 0.764 | 0.765 | 0.000 |
| 4 | 788 | 0.769 | 0.769 | 0.000 |
| 5 | 959 | 0.765 | 0.765 | 0.000 |
| 5 | 991 | 0.763 | 0.763 | 0.000 |
| 5 | 1000 | 0.762 | 0.763 | 0.000 |
| 5 | 1011 | 0.764 | 0.764 | 0.000 |
| 5 | 1087 | 0.768 | 0.768 | 0.000 |
| 5 | 1097 | 0.766 | 0.766 | 0.000 |
| 10 | 180 | 0.765 | 0.765 | 0.000 |
| 10 | 236 | 0.766 | 0.766 | 0.000 |
| 10 | 246 | 0.764 | 0.764 | 0.000 |
| 12 | 190 | 0.766 | 0.766 | 0.000 |
| 12 | 266 | 0.766 | 0.766 | 0.000 |
| 12 | 308 | 0.766 | 0.766 | 0.000 |
| 15 | 848 | 0.768 | 0.768 | 0.000 |
| 15 | 878 | 0.765 | 0.765 | 0.000 |
| 15 | 880 | 0.767 | 0.767 | 0.000 |
| 15 | 942 | 0.766 | 0.766 | 0.000 |
| 15 | 947 | 0.765 | 0.765 | 0.000 |
| 15 | 962 | 0.769 | 0.769 | 0.000 |
| 30 | 1141 | 0.767 | 0.767 | 0.000 |
| 30 | 1242 | 0.766 | 0.766 | 0.000 |
| 30 | 1417 | 0.767 | 0.767 | 0.000 |
| 32 | 1126 | 0.766 | 0.766 | 0.000 |
| 32 | 1165 | 0.768 | 0.768 | 0.000 |
| 32 | 1300 | 0.768 | 0.769 | 0.000 |
| 35 | 376 | 0.767 | 0.767 | 0.000 |
| 35 | 405 | 0.766 | 0.766 | 0.000 |
| 35 | 425 | 0.766 | 0.766 | 0.000 |
| 35 | 492 | 0.765 | 0.765 | 0.000 |
| 35 | 501 | 0.767 | 0.767 | 0.000 |
| 35 | 521 | 0.765 | 0.765 | 0.000 |
| 50 | 300 | 0.764 | 0.764 | 0.000 |
| 50 | 756 | 0.766 | 0.766 | 0.000 |
| 50 | 1100 | 0.766 | 0.767 | 0.000 |
| 52 | 451 | 0.767 | 0.767 | 0.000 |
| 52 | 587 | 0.764 | 0.765 | 0.000 |
| 52 | 956 | 0.763 | 0.763 | 0.000 |
| 55 | 198 | 0.766 | 0.766 | 0.000 |
| 55 | 220 | 0.764 | 0.765 | 0.000 |
| 55 | 665 | 0.765 | 0.765 | 0.000 |
| 55 | 818 | 0.766 | 0.766 | 0.000 |
| 55 | 1057 | 0.769 | 0.769 | 0.000 |
| 55 | 1137 | 0.768 | 0.768 | 0.000 |
| 100 | 448 | 0.763 | 0.763 | 0.000 |
| 100 | 938 | 0.766 | 0.766 | 0.000 |
| 100 | 1051 | 0.765 | 0.766 | 0.000 |
| 102 | 921 | 0.766 | 0.767 | 0.000 |
| 102 | 1113 | 0.766 | 0.767 | 0.001 |
| 102 | 1234 | 0.764 | 0.764 | 0.000 |
| 105 | 194 | 0.766 | 0.766 | 0.000 |
| 105 | 367 | 0.764 | 0.764 | 0.000 |
| 105 | 440 | 0.765 | 0.765 | 0.001 |
| 105 | 477 | 0.766 | 0.767 | 0.000 |
| 105 | 556 | 0.766 | 0.766 | 0.000 |
| 105 | 1213 | 0.766 | 0.766 | 0.000 |
| | Max | 0.769 | 0.769 | 0.001 |
| | Average | 0.766 | 0.766 | 0.000 |
| | Min | 0.762 | 0.763 | 0.000 |
| | Std Dev | 0.001 | 0.001 | 0.000 |

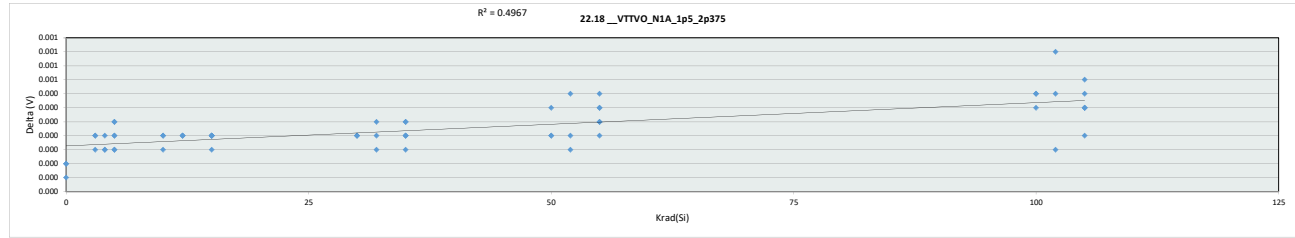


| 22.15_VTTVO_N500mA_1p5 | | | | | | | | | | | | | | | |
|------------------------|--------|-------------|-----------|-----------|-------|-------|-------|-------|-------|-------|-------|-------|-------|-------|-------|
| Test Site | Tester | Test Number | Max Limit | Min Limit | | | | | | | | | | | |
| | | | 0.78 | V | | | | | | | | | | | |
| | | | 0.735 | V | | | | | | | | | | | |
| Krad(Si) | 3 | 4 | 5 | 10 | 12 | 15 | 30 | 32 | 35 | 50 | 52 | 55 | 100 | 102 | 105 |
| LL | 0.735 | 0.735 | 0.735 | 0.735 | 0.735 | 0.735 | 0.735 | 0.735 | 0.735 | 0.735 | 0.735 | 0.735 | 0.735 | 0.735 | 0.735 |
| Min | 0.765 | 0.766 | 0.765 | 0.763 | 0.764 | 0.766 | 0.765 | 0.766 | 0.766 | 0.765 | 0.764 | 0.763 | 0.765 | 0.763 | 0.764 |
| Average | 0.766 | 0.766 | 0.766 | 0.765 | 0.765 | 0.766 | 0.767 | 0.767 | 0.768 | 0.766 | 0.765 | 0.767 | 0.765 | 0.766 | 0.766 |
| Max | 0.767 | 0.766 | 0.769 | 0.768 | 0.766 | 0.769 | 0.768 | 0.769 | 0.767 | 0.767 | 0.767 | 0.769 | 0.766 | 0.767 | 0.767 |
| UL | 0.780 | 0.780 | 0.780 | 0.780 | 0.780 | 0.780 | 0.780 | 0.780 | 0.780 | 0.780 | 0.780 | 0.780 | 0.780 | 0.780 | 0.780 |

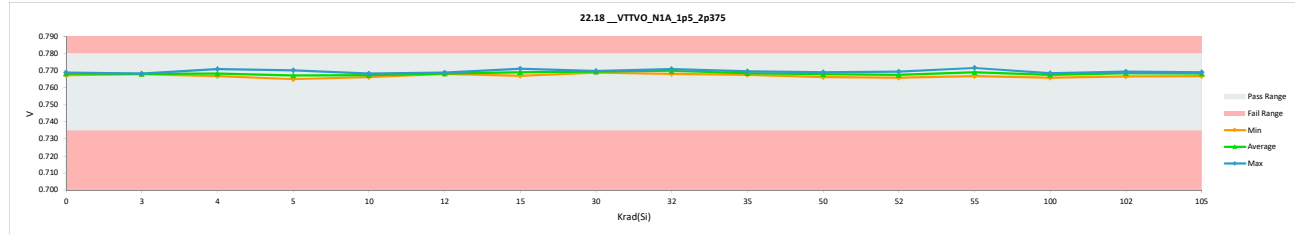


HDR TID Report
TPS7H3302-SP QML CALSS P

| 22.18_VTTVO_N1A_1p5_2p375 | | | | |
|---------------------------|----------|-------------|-------|-------|
| Test Site | Tester | Test Number | Unit | Delta |
| | | | V | V |
| Max Limit | | | 0.78 | 0.78 |
| Min Limit | | | 0.735 | 0.735 |
| Krad(Si) | Serial # | PRE | POST | Delta |
| 0 | 775 | 0.767 | 0.767 | 0.000 |
| 0 | 1088 | 0.769 | 0.769 | 0.000 |
| 0 | 1106 | 0.769 | 0.769 | 0.000 |
| 3 | 817 | 0.768 | 0.768 | 0.000 |
| 3 | 825 | 0.768 | 0.768 | 0.000 |
| 3 | 833 | 0.768 | 0.768 | 0.000 |
| 4 | 547 | 0.767 | 0.767 | 0.000 |
| 4 | 645 | 0.767 | 0.767 | 0.000 |
| 4 | 788 | 0.771 | 0.771 | 0.000 |
| 5 | 959 | 0.767 | 0.767 | 0.000 |
| 5 | 991 | 0.765 | 0.765 | 0.000 |
| 5 | 1000 | 0.765 | 0.765 | 0.000 |
| 5 | 1011 | 0.766 | 0.766 | 0.000 |
| 5 | 1087 | 0.770 | 0.770 | 0.000 |
| 5 | 1097 | 0.768 | 0.769 | 0.000 |
| 10 | 180 | 0.767 | 0.768 | 0.000 |
| 10 | 236 | 0.768 | 0.768 | 0.000 |
| 10 | 246 | 0.766 | 0.766 | 0.000 |
| 12 | 190 | 0.769 | 0.769 | 0.000 |
| 12 | 266 | 0.768 | 0.768 | 0.000 |
| 12 | 308 | 0.768 | 0.768 | 0.000 |
| 15 | 848 | 0.770 | 0.770 | 0.000 |
| 15 | 878 | 0.767 | 0.767 | 0.000 |
| 15 | 880 | 0.770 | 0.770 | 0.000 |
| 15 | 942 | 0.769 | 0.769 | 0.000 |
| 15 | 947 | 0.768 | 0.768 | 0.000 |
| 15 | 962 | 0.771 | 0.771 | 0.000 |
| 30 | 1141 | 0.770 | 0.770 | 0.000 |
| 30 | 1242 | 0.769 | 0.769 | 0.000 |
| 30 | 1417 | 0.770 | 0.770 | 0.000 |
| 32 | 1126 | 0.768 | 0.768 | 0.000 |
| 32 | 1165 | 0.771 | 0.771 | 0.000 |
| 32 | 1300 | 0.771 | 0.771 | 0.000 |
| 35 | 376 | 0.769 | 0.769 | 0.000 |
| 35 | 405 | 0.768 | 0.768 | 0.000 |
| 35 | 425 | 0.768 | 0.768 | 0.000 |
| 35 | 492 | 0.768 | 0.768 | 0.000 |
| 35 | 501 | 0.769 | 0.770 | 0.000 |
| 35 | 521 | 0.767 | 0.767 | 0.000 |
| 50 | 300 | 0.766 | 0.766 | 0.000 |
| 50 | 756 | 0.768 | 0.768 | 0.000 |
| 50 | 1100 | 0.769 | 0.769 | 0.000 |
| 52 | 451 | 0.769 | 0.769 | 0.000 |
| 52 | 587 | 0.767 | 0.767 | 0.000 |
| 52 | 956 | 0.766 | 0.766 | 0.000 |
| 55 | 198 | 0.769 | 0.769 | 0.000 |
| 55 | 220 | 0.767 | 0.767 | 0.000 |
| 55 | 665 | 0.767 | 0.768 | 0.000 |
| 55 | 818 | 0.769 | 0.769 | 0.000 |
| 55 | 1057 | 0.771 | 0.772 | 0.000 |
| 55 | 1137 | 0.771 | 0.771 | 0.000 |
| 100 | 448 | 0.765 | 0.766 | 0.000 |
| 100 | 938 | 0.768 | 0.768 | 0.000 |
| 100 | 1051 | 0.768 | 0.768 | 0.000 |
| 102 | 921 | 0.769 | 0.769 | 0.000 |
| 102 | 1113 | 0.769 | 0.770 | 0.001 |
| 102 | 1234 | 0.767 | 0.767 | 0.000 |
| 105 | 194 | 0.769 | 0.769 | 0.000 |
| 105 | 367 | 0.767 | 0.767 | 0.000 |
| 105 | 440 | 0.767 | 0.768 | 0.001 |
| 105 | 477 | 0.769 | 0.769 | 0.000 |
| 105 | 556 | 0.769 | 0.769 | 0.000 |
| 105 | 1213 | 0.768 | 0.769 | 0.000 |
| Max | | 0.771 | 0.772 | 0.001 |
| Average | | 0.768 | 0.768 | 0.000 |
| Min | | 0.765 | 0.765 | 0.000 |
| Std Dev | | 0.001 | 0.001 | 0.000 |

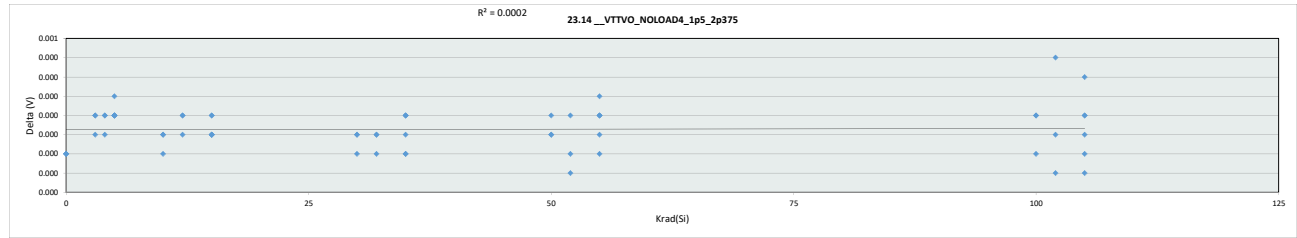


| 22.18_VTTVO_N1A_1p5_2p375 | | | | | | | | | | | | | | | |
|---------------------------|--------|-------------|-------|-------|-------|-------|-------|-------|-------|-------|-------|-------|-------|-------|-------|
| Test Site | Tester | Test Number | Unit | Delta | | | | | | | | | | | |
| | | | V | V | | | | | | | | | | | |
| Max Limit | | | 0.78 | 0.78 | | | | | | | | | | | |
| Min Limit | | | 0.735 | 0.735 | | | | | | | | | | | |
| Krad(Si) | 3 | 4 | 5 | 10 | 12 | 15 | 30 | 32 | 35 | 50 | 52 | 55 | 100 | 102 | 105 |
| LL | 0.735 | 0.735 | 0.735 | 0.735 | 0.735 | 0.735 | 0.735 | 0.735 | 0.735 | 0.735 | 0.735 | 0.735 | 0.735 | 0.735 | 0.735 |
| Min | 0.767 | 0.768 | 0.767 | 0.765 | 0.766 | 0.767 | 0.769 | 0.768 | 0.768 | 0.766 | 0.766 | 0.767 | 0.766 | 0.767 | 0.767 |
| Average | 0.768 | 0.768 | 0.768 | 0.767 | 0.767 | 0.768 | 0.769 | 0.770 | 0.770 | 0.768 | 0.768 | 0.769 | 0.767 | 0.768 | 0.768 |
| Max | 0.769 | 0.768 | 0.771 | 0.770 | 0.768 | 0.771 | 0.770 | 0.771 | 0.771 | 0.769 | 0.769 | 0.772 | 0.769 | 0.770 | 0.769 |
| UL | 0.780 | 0.780 | 0.780 | 0.780 | 0.780 | 0.780 | 0.780 | 0.780 | 0.780 | 0.780 | 0.780 | 0.780 | 0.780 | 0.780 | 0.780 |

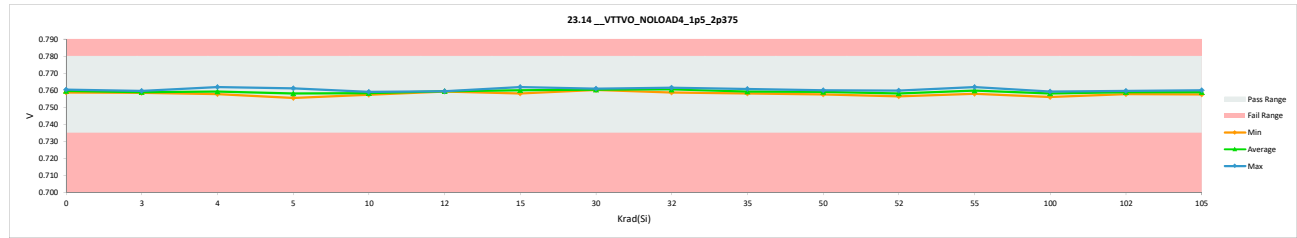


HDR TID Report
TPS7H3302-SP QML CALSS P

| 23.14_VTTVO_NOLOAD4_1p5_2p375 | | | | |
|-------------------------------|----------|-------------|-------|-------|
| Test Site | Tester | Test Number | Unit | Delta |
| | | | V | V |
| | | | 0.78 | 0.78 |
| | | | 0.735 | 0.735 |
| Krad(Si) | Serial # | PRE | POST | Delta |
| 0 | 775 | 0.759 | 0.759 | 0.000 |
| 0 | 1088 | 0.760 | 0.760 | 0.000 |
| 0 | 1106 | 0.761 | 0.760 | 0.000 |
| 3 | 817 | 0.758 | 0.758 | 0.000 |
| 3 | 825 | 0.758 | 0.758 | 0.000 |
| 3 | 833 | 0.760 | 0.760 | 0.000 |
| 4 | 547 | 0.758 | 0.758 | 0.000 |
| 4 | 645 | 0.758 | 0.758 | 0.000 |
| 4 | 788 | 0.762 | 0.762 | 0.000 |
| 5 | 959 | 0.758 | 0.758 | 0.000 |
| 5 | 991 | 0.756 | 0.756 | 0.000 |
| 5 | 1000 | 0.755 | 0.756 | 0.000 |
| 5 | 1011 | 0.757 | 0.757 | 0.000 |
| 5 | 1087 | 0.761 | 0.761 | 0.000 |
| 5 | 1097 | 0.760 | 0.760 | 0.000 |
| 10 | 180 | 0.758 | 0.758 | 0.000 |
| 10 | 236 | 0.759 | 0.759 | 0.000 |
| 10 | 246 | 0.757 | 0.757 | 0.000 |
| 12 | 190 | 0.759 | 0.760 | 0.000 |
| 12 | 266 | 0.759 | 0.759 | 0.000 |
| 12 | 308 | 0.759 | 0.759 | 0.000 |
| 15 | 848 | 0.761 | 0.761 | 0.000 |
| 15 | 878 | 0.758 | 0.758 | 0.000 |
| 15 | 880 | 0.760 | 0.760 | 0.000 |
| 15 | 942 | 0.760 | 0.760 | 0.000 |
| 15 | 947 | 0.758 | 0.758 | 0.000 |
| 15 | 962 | 0.762 | 0.762 | 0.000 |
| 30 | 1141 | 0.761 | 0.761 | 0.000 |
| 30 | 1242 | 0.760 | 0.760 | 0.000 |
| 30 | 1417 | 0.760 | 0.760 | 0.000 |
| 32 | 1126 | 0.759 | 0.759 | 0.000 |
| 32 | 1165 | 0.762 | 0.762 | 0.000 |
| 32 | 1300 | 0.761 | 0.761 | 0.000 |
| 35 | 376 | 0.760 | 0.760 | 0.000 |
| 35 | 405 | 0.758 | 0.758 | 0.000 |
| 35 | 425 | 0.759 | 0.759 | 0.000 |
| 35 | 492 | 0.759 | 0.758 | 0.000 |
| 35 | 501 | 0.761 | 0.761 | 0.000 |
| 35 | 521 | 0.759 | 0.758 | 0.000 |
| 50 | 300 | 0.758 | 0.758 | 0.000 |
| 50 | 756 | 0.759 | 0.759 | 0.000 |
| 50 | 1100 | 0.760 | 0.760 | 0.000 |
| 52 | 451 | 0.760 | 0.760 | 0.000 |
| 52 | 587 | 0.758 | 0.758 | 0.000 |
| 52 | 956 | 0.757 | 0.757 | 0.000 |
| 55 | 198 | 0.759 | 0.760 | 0.000 |
| 55 | 220 | 0.758 | 0.758 | 0.000 |
| 55 | 665 | 0.758 | 0.758 | 0.000 |
| 55 | 818 | 0.760 | 0.760 | 0.000 |
| 55 | 1057 | 0.762 | 0.762 | 0.000 |
| 55 | 1137 | 0.761 | 0.761 | 0.000 |
| 100 | 448 | 0.756 | 0.756 | 0.000 |
| 100 | 938 | 0.759 | 0.759 | 0.000 |
| 100 | 1051 | 0.759 | 0.759 | 0.000 |
| 102 | 921 | 0.760 | 0.760 | 0.000 |
| 102 | 1113 | 0.759 | 0.760 | 0.000 |
| 102 | 1234 | 0.758 | 0.758 | 0.000 |
| 105 | 194 | 0.759 | 0.759 | 0.000 |
| 105 | 367 | 0.758 | 0.757 | 0.000 |
| 105 | 440 | 0.758 | 0.758 | 0.000 |
| 105 | 477 | 0.760 | 0.760 | 0.000 |
| 105 | 556 | 0.759 | 0.759 | 0.000 |
| 105 | 1213 | 0.759 | 0.760 | 0.000 |
| | Max | 0.762 | 0.762 | 0.000 |
| | Average | 0.759 | 0.759 | 0.000 |
| | Min | 0.755 | 0.756 | 0.000 |
| | Std Dev | 0.001 | 0.001 | 0.000 |

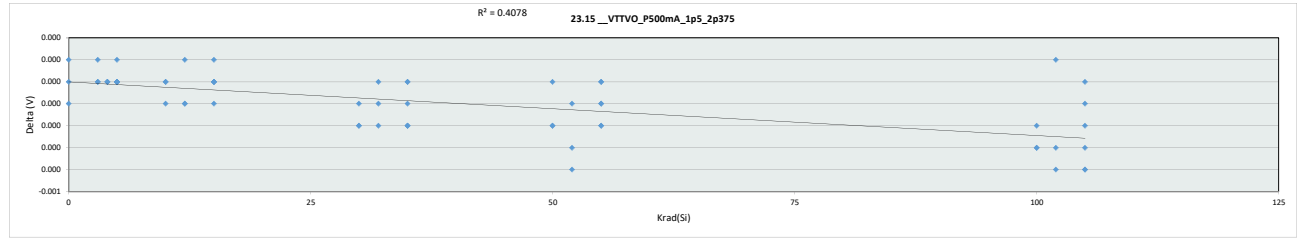


| 23.14_VTTVO_NOLOAD4_1p5 | | | | | | | | | | | | | | | | |
|-------------------------|--------|-------------|-----------|-----------|-------|-------|-------|-------|-------|-------|-------|-------|-------|-------|-------|-------|
| Test Site | Tester | Test Number | Max Limit | Min Limit | | | | | | | | | | | | |
| | | | 0.78 | 0.735 | | | | | | | | | | | | |
| | | | | | | | | | | | | | | | | |
| Krad(Si) | 0 | 3 | 4 | 5 | 10 | 12 | 15 | 30 | 32 | 35 | 50 | 52 | 55 | 100 | 102 | 105 |
| LL | 0.735 | 0.735 | 0.735 | 0.735 | 0.735 | 0.735 | 0.735 | 0.735 | 0.735 | 0.735 | 0.735 | 0.735 | 0.735 | 0.735 | 0.735 | 0.735 |
| Min | 0.759 | 0.759 | 0.758 | 0.756 | 0.757 | 0.759 | 0.758 | 0.760 | 0.759 | 0.758 | 0.757 | 0.758 | 0.756 | 0.758 | 0.756 | 0.758 |
| Average | 0.760 | 0.759 | 0.759 | 0.758 | 0.758 | 0.759 | 0.760 | 0.760 | 0.760 | 0.759 | 0.759 | 0.758 | 0.760 | 0.758 | 0.759 | 0.759 |
| Max | 0.760 | 0.760 | 0.762 | 0.761 | 0.759 | 0.760 | 0.762 | 0.761 | 0.762 | 0.761 | 0.760 | 0.760 | 0.762 | 0.759 | 0.760 | 0.760 |
| UL | 0.780 | 0.780 | 0.780 | 0.780 | 0.780 | 0.780 | 0.780 | 0.780 | 0.780 | 0.780 | 0.780 | 0.780 | 0.780 | 0.780 | 0.780 | 0.780 |

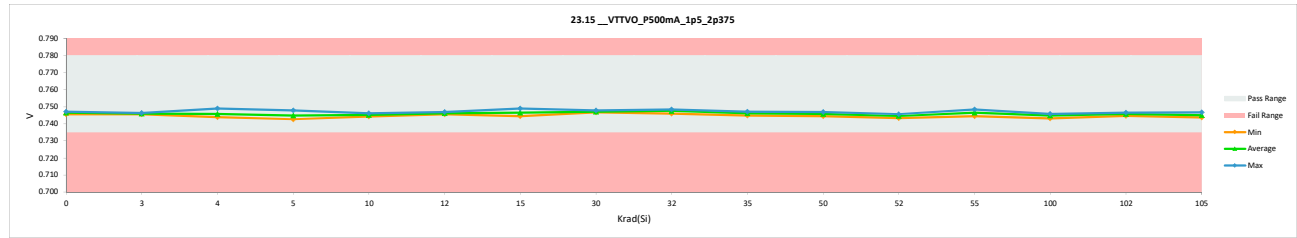


HDR TID Report
TPS7H3302-SP QML CALSS P

| 23.15_VTTVO_P500mA_1p5_2p375 | | | | |
|------------------------------|----------|-------------|-------|-------|
| Test Site | Tester | Test Number | Unit | |
| | | | V | V |
| Max Limit | | | 0.78 | 0.78 |
| Min Limit | | | 0.735 | 0.735 |
| Krad(Si) | Serial # | PRE | POST | Delta |
| 0 | 775 | 0.746 | 0.746 | 0.000 |
| 0 | 1088 | 0.747 | 0.747 | 0.000 |
| 0 | 1106 | 0.747 | 0.747 | 0.000 |
| 3 | 817 | 0.746 | 0.746 | 0.000 |
| 3 | 825 | 0.746 | 0.746 | 0.000 |
| 3 | 833 | 0.746 | 0.746 | 0.000 |
| 4 | 547 | 0.745 | 0.745 | 0.000 |
| 4 | 645 | 0.744 | 0.744 | 0.000 |
| 4 | 788 | 0.749 | 0.749 | 0.000 |
| 5 | 959 | 0.745 | 0.745 | 0.000 |
| 5 | 991 | 0.743 | 0.743 | 0.000 |
| 5 | 1000 | 0.743 | 0.743 | 0.000 |
| 5 | 1011 | 0.744 | 0.744 | 0.000 |
| 5 | 1087 | 0.748 | 0.748 | 0.000 |
| 5 | 1097 | 0.746 | 0.746 | 0.000 |
| 10 | 180 | 0.746 | 0.746 | 0.000 |
| 10 | 236 | 0.745 | 0.745 | 0.000 |
| 10 | 246 | 0.744 | 0.744 | 0.000 |
| 12 | 190 | 0.747 | 0.747 | 0.000 |
| 12 | 266 | 0.746 | 0.746 | 0.000 |
| 12 | 308 | 0.746 | 0.746 | 0.000 |
| 15 | 848 | 0.748 | 0.748 | 0.000 |
| 15 | 878 | 0.744 | 0.744 | 0.000 |
| 15 | 880 | 0.749 | 0.749 | 0.000 |
| 15 | 942 | 0.746 | 0.746 | 0.000 |
| 15 | 947 | 0.745 | 0.745 | 0.000 |
| 15 | 962 | 0.749 | 0.749 | 0.000 |
| 30 | 1141 | 0.748 | 0.748 | 0.000 |
| 30 | 1242 | 0.747 | 0.747 | 0.000 |
| 30 | 1417 | 0.747 | 0.747 | 0.000 |
| 32 | 1126 | 0.746 | 0.746 | 0.000 |
| 32 | 1165 | 0.748 | 0.748 | 0.000 |
| 32 | 1300 | 0.748 | 0.748 | 0.000 |
| 35 | 376 | 0.747 | 0.747 | 0.000 |
| 35 | 405 | 0.746 | 0.746 | 0.000 |
| 35 | 425 | 0.746 | 0.746 | 0.000 |
| 35 | 492 | 0.746 | 0.746 | 0.000 |
| 35 | 501 | 0.747 | 0.747 | 0.000 |
| 35 | 521 | 0.745 | 0.745 | 0.000 |
| 50 | 300 | 0.745 | 0.744 | 0.000 |
| 50 | 756 | 0.746 | 0.746 | 0.000 |
| 50 | 1100 | 0.747 | 0.747 | 0.000 |
| 52 | 451 | 0.746 | 0.746 | 0.000 |
| 52 | 587 | 0.745 | 0.745 | 0.000 |
| 52 | 956 | 0.744 | 0.743 | 0.000 |
| 55 | 198 | 0.747 | 0.747 | 0.000 |
| 55 | 220 | 0.744 | 0.744 | 0.000 |
| 55 | 665 | 0.745 | 0.745 | 0.000 |
| 55 | 818 | 0.746 | 0.746 | 0.000 |
| 55 | 1057 | 0.749 | 0.748 | 0.000 |
| 55 | 1137 | 0.749 | 0.748 | 0.000 |
| 100 | 448 | 0.743 | 0.743 | 0.000 |
| 100 | 938 | 0.746 | 0.746 | 0.000 |
| 100 | 1051 | 0.746 | 0.746 | 0.000 |
| 102 | 921 | 0.747 | 0.747 | 0.000 |
| 102 | 1113 | 0.746 | 0.746 | 0.000 |
| 102 | 1234 | 0.745 | 0.745 | 0.000 |
| 105 | 194 | 0.744 | 0.744 | 0.000 |
| 105 | 367 | 0.744 | 0.744 | 0.000 |
| 105 | 440 | 0.744 | 0.744 | 0.000 |
| 105 | 477 | 0.747 | 0.747 | 0.000 |
| 105 | 556 | 0.745 | 0.745 | 0.000 |
| 105 | 1213 | 0.747 | 0.746 | 0.000 |
| Max | | 0.749 | 0.749 | 0.000 |
| Average | | 0.746 | 0.746 | 0.000 |
| Min | | 0.743 | 0.743 | 0.000 |
| Std Dev | | 0.001 | 0.002 | 0.000 |

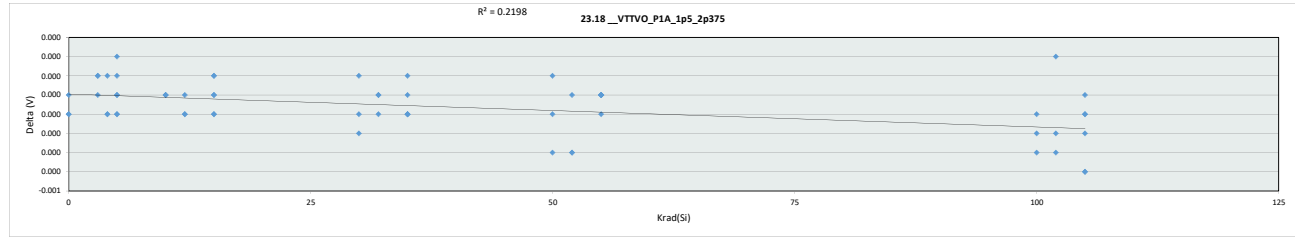


| 23.15_VTTVO_P500mA_1p5 | | | | | | | | | | | | | | | |
|------------------------|--------|-------------|-------|-------|-------|-------|-------|-------|-------|-------|-------|-------|-------|-------|-------|
| Test Site | Tester | Test Number | Unit | | | | | | | | | | | | |
| | | | V | | | | | | | | | | | | |
| Max Limit | | | 0.78 | | | | | | | | | | | | |
| Min Limit | | | 0.735 | | | | | | | | | | | | |
| Krad(Si) | 3 | 4 | 5 | 10 | 12 | 15 | 30 | 32 | 35 | 50 | 52 | 55 | 100 | 102 | 105 |
| LL | 0.735 | 0.735 | 0.735 | 0.735 | 0.735 | 0.735 | 0.735 | 0.735 | 0.735 | 0.735 | 0.735 | 0.735 | 0.735 | 0.735 | 0.735 |
| Min | 0.746 | 0.746 | 0.744 | 0.743 | 0.744 | 0.744 | 0.746 | 0.744 | 0.747 | 0.746 | 0.745 | 0.744 | 0.743 | 0.744 | 0.745 |
| Average | 0.747 | 0.746 | 0.746 | 0.745 | 0.745 | 0.745 | 0.746 | 0.747 | 0.748 | 0.746 | 0.746 | 0.745 | 0.747 | 0.745 | 0.746 |
| Max | 0.747 | 0.746 | 0.749 | 0.748 | 0.746 | 0.747 | 0.749 | 0.748 | 0.748 | 0.747 | 0.747 | 0.746 | 0.749 | 0.746 | 0.747 |
| UL | 0.780 | 0.780 | 0.780 | 0.780 | 0.780 | 0.780 | 0.780 | 0.780 | 0.780 | 0.780 | 0.780 | 0.780 | 0.780 | 0.780 | 0.780 |

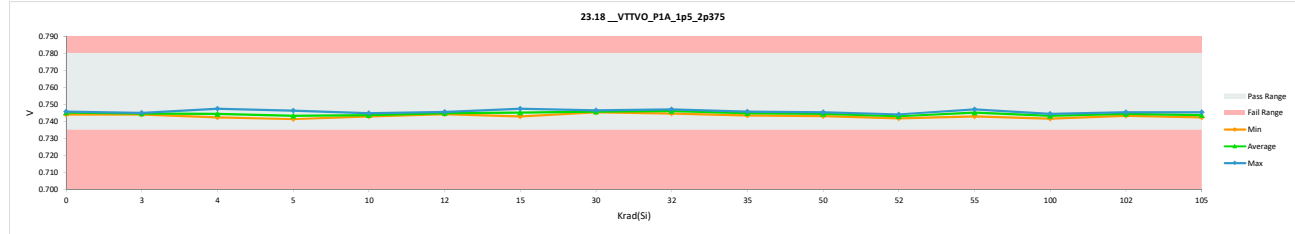


HDR TID Report
TPS7H3302-SP QML CALSS P

| 23.18_VTTVO_P1A_1p5_2p375 | | | | |
|---------------------------|----------|-------------|-------|-------|
| Test Site | Tester | Test Number | Unit | Delta |
| | | | V | V |
| | | | 0.78 | 0.78 |
| | | | 0.735 | 0.735 |
| Krad(Si) | Serial # | PRE | POST | Delta |
| 0 | 775 | 0.744 | 0.744 | 0.000 |
| 0 | 1088 | 0.746 | 0.745 | 0.000 |
| 0 | 1106 | 0.746 | 0.746 | 0.000 |
| 3 | 817 | 0.744 | 0.744 | 0.000 |
| 3 | 825 | 0.745 | 0.745 | 0.000 |
| 3 | 833 | 0.745 | 0.745 | 0.000 |
| 4 | 547 | 0.743 | 0.743 | 0.000 |
| 4 | 645 | 0.742 | 0.742 | 0.000 |
| 4 | 788 | 0.748 | 0.747 | 0.000 |
| 5 | 959 | 0.744 | 0.744 | 0.000 |
| 5 | 991 | 0.742 | 0.742 | 0.000 |
| 5 | 1000 | 0.741 | 0.741 | 0.000 |
| 5 | 1011 | 0.742 | 0.742 | 0.000 |
| 5 | 1087 | 0.746 | 0.746 | 0.000 |
| 5 | 1097 | 0.745 | 0.745 | 0.000 |
| 10 | 180 | 0.745 | 0.745 | 0.000 |
| 10 | 236 | 0.744 | 0.744 | 0.000 |
| 10 | 246 | 0.743 | 0.743 | 0.000 |
| 12 | 190 | 0.746 | 0.746 | 0.000 |
| 12 | 266 | 0.744 | 0.744 | 0.000 |
| 12 | 308 | 0.745 | 0.745 | 0.000 |
| 15 | 848 | 0.746 | 0.746 | 0.000 |
| 15 | 878 | 0.743 | 0.743 | 0.000 |
| 15 | 880 | 0.746 | 0.746 | 0.000 |
| 15 | 942 | 0.744 | 0.744 | 0.000 |
| 15 | 947 | 0.743 | 0.744 | 0.000 |
| 15 | 962 | 0.747 | 0.747 | 0.000 |
| 30 | 1141 | 0.746 | 0.747 | 0.000 |
| 30 | 1242 | 0.746 | 0.746 | 0.000 |
| 30 | 1417 | 0.745 | 0.745 | 0.000 |
| 32 | 1126 | 0.745 | 0.745 | 0.000 |
| 32 | 1165 | 0.747 | 0.747 | 0.000 |
| 32 | 1300 | 0.747 | 0.747 | 0.000 |
| 35 | 376 | 0.746 | 0.746 | 0.000 |
| 35 | 405 | 0.744 | 0.744 | 0.000 |
| 35 | 425 | 0.745 | 0.745 | 0.000 |
| 35 | 492 | 0.744 | 0.744 | 0.000 |
| 35 | 501 | 0.746 | 0.746 | 0.000 |
| 35 | 521 | 0.744 | 0.743 | 0.000 |
| 50 | 300 | 0.743 | 0.743 | 0.000 |
| 50 | 756 | 0.745 | 0.745 | 0.000 |
| 50 | 1100 | 0.746 | 0.745 | 0.000 |
| 52 | 451 | 0.744 | 0.744 | 0.000 |
| 52 | 587 | 0.743 | 0.743 | 0.000 |
| 52 | 956 | 0.742 | 0.742 | 0.000 |
| 55 | 198 | 0.746 | 0.746 | 0.000 |
| 55 | 220 | 0.743 | 0.743 | 0.000 |
| 55 | 665 | 0.743 | 0.743 | 0.000 |
| 55 | 818 | 0.745 | 0.745 | 0.000 |
| 55 | 1057 | 0.747 | 0.747 | 0.000 |
| 55 | 1137 | 0.747 | 0.747 | 0.000 |
| 100 | 448 | 0.742 | 0.742 | 0.000 |
| 100 | 938 | 0.744 | 0.744 | 0.000 |
| 100 | 1051 | 0.745 | 0.744 | 0.000 |
| 102 | 921 | 0.746 | 0.745 | 0.000 |
| 102 | 1113 | 0.744 | 0.745 | 0.000 |
| 102 | 1234 | 0.744 | 0.743 | 0.000 |
| 105 | 194 | 0.743 | 0.743 | 0.000 |
| 105 | 367 | 0.743 | 0.742 | 0.000 |
| 105 | 440 | 0.743 | 0.743 | 0.000 |
| 105 | 477 | 0.746 | 0.745 | 0.000 |
| 105 | 556 | 0.744 | 0.744 | 0.000 |
| 105 | 1213 | 0.745 | 0.745 | 0.000 |
| | Max | 0.748 | 0.747 | 0.000 |
| | Average | 0.745 | 0.744 | 0.000 |
| | Min | 0.741 | 0.741 | 0.000 |
| | Std Dev | 0.002 | 0.002 | 0.000 |

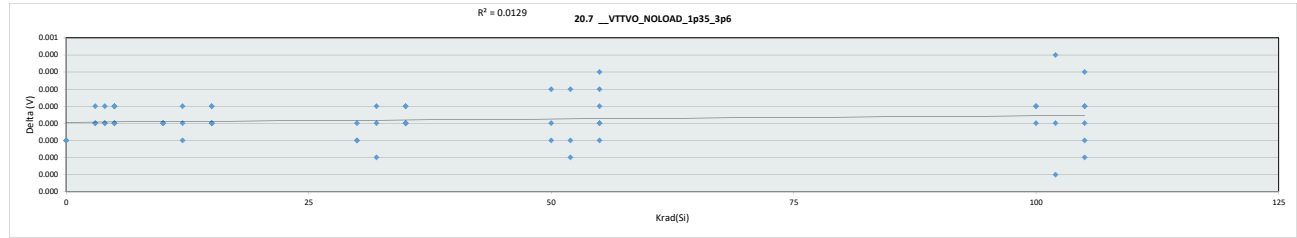


| 23.18_VTTVO_P1A_1p5_2p375 | | | | | | | | | | | | | | | | | | | | |
|---------------------------|--------|-------------|-----------|-----------|-------|-------|-------|-------|-------|-------|-------|-------|-------|-------|-------|-------|-------|-------|-------|-------|
| Test Site | Tester | Test Number | Max Limit | Min Limit | 3 | 4 | 5 | 10 | 12 | 15 | 30 | 32 | 35 | 50 | 52 | 55 | 100 | 102 | 105 | |
| LL | | | 0.735 | 0.735 | 0.735 | 0.735 | 0.735 | 0.735 | 0.735 | 0.735 | 0.735 | 0.735 | 0.735 | 0.735 | 0.735 | 0.735 | 0.735 | 0.735 | 0.735 | 0.735 |
| Min | | | 0.744 | 0.744 | 0.742 | 0.741 | 0.743 | 0.744 | 0.744 | 0.743 | 0.745 | 0.745 | 0.744 | 0.743 | 0.742 | 0.743 | 0.742 | 0.743 | 0.743 | 0.742 |
| Average | | | 0.745 | 0.745 | 0.744 | 0.743 | 0.744 | 0.744 | 0.745 | 0.745 | 0.746 | 0.746 | 0.745 | 0.744 | 0.743 | 0.745 | 0.743 | 0.744 | 0.744 | 0.744 |
| Max | | | 0.746 | 0.745 | 0.747 | 0.746 | 0.745 | 0.746 | 0.746 | 0.747 | 0.747 | 0.747 | 0.746 | 0.745 | 0.744 | 0.747 | 0.744 | 0.744 | 0.745 | 0.745 |
| UL | | | 0.780 | 0.780 | 0.780 | 0.780 | 0.780 | 0.780 | 0.780 | 0.780 | 0.780 | 0.780 | 0.780 | 0.780 | 0.780 | 0.780 | 0.780 | 0.780 | 0.780 | 0.780 |

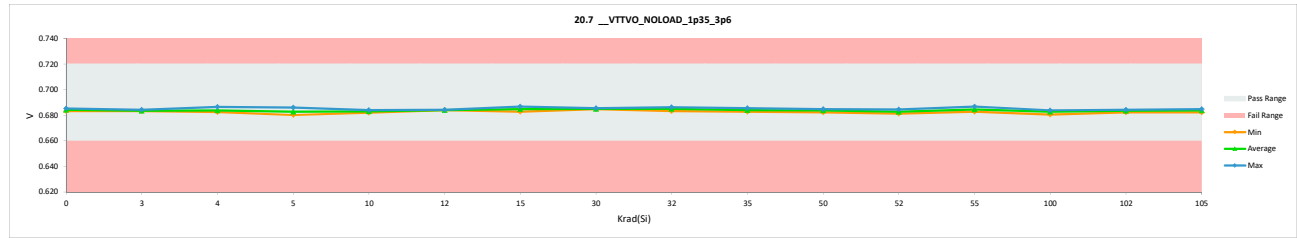


HDR TID Report
TPS7H3302-SP QML CALSS P

| 20.7_VTTVO_NOLOAD_1p35_3p6 | | | | |
|----------------------------|----------|-------------|-------|-------|
| Test Site | Tester | Test Number | Unit | |
| | | | V | V |
| Max Limit | | | 0.72 | 0.72 |
| Min Limit | | | 0.66 | 0.66 |
| Krad(Si) | Serial # | PRE | POST | Delta |
| 0 | 775 | 0.683 | 0.683 | 0.000 |
| 0 | 1088 | 0.684 | 0.684 | 0.000 |
| 0 | 1106 | 0.685 | 0.685 | 0.000 |
| 3 | 817 | 0.683 | 0.683 | 0.000 |
| 3 | 825 | 0.683 | 0.683 | 0.000 |
| 3 | 833 | 0.684 | 0.684 | 0.000 |
| 4 | 547 | 0.683 | 0.683 | 0.000 |
| 4 | 645 | 0.683 | 0.683 | 0.000 |
| 4 | 788 | 0.687 | 0.687 | 0.000 |
| 5 | 959 | 0.683 | 0.683 | 0.000 |
| 5 | 991 | 0.681 | 0.681 | 0.000 |
| 5 | 1000 | 0.680 | 0.680 | 0.000 |
| 5 | 1011 | 0.682 | 0.682 | 0.000 |
| 5 | 1087 | 0.686 | 0.686 | 0.000 |
| 5 | 1097 | 0.684 | 0.685 | 0.000 |
| 10 | 180 | 0.683 | 0.683 | 0.000 |
| 10 | 236 | 0.684 | 0.684 | 0.000 |
| 10 | 246 | 0.682 | 0.682 | 0.000 |
| 12 | 190 | 0.684 | 0.684 | 0.000 |
| 12 | 266 | 0.684 | 0.684 | 0.000 |
| 12 | 308 | 0.684 | 0.684 | 0.000 |
| 15 | 848 | 0.686 | 0.686 | 0.000 |
| 15 | 878 | 0.683 | 0.683 | 0.000 |
| 15 | 880 | 0.685 | 0.685 | 0.000 |
| 15 | 942 | 0.684 | 0.685 | 0.000 |
| 15 | 947 | 0.683 | 0.683 | 0.000 |
| 15 | 962 | 0.687 | 0.687 | 0.000 |
| 30 | 1141 | 0.686 | 0.686 | 0.000 |
| 30 | 1242 | 0.685 | 0.685 | 0.000 |
| 30 | 1417 | 0.685 | 0.685 | 0.000 |
| 32 | 1126 | 0.684 | 0.683 | 0.000 |
| 32 | 1165 | 0.686 | 0.686 | 0.000 |
| 32 | 1300 | 0.686 | 0.686 | 0.000 |
| 35 | 376 | 0.685 | 0.685 | 0.000 |
| 35 | 405 | 0.683 | 0.683 | 0.000 |
| 35 | 425 | 0.684 | 0.684 | 0.000 |
| 35 | 492 | 0.683 | 0.683 | 0.000 |
| 35 | 501 | 0.685 | 0.686 | 0.000 |
| 35 | 521 | 0.683 | 0.683 | 0.000 |
| 50 | 300 | 0.682 | 0.682 | 0.000 |
| 50 | 756 | 0.684 | 0.684 | 0.000 |
| 50 | 1100 | 0.685 | 0.685 | 0.000 |
| 52 | 451 | 0.685 | 0.685 | 0.000 |
| 52 | 587 | 0.683 | 0.683 | 0.000 |
| 52 | 956 | 0.681 | 0.681 | 0.000 |
| 55 | 198 | 0.684 | 0.684 | 0.000 |
| 55 | 220 | 0.683 | 0.683 | 0.000 |
| 55 | 665 | 0.683 | 0.683 | 0.000 |
| 55 | 818 | 0.684 | 0.684 | 0.000 |
| 55 | 1057 | 0.687 | 0.687 | 0.000 |
| 55 | 1137 | 0.686 | 0.686 | 0.000 |
| 100 | 448 | 0.680 | 0.681 | 0.000 |
| 100 | 938 | 0.684 | 0.684 | 0.000 |
| 100 | 1051 | 0.684 | 0.684 | 0.000 |
| 102 | 921 | 0.684 | 0.684 | 0.000 |
| 102 | 1113 | 0.684 | 0.684 | 0.000 |
| 102 | 1234 | 0.683 | 0.682 | 0.000 |
| 105 | 194 | 0.684 | 0.684 | 0.000 |
| 105 | 367 | 0.682 | 0.682 | 0.000 |
| 105 | 440 | 0.683 | 0.683 | 0.000 |
| 105 | 477 | 0.685 | 0.685 | 0.000 |
| 105 | 556 | 0.684 | 0.684 | 0.000 |
| 105 | 1213 | 0.684 | 0.684 | 0.000 |
| Max | | 0.687 | 0.687 | 0.000 |
| Average | | 0.684 | 0.684 | 0.000 |
| Min | | 0.680 | 0.680 | 0.000 |
| Std Dev | | 0.001 | 0.001 | 0.000 |

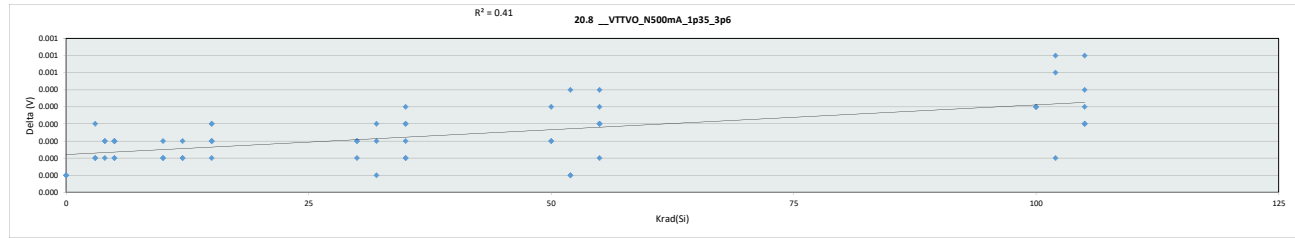


| 20.7_VTTVO_NOLOAD_1p35 | | | | | | | | | | | | | | | | |
|------------------------|--------|-------------|-----------|-----------|-------|-------|-------|-------|-------|-------|-------|-------|-------|-------|-------|-------|
| Test Site | Tester | Test Number | Max Limit | Min Limit | | | | | | | | | | | | |
| | | | 0.72 | V | | | | | | | | | | | | |
| | | | 0.66 | V | | | | | | | | | | | | |
| Krad(Si) | 0 | 3 | 4 | 5 | 10 | 12 | 15 | 30 | 32 | 35 | 50 | 52 | 55 | 100 | 102 | 105 |
| LL | 0.660 | 0.660 | 0.660 | 0.660 | 0.660 | 0.660 | 0.660 | 0.660 | 0.660 | 0.660 | 0.660 | 0.660 | 0.660 | 0.660 | 0.660 | 0.660 |
| Min | 0.683 | 0.683 | 0.683 | 0.680 | 0.682 | 0.684 | 0.683 | 0.685 | 0.683 | 0.683 | 0.682 | 0.681 | 0.683 | 0.681 | 0.682 | 0.682 |
| Average | 0.684 | 0.684 | 0.684 | 0.683 | 0.683 | 0.684 | 0.685 | 0.685 | 0.685 | 0.684 | 0.684 | 0.683 | 0.685 | 0.683 | 0.684 | 0.684 |
| Max | 0.685 | 0.684 | 0.687 | 0.686 | 0.684 | 0.684 | 0.687 | 0.686 | 0.686 | 0.686 | 0.685 | 0.685 | 0.687 | 0.684 | 0.684 | 0.685 |
| UL | 0.720 | 0.720 | 0.720 | 0.720 | 0.720 | 0.720 | 0.720 | 0.720 | 0.720 | 0.720 | 0.720 | 0.720 | 0.720 | 0.720 | 0.720 | 0.720 |

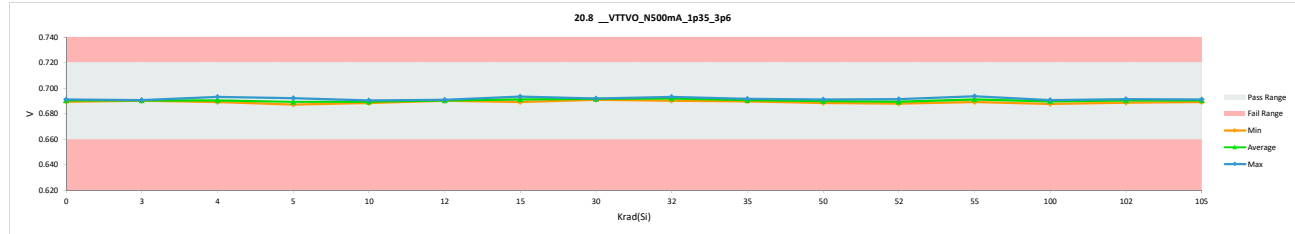


HDR TID Report
TPS7H3302-SP QML CALSS P

| 20.8_VTTVO_N500mA_1p35_3p6 | | | | |
|----------------------------|----------|-------------|-------|-------|
| Test Site | Tester | Test Number | Unit | Delta |
| | | | V | V |
| | | | 0.72 | 0.72 |
| | | | 0.66 | 0.66 |
| Krad(Si) | Serial # | PRE | POST | Delta |
| 0 | 775 | 0.690 | 0.689 | 0.000 |
| 0 | 1088 | 0.691 | 0.691 | 0.000 |
| 0 | 1106 | 0.691 | 0.691 | 0.000 |
| 3 | 817 | 0.690 | 0.690 | 0.000 |
| 3 | 825 | 0.690 | 0.690 | 0.000 |
| 3 | 833 | 0.690 | 0.691 | 0.000 |
| 4 | 847 | 0.689 | 0.689 | 0.000 |
| 4 | 645 | 0.689 | 0.689 | 0.000 |
| 4 | 788 | 0.693 | 0.693 | 0.000 |
| 5 | 959 | 0.690 | 0.690 | 0.000 |
| 5 | 991 | 0.687 | 0.687 | 0.000 |
| 5 | 1000 | 0.687 | 0.687 | 0.000 |
| 5 | 1011 | 0.688 | 0.688 | 0.000 |
| 5 | 1087 | 0.692 | 0.692 | 0.000 |
| 5 | 1097 | 0.691 | 0.691 | 0.000 |
| 10 | 180 | 0.690 | 0.690 | 0.000 |
| 10 | 236 | 0.691 | 0.691 | 0.000 |
| 10 | 246 | 0.688 | 0.688 | 0.000 |
| 12 | 190 | 0.691 | 0.691 | 0.000 |
| 12 | 266 | 0.690 | 0.690 | 0.000 |
| 12 | 308 | 0.690 | 0.690 | 0.000 |
| 15 | 848 | 0.692 | 0.692 | 0.000 |
| 15 | 878 | 0.689 | 0.689 | 0.000 |
| 15 | 880 | 0.692 | 0.692 | 0.000 |
| 15 | 942 | 0.691 | 0.691 | 0.000 |
| 15 | 947 | 0.690 | 0.690 | 0.000 |
| 15 | 962 | 0.693 | 0.693 | 0.000 |
| 30 | 1141 | 0.692 | 0.692 | 0.000 |
| 30 | 1242 | 0.691 | 0.691 | 0.000 |
| 30 | 1417 | 0.692 | 0.692 | 0.000 |
| 32 | 1126 | 0.690 | 0.690 | 0.000 |
| 32 | 1165 | 0.693 | 0.693 | 0.000 |
| 32 | 1300 | 0.693 | 0.693 | 0.000 |
| 35 | 376 | 0.691 | 0.691 | 0.000 |
| 35 | 405 | 0.690 | 0.690 | 0.000 |
| 35 | 425 | 0.691 | 0.691 | 0.000 |
| 35 | 492 | 0.690 | 0.690 | 0.000 |
| 35 | 501 | 0.692 | 0.692 | 0.000 |
| 35 | 521 | 0.690 | 0.690 | 0.000 |
| 50 | 300 | 0.688 | 0.688 | 0.000 |
| 50 | 756 | 0.690 | 0.690 | 0.000 |
| 50 | 1100 | 0.691 | 0.691 | 0.000 |
| 52 | 451 | 0.692 | 0.691 | 0.000 |
| 52 | 587 | 0.689 | 0.689 | 0.000 |
| 52 | 956 | 0.688 | 0.688 | 0.000 |
| 55 | 198 | 0.691 | 0.691 | 0.000 |
| 55 | 220 | 0.689 | 0.689 | 0.000 |
| 55 | 665 | 0.690 | 0.690 | 0.000 |
| 55 | 818 | 0.691 | 0.691 | 0.000 |
| 55 | 1057 | 0.694 | 0.694 | 0.000 |
| 55 | 1137 | 0.693 | 0.693 | 0.000 |
| 100 | 448 | 0.688 | 0.688 | 0.000 |
| 100 | 938 | 0.690 | 0.691 | 0.000 |
| 100 | 1051 | 0.690 | 0.690 | 0.000 |
| 102 | 921 | 0.691 | 0.692 | 0.001 |
| 102 | 1113 | 0.691 | 0.692 | 0.001 |
| 102 | 1234 | 0.689 | 0.689 | 0.000 |
| 105 | 194 | 0.691 | 0.691 | 0.000 |
| 105 | 367 | 0.689 | 0.689 | 0.000 |
| 105 | 440 | 0.689 | 0.690 | 0.001 |
| 105 | 477 | 0.691 | 0.691 | 0.000 |
| 105 | 556 | 0.691 | 0.691 | 0.000 |
| 105 | 1213 | 0.690 | 0.691 | 0.000 |
| Max | | 0.694 | 0.694 | 0.001 |
| Average | | 0.690 | 0.691 | 0.000 |
| Min | | 0.687 | 0.687 | 0.000 |
| Std Dev | | 0.001 | 0.001 | 0.000 |

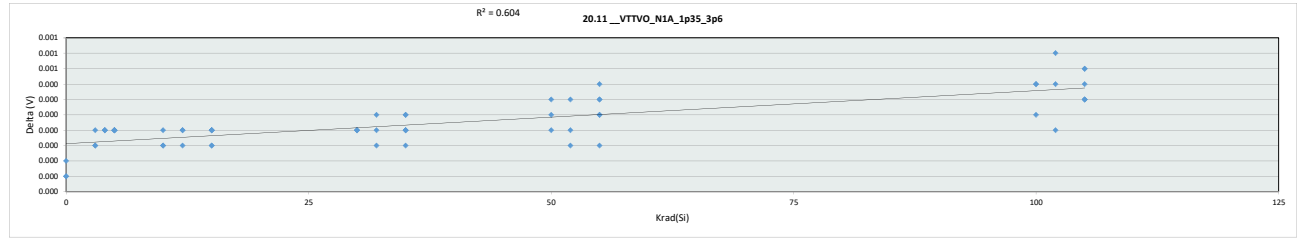


| 20.8_VTTVO_N500mA_1p35 | | | | | | | | | | | | | | | | |
|------------------------|--------|-------------|-------|-----------|-----------|-------|-------|-------|-------|-------|-------|-------|-------|-------|-------|-------|
| Test Site | Tester | Test Number | Unit | Max Limit | Min Limit | | | | | | | | | | | |
| | | | V | 0.72 | 0.66 | | | | | | | | | | | |
| Krad(Si) | 0 | 3 | 4 | 5 | 10 | 12 | 15 | 30 | 32 | 35 | 50 | 52 | 55 | 100 | 102 | 105 |
| LL | 0.660 | 0.660 | 0.660 | 0.660 | 0.660 | 0.660 | 0.660 | 0.660 | 0.660 | 0.660 | 0.660 | 0.660 | 0.660 | 0.660 | 0.660 | 0.660 |
| Min | 0.690 | 0.690 | 0.689 | 0.687 | 0.688 | 0.690 | 0.689 | 0.691 | 0.690 | 0.690 | 0.689 | 0.688 | 0.689 | 0.688 | 0.689 | 0.689 |
| Average | 0.691 | 0.690 | 0.691 | 0.689 | 0.690 | 0.691 | 0.691 | 0.692 | 0.692 | 0.691 | 0.690 | 0.690 | 0.691 | 0.690 | 0.691 | 0.691 |
| Max | 0.691 | 0.690 | 0.693 | 0.692 | 0.691 | 0.694 | 0.692 | 0.693 | 0.692 | 0.692 | 0.691 | 0.691 | 0.694 | 0.691 | 0.692 | 0.691 |
| UL | 0.720 | 0.720 | 0.720 | 0.720 | 0.720 | 0.720 | 0.720 | 0.720 | 0.720 | 0.720 | 0.720 | 0.720 | 0.720 | 0.720 | 0.720 | 0.720 |

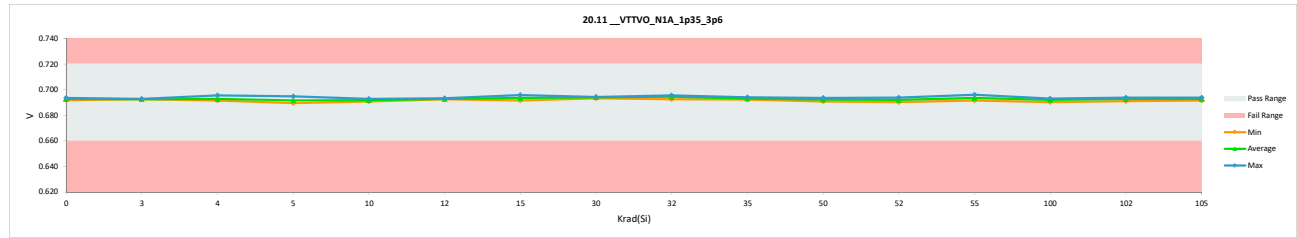


HDR TID Report
TPS7H3302-SP QML CALSS P

| 20.11_VTTVO_NIA_1p35_3p6 | | | | |
|--------------------------|----------|-------------|-------|-------|
| Test Site | Tester | Test Number | Unit | |
| | | | V | V |
| Max Limit | | | 0.72 | 0.72 |
| Min Limit | | | 0.66 | 0.66 |
| Krad(Si) | Serial # | PRE | POST | Delta |
| 0 | 775 | 0.692 | 0.692 | 0.000 |
| 0 | 1088 | 0.693 | 0.693 | 0.000 |
| 0 | 1106 | 0.694 | 0.693 | 0.000 |
| 3 | 817 | 0.692 | 0.692 | 0.000 |
| 3 | 825 | 0.693 | 0.693 | 0.000 |
| 3 | 833 | 0.693 | 0.693 | 0.000 |
| 4 | 547 | 0.692 | 0.692 | 0.000 |
| 4 | 645 | 0.691 | 0.692 | 0.000 |
| 4 | 788 | 0.696 | 0.696 | 0.000 |
| 5 | 959 | 0.692 | 0.692 | 0.000 |
| 5 | 991 | 0.689 | 0.690 | 0.000 |
| 5 | 1000 | 0.689 | 0.690 | 0.000 |
| 5 | 1011 | 0.691 | 0.691 | 0.000 |
| 5 | 1087 | 0.695 | 0.695 | 0.000 |
| 5 | 1097 | 0.693 | 0.693 | 0.000 |
| 10 | 180 | 0.692 | 0.692 | 0.000 |
| 10 | 236 | 0.693 | 0.693 | 0.000 |
| 10 | 246 | 0.691 | 0.691 | 0.000 |
| 12 | 190 | 0.693 | 0.693 | 0.000 |
| 12 | 266 | 0.693 | 0.693 | 0.000 |
| 12 | 308 | 0.692 | 0.693 | 0.000 |
| 15 | 848 | 0.695 | 0.695 | 0.000 |
| 15 | 878 | 0.691 | 0.692 | 0.000 |
| 15 | 880 | 0.694 | 0.694 | 0.000 |
| 15 | 942 | 0.693 | 0.693 | 0.000 |
| 15 | 947 | 0.692 | 0.692 | 0.000 |
| 15 | 962 | 0.696 | 0.696 | 0.000 |
| 30 | 1141 | 0.694 | 0.694 | 0.000 |
| 30 | 1242 | 0.693 | 0.693 | 0.000 |
| 30 | 1417 | 0.694 | 0.694 | 0.000 |
| 32 | 1126 | 0.693 | 0.693 | 0.000 |
| 32 | 1165 | 0.695 | 0.695 | 0.000 |
| 32 | 1300 | 0.695 | 0.696 | 0.000 |
| 35 | 376 | 0.694 | 0.694 | 0.000 |
| 35 | 405 | 0.692 | 0.693 | 0.000 |
| 35 | 425 | 0.693 | 0.693 | 0.000 |
| 35 | 492 | 0.692 | 0.692 | 0.000 |
| 35 | 501 | 0.694 | 0.694 | 0.000 |
| 35 | 521 | 0.692 | 0.692 | 0.000 |
| 50 | 300 | 0.691 | 0.691 | 0.000 |
| 50 | 756 | 0.692 | 0.693 | 0.000 |
| 50 | 1100 | 0.693 | 0.693 | 0.000 |
| 52 | 451 | 0.694 | 0.694 | 0.000 |
| 52 | 587 | 0.691 | 0.692 | 0.000 |
| 52 | 956 | 0.690 | 0.690 | 0.000 |
| 55 | 198 | 0.693 | 0.693 | 0.000 |
| 55 | 220 | 0.691 | 0.692 | 0.000 |
| 55 | 665 | 0.692 | 0.692 | 0.000 |
| 55 | 818 | 0.693 | 0.693 | 0.000 |
| 55 | 1057 | 0.696 | 0.696 | 0.000 |
| 55 | 1137 | 0.695 | 0.695 | 0.000 |
| 100 | 448 | 0.690 | 0.690 | 0.000 |
| 100 | 938 | 0.693 | 0.693 | 0.000 |
| 100 | 1051 | 0.692 | 0.693 | 0.000 |
| 102 | 921 | 0.693 | 0.694 | 0.000 |
| 102 | 1113 | 0.693 | 0.694 | 0.001 |
| 102 | 1234 | 0.691 | 0.691 | 0.000 |
| 105 | 194 | 0.693 | 0.694 | 0.001 |
| 105 | 367 | 0.691 | 0.692 | 0.000 |
| 105 | 440 | 0.692 | 0.692 | 0.000 |
| 105 | 477 | 0.693 | 0.694 | 0.000 |
| 105 | 556 | 0.693 | 0.693 | 0.000 |
| 105 | 1213 | 0.693 | 0.693 | 0.000 |
| Max | | 0.696 | 0.696 | 0.001 |
| Average | | 0.693 | 0.693 | 0.000 |
| Min | | 0.689 | 0.690 | 0.000 |
| Std Dev | | 0.001 | 0.001 | 0.000 |

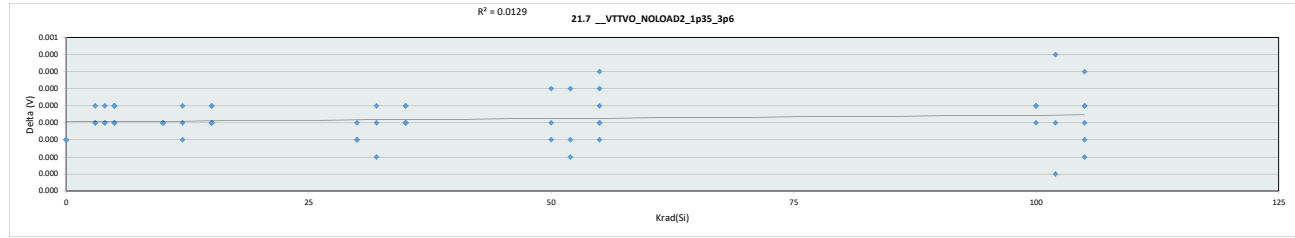


| 20.11_VTTVO_NIA_1p35_3p6 | | | | | | | | | | | | | | | | |
|--------------------------|--------|-------------|-----------|-----------|-------|-------|-------|-------|-------|-------|-------|-------|-------|-------|-------|-------|
| Test Site | Tester | Test Number | Max Limit | Min Limit | | | | | | | | | | | | |
| | | | 0.72 | V | | | | | | | | | | | | |
| | | | 0.66 | V | | | | | | | | | | | | |
| Krad(Si) | 0 | 3 | 4 | 5 | 10 | 12 | 15 | 30 | 32 | 35 | 50 | 52 | 55 | 100 | 102 | 105 |
| LL | 0.660 | 0.660 | 0.660 | 0.660 | 0.660 | 0.660 | 0.660 | 0.660 | 0.660 | 0.660 | 0.660 | 0.660 | 0.660 | 0.660 | 0.660 | 0.660 |
| Min | 0.692 | 0.693 | 0.692 | 0.690 | 0.691 | 0.693 | 0.692 | 0.693 | 0.693 | 0.693 | 0.691 | 0.690 | 0.692 | 0.690 | 0.691 | 0.692 |
| Average | 0.693 | 0.693 | 0.693 | 0.692 | 0.692 | 0.693 | 0.694 | 0.694 | 0.694 | 0.693 | 0.692 | 0.692 | 0.694 | 0.692 | 0.693 | 0.693 |
| Max | 0.694 | 0.693 | 0.696 | 0.695 | 0.693 | 0.693 | 0.694 | 0.694 | 0.696 | 0.694 | 0.694 | 0.696 | 0.694 | 0.696 | 0.694 | 0.694 |
| UL | 0.720 | 0.720 | 0.720 | 0.720 | 0.720 | 0.720 | 0.720 | 0.720 | 0.720 | 0.720 | 0.720 | 0.720 | 0.720 | 0.720 | 0.720 | 0.720 |

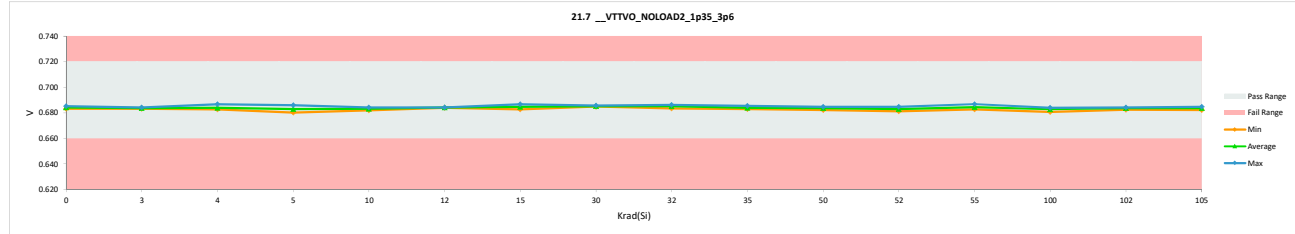


HDR TID Report
TPS7H3302-SP QML CALSS P

| 21.7 __VTTVO_NOLOAD2_1p35_3p6 | | | | |
|-------------------------------|----------|-------------|-------|-------|
| Test Site | Tester | Test Number | Unit | |
| | | | V | V |
| Max Limit | | | 0.72 | 0.72 |
| Min Limit | | | 0.66 | 0.66 |
| Krad(Si) | Serial # | PRE | POST | Delta |
| 0 | 775 | 0.683 | 0.683 | 0.000 |
| 0 | 1088 | 0.684 | 0.684 | 0.000 |
| 0 | 1106 | 0.685 | 0.685 | 0.000 |
| 3 | 817 | 0.683 | 0.683 | 0.000 |
| 3 | 825 | 0.683 | 0.683 | 0.000 |
| 3 | 833 | 0.684 | 0.684 | 0.000 |
| 4 | 547 | 0.683 | 0.683 | 0.000 |
| 4 | 645 | 0.683 | 0.683 | 0.000 |
| 4 | 788 | 0.687 | 0.687 | 0.000 |
| 5 | 959 | 0.683 | 0.683 | 0.000 |
| 5 | 991 | 0.681 | 0.681 | 0.000 |
| 5 | 1000 | 0.680 | 0.680 | 0.000 |
| 5 | 1011 | 0.682 | 0.682 | 0.000 |
| 5 | 1087 | 0.686 | 0.686 | 0.000 |
| 5 | 1097 | 0.684 | 0.685 | 0.000 |
| 10 | 180 | 0.683 | 0.683 | 0.000 |
| 10 | 236 | 0.684 | 0.684 | 0.000 |
| 10 | 246 | 0.682 | 0.682 | 0.000 |
| 12 | 190 | 0.684 | 0.684 | 0.000 |
| 12 | 266 | 0.684 | 0.684 | 0.000 |
| 12 | 308 | 0.684 | 0.684 | 0.000 |
| 15 | 848 | 0.686 | 0.686 | 0.000 |
| 15 | 878 | 0.683 | 0.683 | 0.000 |
| 15 | 880 | 0.685 | 0.685 | 0.000 |
| 15 | 942 | 0.684 | 0.685 | 0.000 |
| 15 | 947 | 0.683 | 0.683 | 0.000 |
| 15 | 962 | 0.687 | 0.687 | 0.000 |
| 30 | 1141 | 0.686 | 0.686 | 0.000 |
| 30 | 1242 | 0.685 | 0.685 | 0.000 |
| 30 | 1417 | 0.685 | 0.685 | 0.000 |
| 32 | 1126 | 0.684 | 0.683 | 0.000 |
| 32 | 1165 | 0.686 | 0.686 | 0.000 |
| 32 | 1300 | 0.686 | 0.686 | 0.000 |
| 35 | 376 | 0.685 | 0.685 | 0.000 |
| 35 | 405 | 0.683 | 0.683 | 0.000 |
| 35 | 425 | 0.684 | 0.684 | 0.000 |
| 35 | 492 | 0.683 | 0.683 | 0.000 |
| 35 | 501 | 0.685 | 0.686 | 0.000 |
| 35 | 521 | 0.683 | 0.683 | 0.000 |
| 50 | 300 | 0.682 | 0.682 | 0.000 |
| 50 | 756 | 0.684 | 0.684 | 0.000 |
| 50 | 1100 | 0.685 | 0.685 | 0.000 |
| 52 | 451 | 0.685 | 0.685 | 0.000 |
| 52 | 587 | 0.683 | 0.683 | 0.000 |
| 52 | 956 | 0.681 | 0.681 | 0.000 |
| 55 | 198 | 0.684 | 0.684 | 0.000 |
| 55 | 220 | 0.683 | 0.683 | 0.000 |
| 55 | 665 | 0.683 | 0.683 | 0.000 |
| 55 | 818 | 0.684 | 0.684 | 0.000 |
| 55 | 1057 | 0.687 | 0.687 | 0.000 |
| 55 | 1137 | 0.686 | 0.686 | 0.000 |
| 100 | 448 | 0.680 | 0.681 | 0.000 |
| 100 | 938 | 0.684 | 0.684 | 0.000 |
| 100 | 1051 | 0.684 | 0.684 | 0.000 |
| 102 | 921 | 0.684 | 0.684 | 0.000 |
| 102 | 1113 | 0.684 | 0.684 | 0.000 |
| 102 | 1234 | 0.683 | 0.682 | 0.000 |
| 105 | 194 | 0.684 | 0.684 | 0.000 |
| 105 | 367 | 0.682 | 0.682 | 0.000 |
| 105 | 440 | 0.683 | 0.683 | 0.000 |
| 105 | 477 | 0.685 | 0.685 | 0.000 |
| 105 | 556 | 0.684 | 0.684 | 0.000 |
| 105 | 1213 | 0.684 | 0.684 | 0.000 |
| Max | | 0.687 | 0.687 | 0.000 |
| Average | | 0.684 | 0.684 | 0.000 |
| Min | | 0.680 | 0.680 | 0.000 |
| Std Dev | | 0.001 | 0.001 | 0.000 |

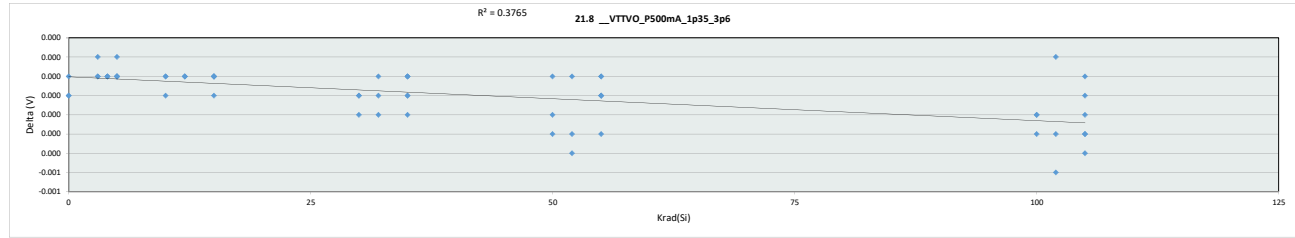


| 21.7 __VTTVO_NOLOAD2_1p35_3p6 | | | | | | | | | | | | | | | | | | | | | |
|-------------------------------|--------|-------------|-----------|-----------|-------|-------|-------|-------|-------|-------|-------|-------|-------|-------|-------|-------|-------|-------|-------|-------|-------|
| Test Site | Tester | Test Number | Max Limit | Min Limit | 0 | 3 | 4 | 5 | 10 | 12 | 15 | 30 | 32 | 35 | 50 | 52 | 55 | 100 | 102 | 105 | |
| LL | | | 0.660 | 0.660 | 0.660 | 0.660 | 0.660 | 0.660 | 0.660 | 0.660 | 0.660 | 0.660 | 0.660 | 0.660 | 0.660 | 0.660 | 0.660 | 0.660 | 0.660 | 0.660 | 0.660 |
| Min | | | 0.683 | 0.683 | 0.683 | 0.683 | 0.683 | 0.683 | 0.683 | 0.683 | 0.683 | 0.683 | 0.683 | 0.683 | 0.683 | 0.683 | 0.683 | 0.683 | 0.683 | 0.683 | 0.683 |
| Average | | | 0.684 | 0.684 | 0.684 | 0.684 | 0.684 | 0.684 | 0.684 | 0.684 | 0.685 | 0.685 | 0.685 | 0.685 | 0.684 | 0.684 | 0.683 | 0.683 | 0.683 | 0.682 | 0.682 |
| Max | | | 0.685 | 0.684 | 0.687 | 0.686 | 0.684 | 0.686 | 0.684 | 0.684 | 0.687 | 0.686 | 0.686 | 0.686 | 0.684 | 0.685 | 0.685 | 0.687 | 0.684 | 0.684 | 0.685 |
| UL | | | 0.720 | 0.720 | 0.720 | 0.720 | 0.720 | 0.720 | 0.720 | 0.720 | 0.720 | 0.720 | 0.720 | 0.720 | 0.720 | 0.720 | 0.720 | 0.720 | 0.720 | 0.720 | 0.720 |

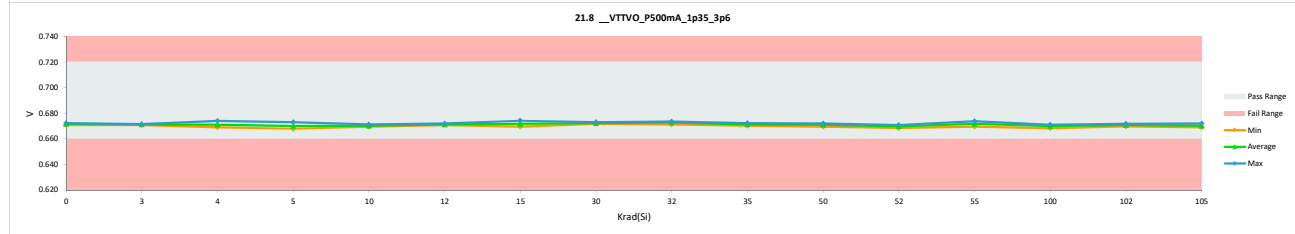


HDR TID Report
TPS7H3302-SP QML CALSS P

| 21.8_VTTVO_P500mA_1p35_3p6 | | | | |
|----------------------------|----------|-------------|-------|-------|
| Test Site | Tester | Test Number | Unit | |
| | | | V | V |
| Max Limit | | | 0.72 | 0.72 |
| Min Limit | | | 0.66 | 0.66 |
| Krad(Si) | Serial # | PRE | POST | Delta |
| 0 | 775 | 0.671 | 0.671 | 0.000 |
| 0 | 1088 | 0.672 | 0.672 | 0.000 |
| 0 | 1106 | 0.672 | 0.672 | 0.000 |
| 3 | 817 | 0.671 | 0.671 | 0.000 |
| 3 | 825 | 0.671 | 0.671 | 0.000 |
| 3 | 833 | 0.671 | 0.672 | 0.000 |
| 4 | 847 | 0.670 | 0.670 | 0.000 |
| 4 | 645 | 0.669 | 0.669 | 0.000 |
| 4 | 788 | 0.674 | 0.674 | 0.000 |
| 5 | 959 | 0.670 | 0.670 | 0.000 |
| 5 | 991 | 0.668 | 0.668 | 0.000 |
| 5 | 1000 | 0.668 | 0.668 | 0.000 |
| 5 | 1011 | 0.669 | 0.669 | 0.000 |
| 5 | 1087 | 0.673 | 0.673 | 0.000 |
| 5 | 1097 | 0.671 | 0.671 | 0.000 |
| 10 | 180 | 0.671 | 0.671 | 0.000 |
| 10 | 236 | 0.670 | 0.670 | 0.000 |
| 10 | 246 | 0.670 | 0.670 | 0.000 |
| 12 | 190 | 0.672 | 0.672 | 0.000 |
| 12 | 266 | 0.671 | 0.671 | 0.000 |
| 12 | 308 | 0.671 | 0.671 | 0.000 |
| 15 | 848 | 0.673 | 0.673 | 0.000 |
| 15 | 878 | 0.670 | 0.670 | 0.000 |
| 15 | 880 | 0.673 | 0.673 | 0.000 |
| 15 | 942 | 0.671 | 0.671 | 0.000 |
| 15 | 947 | 0.670 | 0.670 | 0.000 |
| 15 | 962 | 0.674 | 0.674 | 0.000 |
| 30 | 1141 | 0.673 | 0.673 | 0.000 |
| 30 | 1242 | 0.672 | 0.672 | 0.000 |
| 30 | 1417 | 0.672 | 0.672 | 0.000 |
| 32 | 1126 | 0.671 | 0.671 | 0.000 |
| 32 | 1165 | 0.674 | 0.674 | 0.000 |
| 32 | 1300 | 0.674 | 0.674 | 0.000 |
| 35 | 376 | 0.672 | 0.672 | 0.000 |
| 35 | 405 | 0.671 | 0.671 | 0.000 |
| 35 | 425 | 0.672 | 0.671 | 0.000 |
| 35 | 492 | 0.671 | 0.671 | 0.000 |
| 35 | 501 | 0.672 | 0.672 | 0.000 |
| 35 | 521 | 0.670 | 0.670 | 0.000 |
| 50 | 300 | 0.670 | 0.670 | 0.000 |
| 50 | 756 | 0.671 | 0.671 | 0.000 |
| 50 | 1100 | 0.672 | 0.672 | 0.000 |
| 52 | 451 | 0.671 | 0.671 | 0.000 |
| 52 | 587 | 0.670 | 0.670 | 0.000 |
| 52 | 956 | 0.669 | 0.669 | 0.000 |
| 55 | 198 | 0.672 | 0.672 | 0.000 |
| 55 | 220 | 0.670 | 0.670 | 0.000 |
| 55 | 665 | 0.670 | 0.670 | 0.000 |
| 55 | 818 | 0.671 | 0.671 | 0.000 |
| 55 | 1057 | 0.674 | 0.674 | 0.000 |
| 55 | 1137 | 0.674 | 0.674 | 0.000 |
| 100 | 448 | 0.669 | 0.668 | 0.000 |
| 100 | 938 | 0.671 | 0.671 | 0.000 |
| 100 | 1051 | 0.671 | 0.671 | 0.000 |
| 102 | 921 | 0.672 | 0.672 | 0.000 |
| 102 | 1113 | 0.671 | 0.671 | 0.000 |
| 102 | 1234 | 0.670 | 0.670 | 0.000 |
| 105 | 194 | 0.669 | 0.669 | 0.000 |
| 105 | 367 | 0.669 | 0.669 | 0.000 |
| 105 | 440 | 0.670 | 0.670 | 0.000 |
| 105 | 477 | 0.672 | 0.672 | 0.000 |
| 105 | 556 | 0.670 | 0.670 | 0.000 |
| 105 | 1213 | 0.672 | 0.672 | 0.000 |
| Max | | 0.674 | 0.674 | 0.000 |
| Average | | 0.671 | 0.671 | 0.000 |
| Min | | 0.668 | 0.668 | 0.000 |
| Std Dev | | 0.001 | 0.002 | 0.000 |

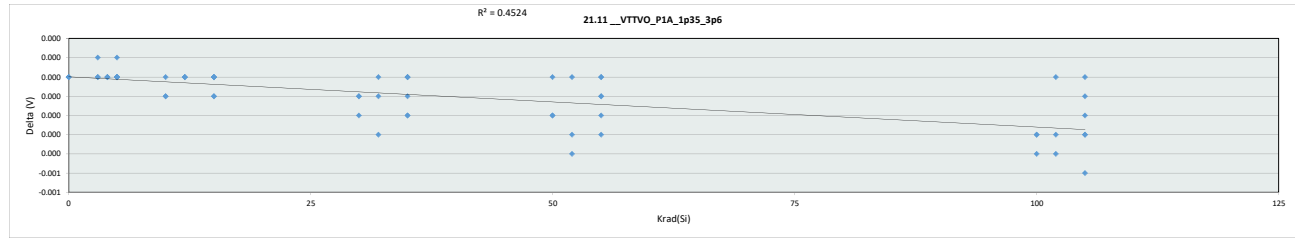


| 21.8_VTTVO_P500mA_1p35 | | | | | | | | | | | | | | | | |
|------------------------|--------|-------------|-----------|-----------|-------|-------|-------|-------|-------|-------|-------|-------|-------|-------|-------|-------|
| Test Site | Tester | Test Number | Max Limit | Min Limit | | | | | | | | | | | | |
| | | | 0.72 | 0.66 | | | | | | | | | | | | |
| | | | V | V | | | | | | | | | | | | |
| Krad(Si) | 0 | 3 | 4 | 5 | 10 | 12 | 15 | 30 | 32 | 35 | 50 | 52 | 55 | 100 | 102 | 105 |
| LL | 0.660 | 0.660 | 0.660 | 0.660 | 0.660 | 0.660 | 0.660 | 0.660 | 0.660 | 0.660 | 0.660 | 0.660 | 0.660 | 0.660 | 0.660 | 0.660 |
| Min | 0.671 | 0.671 | 0.669 | 0.668 | 0.670 | 0.671 | 0.670 | 0.672 | 0.671 | 0.670 | 0.670 | 0.669 | 0.670 | 0.668 | 0.670 | 0.669 |
| Average | 0.672 | 0.671 | 0.671 | 0.670 | 0.670 | 0.671 | 0.672 | 0.672 | 0.673 | 0.671 | 0.671 | 0.670 | 0.672 | 0.670 | 0.671 | 0.670 |
| Max | 0.672 | 0.672 | 0.674 | 0.673 | 0.671 | 0.672 | 0.674 | 0.673 | 0.674 | 0.672 | 0.672 | 0.671 | 0.674 | 0.671 | 0.672 | 0.672 |
| UL | 0.720 | 0.720 | 0.720 | 0.720 | 0.720 | 0.720 | 0.720 | 0.720 | 0.720 | 0.720 | 0.720 | 0.720 | 0.720 | 0.720 | 0.720 | 0.720 |

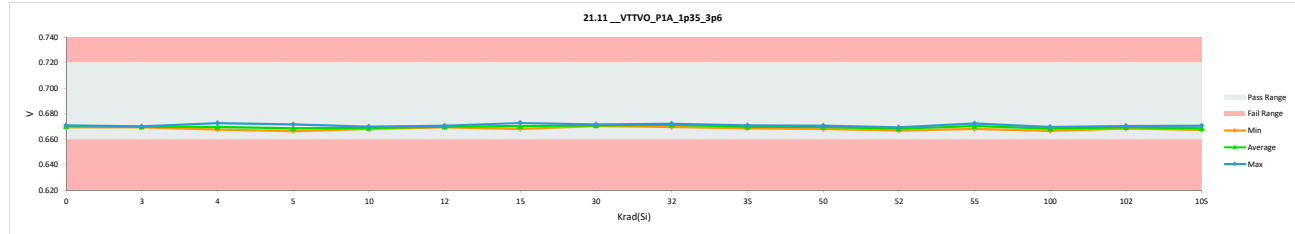


HDR TID Report
TPS7H3302-SP QML CALSS P

| 21.11_VTTVO_P1A_1p35_3p6 | | | | |
|--------------------------|----------|-------------|-------|-------|
| Test Site | Tester | Test Number | Unit | |
| | | | V | V |
| Max Limit | | | 0.72 | 0.72 |
| Min Limit | | | 0.66 | 0.66 |
| Krad(Si) | Serial # | PRE | POST | Delta |
| 0 | 775 | 0.669 | 0.669 | 0.000 |
| 0 | 1088 | 0.671 | 0.671 | 0.000 |
| 0 | 1106 | 0.671 | 0.671 | 0.000 |
| 3 | 817 | 0.669 | 0.669 | 0.000 |
| 3 | 825 | 0.670 | 0.670 | 0.000 |
| 3 | 833 | 0.670 | 0.670 | 0.000 |
| 4 | 847 | 0.669 | 0.669 | 0.000 |
| 4 | 645 | 0.668 | 0.668 | 0.000 |
| 4 | 788 | 0.673 | 0.673 | 0.000 |
| 5 | 959 | 0.669 | 0.669 | 0.000 |
| 5 | 991 | 0.667 | 0.667 | 0.000 |
| 5 | 1000 | 0.666 | 0.666 | 0.000 |
| 5 | 1011 | 0.668 | 0.668 | 0.000 |
| 5 | 1087 | 0.672 | 0.672 | 0.000 |
| 5 | 1097 | 0.670 | 0.670 | 0.000 |
| 10 | 180 | 0.670 | 0.670 | 0.000 |
| 10 | 236 | 0.669 | 0.669 | 0.000 |
| 10 | 246 | 0.668 | 0.668 | 0.000 |
| 12 | 190 | 0.671 | 0.671 | 0.000 |
| 12 | 266 | 0.669 | 0.669 | 0.000 |
| 12 | 308 | 0.670 | 0.670 | 0.000 |
| 15 | 848 | 0.671 | 0.671 | 0.000 |
| 15 | 878 | 0.668 | 0.668 | 0.000 |
| 15 | 880 | 0.672 | 0.672 | 0.000 |
| 15 | 942 | 0.670 | 0.670 | 0.000 |
| 15 | 947 | 0.669 | 0.669 | 0.000 |
| 15 | 962 | 0.673 | 0.673 | 0.000 |
| 30 | 1141 | 0.672 | 0.672 | 0.000 |
| 30 | 1242 | 0.671 | 0.671 | 0.000 |
| 30 | 1417 | 0.670 | 0.670 | 0.000 |
| 32 | 1126 | 0.670 | 0.670 | 0.000 |
| 32 | 1165 | 0.672 | 0.672 | 0.000 |
| 32 | 1300 | 0.672 | 0.672 | 0.000 |
| 35 | 376 | 0.671 | 0.671 | 0.000 |
| 35 | 405 | 0.669 | 0.669 | 0.000 |
| 35 | 425 | 0.670 | 0.670 | 0.000 |
| 35 | 492 | 0.670 | 0.669 | 0.000 |
| 35 | 501 | 0.671 | 0.671 | 0.000 |
| 35 | 521 | 0.669 | 0.669 | 0.000 |
| 50 | 300 | 0.668 | 0.668 | 0.000 |
| 50 | 756 | 0.670 | 0.670 | 0.000 |
| 50 | 1100 | 0.671 | 0.671 | 0.000 |
| 52 | 451 | 0.670 | 0.669 | 0.000 |
| 52 | 587 | 0.669 | 0.669 | 0.000 |
| 52 | 956 | 0.667 | 0.667 | 0.000 |
| 55 | 198 | 0.671 | 0.671 | 0.000 |
| 55 | 220 | 0.668 | 0.668 | 0.000 |
| 55 | 665 | 0.669 | 0.669 | 0.000 |
| 55 | 818 | 0.670 | 0.670 | 0.000 |
| 55 | 1057 | 0.673 | 0.672 | 0.000 |
| 55 | 1137 | 0.673 | 0.672 | 0.000 |
| 100 | 448 | 0.667 | 0.667 | 0.000 |
| 100 | 938 | 0.670 | 0.669 | 0.000 |
| 100 | 1051 | 0.670 | 0.670 | 0.000 |
| 102 | 921 | 0.671 | 0.670 | 0.000 |
| 102 | 1113 | 0.670 | 0.670 | 0.000 |
| 102 | 1234 | 0.669 | 0.668 | 0.000 |
| 105 | 194 | 0.668 | 0.668 | 0.000 |
| 105 | 367 | 0.668 | 0.668 | 0.000 |
| 105 | 440 | 0.668 | 0.668 | 0.000 |
| 105 | 477 | 0.671 | 0.671 | 0.000 |
| 105 | 556 | 0.669 | 0.669 | 0.000 |
| 105 | 1213 | 0.670 | 0.670 | 0.000 |
| Max | | 0.673 | 0.673 | 0.000 |
| Average | | 0.670 | 0.670 | 0.000 |
| Min | | 0.666 | 0.666 | 0.000 |
| Std Dev | | 0.002 | 0.002 | 0.000 |

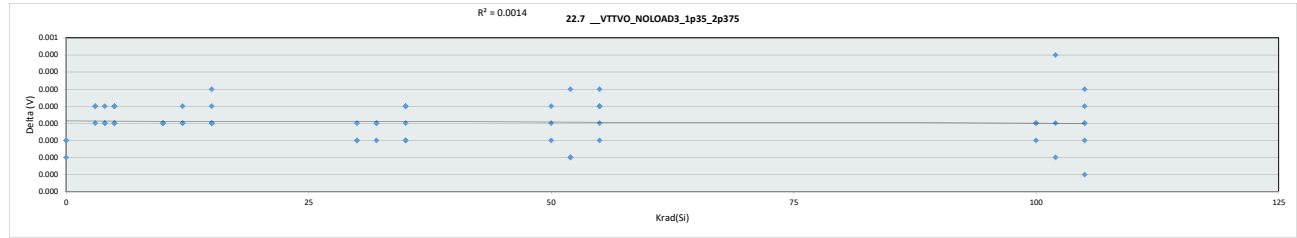


| 21.11_VTTVO_P1A_1p35_3p6 | | | | | | | | | | | | | | | | |
|--------------------------|--------|-------------|-----------|-----------|-------|-------|-------|-------|-------|-------|-------|-------|-------|-------|-------|-------|
| Test Site | Tester | Test Number | Max Limit | Min Limit | | | | | | | | | | | | |
| | | | 0.72 | 0.66 | | | | | | | | | | | | |
| | | | V | V | | | | | | | | | | | | |
| Krad(Si) | 0 | 3 | 4 | 5 | 10 | 12 | 15 | 30 | 32 | 35 | 50 | 52 | 55 | 100 | 102 | 105 |
| LL | 0.660 | 0.660 | 0.660 | 0.660 | 0.660 | 0.660 | 0.660 | 0.660 | 0.660 | 0.660 | 0.660 | 0.660 | 0.660 | 0.660 | 0.660 | 0.660 |
| Min | 0.669 | 0.669 | 0.668 | 0.666 | 0.668 | 0.670 | 0.668 | 0.670 | 0.670 | 0.669 | 0.668 | 0.667 | 0.668 | 0.667 | 0.668 | 0.668 |
| Average | 0.670 | 0.670 | 0.670 | 0.669 | 0.669 | 0.670 | 0.670 | 0.671 | 0.671 | 0.670 | 0.670 | 0.668 | 0.670 | 0.669 | 0.670 | 0.669 |
| Max | 0.671 | 0.670 | 0.673 | 0.672 | 0.670 | 0.671 | 0.673 | 0.672 | 0.672 | 0.671 | 0.669 | 0.672 | 0.670 | 0.670 | 0.670 | 0.671 |
| UL | 0.720 | 0.720 | 0.720 | 0.720 | 0.720 | 0.720 | 0.720 | 0.720 | 0.720 | 0.720 | 0.720 | 0.720 | 0.720 | 0.720 | 0.720 | 0.720 |

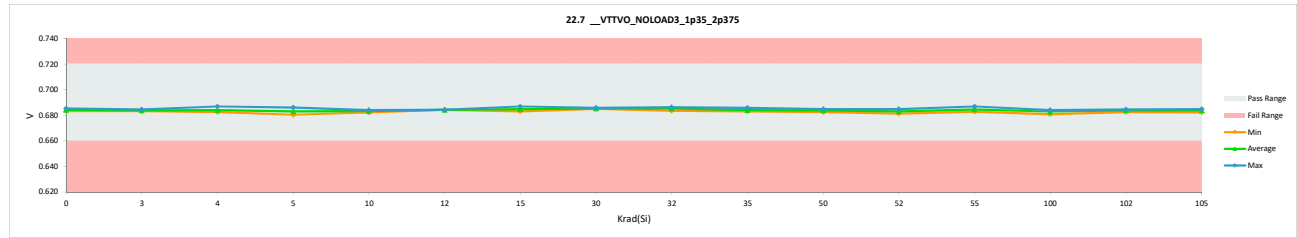


HDR TID Report
TPS7H3302-SP QML CALSS P

| 22.7 __VTTVO_NOLOAD3_1p35_2p375 | | | | |
|---------------------------------|----------|-------------|-------|-------|
| Test Site | Tester | Test Number | Unit | Delta |
| | | | V | V |
| | | | 0.72 | 0.72 |
| | | | 0.66 | 0.66 |
| Krad(Si) | Serial # | PRE | POST | Delta |
| 0 | 775 | 0.684 | 0.683 | 0.000 |
| 0 | 1088 | 0.685 | 0.684 | 0.000 |
| 0 | 1106 | 0.685 | 0.685 | 0.000 |
| 3 | 817 | 0.683 | 0.683 | 0.000 |
| 3 | 825 | 0.683 | 0.683 | 0.000 |
| 3 | 833 | 0.684 | 0.685 | 0.000 |
| 4 | 847 | 0.683 | 0.683 | 0.000 |
| 4 | 645 | 0.683 | 0.683 | 0.000 |
| 4 | 788 | 0.687 | 0.687 | 0.000 |
| 5 | 959 | 0.683 | 0.683 | 0.000 |
| 5 | 991 | 0.681 | 0.681 | 0.000 |
| 5 | 1000 | 0.680 | 0.680 | 0.000 |
| 5 | 1011 | 0.682 | 0.682 | 0.000 |
| 5 | 1087 | 0.686 | 0.686 | 0.000 |
| 5 | 1097 | 0.685 | 0.685 | 0.000 |
| 10 | 180 | 0.683 | 0.683 | 0.000 |
| 10 | 236 | 0.684 | 0.684 | 0.000 |
| 10 | 246 | 0.682 | 0.682 | 0.000 |
| 12 | 190 | 0.684 | 0.684 | 0.000 |
| 12 | 266 | 0.684 | 0.684 | 0.000 |
| 12 | 308 | 0.684 | 0.684 | 0.000 |
| 15 | 848 | 0.686 | 0.686 | 0.000 |
| 15 | 878 | 0.683 | 0.683 | 0.000 |
| 15 | 880 | 0.685 | 0.685 | 0.000 |
| 15 | 942 | 0.685 | 0.685 | 0.000 |
| 15 | 947 | 0.683 | 0.683 | 0.000 |
| 15 | 962 | 0.687 | 0.687 | 0.000 |
| 30 | 1141 | 0.686 | 0.686 | 0.000 |
| 30 | 1242 | 0.685 | 0.685 | 0.000 |
| 30 | 1417 | 0.685 | 0.685 | 0.000 |
| 32 | 1126 | 0.684 | 0.684 | 0.000 |
| 32 | 1165 | 0.686 | 0.686 | 0.000 |
| 32 | 1300 | 0.686 | 0.686 | 0.000 |
| 35 | 376 | 0.685 | 0.685 | 0.000 |
| 35 | 405 | 0.683 | 0.683 | 0.000 |
| 35 | 425 | 0.684 | 0.684 | 0.000 |
| 35 | 492 | 0.683 | 0.683 | 0.000 |
| 35 | 501 | 0.686 | 0.686 | 0.000 |
| 35 | 521 | 0.683 | 0.683 | 0.000 |
| 50 | 300 | 0.683 | 0.683 | 0.000 |
| 50 | 756 | 0.684 | 0.684 | 0.000 |
| 50 | 1100 | 0.685 | 0.685 | 0.000 |
| 52 | 451 | 0.685 | 0.685 | 0.000 |
| 52 | 587 | 0.683 | 0.683 | 0.000 |
| 52 | 956 | 0.682 | 0.681 | 0.000 |
| 55 | 198 | 0.684 | 0.684 | 0.000 |
| 55 | 220 | 0.683 | 0.683 | 0.000 |
| 55 | 665 | 0.683 | 0.683 | 0.000 |
| 55 | 818 | 0.684 | 0.685 | 0.000 |
| 55 | 1057 | 0.687 | 0.687 | 0.000 |
| 55 | 1137 | 0.686 | 0.686 | 0.000 |
| 100 | 448 | 0.681 | 0.681 | 0.000 |
| 100 | 938 | 0.684 | 0.684 | 0.000 |
| 100 | 1051 | 0.684 | 0.684 | 0.000 |
| 102 | 921 | 0.684 | 0.684 | 0.000 |
| 102 | 1113 | 0.684 | 0.684 | 0.000 |
| 102 | 1234 | 0.683 | 0.683 | 0.000 |
| 105 | 194 | 0.684 | 0.684 | 0.000 |
| 105 | 367 | 0.683 | 0.682 | 0.000 |
| 105 | 440 | 0.683 | 0.683 | 0.000 |
| 105 | 477 | 0.685 | 0.685 | 0.000 |
| 105 | 556 | 0.684 | 0.684 | 0.000 |
| 105 | 1213 | 0.684 | 0.684 | 0.000 |
| | Max | 0.687 | 0.687 | 0.000 |
| | Average | 0.684 | 0.684 | 0.000 |
| | Min | 0.680 | 0.680 | 0.000 |
| | Std Dev | 0.001 | 0.001 | 0.000 |

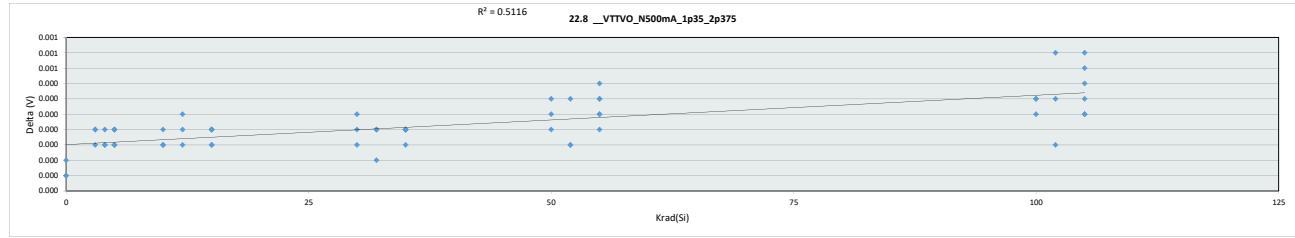


| 22.7 __VTTVO_NOLOAD3_1p35 | | | | | | | | | | | | | | | | |
|---------------------------|--------|-------------|-------|-------|-------|-------|-------|-------|-------|-------|-------|-------|-------|-------|-------|-------|
| Test Site | Tester | Test Number | Unit | Delta | | | | | | | | | | | | |
| | | | V | V | | | | | | | | | | | | |
| | | | 0.72 | 0.72 | | | | | | | | | | | | |
| | | | 0.66 | 0.66 | | | | | | | | | | | | |
| Krad(Si) | 0 | 3 | 4 | 5 | 10 | 12 | 15 | 30 | 32 | 35 | 50 | 52 | 55 | 100 | 102 | 105 |
| LL | 0.660 | 0.660 | 0.660 | 0.660 | 0.660 | 0.660 | 0.660 | 0.660 | 0.660 | 0.660 | 0.660 | 0.660 | 0.660 | 0.660 | 0.660 | 0.660 |
| Min | 0.683 | 0.683 | 0.683 | 0.680 | 0.682 | 0.684 | 0.683 | 0.685 | 0.684 | 0.683 | 0.683 | 0.681 | 0.683 | 0.681 | 0.683 | 0.682 |
| Average | 0.684 | 0.684 | 0.684 | 0.683 | 0.683 | 0.684 | 0.685 | 0.685 | 0.684 | 0.684 | 0.684 | 0.683 | 0.685 | 0.683 | 0.684 | 0.684 |
| Max | 0.685 | 0.685 | 0.687 | 0.686 | 0.684 | 0.687 | 0.686 | 0.686 | 0.686 | 0.686 | 0.685 | 0.685 | 0.687 | 0.684 | 0.685 | 0.685 |
| UL | 0.720 | 0.720 | 0.720 | 0.720 | 0.720 | 0.720 | 0.720 | 0.720 | 0.720 | 0.720 | 0.720 | 0.720 | 0.720 | 0.720 | 0.720 | 0.720 |

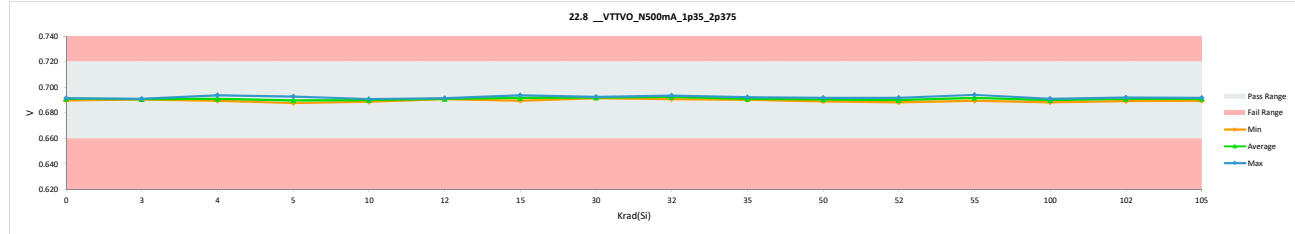


HDR TID Report
TPS7H3302-SP QML CALSS P

| 22.8_VTTVO_N500mA_1p35_2p375 | | | | |
|------------------------------|----------|-------------|-------|-------|
| Test Site | Tester | Test Number | Unit | Delta |
| | | | V | V |
| Max Limit | 0.72 | 0.72 | | |
| Min Limit | 0.66 | 0.66 | | |
| Krad(Si) | Serial # | PRE | POST | Delta |
| 0 | 775 | 0.690 | 0.690 | 0.000 |
| 0 | 1088 | 0.691 | 0.691 | 0.000 |
| 0 | 1106 | 0.692 | 0.692 | 0.000 |
| 3 | 817 | 0.690 | 0.691 | 0.000 |
| 3 | 825 | 0.691 | 0.691 | 0.000 |
| 3 | 833 | 0.691 | 0.691 | 0.000 |
| 4 | 847 | 0.690 | 0.690 | 0.000 |
| 4 | 645 | 0.689 | 0.689 | 0.000 |
| 4 | 788 | 0.694 | 0.694 | 0.000 |
| 5 | 959 | 0.690 | 0.690 | 0.000 |
| 5 | 991 | 0.688 | 0.688 | 0.000 |
| 5 | 1000 | 0.688 | 0.688 | 0.000 |
| 5 | 1011 | 0.689 | 0.689 | 0.000 |
| 5 | 1087 | 0.693 | 0.693 | 0.000 |
| 5 | 1097 | 0.691 | 0.691 | 0.000 |
| 10 | 180 | 0.690 | 0.690 | 0.000 |
| 10 | 236 | 0.691 | 0.691 | 0.000 |
| 10 | 246 | 0.689 | 0.689 | 0.000 |
| 12 | 190 | 0.691 | 0.691 | 0.000 |
| 12 | 266 | 0.691 | 0.691 | 0.000 |
| 12 | 308 | 0.691 | 0.691 | 0.000 |
| 15 | 848 | 0.693 | 0.693 | 0.000 |
| 15 | 878 | 0.689 | 0.689 | 0.000 |
| 15 | 880 | 0.692 | 0.692 | 0.000 |
| 15 | 942 | 0.691 | 0.691 | 0.000 |
| 15 | 947 | 0.690 | 0.690 | 0.000 |
| 15 | 962 | 0.694 | 0.694 | 0.000 |
| 30 | 1141 | 0.692 | 0.692 | 0.000 |
| 30 | 1242 | 0.691 | 0.691 | 0.000 |
| 30 | 1417 | 0.692 | 0.692 | 0.000 |
| 32 | 1126 | 0.691 | 0.691 | 0.000 |
| 32 | 1165 | 0.693 | 0.693 | 0.000 |
| 32 | 1300 | 0.693 | 0.693 | 0.000 |
| 35 | 376 | 0.692 | 0.692 | 0.000 |
| 35 | 405 | 0.691 | 0.691 | 0.000 |
| 35 | 425 | 0.691 | 0.691 | 0.000 |
| 35 | 492 | 0.690 | 0.690 | 0.000 |
| 35 | 501 | 0.692 | 0.692 | 0.000 |
| 35 | 521 | 0.690 | 0.690 | 0.000 |
| 50 | 300 | 0.689 | 0.689 | 0.000 |
| 50 | 756 | 0.691 | 0.691 | 0.000 |
| 50 | 1100 | 0.692 | 0.692 | 0.000 |
| 52 | 451 | 0.692 | 0.692 | 0.000 |
| 52 | 587 | 0.689 | 0.690 | 0.000 |
| 52 | 956 | 0.688 | 0.688 | 0.000 |
| 55 | 198 | 0.691 | 0.691 | 0.000 |
| 55 | 220 | 0.689 | 0.689 | 0.000 |
| 55 | 665 | 0.690 | 0.690 | 0.000 |
| 55 | 818 | 0.691 | 0.691 | 0.000 |
| 55 | 1057 | 0.694 | 0.694 | 0.000 |
| 55 | 1137 | 0.693 | 0.693 | 0.000 |
| 100 | 448 | 0.688 | 0.688 | 0.000 |
| 100 | 938 | 0.691 | 0.691 | 0.000 |
| 100 | 1051 | 0.690 | 0.691 | 0.000 |
| 102 | 921 | 0.692 | 0.692 | 0.000 |
| 102 | 1113 | 0.691 | 0.692 | 0.001 |
| 102 | 1234 | 0.689 | 0.689 | 0.000 |
| 105 | 194 | 0.691 | 0.692 | 0.001 |
| 105 | 367 | 0.689 | 0.689 | 0.000 |
| 105 | 440 | 0.690 | 0.690 | 0.001 |
| 105 | 477 | 0.691 | 0.692 | 0.000 |
| 105 | 556 | 0.691 | 0.691 | 0.000 |
| 105 | 1213 | 0.691 | 0.691 | 0.000 |
| Max | | 0.694 | 0.694 | 0.001 |
| Average | | 0.691 | 0.691 | 0.000 |
| Min | | 0.688 | 0.688 | 0.000 |
| Std Dev | | 0.001 | 0.001 | 0.000 |

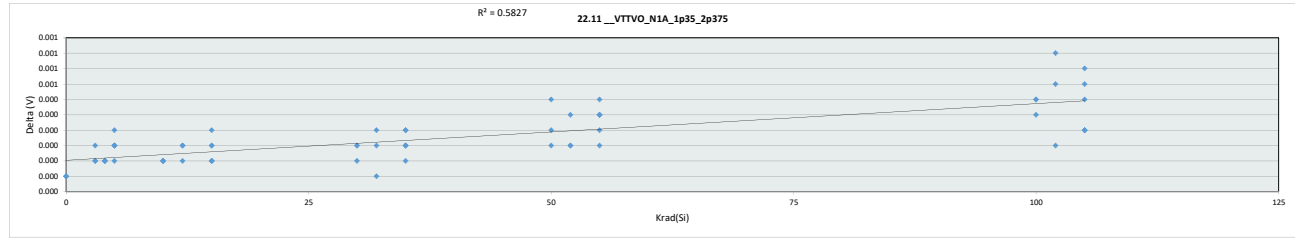


| 22.8_VTTVO_N500mA_1p35 | | | | | | | | | | | | | | | | |
|------------------------|--------|-------------|-------|-------|-------|-------|-------|-------|-------|-------|-------|-------|-------|-------|-------|-------|
| Test Site | Tester | Test Number | Unit | Delta | | | | | | | | | | | | |
| | | | V | V | | | | | | | | | | | | |
| Max Limit | 0.72 | 0.72 | | | | | | | | | | | | | | |
| Min Limit | 0.66 | 0.66 | | | | | | | | | | | | | | |
| Krad(Si) | 0 | 3 | 4 | 5 | 10 | 12 | 15 | 30 | 32 | 35 | 50 | 52 | 55 | 100 | 102 | 105 |
| LL | 0.660 | 0.660 | 0.660 | 0.660 | 0.660 | 0.660 | 0.660 | 0.660 | 0.660 | 0.660 | 0.660 | 0.660 | 0.660 | 0.660 | 0.660 | 0.660 |
| Min | 0.690 | 0.691 | 0.690 | 0.690 | 0.688 | 0.691 | 0.690 | 0.691 | 0.690 | 0.689 | 0.688 | 0.690 | 0.688 | 0.689 | 0.689 | 0.689 |
| Average | 0.691 | 0.691 | 0.691 | 0.690 | 0.690 | 0.691 | 0.692 | 0.692 | 0.692 | 0.691 | 0.690 | 0.690 | 0.692 | 0.690 | 0.691 | 0.691 |
| Max | 0.692 | 0.691 | 0.694 | 0.693 | 0.691 | 0.694 | 0.692 | 0.694 | 0.692 | 0.694 | 0.692 | 0.692 | 0.694 | 0.691 | 0.692 | 0.692 |
| UL | 0.720 | 0.720 | 0.720 | 0.720 | 0.720 | 0.720 | 0.720 | 0.720 | 0.720 | 0.720 | 0.720 | 0.720 | 0.720 | 0.720 | 0.720 | 0.720 |

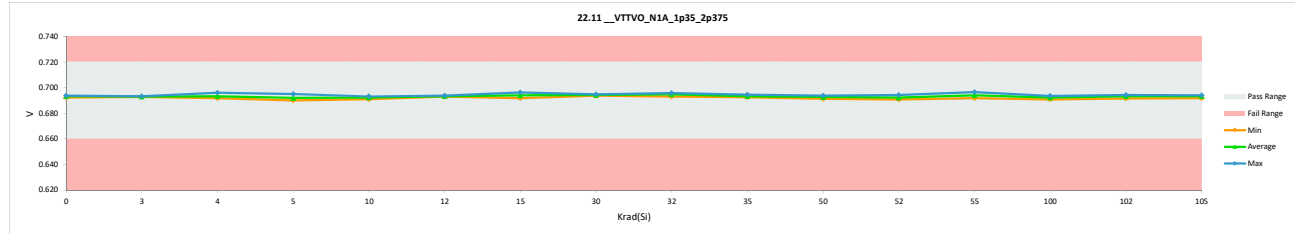


HDR TID Report
TPS7H3302-SP QML CALSS P

| 22.11_VTTVO_N1A_1p35_2p375 | | | | |
|----------------------------|----------|-------------|-------|-------|
| Test Site | Tester | Test Number | Unit | Delta |
| | | | V | V |
| | | | 0.72 | 0.72 |
| | | | 0.66 | 0.66 |
| Krad(Si) | Serial # | PRE | POST | Delta |
| 0 | 775 | 0.692 | 0.692 | 0.000 |
| 0 | 1088 | 0.694 | 0.694 | 0.000 |
| 0 | 1106 | 0.694 | 0.694 | 0.000 |
| 3 | 817 | 0.693 | 0.693 | 0.000 |
| 3 | 825 | 0.693 | 0.693 | 0.000 |
| 3 | 833 | 0.693 | 0.693 | 0.000 |
| 4 | 547 | 0.692 | 0.692 | 0.000 |
| 4 | 645 | 0.692 | 0.692 | 0.000 |
| 4 | 788 | 0.696 | 0.696 | 0.000 |
| 5 | 959 | 0.692 | 0.692 | 0.000 |
| 5 | 991 | 0.690 | 0.690 | 0.000 |
| 5 | 1000 | 0.690 | 0.690 | 0.000 |
| 5 | 1011 | 0.691 | 0.691 | 0.000 |
| 5 | 1087 | 0.695 | 0.695 | 0.000 |
| 5 | 1097 | 0.693 | 0.694 | 0.000 |
| 10 | 180 | 0.692 | 0.692 | 0.000 |
| 10 | 236 | 0.693 | 0.693 | 0.000 |
| 10 | 246 | 0.691 | 0.691 | 0.000 |
| 12 | 190 | 0.694 | 0.694 | 0.000 |
| 12 | 266 | 0.693 | 0.693 | 0.000 |
| 12 | 308 | 0.693 | 0.693 | 0.000 |
| 15 | 848 | 0.695 | 0.695 | 0.000 |
| 15 | 878 | 0.692 | 0.692 | 0.000 |
| 15 | 880 | 0.695 | 0.695 | 0.000 |
| 15 | 942 | 0.694 | 0.694 | 0.000 |
| 15 | 947 | 0.693 | 0.693 | 0.000 |
| 15 | 962 | 0.696 | 0.696 | 0.000 |
| 30 | 1141 | 0.695 | 0.695 | 0.000 |
| 30 | 1242 | 0.694 | 0.694 | 0.000 |
| 30 | 1417 | 0.695 | 0.695 | 0.000 |
| 32 | 1126 | 0.693 | 0.693 | 0.000 |
| 32 | 1165 | 0.695 | 0.696 | 0.000 |
| 32 | 1300 | 0.696 | 0.696 | 0.000 |
| 35 | 376 | 0.694 | 0.694 | 0.000 |
| 35 | 405 | 0.693 | 0.693 | 0.000 |
| 35 | 425 | 0.693 | 0.693 | 0.000 |
| 35 | 492 | 0.693 | 0.693 | 0.000 |
| 35 | 501 | 0.694 | 0.695 | 0.000 |
| 35 | 521 | 0.692 | 0.692 | 0.000 |
| 50 | 300 | 0.691 | 0.691 | 0.000 |
| 50 | 756 | 0.693 | 0.693 | 0.000 |
| 50 | 1100 | 0.694 | 0.694 | 0.000 |
| 52 | 451 | 0.694 | 0.694 | 0.000 |
| 52 | 587 | 0.692 | 0.692 | 0.000 |
| 52 | 956 | 0.691 | 0.691 | 0.000 |
| 55 | 198 | 0.693 | 0.694 | 0.000 |
| 55 | 220 | 0.692 | 0.692 | 0.000 |
| 55 | 665 | 0.692 | 0.693 | 0.000 |
| 55 | 818 | 0.694 | 0.694 | 0.000 |
| 55 | 1057 | 0.697 | 0.697 | 0.000 |
| 55 | 1137 | 0.696 | 0.696 | 0.000 |
| 100 | 448 | 0.690 | 0.691 | 0.000 |
| 100 | 938 | 0.693 | 0.693 | 0.000 |
| 100 | 1051 | 0.693 | 0.693 | 0.000 |
| 102 | 921 | 0.694 | 0.694 | 0.001 |
| 102 | 1113 | 0.694 | 0.694 | 0.001 |
| 102 | 1234 | 0.692 | 0.692 | 0.000 |
| 105 | 194 | 0.693 | 0.694 | 0.001 |
| 105 | 367 | 0.692 | 0.692 | 0.000 |
| 105 | 440 | 0.692 | 0.693 | 0.001 |
| 105 | 477 | 0.694 | 0.694 | 0.000 |
| 105 | 556 | 0.694 | 0.694 | 0.000 |
| 105 | 1213 | 0.693 | 0.694 | 0.000 |
| | Max | 0.697 | 0.697 | 0.001 |
| | Average | 0.693 | 0.693 | 0.000 |
| | Min | 0.690 | 0.690 | 0.000 |
| | Std Dev | 0.001 | 0.001 | 0.000 |

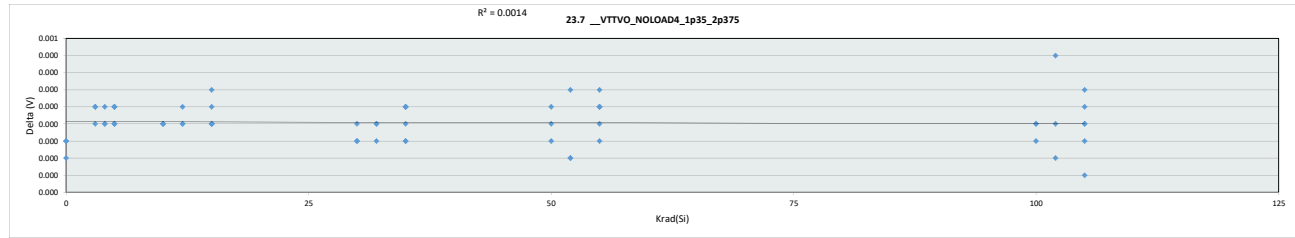


| 22.11_VTTVO_N1A_1p35_2p375 | | | | | | | | | | | | | | | | | | | | | |
|----------------------------|--------|-------------|-----------|-----------|-------|-------|-------|-------|-------|-------|-------|-------|-------|-------|-------|-------|-------|-------|-------|-------|-------|
| Test Site | Tester | Test Number | Max Limit | Min Limit | 0 | 3 | 4 | 5 | 10 | 12 | 15 | 30 | 32 | 35 | 50 | 52 | 55 | 100 | 102 | 105 | |
| LL | | | 0.660 | 0.660 | 0.660 | 0.660 | 0.660 | 0.660 | 0.660 | 0.660 | 0.660 | 0.660 | 0.660 | 0.660 | 0.660 | 0.660 | 0.660 | 0.660 | 0.660 | 0.660 | 0.660 |
| Min | | | 0.692 | 0.693 | 0.692 | 0.690 | 0.691 | 0.690 | 0.691 | 0.693 | 0.692 | 0.694 | 0.693 | 0.693 | 0.691 | 0.691 | 0.692 | 0.691 | 0.692 | 0.692 | 0.692 |
| Average | | | 0.693 | 0.693 | 0.693 | 0.692 | 0.692 | 0.692 | 0.692 | 0.693 | 0.694 | 0.694 | 0.695 | 0.693 | 0.693 | 0.692 | 0.694 | 0.691 | 0.692 | 0.693 | 0.693 |
| Max | | | 0.694 | 0.693 | 0.696 | 0.695 | 0.693 | 0.695 | 0.693 | 0.694 | 0.696 | 0.695 | 0.696 | 0.695 | 0.694 | 0.694 | 0.697 | 0.694 | 0.694 | 0.694 | 0.694 |
| UL | | | 0.720 | 0.720 | 0.720 | 0.720 | 0.720 | 0.720 | 0.720 | 0.720 | 0.720 | 0.720 | 0.720 | 0.720 | 0.720 | 0.720 | 0.720 | 0.720 | 0.720 | 0.720 | 0.720 |

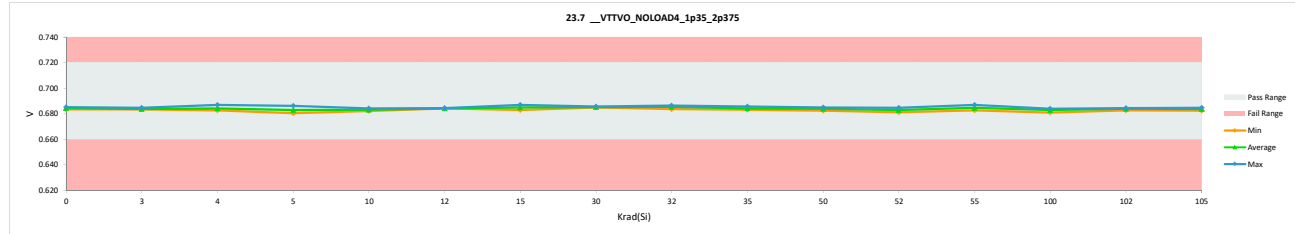


HDR TID Report
TPS7H3302-SP QML CALSS P

| 23.7 __VTTVO_NOLOAD4_1p35_2p375 | | | | |
|---------------------------------|----------|-------------|-------|-------|
| Test Site | Tester | Test Number | Unit | Delta |
| | | | V | V |
| | | | 0.72 | 0.72 |
| | | | 0.66 | 0.66 |
| Krad(Si) | Serial # | PRE | POST | Delta |
| 0 | 775 | 0.684 | 0.683 | 0.000 |
| 0 | 1088 | 0.685 | 0.684 | 0.000 |
| 0 | 1106 | 0.685 | 0.685 | 0.000 |
| 3 | 817 | 0.683 | 0.683 | 0.000 |
| 3 | 825 | 0.683 | 0.683 | 0.000 |
| 3 | 833 | 0.684 | 0.685 | 0.000 |
| 4 | 847 | 0.683 | 0.683 | 0.000 |
| 4 | 645 | 0.683 | 0.683 | 0.000 |
| 4 | 788 | 0.687 | 0.687 | 0.000 |
| 5 | 959 | 0.683 | 0.683 | 0.000 |
| 5 | 991 | 0.681 | 0.681 | 0.000 |
| 5 | 1000 | 0.680 | 0.680 | 0.000 |
| 5 | 1011 | 0.682 | 0.682 | 0.000 |
| 5 | 1087 | 0.686 | 0.686 | 0.000 |
| 5 | 1097 | 0.685 | 0.685 | 0.000 |
| 10 | 180 | 0.683 | 0.683 | 0.000 |
| 10 | 236 | 0.684 | 0.684 | 0.000 |
| 10 | 246 | 0.682 | 0.682 | 0.000 |
| 12 | 190 | 0.684 | 0.684 | 0.000 |
| 12 | 266 | 0.684 | 0.684 | 0.000 |
| 12 | 308 | 0.684 | 0.684 | 0.000 |
| 15 | 848 | 0.686 | 0.686 | 0.000 |
| 15 | 878 | 0.683 | 0.683 | 0.000 |
| 15 | 880 | 0.685 | 0.685 | 0.000 |
| 15 | 942 | 0.685 | 0.685 | 0.000 |
| 15 | 947 | 0.683 | 0.683 | 0.000 |
| 15 | 962 | 0.687 | 0.687 | 0.000 |
| 30 | 1141 | 0.686 | 0.686 | 0.000 |
| 30 | 1242 | 0.685 | 0.685 | 0.000 |
| 30 | 1417 | 0.685 | 0.685 | 0.000 |
| 32 | 1126 | 0.684 | 0.684 | 0.000 |
| 32 | 1165 | 0.686 | 0.686 | 0.000 |
| 32 | 1300 | 0.686 | 0.686 | 0.000 |
| 35 | 376 | 0.685 | 0.685 | 0.000 |
| 35 | 405 | 0.683 | 0.683 | 0.000 |
| 35 | 425 | 0.684 | 0.684 | 0.000 |
| 35 | 492 | 0.683 | 0.683 | 0.000 |
| 35 | 501 | 0.686 | 0.686 | 0.000 |
| 35 | 521 | 0.683 | 0.683 | 0.000 |
| 50 | 300 | 0.683 | 0.683 | 0.000 |
| 50 | 756 | 0.684 | 0.684 | 0.000 |
| 50 | 1100 | 0.685 | 0.685 | 0.000 |
| 52 | 451 | 0.685 | 0.685 | 0.000 |
| 52 | 587 | 0.683 | 0.683 | 0.000 |
| 52 | 956 | 0.682 | 0.681 | 0.000 |
| 55 | 198 | 0.684 | 0.684 | 0.000 |
| 55 | 220 | 0.683 | 0.683 | 0.000 |
| 55 | 665 | 0.683 | 0.683 | 0.000 |
| 55 | 818 | 0.684 | 0.685 | 0.000 |
| 55 | 1057 | 0.687 | 0.687 | 0.000 |
| 55 | 1137 | 0.686 | 0.686 | 0.000 |
| 100 | 448 | 0.681 | 0.681 | 0.000 |
| 100 | 938 | 0.684 | 0.684 | 0.000 |
| 100 | 1051 | 0.684 | 0.684 | 0.000 |
| 102 | 921 | 0.684 | 0.684 | 0.000 |
| 102 | 1113 | 0.684 | 0.684 | 0.000 |
| 102 | 1234 | 0.683 | 0.683 | 0.000 |
| 105 | 194 | 0.684 | 0.684 | 0.000 |
| 105 | 367 | 0.683 | 0.682 | 0.000 |
| 105 | 440 | 0.683 | 0.683 | 0.000 |
| 105 | 477 | 0.685 | 0.685 | 0.000 |
| 105 | 556 | 0.684 | 0.684 | 0.000 |
| 105 | 1213 | 0.684 | 0.684 | 0.000 |
| | Max | 0.687 | 0.687 | 0.000 |
| | Average | 0.684 | 0.684 | 0.000 |
| | Min | 0.680 | 0.680 | 0.000 |
| | Std Dev | 0.001 | 0.001 | 0.000 |

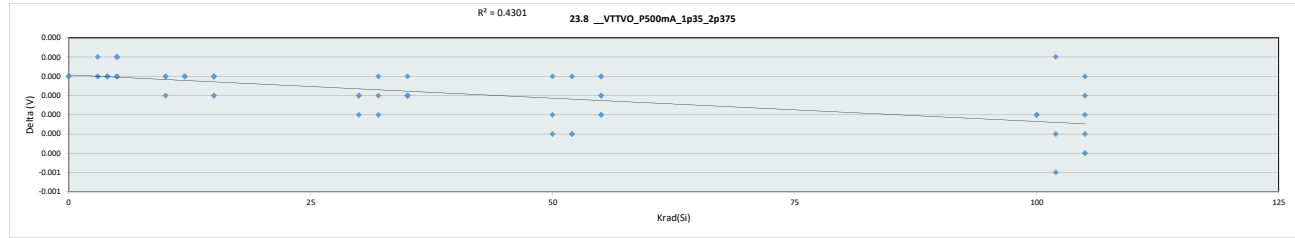


| 23.7 __VTTVO_NOLOAD4_1p35 | | | | | | | | | | | | | | | | |
|---------------------------|--------|-------------|-------|-----------|-----------|-------|-------|-------|-------|-------|-------|-------|-------|-------|-------|-------|
| Test Site | Tester | Test Number | Unit | Max Limit | Min Limit | | | | | | | | | | | |
| | | | V | 0.72 | 0.66 | | | | | | | | | | | |
| | | | V | 0.72 | 0.66 | | | | | | | | | | | |
| Krad(Si) | 0 | 3 | 4 | 5 | 10 | 12 | 15 | 30 | 32 | 35 | 50 | 52 | 55 | 100 | 102 | 105 |
| LL | 0.660 | 0.660 | 0.660 | 0.660 | 0.660 | 0.660 | 0.660 | 0.660 | 0.660 | 0.660 | 0.660 | 0.660 | 0.660 | 0.660 | 0.660 | 0.660 |
| Min | 0.683 | 0.683 | 0.683 | 0.680 | 0.682 | 0.684 | 0.683 | 0.685 | 0.684 | 0.683 | 0.683 | 0.681 | 0.683 | 0.681 | 0.683 | 0.682 |
| Average | 0.684 | 0.684 | 0.684 | 0.683 | 0.683 | 0.684 | 0.685 | 0.685 | 0.684 | 0.684 | 0.684 | 0.683 | 0.685 | 0.683 | 0.684 | 0.684 |
| Max | 0.685 | 0.685 | 0.687 | 0.686 | 0.684 | 0.687 | 0.686 | 0.686 | 0.686 | 0.686 | 0.685 | 0.685 | 0.687 | 0.684 | 0.685 | 0.685 |
| UL | 0.720 | 0.720 | 0.720 | 0.720 | 0.720 | 0.720 | 0.720 | 0.720 | 0.720 | 0.720 | 0.720 | 0.720 | 0.720 | 0.720 | 0.720 | 0.720 |

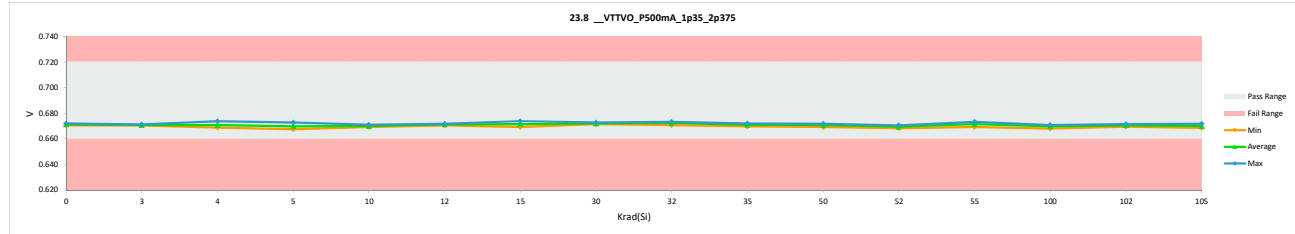


HDR TID Report
TPS7H3302-SP QML CALSS P

| 23.8_VTTVO_P500mA_1p35_2p375 | | | | |
|------------------------------|----------|-------------|-------|--------|
| Test Site | Tester | Test Number | Unit | |
| | | | V | V |
| Max Limit | | | 0.72 | 0.72 |
| Min Limit | | | 0.66 | 0.66 |
| Krad(Si) | Serial # | PRE | POST | Delta |
| 0 | 775 | 0.670 | 0.670 | 0.000 |
| 0 | 1088 | 0.672 | 0.672 | 0.000 |
| 0 | 1106 | 0.672 | 0.672 | 0.000 |
| 3 | 817 | 0.670 | 0.670 | 0.000 |
| 3 | 825 | 0.671 | 0.671 | 0.000 |
| 3 | 833 | 0.671 | 0.671 | 0.000 |
| 4 | 847 | 0.670 | 0.670 | 0.000 |
| 4 | 645 | 0.669 | 0.669 | 0.000 |
| 4 | 788 | 0.674 | 0.674 | 0.000 |
| 5 | 959 | 0.670 | 0.670 | 0.000 |
| 5 | 991 | 0.668 | 0.668 | 0.000 |
| 5 | 1000 | 0.668 | 0.668 | 0.000 |
| 5 | 1011 | 0.669 | 0.669 | 0.000 |
| 5 | 1087 | 0.673 | 0.673 | 0.000 |
| 5 | 1097 | 0.671 | 0.671 | 0.000 |
| 10 | 180 | 0.671 | 0.671 | 0.000 |
| 10 | 236 | 0.670 | 0.670 | 0.000 |
| 10 | 246 | 0.669 | 0.669 | 0.000 |
| 12 | 190 | 0.672 | 0.672 | 0.000 |
| 12 | 266 | 0.671 | 0.671 | 0.000 |
| 12 | 308 | 0.671 | 0.671 | 0.000 |
| 15 | 848 | 0.672 | 0.672 | 0.000 |
| 15 | 878 | 0.669 | 0.669 | 0.000 |
| 15 | 880 | 0.673 | 0.673 | 0.000 |
| 15 | 942 | 0.671 | 0.671 | 0.000 |
| 15 | 947 | 0.670 | 0.670 | 0.000 |
| 15 | 962 | 0.674 | 0.674 | 0.000 |
| 30 | 1141 | 0.673 | 0.673 | 0.000 |
| 30 | 1242 | 0.672 | 0.672 | 0.000 |
| 30 | 1417 | 0.672 | 0.672 | 0.000 |
| 32 | 1126 | 0.671 | 0.671 | 0.000 |
| 32 | 1165 | 0.673 | 0.673 | 0.000 |
| 32 | 1300 | 0.673 | 0.673 | 0.000 |
| 35 | 376 | 0.672 | 0.672 | 0.000 |
| 35 | 405 | 0.671 | 0.671 | 0.000 |
| 35 | 425 | 0.671 | 0.671 | 0.000 |
| 35 | 492 | 0.671 | 0.671 | 0.000 |
| 35 | 501 | 0.672 | 0.672 | 0.000 |
| 35 | 521 | 0.670 | 0.670 | 0.000 |
| 50 | 300 | 0.669 | 0.669 | 0.000 |
| 50 | 756 | 0.671 | 0.671 | 0.000 |
| 50 | 1100 | 0.672 | 0.672 | 0.000 |
| 52 | 451 | 0.671 | 0.671 | 0.000 |
| 52 | 587 | 0.670 | 0.670 | 0.000 |
| 52 | 956 | 0.669 | 0.668 | 0.000 |
| 55 | 198 | 0.672 | 0.672 | 0.000 |
| 55 | 220 | 0.669 | 0.669 | 0.000 |
| 55 | 665 | 0.670 | 0.670 | 0.000 |
| 55 | 818 | 0.671 | 0.671 | 0.000 |
| 55 | 1057 | 0.674 | 0.673 | 0.000 |
| 55 | 1137 | 0.674 | 0.673 | 0.000 |
| 100 | 448 | 0.668 | 0.668 | 0.000 |
| 100 | 938 | 0.671 | 0.670 | 0.000 |
| 100 | 1051 | 0.671 | 0.671 | 0.000 |
| 102 | 921 | 0.672 | 0.672 | 0.000 |
| 102 | 1113 | 0.671 | 0.671 | 0.000 |
| 102 | 1234 | 0.670 | 0.669 | -0.001 |
| 105 | 194 | 0.669 | 0.669 | 0.000 |
| 105 | 367 | 0.669 | 0.669 | 0.000 |
| 105 | 440 | 0.669 | 0.669 | 0.000 |
| 105 | 477 | 0.672 | 0.672 | 0.000 |
| 105 | 556 | 0.670 | 0.670 | 0.000 |
| 105 | 1213 | 0.671 | 0.671 | 0.000 |
| Max | | 0.674 | 0.674 | 0.000 |
| Average | | 0.671 | 0.671 | 0.000 |
| Min | | 0.668 | 0.668 | -0.001 |
| Std Dev | | 0.001 | 0.002 | 0.000 |

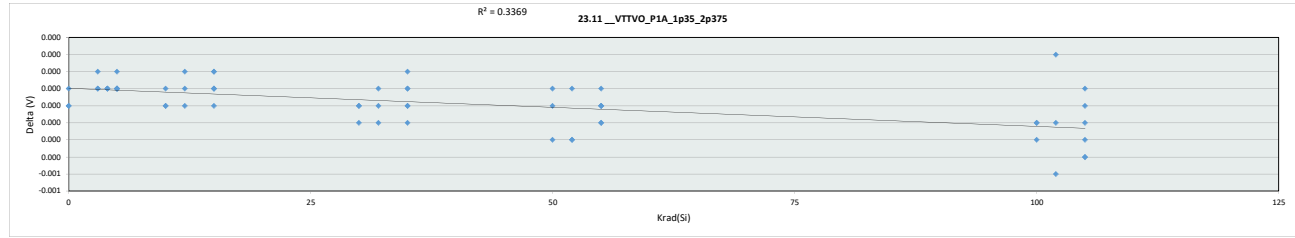


| 23.8_VTTVO_P500mA_1p35 | | | | | | | | | | | | | | | | |
|------------------------|--------|-------------|-----------|-----------|-------|-------|-------|-------|-------|-------|-------|-------|-------|-------|-------|-------|
| Test Site | Tester | Test Number | Max Limit | Min Limit | | | | | | | | | | | | |
| | | | 0.72 | 0.66 | | | | | | | | | | | | |
| | | | V | V | | | | | | | | | | | | |
| Krad(Si) | 0 | 3 | 4 | 5 | 10 | 12 | 15 | 30 | 32 | 35 | 50 | 52 | 55 | 100 | 102 | 105 |
| LL | 0.660 | 0.660 | 0.660 | 0.660 | 0.660 | 0.660 | 0.660 | 0.660 | 0.660 | 0.660 | 0.660 | 0.660 | 0.660 | 0.660 | 0.660 | 0.660 |
| Min | 0.671 | 0.671 | 0.669 | 0.668 | 0.669 | 0.671 | 0.669 | 0.672 | 0.671 | 0.670 | 0.669 | 0.668 | 0.669 | 0.668 | 0.670 | 0.669 |
| Average | 0.671 | 0.671 | 0.671 | 0.670 | 0.670 | 0.671 | 0.672 | 0.672 | 0.672 | 0.671 | 0.671 | 0.670 | 0.672 | 0.670 | 0.671 | 0.670 |
| Max | 0.672 | 0.671 | 0.674 | 0.673 | 0.671 | 0.672 | 0.674 | 0.673 | 0.672 | 0.672 | 0.671 | 0.673 | 0.671 | 0.671 | 0.672 | 0.672 |
| UL | 0.720 | 0.720 | 0.720 | 0.720 | 0.720 | 0.720 | 0.720 | 0.720 | 0.720 | 0.720 | 0.720 | 0.720 | 0.720 | 0.720 | 0.720 | 0.720 |

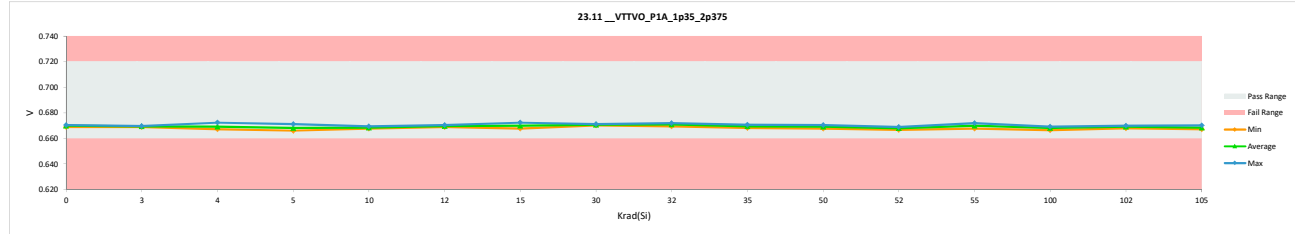


HDR TID Report
TPS7H3302-SP QML CALSS P

| 23.11_VTTVO_P1A_1p35_2p375 | | | | |
|----------------------------|----------|-------------|-------|-------|
| Test Site | Tester | Test Number | Unit | Delta |
| | | V | V | |
| Max Limit | 0.72 | 0.72 | | |
| Min Limit | 0.66 | 0.66 | | |
| Krad(Si) | Serial # | PRE | POST | Delta |
| 0 | 775 | 0.669 | 0.669 | 0.000 |
| 0 | 1088 | 0.670 | 0.670 | 0.000 |
| 0 | 1106 | 0.670 | 0.670 | 0.000 |
| 3 | 817 | 0.669 | 0.669 | 0.000 |
| 3 | 825 | 0.669 | 0.669 | 0.000 |
| 3 | 833 | 0.670 | 0.670 | 0.000 |
| 4 | 547 | 0.668 | 0.668 | 0.000 |
| 4 | 645 | 0.667 | 0.667 | 0.000 |
| 4 | 788 | 0.672 | 0.672 | 0.000 |
| 5 | 959 | 0.669 | 0.669 | 0.000 |
| 5 | 991 | 0.666 | 0.666 | 0.000 |
| 5 | 1000 | 0.666 | 0.666 | 0.000 |
| 5 | 1011 | 0.667 | 0.667 | 0.000 |
| 5 | 1087 | 0.671 | 0.671 | 0.000 |
| 5 | 1097 | 0.669 | 0.669 | 0.000 |
| 10 | 180 | 0.669 | 0.669 | 0.000 |
| 10 | 236 | 0.668 | 0.668 | 0.000 |
| 10 | 246 | 0.668 | 0.668 | 0.000 |
| 12 | 190 | 0.670 | 0.670 | 0.000 |
| 12 | 266 | 0.669 | 0.669 | 0.000 |
| 12 | 308 | 0.669 | 0.669 | 0.000 |
| 15 | 848 | 0.671 | 0.671 | 0.000 |
| 15 | 878 | 0.668 | 0.668 | 0.000 |
| 15 | 880 | 0.671 | 0.671 | 0.000 |
| 15 | 942 | 0.669 | 0.669 | 0.000 |
| 15 | 947 | 0.668 | 0.668 | 0.000 |
| 15 | 962 | 0.672 | 0.672 | 0.000 |
| 30 | 1141 | 0.671 | 0.671 | 0.000 |
| 30 | 1242 | 0.671 | 0.670 | 0.000 |
| 30 | 1417 | 0.670 | 0.670 | 0.000 |
| 32 | 1126 | 0.670 | 0.669 | 0.000 |
| 32 | 1165 | 0.672 | 0.672 | 0.000 |
| 32 | 1300 | 0.672 | 0.672 | 0.000 |
| 35 | 376 | 0.671 | 0.670 | 0.000 |
| 35 | 405 | 0.669 | 0.669 | 0.000 |
| 35 | 425 | 0.670 | 0.670 | 0.000 |
| 35 | 492 | 0.669 | 0.669 | 0.000 |
| 35 | 501 | 0.670 | 0.671 | 0.000 |
| 35 | 521 | 0.668 | 0.668 | 0.000 |
| 50 | 300 | 0.668 | 0.668 | 0.000 |
| 50 | 756 | 0.670 | 0.670 | 0.000 |
| 50 | 1100 | 0.671 | 0.670 | 0.000 |
| 52 | 451 | 0.669 | 0.669 | 0.000 |
| 52 | 587 | 0.668 | 0.668 | 0.000 |
| 52 | 956 | 0.667 | 0.667 | 0.000 |
| 55 | 198 | 0.671 | 0.670 | 0.000 |
| 55 | 220 | 0.668 | 0.668 | 0.000 |
| 55 | 665 | 0.668 | 0.668 | 0.000 |
| 55 | 818 | 0.670 | 0.669 | 0.000 |
| 55 | 1057 | 0.672 | 0.672 | 0.000 |
| 55 | 1137 | 0.672 | 0.672 | 0.000 |
| 100 | 448 | 0.667 | 0.666 | 0.000 |
| 100 | 938 | 0.669 | 0.669 | 0.000 |
| 100 | 1051 | 0.669 | 0.669 | 0.000 |
| 102 | 921 | 0.670 | 0.670 | 0.000 |
| 102 | 1113 | 0.669 | 0.669 | 0.000 |
| 102 | 1234 | 0.668 | 0.668 | 0.000 |
| 105 | 194 | 0.668 | 0.667 | 0.000 |
| 105 | 367 | 0.668 | 0.667 | 0.000 |
| 105 | 440 | 0.668 | 0.668 | 0.000 |
| 105 | 477 | 0.671 | 0.670 | 0.000 |
| 105 | 556 | 0.669 | 0.668 | 0.000 |
| 105 | 1213 | 0.670 | 0.670 | 0.000 |
| Max | | 0.672 | 0.672 | 0.000 |
| Average | | 0.669 | 0.669 | 0.000 |
| Min | | 0.666 | 0.666 | 0.000 |
| Std Dev | | 0.002 | 0.002 | 0.000 |

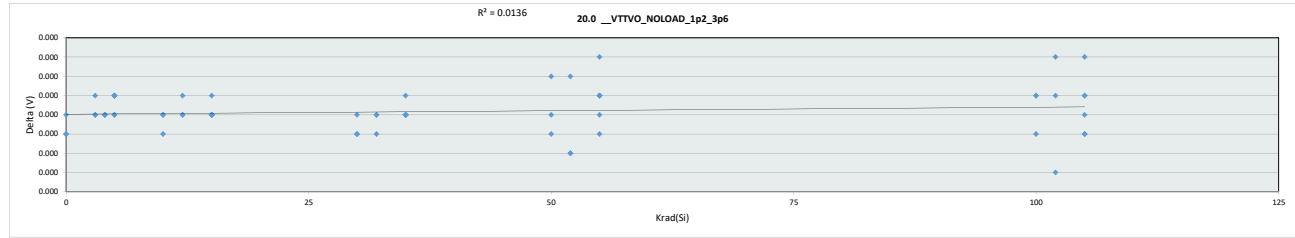


| 23.11_VTTVO_P1A_1p35_2p3 | | | | | | | | | | | | | | | | |
|--------------------------|--------|-------------|-------|-------|-------|-------|-------|-------|-------|-------|-------|-------|-------|-------|-------|-------|
| Test Site | Tester | Test Number | Unit | Delta | | | | | | | | | | | | |
| | | V | V | | | | | | | | | | | | | |
| Max Limit | 0.72 | 0.72 | | | | | | | | | | | | | | |
| Min Limit | 0.66 | 0.66 | | | | | | | | | | | | | | |
| Krad(Si) | 0 | 3 | 4 | 5 | 10 | 12 | 15 | 30 | 32 | 35 | 50 | 52 | 55 | 100 | 102 | 105 |
| LL | 0.660 | 0.660 | 0.660 | 0.660 | 0.660 | 0.660 | 0.660 | 0.660 | 0.660 | 0.660 | 0.660 | 0.660 | 0.660 | 0.660 | 0.660 | 0.660 |
| Min | 0.669 | 0.669 | 0.667 | 0.666 | 0.668 | 0.669 | 0.668 | 0.670 | 0.669 | 0.668 | 0.668 | 0.667 | 0.668 | 0.666 | 0.668 | 0.667 |
| Average | 0.670 | 0.669 | 0.669 | 0.668 | 0.668 | 0.670 | 0.670 | 0.671 | 0.671 | 0.670 | 0.669 | 0.668 | 0.670 | 0.668 | 0.669 | 0.668 |
| Max | 0.671 | 0.670 | 0.672 | 0.671 | 0.670 | 0.672 | 0.671 | 0.672 | 0.671 | 0.670 | 0.669 | 0.672 | 0.671 | 0.669 | 0.670 | 0.670 |
| UL | 0.720 | 0.720 | 0.720 | 0.720 | 0.720 | 0.720 | 0.720 | 0.720 | 0.720 | 0.720 | 0.720 | 0.720 | 0.720 | 0.720 | 0.720 | 0.720 |

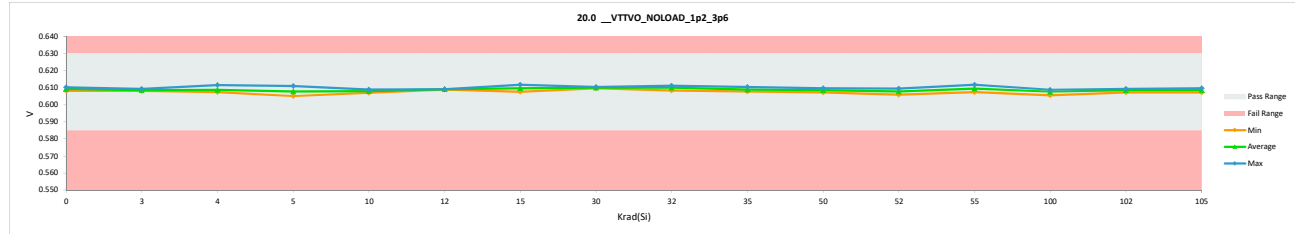


HDR TID Report
TPS7H3302-SP QML CALSS P

| 20.0 __VTTVO_NOLOAD_1p2_3p6 | | | | |
|-----------------------------|----------|-------------|-------|-------|
| Test Site | Tester | Test Number | Unit | |
| | | V | V | |
| Max Limit | 0.63 | 0.63 | | |
| Min Limit | 0.585 | 0.585 | | |
| Krad(Si) | Serial # | PRE | POST | Delta |
| 0 | 775 | 0.608 | 0.608 | 0.000 |
| 0 | 1088 | 0.609 | 0.609 | 0.000 |
| 0 | 1106 | 0.610 | 0.610 | 0.000 |
| 3 | 817 | 0.608 | 0.608 | 0.000 |
| 3 | 825 | 0.608 | 0.608 | 0.000 |
| 3 | 833 | 0.609 | 0.609 | 0.000 |
| 4 | 547 | 0.608 | 0.608 | 0.000 |
| 4 | 645 | 0.607 | 0.607 | 0.000 |
| 4 | 788 | 0.612 | 0.612 | 0.000 |
| 5 | 959 | 0.608 | 0.608 | 0.000 |
| 5 | 991 | 0.606 | 0.606 | 0.000 |
| 5 | 1000 | 0.605 | 0.605 | 0.000 |
| 5 | 1011 | 0.607 | 0.607 | 0.000 |
| 5 | 1087 | 0.611 | 0.611 | 0.000 |
| 5 | 1097 | 0.609 | 0.610 | 0.000 |
| 10 | 180 | 0.608 | 0.608 | 0.000 |
| 10 | 236 | 0.609 | 0.609 | 0.000 |
| 10 | 246 | 0.607 | 0.607 | 0.000 |
| 12 | 190 | 0.609 | 0.609 | 0.000 |
| 12 | 266 | 0.609 | 0.609 | 0.000 |
| 12 | 308 | 0.609 | 0.609 | 0.000 |
| 15 | 848 | 0.611 | 0.611 | 0.000 |
| 15 | 878 | 0.608 | 0.608 | 0.000 |
| 15 | 880 | 0.610 | 0.610 | 0.000 |
| 15 | 942 | 0.609 | 0.609 | 0.000 |
| 15 | 947 | 0.608 | 0.608 | 0.000 |
| 15 | 962 | 0.612 | 0.612 | 0.000 |
| 30 | 1141 | 0.610 | 0.610 | 0.000 |
| 30 | 1242 | 0.610 | 0.610 | 0.000 |
| 30 | 1417 | 0.610 | 0.610 | 0.000 |
| 32 | 1126 | 0.609 | 0.608 | 0.000 |
| 32 | 1165 | 0.611 | 0.611 | 0.000 |
| 32 | 1300 | 0.611 | 0.611 | 0.000 |
| 35 | 376 | 0.610 | 0.610 | 0.000 |
| 35 | 405 | 0.608 | 0.608 | 0.000 |
| 35 | 425 | 0.609 | 0.609 | 0.000 |
| 35 | 492 | 0.608 | 0.608 | 0.000 |
| 35 | 501 | 0.610 | 0.610 | 0.000 |
| 35 | 521 | 0.608 | 0.608 | 0.000 |
| 50 | 300 | 0.607 | 0.607 | 0.000 |
| 50 | 756 | 0.609 | 0.609 | 0.000 |
| 50 | 1100 | 0.610 | 0.610 | 0.000 |
| 52 | 451 | 0.610 | 0.609 | 0.000 |
| 52 | 587 | 0.608 | 0.608 | 0.000 |
| 52 | 956 | 0.606 | 0.606 | 0.000 |
| 55 | 198 | 0.609 | 0.609 | 0.000 |
| 55 | 220 | 0.607 | 0.608 | 0.000 |
| 55 | 665 | 0.608 | 0.608 | 0.000 |
| 55 | 818 | 0.609 | 0.609 | 0.000 |
| 55 | 1057 | 0.612 | 0.612 | 0.000 |
| 55 | 1137 | 0.611 | 0.611 | 0.000 |
| 100 | 448 | 0.605 | 0.605 | 0.000 |
| 100 | 938 | 0.609 | 0.609 | 0.000 |
| 100 | 1051 | 0.609 | 0.609 | 0.000 |
| 102 | 921 | 0.609 | 0.609 | 0.000 |
| 102 | 1113 | 0.609 | 0.609 | 0.000 |
| 102 | 1234 | 0.607 | 0.607 | 0.000 |
| 105 | 194 | 0.609 | 0.609 | 0.000 |
| 105 | 367 | 0.607 | 0.607 | 0.000 |
| 105 | 440 | 0.608 | 0.608 | 0.000 |
| 105 | 477 | 0.610 | 0.610 | 0.000 |
| 105 | 556 | 0.609 | 0.609 | 0.000 |
| 105 | 1213 | 0.609 | 0.609 | 0.000 |
| Max | | 0.612 | 0.612 | 0.000 |
| Average | | 0.609 | 0.609 | 0.000 |
| Min | | 0.605 | 0.605 | 0.000 |
| Std Dev | | 0.001 | 0.001 | 0.000 |

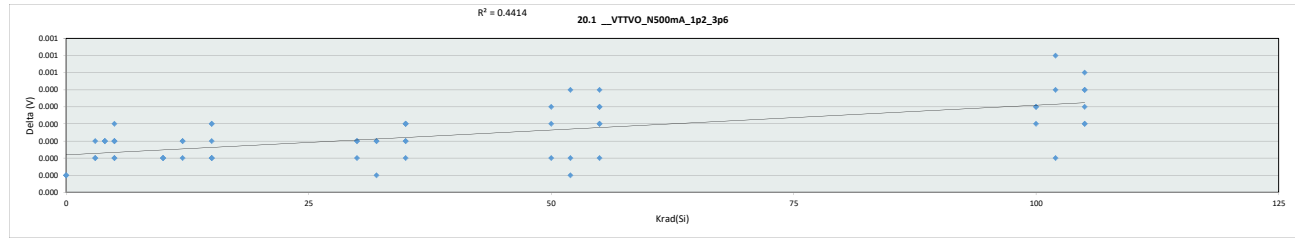


| 20.0 __VTTVO_NOLOAD_1p2_3p6 | | | | | | | | | | | | | | | | |
|-----------------------------|--------|-------------|-----------|-----------|-------|-------|-------|-------|-------|-------|-------|-------|-------|-------|-------|-------|
| Test Site | Tester | Test Number | Max Limit | Min Limit | | | | | | | | | | | | |
| | | V | V | | | | | | | | | | | | | |
| Max Limit | 0.63 | 0.63 | | | | | | | | | | | | | | |
| Min Limit | 0.585 | 0.585 | | | | | | | | | | | | | | |
| Krad(Si) | 0 | 3 | 4 | 5 | 10 | 12 | 15 | 30 | 32 | 35 | 50 | 52 | 55 | 100 | 102 | 105 |
| LL | 0.585 | 0.585 | 0.585 | 0.585 | 0.585 | 0.585 | 0.585 | 0.585 | 0.585 | 0.585 | 0.585 | 0.585 | 0.585 | 0.585 | 0.585 | 0.585 |
| Min | 0.608 | 0.608 | 0.607 | 0.605 | 0.607 | 0.609 | 0.608 | 0.610 | 0.608 | 0.608 | 0.607 | 0.606 | 0.608 | 0.606 | 0.607 | 0.607 |
| Average | 0.609 | 0.609 | 0.609 | 0.608 | 0.608 | 0.609 | 0.610 | 0.610 | 0.610 | 0.609 | 0.609 | 0.608 | 0.609 | 0.608 | 0.609 | 0.610 |
| Max | 0.610 | 0.609 | 0.612 | 0.611 | 0.609 | 0.609 | 0.612 | 0.611 | 0.610 | 0.610 | 0.610 | 0.610 | 0.612 | 0.609 | 0.609 | 0.610 |
| UL | 0.630 | 0.630 | 0.630 | 0.630 | 0.630 | 0.630 | 0.630 | 0.630 | 0.630 | 0.630 | 0.630 | 0.630 | 0.630 | 0.630 | 0.630 | 0.630 |

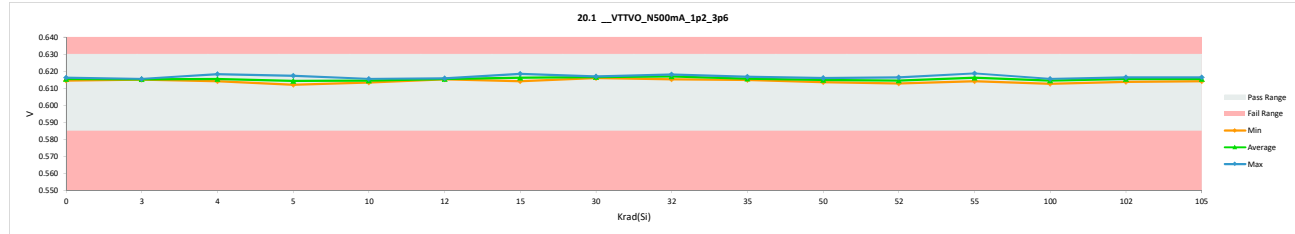


HDR TID Report
TPS7H3302-SP QML CALSS P

| 20.1_VTTVO_N500mA_1p2_3p6 | | | | |
|---------------------------|----------|-------------|-------|-------|
| Test Site | Tester | Test Number | Unit | Delta |
| | | | V | V |
| | | | 0.63 | 0.63 |
| | | | 0.585 | 0.585 |
| Krad(Si) | Serial # | PRE | POST | Delta |
| 0 | 775 | 0.615 | 0.614 | 0.000 |
| 0 | 1088 | 0.616 | 0.616 | 0.000 |
| 0 | 1106 | 0.616 | 0.616 | 0.000 |
| 3 | 817 | 0.615 | 0.615 | 0.000 |
| 3 | 825 | 0.615 | 0.615 | 0.000 |
| 3 | 833 | 0.615 | 0.615 | 0.000 |
| 4 | 847 | 0.614 | 0.614 | 0.000 |
| 4 | 645 | 0.614 | 0.614 | 0.000 |
| 4 | 788 | 0.618 | 0.618 | 0.000 |
| 5 | 959 | 0.615 | 0.615 | 0.000 |
| 5 | 991 | 0.612 | 0.612 | 0.000 |
| 5 | 1000 | 0.612 | 0.612 | 0.000 |
| 5 | 1011 | 0.613 | 0.613 | 0.000 |
| 5 | 1087 | 0.617 | 0.617 | 0.000 |
| 5 | 1097 | 0.616 | 0.616 | 0.000 |
| 10 | 180 | 0.615 | 0.615 | 0.000 |
| 10 | 236 | 0.615 | 0.615 | 0.000 |
| 10 | 246 | 0.613 | 0.613 | 0.000 |
| 12 | 190 | 0.616 | 0.616 | 0.000 |
| 12 | 266 | 0.615 | 0.615 | 0.000 |
| 12 | 308 | 0.615 | 0.615 | 0.000 |
| 15 | 848 | 0.617 | 0.617 | 0.000 |
| 15 | 878 | 0.614 | 0.614 | 0.000 |
| 15 | 880 | 0.617 | 0.617 | 0.000 |
| 15 | 942 | 0.616 | 0.616 | 0.000 |
| 15 | 947 | 0.615 | 0.615 | 0.000 |
| 15 | 962 | 0.618 | 0.618 | 0.000 |
| 30 | 1141 | 0.617 | 0.617 | 0.000 |
| 30 | 1242 | 0.616 | 0.616 | 0.000 |
| 30 | 1417 | 0.617 | 0.617 | 0.000 |
| 32 | 1126 | 0.615 | 0.615 | 0.000 |
| 32 | 1165 | 0.618 | 0.618 | 0.000 |
| 32 | 1300 | 0.618 | 0.618 | 0.000 |
| 35 | 376 | 0.616 | 0.616 | 0.000 |
| 35 | 405 | 0.615 | 0.615 | 0.000 |
| 35 | 425 | 0.615 | 0.615 | 0.000 |
| 35 | 492 | 0.615 | 0.615 | 0.000 |
| 35 | 501 | 0.617 | 0.617 | 0.000 |
| 35 | 521 | 0.615 | 0.615 | 0.000 |
| 50 | 300 | 0.613 | 0.613 | 0.000 |
| 50 | 756 | 0.615 | 0.615 | 0.000 |
| 50 | 1100 | 0.616 | 0.616 | 0.000 |
| 52 | 451 | 0.616 | 0.616 | 0.000 |
| 52 | 587 | 0.614 | 0.614 | 0.000 |
| 52 | 956 | 0.613 | 0.613 | 0.000 |
| 55 | 198 | 0.616 | 0.616 | 0.000 |
| 55 | 220 | 0.614 | 0.614 | 0.000 |
| 55 | 665 | 0.614 | 0.615 | 0.000 |
| 55 | 818 | 0.616 | 0.616 | 0.000 |
| 55 | 1057 | 0.619 | 0.619 | 0.000 |
| 55 | 1137 | 0.618 | 0.618 | 0.000 |
| 100 | 448 | 0.612 | 0.613 | 0.000 |
| 100 | 938 | 0.615 | 0.615 | 0.000 |
| 100 | 1051 | 0.615 | 0.615 | 0.000 |
| 102 | 921 | 0.616 | 0.616 | 0.000 |
| 102 | 1113 | 0.616 | 0.616 | 0.001 |
| 102 | 1234 | 0.614 | 0.614 | 0.000 |
| 105 | 194 | 0.616 | 0.616 | 0.000 |
| 105 | 367 | 0.614 | 0.614 | 0.000 |
| 105 | 440 | 0.614 | 0.615 | 0.001 |
| 105 | 477 | 0.616 | 0.616 | 0.000 |
| 105 | 556 | 0.616 | 0.616 | 0.000 |
| 105 | 1213 | 0.615 | 0.616 | 0.000 |
| | Max | 0.619 | 0.619 | 0.001 |
| | Average | 0.615 | 0.615 | 0.000 |
| | Min | 0.612 | 0.612 | 0.000 |
| | Std Dev | 0.001 | 0.001 | 0.000 |

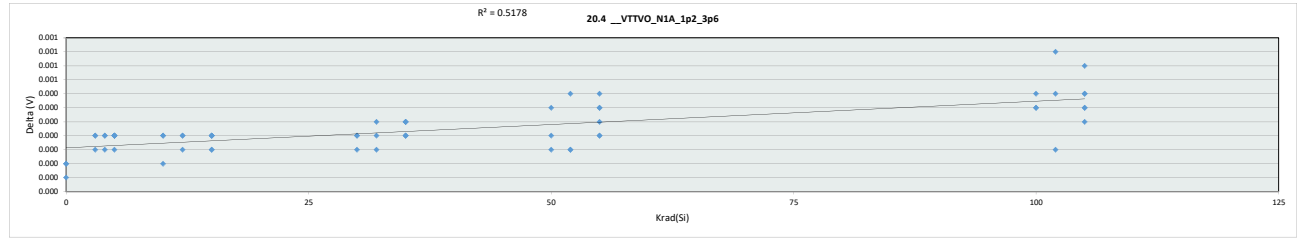


| 20.1_VTTVO_N500mA_1p2_3p6 | | | | | | | | | | | | | | | | |
|---------------------------|--------|-------------|-------|-----------|-----------|-------|-------|-------|-------|-------|-------|-------|-------|-------|-------|-------|
| Test Site | Tester | Test Number | Unit | Max Limit | Min Limit | | | | | | | | | | | |
| | | | V | 0.63 | 0.585 | | | | | | | | | | | |
| | | | V | 0.63 | 0.585 | | | | | | | | | | | |
| Krad(Si) | 0 | 3 | 4 | 5 | 10 | 12 | 15 | 30 | 32 | 35 | 50 | 52 | 55 | 100 | 102 | 105 |
| LL | 0.585 | 0.585 | 0.585 | 0.585 | 0.585 | 0.585 | 0.585 | 0.585 | 0.585 | 0.585 | 0.585 | 0.585 | 0.585 | 0.585 | 0.585 | 0.585 |
| Min | 0.615 | 0.615 | 0.614 | 0.612 | 0.613 | 0.615 | 0.614 | 0.616 | 0.615 | 0.615 | 0.614 | 0.613 | 0.614 | 0.613 | 0.614 | 0.614 |
| Average | 0.616 | 0.615 | 0.616 | 0.614 | 0.615 | 0.615 | 0.616 | 0.617 | 0.617 | 0.616 | 0.615 | 0.615 | 0.616 | 0.615 | 0.616 | 0.615 |
| Max | 0.616 | 0.616 | 0.618 | 0.617 | 0.616 | 0.616 | 0.619 | 0.618 | 0.617 | 0.617 | 0.616 | 0.616 | 0.619 | 0.616 | 0.616 | 0.616 |
| UL | 0.630 | 0.630 | 0.630 | 0.630 | 0.630 | 0.630 | 0.630 | 0.630 | 0.630 | 0.630 | 0.630 | 0.630 | 0.630 | 0.630 | 0.630 | 0.630 |

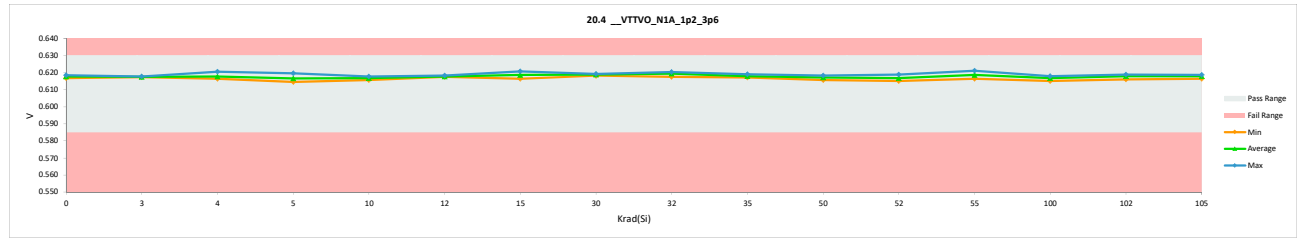


HDR TID Report
TPS7H3302-SP QML CALSS P

| 20.4 __VTTVO_N1A_1p2_3p6 | | | | |
|--------------------------|--------|-------------|-------|-------|
| Test Site | Tester | Test Number | Unit | Delta |
| 0 | 775 | 0.617 | 0.617 | 0.000 |
| 0 | 1088 | 0.618 | 0.618 | 0.000 |
| 0 | 1106 | 0.619 | 0.618 | 0.000 |
| 3 | 817 | 0.617 | 0.617 | 0.000 |
| 3 | 825 | 0.618 | 0.618 | 0.000 |
| 3 | 833 | 0.618 | 0.618 | 0.000 |
| 4 | 547 | 0.616 | 0.617 | 0.000 |
| 4 | 645 | 0.616 | 0.616 | 0.000 |
| 4 | 788 | 0.621 | 0.621 | 0.000 |
| 5 | 959 | 0.617 | 0.617 | 0.000 |
| 5 | 991 | 0.614 | 0.614 | 0.000 |
| 5 | 1000 | 0.614 | 0.614 | 0.000 |
| 5 | 1011 | 0.616 | 0.616 | 0.000 |
| 5 | 1087 | 0.620 | 0.620 | 0.000 |
| 5 | 1097 | 0.618 | 0.618 | 0.000 |
| 10 | 180 | 0.617 | 0.617 | 0.000 |
| 10 | 236 | 0.618 | 0.618 | 0.000 |
| 10 | 246 | 0.616 | 0.616 | 0.000 |
| 12 | 190 | 0.618 | 0.618 | 0.000 |
| 12 | 266 | 0.618 | 0.618 | 0.000 |
| 12 | 308 | 0.618 | 0.618 | 0.000 |
| 15 | 848 | 0.620 | 0.620 | 0.000 |
| 15 | 878 | 0.619 | 0.616 | 0.000 |
| 15 | 880 | 0.619 | 0.619 | 0.000 |
| 15 | 942 | 0.618 | 0.618 | 0.000 |
| 15 | 947 | 0.617 | 0.617 | 0.000 |
| 15 | 962 | 0.621 | 0.621 | 0.000 |
| 30 | 1141 | 0.619 | 0.619 | 0.000 |
| 30 | 1242 | 0.618 | 0.618 | 0.000 |
| 30 | 1417 | 0.619 | 0.619 | 0.000 |
| 32 | 1126 | 0.618 | 0.618 | 0.000 |
| 32 | 1165 | 0.620 | 0.620 | 0.000 |
| 32 | 1300 | 0.620 | 0.620 | 0.000 |
| 35 | 376 | 0.619 | 0.619 | 0.000 |
| 35 | 405 | 0.617 | 0.618 | 0.000 |
| 35 | 425 | 0.618 | 0.618 | 0.000 |
| 35 | 492 | 0.617 | 0.617 | 0.000 |
| 35 | 501 | 0.619 | 0.619 | 0.000 |
| 35 | 521 | 0.617 | 0.617 | 0.000 |
| 50 | 300 | 0.616 | 0.616 | 0.000 |
| 50 | 756 | 0.617 | 0.618 | 0.000 |
| 50 | 1100 | 0.618 | 0.618 | 0.000 |
| 52 | 451 | 0.619 | 0.619 | 0.000 |
| 52 | 587 | 0.616 | 0.617 | 0.000 |
| 52 | 956 | 0.615 | 0.615 | 0.000 |
| 55 | 198 | 0.618 | 0.618 | 0.000 |
| 55 | 220 | 0.616 | 0.616 | 0.000 |
| 55 | 665 | 0.617 | 0.617 | 0.000 |
| 55 | 818 | 0.618 | 0.618 | 0.000 |
| 55 | 1057 | 0.621 | 0.621 | 0.000 |
| 55 | 1137 | 0.620 | 0.620 | 0.000 |
| 100 | 448 | 0.615 | 0.615 | 0.000 |
| 100 | 938 | 0.618 | 0.618 | 0.000 |
| 100 | 1051 | 0.617 | 0.618 | 0.000 |
| 102 | 921 | 0.618 | 0.619 | 0.000 |
| 102 | 1113 | 0.618 | 0.619 | 0.001 |
| 102 | 1234 | 0.616 | 0.616 | 0.000 |
| 105 | 194 | 0.618 | 0.618 | 0.000 |
| 105 | 367 | 0.616 | 0.616 | 0.000 |
| 105 | 440 | 0.617 | 0.617 | 0.001 |
| 105 | 477 | 0.618 | 0.619 | 0.000 |
| 105 | 556 | 0.618 | 0.618 | 0.000 |
| 105 | 1213 | 0.618 | 0.618 | 0.000 |
| Max | | 0.621 | 0.621 | 0.001 |
| Average | | 0.618 | 0.618 | 0.000 |
| Min | | 0.614 | 0.614 | 0.000 |
| Std Dev | | 0.001 | 0.001 | 0.000 |

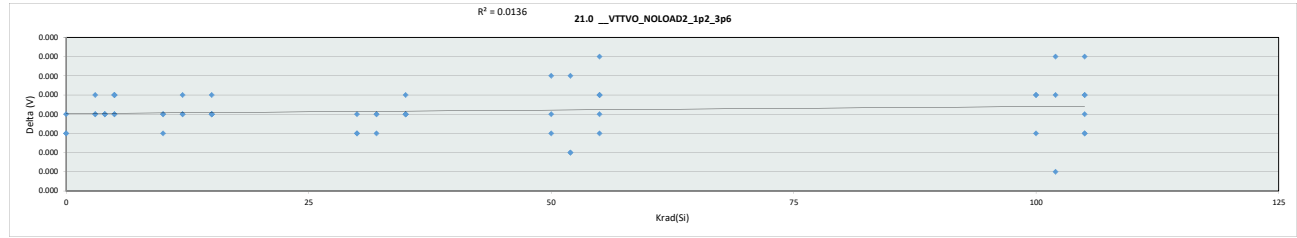


| 20.4 __VTTVO_N1A_1p2_3p6 | | | | | | | | | | | | | | | | | | | | | |
|--------------------------|--------|-------------|-----------|-----------|-------|-------|-------|-------|-------|-------|-------|-------|-------|-------|-------|-------|-------|-------|-------|-------|-------|
| Test Site | Tester | Test Number | Max Limit | Min Limit | 0 | 3 | 4 | 5 | 10 | 12 | 15 | 30 | 32 | 35 | 50 | 52 | 55 | 100 | 102 | 105 | |
| LL | | | 0.585 | 0.585 | 0.585 | 0.585 | 0.585 | 0.585 | 0.585 | 0.585 | 0.585 | 0.585 | 0.585 | 0.585 | 0.585 | 0.585 | 0.585 | 0.585 | 0.585 | 0.585 | 0.585 |
| Min | | | 0.617 | 0.617 | 0.616 | 0.615 | 0.616 | 0.615 | 0.616 | 0.618 | 0.616 | 0.618 | 0.618 | 0.617 | 0.616 | 0.615 | 0.616 | 0.615 | 0.616 | 0.616 | 0.616 |
| Average | | | 0.618 | 0.618 | 0.618 | 0.617 | 0.617 | 0.617 | 0.618 | 0.619 | 0.619 | 0.619 | 0.619 | 0.618 | 0.617 | 0.617 | 0.619 | 0.617 | 0.618 | 0.618 | 0.618 |
| Max | | | 0.619 | 0.618 | 0.621 | 0.620 | 0.618 | 0.618 | 0.621 | 0.619 | 0.620 | 0.619 | 0.620 | 0.619 | 0.618 | 0.619 | 0.621 | 0.618 | 0.618 | 0.619 | 0.619 |
| UL | | | 0.630 | 0.630 | 0.630 | 0.630 | 0.630 | 0.630 | 0.630 | 0.630 | 0.630 | 0.630 | 0.630 | 0.630 | 0.630 | 0.630 | 0.630 | 0.630 | 0.630 | 0.630 | 0.630 |

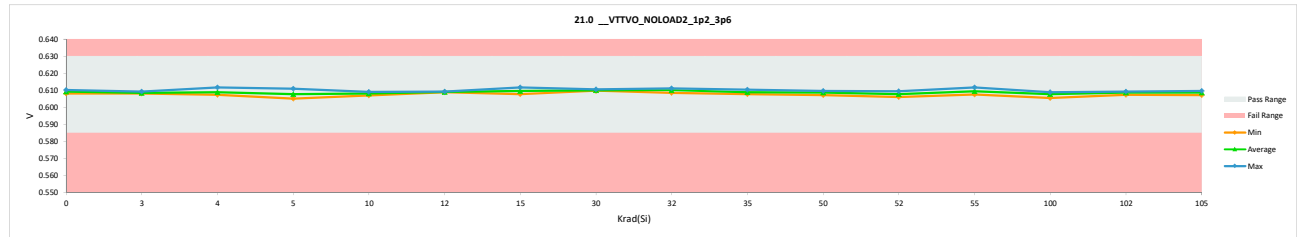


HDR TID Report
TPS7H3302-SP QML CALSS P

| 21.0 __VTTVO_NOLOAD2_1p2_3p6 | | | | |
|------------------------------|----------|-------------|-------|-------|
| Test Site | Tester | Test Number | Unit | Delta |
| | | | V | V |
| | | | 0.63 | 0.63 |
| | | | 0.585 | 0.585 |
| Krad(Si) | Serial # | PRE | POST | Delta |
| 0 | 775 | 0.608 | 0.608 | 0.000 |
| 0 | 1088 | 0.609 | 0.609 | 0.000 |
| 0 | 1106 | 0.610 | 0.610 | 0.000 |
| 3 | 817 | 0.608 | 0.608 | 0.000 |
| 3 | 825 | 0.608 | 0.608 | 0.000 |
| 3 | 833 | 0.609 | 0.609 | 0.000 |
| 4 | 547 | 0.608 | 0.608 | 0.000 |
| 4 | 645 | 0.607 | 0.607 | 0.000 |
| 4 | 788 | 0.612 | 0.612 | 0.000 |
| 5 | 959 | 0.608 | 0.608 | 0.000 |
| 5 | 991 | 0.606 | 0.606 | 0.000 |
| 5 | 1000 | 0.605 | 0.605 | 0.000 |
| 5 | 1011 | 0.607 | 0.607 | 0.000 |
| 5 | 1087 | 0.611 | 0.611 | 0.000 |
| 5 | 1097 | 0.609 | 0.610 | 0.000 |
| 10 | 180 | 0.608 | 0.608 | 0.000 |
| 10 | 236 | 0.609 | 0.609 | 0.000 |
| 10 | 246 | 0.607 | 0.607 | 0.000 |
| 12 | 190 | 0.609 | 0.609 | 0.000 |
| 12 | 266 | 0.609 | 0.609 | 0.000 |
| 12 | 308 | 0.609 | 0.609 | 0.000 |
| 15 | 848 | 0.611 | 0.611 | 0.000 |
| 15 | 878 | 0.608 | 0.608 | 0.000 |
| 15 | 880 | 0.610 | 0.610 | 0.000 |
| 15 | 942 | 0.609 | 0.609 | 0.000 |
| 15 | 947 | 0.608 | 0.608 | 0.000 |
| 15 | 962 | 0.612 | 0.612 | 0.000 |
| 30 | 1141 | 0.610 | 0.610 | 0.000 |
| 30 | 1242 | 0.610 | 0.610 | 0.000 |
| 30 | 1417 | 0.610 | 0.610 | 0.000 |
| 32 | 1126 | 0.609 | 0.608 | 0.000 |
| 32 | 1165 | 0.611 | 0.611 | 0.000 |
| 32 | 1300 | 0.611 | 0.611 | 0.000 |
| 35 | 376 | 0.610 | 0.610 | 0.000 |
| 35 | 405 | 0.608 | 0.608 | 0.000 |
| 35 | 425 | 0.609 | 0.609 | 0.000 |
| 35 | 492 | 0.608 | 0.608 | 0.000 |
| 35 | 501 | 0.610 | 0.610 | 0.000 |
| 35 | 521 | 0.608 | 0.608 | 0.000 |
| 50 | 300 | 0.607 | 0.607 | 0.000 |
| 50 | 756 | 0.609 | 0.609 | 0.000 |
| 50 | 1100 | 0.610 | 0.610 | 0.000 |
| 52 | 451 | 0.610 | 0.609 | 0.000 |
| 52 | 587 | 0.608 | 0.608 | 0.000 |
| 52 | 956 | 0.606 | 0.606 | 0.000 |
| 55 | 198 | 0.609 | 0.609 | 0.000 |
| 55 | 220 | 0.607 | 0.608 | 0.000 |
| 55 | 665 | 0.608 | 0.608 | 0.000 |
| 55 | 818 | 0.609 | 0.609 | 0.000 |
| 55 | 1057 | 0.612 | 0.612 | 0.000 |
| 55 | 1137 | 0.611 | 0.611 | 0.000 |
| 100 | 448 | 0.605 | 0.605 | 0.000 |
| 100 | 938 | 0.609 | 0.609 | 0.000 |
| 100 | 1051 | 0.609 | 0.609 | 0.000 |
| 102 | 921 | 0.609 | 0.609 | 0.000 |
| 102 | 1113 | 0.609 | 0.609 | 0.000 |
| 102 | 1234 | 0.607 | 0.607 | 0.000 |
| 105 | 194 | 0.609 | 0.609 | 0.000 |
| 105 | 367 | 0.607 | 0.607 | 0.000 |
| 105 | 440 | 0.608 | 0.608 | 0.000 |
| 105 | 477 | 0.610 | 0.610 | 0.000 |
| 105 | 556 | 0.609 | 0.609 | 0.000 |
| 105 | 1213 | 0.609 | 0.609 | 0.000 |
| | Max | 0.612 | 0.612 | 0.000 |
| | Average | 0.609 | 0.609 | 0.000 |
| | Min | 0.605 | 0.605 | 0.000 |
| | Std Dev | 0.001 | 0.001 | 0.000 |

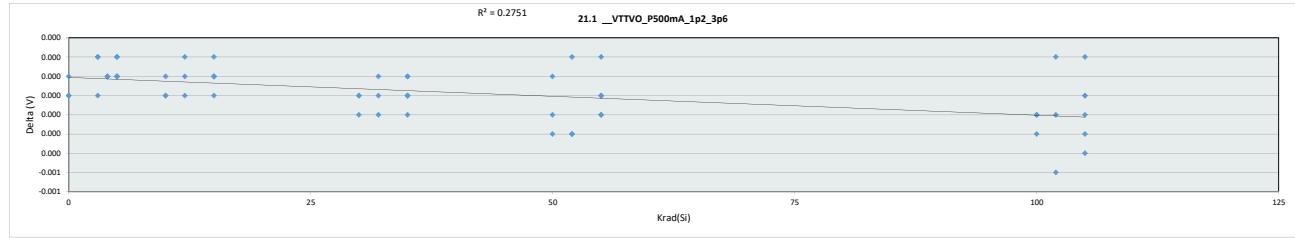


| 21.0 __VTTVO_NOLOAD2_1p2 | | | | | | | | | | | | | | | | |
|--------------------------|--------|-------------|-----------|-----------|-------|-------|-------|-------|-------|-------|-------|-------|-------|-------|-------|-------|
| Test Site | Tester | Test Number | Max Limit | Min Limit | | | | | | | | | | | | |
| | | | 0.63 | V | | | | | | | | | | | | |
| | | | 0.585 | V | | | | | | | | | | | | |
| Krad(Si) | 0 | 3 | 4 | 5 | 10 | 12 | 15 | 30 | 32 | 35 | 50 | 52 | 55 | 100 | 102 | 105 |
| LL | 0.585 | 0.585 | 0.585 | 0.585 | 0.585 | 0.585 | 0.585 | 0.585 | 0.585 | 0.585 | 0.585 | 0.585 | 0.585 | 0.585 | 0.585 | 0.585 |
| Min | 0.608 | 0.608 | 0.607 | 0.605 | 0.607 | 0.609 | 0.608 | 0.610 | 0.608 | 0.608 | 0.607 | 0.606 | 0.608 | 0.606 | 0.607 | 0.607 |
| Average | 0.609 | 0.609 | 0.609 | 0.608 | 0.608 | 0.609 | 0.610 | 0.610 | 0.610 | 0.609 | 0.609 | 0.608 | 0.609 | 0.608 | 0.609 | 0.609 |
| Max | 0.610 | 0.609 | 0.612 | 0.611 | 0.609 | 0.609 | 0.612 | 0.611 | 0.611 | 0.610 | 0.610 | 0.610 | 0.612 | 0.609 | 0.609 | 0.610 |
| UL | 0.630 | 0.630 | 0.630 | 0.630 | 0.630 | 0.630 | 0.630 | 0.630 | 0.630 | 0.630 | 0.630 | 0.630 | 0.630 | 0.630 | 0.630 | 0.630 |

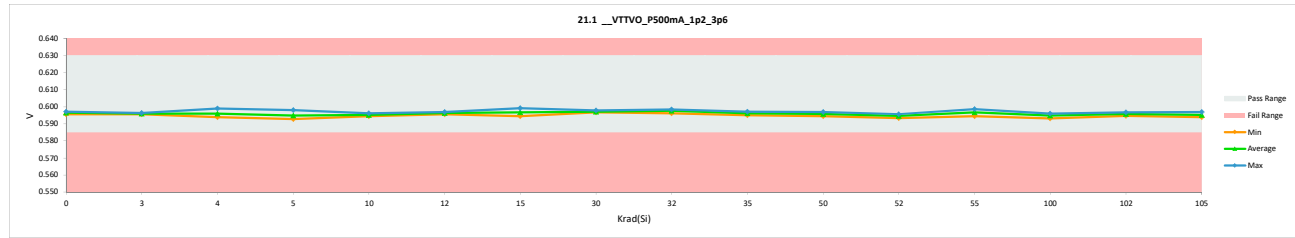


HDR TID Report
TPS7H3302-SP QML CALSS P

| 21.1 __VTTVO_P500mA_1p2_3p6 | | | | |
|-----------------------------|----------|-------------|-------|-----------|
| Test Site | Tester | Test Number | Unit | Max Limit |
| | | | V | 0.63 |
| | | | V | 0.585 |
| Krad(Si) | Serial # | PRE | POST | Delta |
| 0 | 775 | 0.596 | 0.596 | 0.000 |
| 0 | 1088 | 0.597 | 0.597 | 0.000 |
| 0 | 1106 | 0.597 | 0.597 | 0.000 |
| 3 | 817 | 0.595 | 0.596 | 0.000 |
| 3 | 825 | 0.596 | 0.596 | 0.000 |
| 3 | 833 | 0.596 | 0.596 | 0.000 |
| 4 | 547 | 0.595 | 0.595 | 0.000 |
| 4 | 645 | 0.594 | 0.594 | 0.000 |
| 4 | 788 | 0.599 | 0.599 | 0.000 |
| 5 | 959 | 0.595 | 0.595 | 0.000 |
| 5 | 991 | 0.593 | 0.593 | 0.000 |
| 5 | 1000 | 0.593 | 0.593 | 0.000 |
| 5 | 1011 | 0.594 | 0.594 | 0.000 |
| 5 | 1087 | 0.598 | 0.598 | 0.000 |
| 5 | 1097 | 0.596 | 0.596 | 0.000 |
| 10 | 180 | 0.596 | 0.596 | 0.000 |
| 10 | 236 | 0.595 | 0.595 | 0.000 |
| 10 | 246 | 0.594 | 0.594 | 0.000 |
| 12 | 190 | 0.597 | 0.597 | 0.000 |
| 12 | 266 | 0.596 | 0.596 | 0.000 |
| 12 | 308 | 0.596 | 0.596 | 0.000 |
| 15 | 848 | 0.598 | 0.598 | 0.000 |
| 15 | 878 | 0.595 | 0.595 | 0.000 |
| 15 | 880 | 0.598 | 0.598 | 0.000 |
| 15 | 942 | 0.596 | 0.596 | 0.000 |
| 15 | 947 | 0.595 | 0.595 | 0.000 |
| 15 | 962 | 0.599 | 0.599 | 0.000 |
| 30 | 1141 | 0.598 | 0.598 | 0.000 |
| 30 | 1242 | 0.597 | 0.597 | 0.000 |
| 30 | 1417 | 0.597 | 0.597 | 0.000 |
| 32 | 1126 | 0.596 | 0.596 | 0.000 |
| 32 | 1165 | 0.598 | 0.598 | 0.000 |
| 32 | 1300 | 0.598 | 0.598 | 0.000 |
| 35 | 376 | 0.597 | 0.597 | 0.000 |
| 35 | 405 | 0.596 | 0.596 | 0.000 |
| 35 | 425 | 0.596 | 0.596 | 0.000 |
| 35 | 492 | 0.596 | 0.596 | 0.000 |
| 35 | 501 | 0.597 | 0.597 | 0.000 |
| 35 | 521 | 0.595 | 0.595 | 0.000 |
| 50 | 300 | 0.595 | 0.594 | 0.000 |
| 50 | 756 | 0.596 | 0.596 | 0.000 |
| 50 | 1100 | 0.597 | 0.597 | 0.000 |
| 52 | 451 | 0.596 | 0.596 | 0.000 |
| 52 | 587 | 0.595 | 0.595 | 0.000 |
| 52 | 956 | 0.594 | 0.593 | 0.000 |
| 55 | 198 | 0.597 | 0.597 | 0.000 |
| 55 | 220 | 0.595 | 0.594 | 0.000 |
| 55 | 665 | 0.595 | 0.595 | 0.000 |
| 55 | 818 | 0.596 | 0.596 | 0.000 |
| 55 | 1057 | 0.599 | 0.599 | 0.000 |
| 55 | 1137 | 0.599 | 0.599 | 0.000 |
| 100 | 448 | 0.593 | 0.593 | 0.000 |
| 100 | 938 | 0.596 | 0.596 | 0.000 |
| 100 | 1051 | 0.596 | 0.596 | 0.000 |
| 102 | 921 | 0.597 | 0.597 | 0.000 |
| 102 | 1113 | 0.596 | 0.596 | 0.000 |
| 102 | 1234 | 0.595 | 0.595 | 0.000 |
| 105 | 194 | 0.594 | 0.594 | 0.000 |
| 105 | 367 | 0.594 | 0.594 | 0.000 |
| 105 | 440 | 0.594 | 0.595 | 0.000 |
| 105 | 477 | 0.597 | 0.597 | 0.000 |
| 105 | 556 | 0.595 | 0.595 | 0.000 |
| 105 | 1213 | 0.596 | 0.596 | 0.000 |
| | Max | 0.599 | 0.599 | 0.000 |
| | Average | 0.596 | 0.596 | 0.000 |
| | Min | 0.593 | 0.593 | 0.000 |
| | Std Dev | 0.001 | 0.002 | 0.000 |

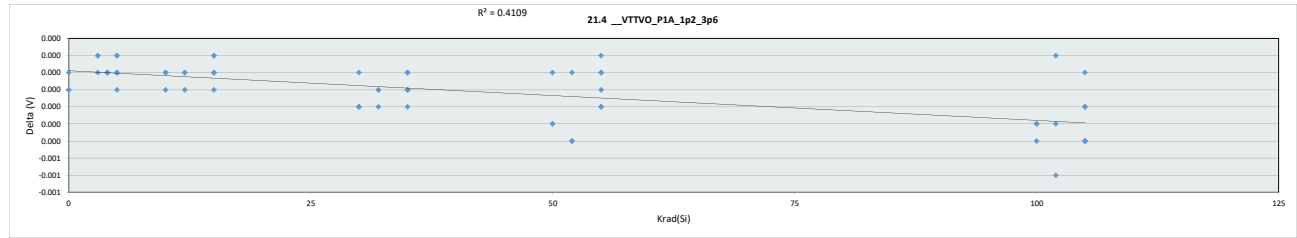


| 21.1 __VTTVO_P500mA_1p2_3 | | | | | | | | | | | | | | | | |
|---------------------------|--------|-------------|-----------|-----------|-------|-------|-------|-------|-------|-------|-------|-------|-------|-------|-------|-------|
| Test Site | Tester | Test Number | Max Limit | Min Limit | | | | | | | | | | | | |
| | | | 0.63 | V | | | | | | | | | | | | |
| | | | 0.585 | V | | | | | | | | | | | | |
| Krad(Si) | 0 | 3 | 4 | 5 | 10 | 12 | 15 | 30 | 32 | 35 | 50 | 52 | 55 | 100 | 102 | 105 |
| LL | 0.585 | 0.585 | 0.585 | 0.585 | 0.585 | 0.585 | 0.585 | 0.585 | 0.585 | 0.585 | 0.585 | 0.585 | 0.585 | 0.585 | 0.585 | 0.585 |
| Min | 0.596 | 0.596 | 0.594 | 0.593 | 0.594 | 0.596 | 0.595 | 0.597 | 0.596 | 0.596 | 0.594 | 0.593 | 0.594 | 0.593 | 0.595 | 0.594 |
| Average | 0.597 | 0.596 | 0.596 | 0.595 | 0.595 | 0.596 | 0.597 | 0.597 | 0.598 | 0.596 | 0.596 | 0.595 | 0.597 | 0.595 | 0.596 | 0.595 |
| Max | 0.597 | 0.596 | 0.599 | 0.598 | 0.596 | 0.597 | 0.599 | 0.598 | 0.598 | 0.597 | 0.597 | 0.596 | 0.599 | 0.596 | 0.597 | 0.597 |
| UL | 0.630 | 0.630 | 0.630 | 0.630 | 0.630 | 0.630 | 0.630 | 0.630 | 0.630 | 0.630 | 0.630 | 0.630 | 0.630 | 0.630 | 0.630 | 0.630 |

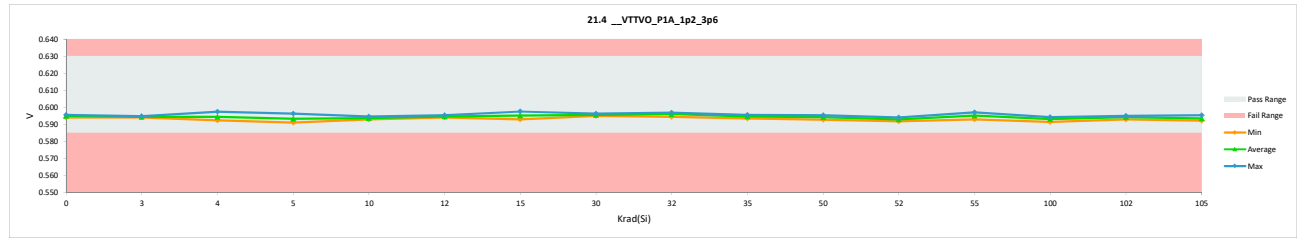


HDR TID Report
TPS7H3302-SP QML CALSS P

| 21.4 __VTTVO_P1A_1p2_3p6 | | | | |
|--------------------------|----------|-------------|-------|--------|
| Test Site | Tester | Test Number | Unit | |
| | | V | V | |
| Max Limit | | 0.63 | 0.63 | |
| Min Limit | | 0.585 | 0.585 | |
| Krad(Si) | Serial # | PRE | POST | Delta |
| 0 | 775 | 0.594 | 0.594 | 0.000 |
| 0 | 1088 | 0.595 | 0.595 | 0.000 |
| 0 | 1106 | 0.596 | 0.596 | 0.000 |
| 3 | 817 | 0.594 | 0.594 | 0.000 |
| 3 | 825 | 0.595 | 0.595 | 0.000 |
| 3 | 833 | 0.595 | 0.595 | 0.000 |
| 4 | 547 | 0.593 | 0.593 | 0.000 |
| 4 | 645 | 0.592 | 0.592 | 0.000 |
| 4 | 788 | 0.597 | 0.597 | 0.000 |
| 5 | 959 | 0.594 | 0.594 | 0.000 |
| 5 | 991 | 0.591 | 0.591 | 0.000 |
| 5 | 1000 | 0.591 | 0.591 | 0.000 |
| 5 | 1011 | 0.592 | 0.592 | 0.000 |
| 5 | 1087 | 0.596 | 0.596 | 0.000 |
| 5 | 1097 | 0.595 | 0.595 | 0.000 |
| 10 | 180 | 0.595 | 0.595 | 0.000 |
| 10 | 236 | 0.594 | 0.594 | 0.000 |
| 10 | 246 | 0.593 | 0.593 | 0.000 |
| 12 | 190 | 0.595 | 0.595 | 0.000 |
| 12 | 266 | 0.594 | 0.594 | 0.000 |
| 12 | 308 | 0.595 | 0.595 | 0.000 |
| 15 | 848 | 0.596 | 0.596 | 0.000 |
| 15 | 878 | 0.593 | 0.593 | 0.000 |
| 15 | 880 | 0.596 | 0.596 | 0.000 |
| 15 | 942 | 0.595 | 0.595 | 0.000 |
| 15 | 947 | 0.594 | 0.594 | 0.000 |
| 15 | 962 | 0.597 | 0.598 | 0.000 |
| 30 | 1141 | 0.596 | 0.596 | 0.000 |
| 30 | 1242 | 0.596 | 0.595 | 0.000 |
| 30 | 1417 | 0.595 | 0.595 | 0.000 |
| 32 | 1126 | 0.595 | 0.594 | 0.000 |
| 32 | 1165 | 0.597 | 0.597 | 0.000 |
| 32 | 1300 | 0.597 | 0.597 | 0.000 |
| 35 | 376 | 0.596 | 0.596 | 0.000 |
| 35 | 405 | 0.594 | 0.594 | 0.000 |
| 35 | 425 | 0.595 | 0.595 | 0.000 |
| 35 | 492 | 0.594 | 0.594 | 0.000 |
| 35 | 501 | 0.596 | 0.596 | 0.000 |
| 35 | 521 | 0.594 | 0.594 | 0.000 |
| 50 | 300 | 0.593 | 0.593 | 0.000 |
| 50 | 756 | 0.595 | 0.595 | 0.000 |
| 50 | 1100 | 0.596 | 0.595 | 0.000 |
| 52 | 451 | 0.594 | 0.594 | 0.000 |
| 52 | 587 | 0.593 | 0.593 | 0.000 |
| 52 | 956 | 0.592 | 0.592 | 0.000 |
| 55 | 198 | 0.595 | 0.595 | 0.000 |
| 55 | 220 | 0.593 | 0.593 | 0.000 |
| 55 | 665 | 0.593 | 0.594 | 0.000 |
| 55 | 818 | 0.595 | 0.595 | 0.000 |
| 55 | 1057 | 0.597 | 0.597 | 0.000 |
| 55 | 1137 | 0.597 | 0.597 | 0.000 |
| 100 | 448 | 0.592 | 0.591 | 0.000 |
| 100 | 938 | 0.594 | 0.594 | 0.000 |
| 100 | 1051 | 0.595 | 0.594 | 0.000 |
| 102 | 921 | 0.595 | 0.595 | 0.000 |
| 102 | 1113 | 0.594 | 0.595 | 0.000 |
| 102 | 1234 | 0.594 | 0.593 | -0.001 |
| 105 | 194 | 0.593 | 0.592 | 0.000 |
| 105 | 367 | 0.593 | 0.592 | 0.000 |
| 105 | 440 | 0.593 | 0.593 | 0.000 |
| 105 | 477 | 0.596 | 0.595 | 0.000 |
| 105 | 556 | 0.594 | 0.593 | 0.000 |
| 105 | 1213 | 0.595 | 0.595 | 0.000 |
| Max | | 0.597 | 0.598 | 0.000 |
| Average | | 0.594 | 0.594 | 0.000 |
| Min | | 0.591 | 0.591 | -0.001 |
| Std Dev | | 0.002 | 0.002 | 0.000 |

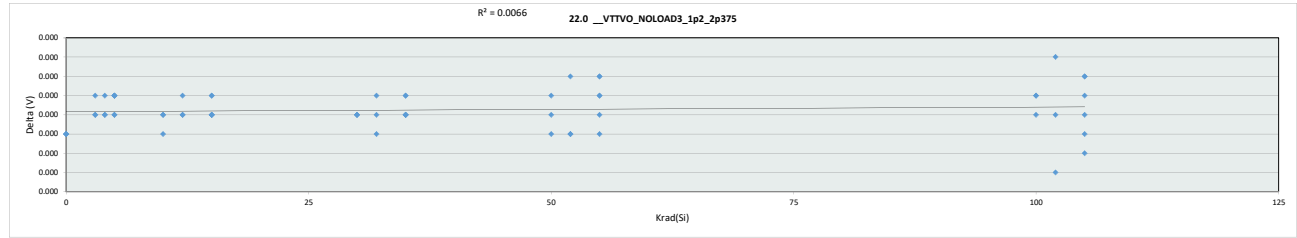


| 21.4 __VTTVO_P1A_1p2_3p6 | | | | | | | | | | | | | | | | |
|--------------------------|--------|-------------|-----------|-----------|-------|-------|-------|-------|-------|-------|-------|-------|-------|-------|-------|-------|
| Test Site | Tester | Test Number | Max Limit | Min Limit | | | | | | | | | | | | |
| | | V | 0.63 | 0.585 | | | | | | | | | | | | |
| | | V | | | | | | | | | | | | | | |
| Krad(Si) | 0 | 3 | 4 | 5 | 10 | 12 | 15 | 30 | 32 | 35 | 50 | 52 | 55 | 100 | 102 | 105 |
| LL | 0.585 | 0.585 | 0.585 | 0.585 | 0.585 | 0.585 | 0.585 | 0.585 | 0.585 | 0.585 | 0.585 | 0.585 | 0.585 | 0.585 | 0.585 | 0.585 |
| Min | 0.594 | 0.594 | 0.592 | 0.591 | 0.593 | 0.594 | 0.595 | 0.595 | 0.594 | 0.594 | 0.593 | 0.592 | 0.593 | 0.591 | 0.593 | 0.592 |
| Average | 0.595 | 0.594 | 0.594 | 0.593 | 0.594 | 0.595 | 0.595 | 0.596 | 0.596 | 0.595 | 0.594 | 0.593 | 0.595 | 0.593 | 0.594 | 0.593 |
| Max | 0.596 | 0.595 | 0.597 | 0.596 | 0.595 | 0.595 | 0.598 | 0.596 | 0.597 | 0.596 | 0.595 | 0.594 | 0.597 | 0.594 | 0.595 | 0.595 |
| UL | 0.630 | 0.630 | 0.630 | 0.630 | 0.630 | 0.630 | 0.630 | 0.630 | 0.630 | 0.630 | 0.630 | 0.630 | 0.630 | 0.630 | 0.630 | 0.630 |

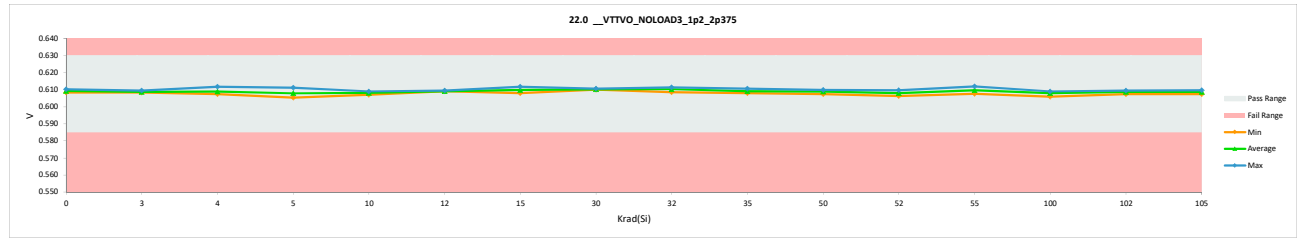


HDR TID Report
TPS7H3302-SP QML CALSS P

| 22.0 __VTTVO_NOLOAD3_1p2_2p375 | | | | |
|--------------------------------|----------|-------|-------|-------|
| Test Site | | | | |
| Tester | | | | |
| Test Number | | | | |
| Unit | V | V | | |
| Max Limit | 0.63 | 0.63 | | |
| Min Limit | 0.585 | 0.585 | | |
| Krad(Si) | Serial # | PRE | POST | Delta |
| 0 | 775 | 0.609 | 0.608 | 0.000 |
| 0 | 1088 | 0.609 | 0.609 | 0.000 |
| 0 | 1106 | 0.610 | 0.610 | 0.000 |
| 3 | 817 | 0.608 | 0.608 | 0.000 |
| 3 | 825 | 0.608 | 0.608 | 0.000 |
| 3 | 833 | 0.609 | 0.609 | 0.000 |
| 4 | 847 | 0.608 | 0.608 | 0.000 |
| 4 | 645 | 0.608 | 0.608 | 0.000 |
| 4 | 788 | 0.612 | 0.612 | 0.000 |
| 5 | 959 | 0.608 | 0.608 | 0.000 |
| 5 | 991 | 0.606 | 0.606 | 0.000 |
| 5 | 1000 | 0.605 | 0.605 | 0.000 |
| 5 | 1011 | 0.607 | 0.607 | 0.000 |
| 5 | 1087 | 0.611 | 0.611 | 0.000 |
| 5 | 1097 | 0.610 | 0.610 | 0.000 |
| 10 | 180 | 0.608 | 0.608 | 0.000 |
| 10 | 236 | 0.609 | 0.609 | 0.000 |
| 10 | 246 | 0.607 | 0.607 | 0.000 |
| 12 | 190 | 0.609 | 0.609 | 0.000 |
| 12 | 266 | 0.609 | 0.609 | 0.000 |
| 12 | 308 | 0.609 | 0.609 | 0.000 |
| 15 | 848 | 0.611 | 0.611 | 0.000 |
| 15 | 878 | 0.608 | 0.608 | 0.000 |
| 15 | 880 | 0.610 | 0.610 | 0.000 |
| 15 | 942 | 0.610 | 0.610 | 0.000 |
| 15 | 947 | 0.608 | 0.608 | 0.000 |
| 15 | 962 | 0.612 | 0.612 | 0.000 |
| 30 | 1141 | 0.611 | 0.611 | 0.000 |
| 30 | 1242 | 0.610 | 0.610 | 0.000 |
| 30 | 1417 | 0.610 | 0.610 | 0.000 |
| 32 | 1126 | 0.609 | 0.609 | 0.000 |
| 32 | 1165 | 0.611 | 0.611 | 0.000 |
| 32 | 1300 | 0.611 | 0.611 | 0.000 |
| 35 | 376 | 0.610 | 0.610 | 0.000 |
| 35 | 405 | 0.608 | 0.608 | 0.000 |
| 35 | 425 | 0.609 | 0.609 | 0.000 |
| 35 | 492 | 0.608 | 0.608 | 0.000 |
| 35 | 501 | 0.610 | 0.611 | 0.000 |
| 35 | 521 | 0.608 | 0.608 | 0.000 |
| 50 | 300 | 0.608 | 0.607 | 0.000 |
| 50 | 756 | 0.609 | 0.609 | 0.000 |
| 50 | 1100 | 0.610 | 0.610 | 0.000 |
| 52 | 451 | 0.610 | 0.610 | 0.000 |
| 52 | 587 | 0.608 | 0.608 | 0.000 |
| 52 | 956 | 0.606 | 0.606 | 0.000 |
| 55 | 198 | 0.609 | 0.609 | 0.000 |
| 55 | 220 | 0.608 | 0.608 | 0.000 |
| 55 | 665 | 0.608 | 0.608 | 0.000 |
| 55 | 818 | 0.609 | 0.610 | 0.000 |
| 55 | 1057 | 0.612 | 0.612 | 0.000 |
| 55 | 1137 | 0.611 | 0.611 | 0.000 |
| 100 | 448 | 0.606 | 0.606 | 0.000 |
| 100 | 938 | 0.609 | 0.609 | 0.000 |
| 100 | 1051 | 0.609 | 0.609 | 0.000 |
| 102 | 921 | 0.609 | 0.609 | 0.000 |
| 102 | 1113 | 0.609 | 0.609 | 0.000 |
| 102 | 1234 | 0.608 | 0.608 | 0.000 |
| 105 | 194 | 0.609 | 0.609 | 0.000 |
| 105 | 367 | 0.608 | 0.607 | 0.000 |
| 105 | 440 | 0.608 | 0.608 | 0.000 |
| 105 | 477 | 0.610 | 0.610 | 0.000 |
| 105 | 556 | 0.609 | 0.609 | 0.000 |
| 105 | 1213 | 0.609 | 0.609 | 0.000 |
| | Max | 0.612 | 0.612 | 0.000 |
| | Average | 0.609 | 0.609 | 0.000 |
| | Min | 0.605 | 0.605 | 0.000 |
| | Std Dev | 0.001 | 0.001 | 0.000 |

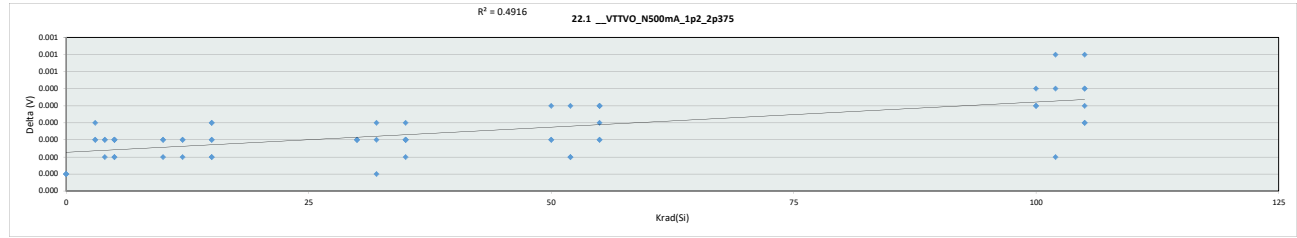


| 22.0 __VTTVO_NOLOAD3_1p2 | | | | | | | | | | | | | | | | |
|--------------------------|-------|-------|-------|-------|-------|-------|-------|-------|-------|-------|-------|-------|-------|-------|-------|-------|
| Test Site | | | | | | | | | | | | | | | | |
| Tester | | | | | | | | | | | | | | | | |
| Test Number | | | | | | | | | | | | | | | | |
| Max Limit | 0.63 | V | | | | | | | | | | | | | | |
| Min Limit | 0.585 | V | | | | | | | | | | | | | | |
| Krad(Si) | 0 | 3 | 4 | 5 | 10 | 12 | 15 | 30 | 32 | 35 | 50 | 52 | 55 | 100 | 102 | 105 |
| LL | 0.585 | 0.585 | 0.585 | 0.585 | 0.585 | 0.585 | 0.585 | 0.585 | 0.585 | 0.585 | 0.585 | 0.585 | 0.585 | 0.585 | 0.585 | 0.585 |
| Min | 0.608 | 0.608 | 0.608 | 0.608 | 0.605 | 0.607 | 0.609 | 0.608 | 0.610 | 0.609 | 0.608 | 0.607 | 0.608 | 0.606 | 0.608 | 0.607 |
| Average | 0.609 | 0.609 | 0.609 | 0.609 | 0.608 | 0.608 | 0.609 | 0.610 | 0.610 | 0.610 | 0.609 | 0.609 | 0.610 | 0.610 | 0.608 | 0.609 |
| Max | 0.610 | 0.610 | 0.612 | 0.611 | 0.609 | 0.609 | 0.612 | 0.611 | 0.611 | 0.611 | 0.610 | 0.610 | 0.611 | 0.612 | 0.609 | 0.610 |
| UL | 0.630 | 0.630 | 0.630 | 0.630 | 0.630 | 0.630 | 0.630 | 0.630 | 0.630 | 0.630 | 0.630 | 0.630 | 0.630 | 0.630 | 0.630 | 0.630 |

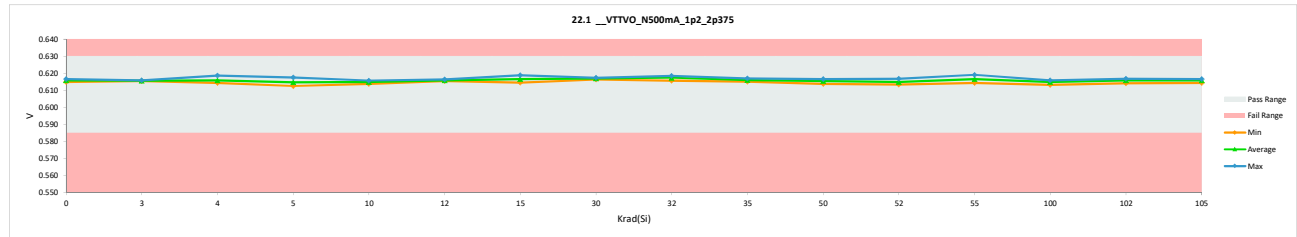


HDR TID Report
TPS7H3302-SP QML CALSS P

| 22.1_VTTVO_N500mA_1p2_2p375 | | | | |
|-----------------------------|----------|-------------|-------|-------|
| Test Site | Tester | Test Number | Unit | Delta |
| | | | V | V |
| Max Limit | | | 0.63 | 0.63 |
| Min Limit | | | 0.585 | 0.585 |
| Krad(Si) | Serial # | PRE | POST | Delta |
| 0 | 775 | 0.615 | 0.615 | 0.000 |
| 0 | 1088 | 0.616 | 0.616 | 0.000 |
| 0 | 1106 | 0.617 | 0.617 | 0.000 |
| 3 | 817 | 0.615 | 0.615 | 0.000 |
| 3 | 825 | 0.616 | 0.616 | 0.000 |
| 3 | 833 | 0.616 | 0.616 | 0.000 |
| 4 | 847 | 0.614 | 0.615 | 0.000 |
| 4 | 645 | 0.614 | 0.614 | 0.000 |
| 4 | 788 | 0.619 | 0.619 | 0.000 |
| 5 | 959 | 0.615 | 0.615 | 0.000 |
| 5 | 991 | 0.613 | 0.613 | 0.000 |
| 5 | 1000 | 0.613 | 0.613 | 0.000 |
| 5 | 1011 | 0.614 | 0.614 | 0.000 |
| 5 | 1087 | 0.618 | 0.618 | 0.000 |
| 5 | 1097 | 0.616 | 0.616 | 0.000 |
| 10 | 180 | 0.615 | 0.615 | 0.000 |
| 10 | 236 | 0.616 | 0.616 | 0.000 |
| 10 | 246 | 0.614 | 0.614 | 0.000 |
| 12 | 190 | 0.616 | 0.616 | 0.000 |
| 12 | 266 | 0.615 | 0.615 | 0.000 |
| 12 | 308 | 0.615 | 0.616 | 0.000 |
| 15 | 848 | 0.618 | 0.618 | 0.000 |
| 15 | 878 | 0.614 | 0.614 | 0.000 |
| 15 | 880 | 0.617 | 0.617 | 0.000 |
| 15 | 942 | 0.616 | 0.616 | 0.000 |
| 15 | 947 | 0.615 | 0.615 | 0.000 |
| 15 | 962 | 0.619 | 0.619 | 0.000 |
| 30 | 1141 | 0.617 | 0.617 | 0.000 |
| 30 | 1242 | 0.616 | 0.616 | 0.000 |
| 30 | 1417 | 0.617 | 0.617 | 0.000 |
| 32 | 1126 | 0.616 | 0.616 | 0.000 |
| 32 | 1165 | 0.618 | 0.618 | 0.000 |
| 32 | 1300 | 0.618 | 0.618 | 0.000 |
| 35 | 376 | 0.617 | 0.617 | 0.000 |
| 35 | 405 | 0.615 | 0.616 | 0.000 |
| 35 | 425 | 0.616 | 0.616 | 0.000 |
| 35 | 492 | 0.615 | 0.615 | 0.000 |
| 35 | 501 | 0.617 | 0.617 | 0.000 |
| 35 | 521 | 0.615 | 0.615 | 0.000 |
| 50 | 300 | 0.614 | 0.614 | 0.000 |
| 50 | 756 | 0.615 | 0.616 | 0.000 |
| 50 | 1100 | 0.616 | 0.617 | 0.000 |
| 52 | 451 | 0.617 | 0.617 | 0.000 |
| 52 | 587 | 0.614 | 0.615 | 0.000 |
| 52 | 956 | 0.613 | 0.613 | 0.000 |
| 55 | 198 | 0.616 | 0.616 | 0.000 |
| 55 | 220 | 0.614 | 0.614 | 0.000 |
| 55 | 665 | 0.615 | 0.615 | 0.000 |
| 55 | 818 | 0.616 | 0.616 | 0.000 |
| 55 | 1057 | 0.619 | 0.619 | 0.000 |
| 55 | 1137 | 0.618 | 0.618 | 0.000 |
| 100 | 448 | 0.613 | 0.613 | 0.000 |
| 100 | 938 | 0.616 | 0.616 | 0.000 |
| 100 | 1051 | 0.615 | 0.616 | 0.000 |
| 102 | 921 | 0.616 | 0.617 | 0.000 |
| 102 | 1113 | 0.616 | 0.617 | 0.001 |
| 102 | 1234 | 0.614 | 0.614 | 0.000 |
| 105 | 194 | 0.616 | 0.616 | 0.000 |
| 105 | 367 | 0.614 | 0.614 | 0.000 |
| 105 | 440 | 0.615 | 0.615 | 0.001 |
| 105 | 477 | 0.616 | 0.617 | 0.000 |
| 105 | 556 | 0.616 | 0.616 | 0.000 |
| 105 | 1213 | 0.616 | 0.616 | 0.000 |
| Max | | 0.619 | 0.619 | 0.001 |
| Average | | 0.616 | 0.616 | 0.000 |
| Min | | 0.613 | 0.613 | 0.000 |
| Std Dev | | 0.001 | 0.001 | 0.000 |

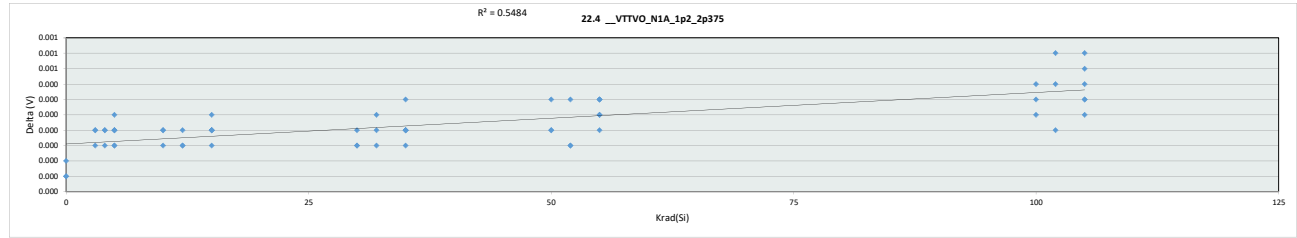


| 22.1_VTTVO_N500mA_1p2_2p375 | | | | | | | | | | | | | | | | |
|-----------------------------|--------|-------------|-------|-------|-------|-------|-------|-------|-------|-------|-------|-------|-------|-------|-------|-------|
| Test Site | Tester | Test Number | Unit | Delta | | | | | | | | | | | | |
| | | | V | V | | | | | | | | | | | | |
| Max Limit | | | 0.63 | 0.63 | | | | | | | | | | | | |
| Min Limit | | | 0.585 | 0.585 | | | | | | | | | | | | |
| Krad(Si) | 0 | 3 | 4 | 5 | 10 | 12 | 15 | 30 | 32 | 35 | 50 | 52 | 55 | 100 | 102 | 105 |
| LL | 0.585 | 0.585 | 0.585 | 0.585 | 0.585 | 0.585 | 0.585 | 0.585 | 0.585 | 0.585 | 0.585 | 0.585 | 0.585 | 0.585 | 0.585 | 0.585 |
| Min | 0.615 | 0.616 | 0.614 | 0.613 | 0.614 | 0.616 | 0.615 | 0.616 | 0.616 | 0.615 | 0.614 | 0.613 | 0.614 | 0.613 | 0.614 | 0.614 |
| Average | 0.616 | 0.616 | 0.616 | 0.615 | 0.615 | 0.616 | 0.617 | 0.617 | 0.617 | 0.616 | 0.615 | 0.615 | 0.617 | 0.615 | 0.616 | 0.616 |
| Max | 0.617 | 0.616 | 0.619 | 0.618 | 0.616 | 0.616 | 0.619 | 0.617 | 0.619 | 0.617 | 0.617 | 0.617 | 0.619 | 0.616 | 0.617 | 0.617 |
| UL | 0.630 | 0.630 | 0.630 | 0.630 | 0.630 | 0.630 | 0.630 | 0.630 | 0.630 | 0.630 | 0.630 | 0.630 | 0.630 | 0.630 | 0.630 | 0.630 |

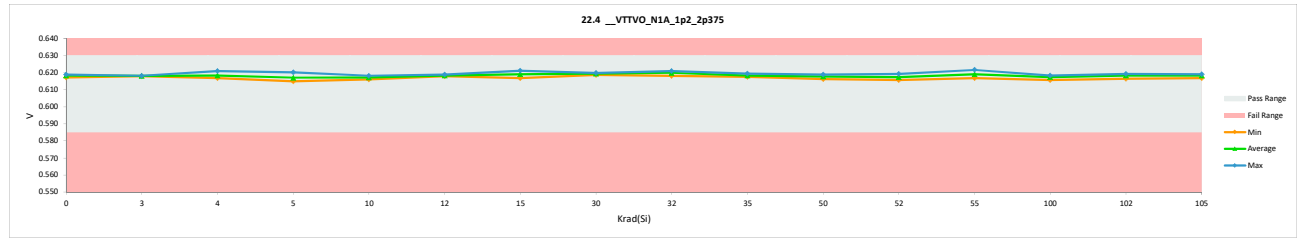


HDR TID Report
TPS7H3302-SP QML CALSS P

| 22.4 __VTTVO_N1A_1p2_2p375 | | | | |
|----------------------------|----------|-------------|-------|-------|
| Test Site | Tester | Test Number | Unit | Delta |
| | | | V | V |
| Max Limit | | 0.63 | | 0.63 |
| Min Limit | | 0.585 | | 0.585 |
| Krad(Si) | Serial # | PRE | POST | Delta |
| 0 | 775 | 0.617 | 0.617 | 0.000 |
| 0 | 1088 | 0.619 | 0.619 | 0.000 |
| 0 | 1106 | 0.619 | 0.619 | 0.000 |
| 3 | 817 | 0.618 | 0.618 | 0.000 |
| 3 | 825 | 0.618 | 0.618 | 0.000 |
| 3 | 833 | 0.618 | 0.618 | 0.000 |
| 4 | 847 | 0.617 | 0.617 | 0.000 |
| 4 | 645 | 0.617 | 0.617 | 0.000 |
| 4 | 788 | 0.621 | 0.621 | 0.000 |
| 5 | 959 | 0.618 | 0.618 | 0.000 |
| 5 | 991 | 0.615 | 0.615 | 0.000 |
| 5 | 1000 | 0.615 | 0.615 | 0.000 |
| 5 | 1011 | 0.616 | 0.616 | 0.000 |
| 5 | 1087 | 0.620 | 0.620 | 0.000 |
| 5 | 1097 | 0.618 | 0.619 | 0.000 |
| 10 | 180 | 0.617 | 0.618 | 0.000 |
| 10 | 236 | 0.618 | 0.618 | 0.000 |
| 10 | 246 | 0.616 | 0.616 | 0.000 |
| 12 | 190 | 0.619 | 0.619 | 0.000 |
| 12 | 266 | 0.618 | 0.618 | 0.000 |
| 12 | 308 | 0.618 | 0.618 | 0.000 |
| 15 | 848 | 0.620 | 0.620 | 0.000 |
| 15 | 878 | 0.617 | 0.617 | 0.000 |
| 15 | 880 | 0.620 | 0.620 | 0.000 |
| 15 | 942 | 0.619 | 0.619 | 0.000 |
| 15 | 947 | 0.618 | 0.618 | 0.000 |
| 15 | 962 | 0.621 | 0.621 | 0.000 |
| 30 | 1141 | 0.620 | 0.620 | 0.000 |
| 30 | 1242 | 0.619 | 0.619 | 0.000 |
| 30 | 1417 | 0.620 | 0.620 | 0.000 |
| 32 | 1126 | 0.618 | 0.618 | 0.000 |
| 32 | 1165 | 0.620 | 0.621 | 0.000 |
| 32 | 1300 | 0.621 | 0.621 | 0.000 |
| 35 | 376 | 0.619 | 0.619 | 0.000 |
| 35 | 405 | 0.618 | 0.618 | 0.000 |
| 35 | 425 | 0.618 | 0.618 | 0.000 |
| 35 | 492 | 0.618 | 0.618 | 0.000 |
| 35 | 501 | 0.619 | 0.619 | 0.000 |
| 35 | 521 | 0.618 | 0.618 | 0.000 |
| 50 | 300 | 0.616 | 0.616 | 0.000 |
| 50 | 756 | 0.618 | 0.618 | 0.000 |
| 50 | 1100 | 0.619 | 0.619 | 0.000 |
| 52 | 451 | 0.619 | 0.619 | 0.000 |
| 52 | 587 | 0.617 | 0.617 | 0.000 |
| 52 | 956 | 0.616 | 0.616 | 0.000 |
| 55 | 198 | 0.618 | 0.619 | 0.000 |
| 55 | 220 | 0.617 | 0.617 | 0.000 |
| 55 | 665 | 0.617 | 0.618 | 0.000 |
| 55 | 818 | 0.618 | 0.619 | 0.000 |
| 55 | 1057 | 0.622 | 0.622 | 0.000 |
| 55 | 1137 | 0.621 | 0.621 | 0.000 |
| 100 | 448 | 0.615 | 0.616 | 0.000 |
| 100 | 938 | 0.618 | 0.618 | 0.000 |
| 100 | 1051 | 0.618 | 0.618 | 0.000 |
| 102 | 921 | 0.619 | 0.619 | 0.000 |
| 102 | 1113 | 0.619 | 0.619 | 0.001 |
| 102 | 1234 | 0.617 | 0.617 | 0.000 |
| 105 | 194 | 0.618 | 0.619 | 0.001 |
| 105 | 367 | 0.617 | 0.617 | 0.000 |
| 105 | 440 | 0.617 | 0.618 | 0.001 |
| 105 | 477 | 0.619 | 0.619 | 0.000 |
| 105 | 556 | 0.618 | 0.619 | 0.000 |
| 105 | 1213 | 0.618 | 0.619 | 0.000 |
| Max | | 0.622 | 0.622 | 0.001 |
| Average | | 0.618 | 0.618 | 0.000 |
| Min | | 0.615 | 0.615 | 0.000 |
| Std Dev | | 0.001 | 0.001 | 0.000 |

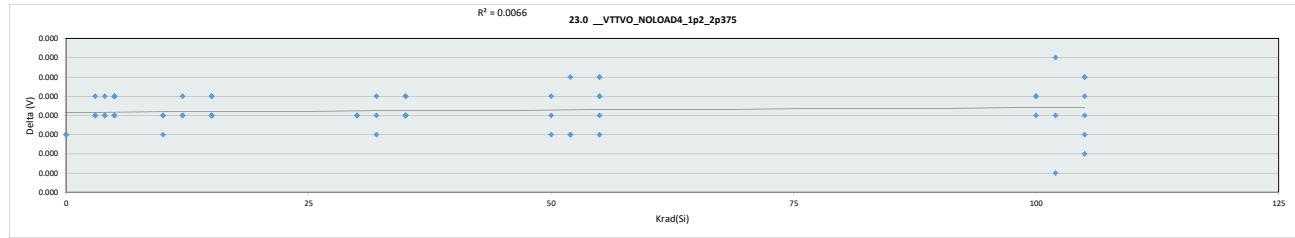


| 22.4 __VTTVO_N1A_1p2_2p375 | | | | | | | | | | | | | | | | | | | | | |
|----------------------------|--------|-------------|-----------|-----------|----------|-------|-------|-------|-------|-------|-------|-------|-------|-------|-------|-------|-------|-------|-------|-------|-------|
| Test Site | Tester | Test Number | Max Limit | Min Limit | Krad(Si) | | | | | | | | | | | | | | | | |
| | | | 0.63 | 0.585 | 0 | 3 | 4 | 5 | 10 | 12 | 15 | 30 | 32 | 35 | 50 | 52 | 55 | 100 | 102 | 105 | |
| LL | | | 0.585 | 0.585 | 0.585 | 0.585 | 0.585 | 0.585 | 0.585 | 0.585 | 0.585 | 0.585 | 0.585 | 0.585 | 0.585 | 0.585 | 0.585 | 0.585 | 0.585 | 0.585 | 0.585 |
| Min | | | 0.617 | 0.618 | 0.617 | 0.615 | 0.616 | 0.618 | 0.617 | 0.618 | 0.617 | 0.619 | 0.618 | 0.618 | 0.618 | 0.616 | 0.617 | 0.616 | 0.617 | 0.618 | 0.617 |
| Average | | | 0.618 | 0.618 | 0.618 | 0.617 | 0.617 | 0.618 | 0.619 | 0.619 | 0.619 | 0.620 | 0.618 | 0.618 | 0.618 | 0.619 | 0.619 | 0.618 | 0.618 | 0.618 | 0.618 |
| Max | | | 0.619 | 0.618 | 0.621 | 0.620 | 0.618 | 0.619 | 0.621 | 0.620 | 0.621 | 0.620 | 0.621 | 0.620 | 0.619 | 0.619 | 0.622 | 0.618 | 0.619 | 0.619 | 0.619 |
| UL | | | 0.630 | 0.630 | 0.630 | 0.630 | 0.630 | 0.630 | 0.630 | 0.630 | 0.630 | 0.630 | 0.630 | 0.630 | 0.630 | 0.630 | 0.630 | 0.630 | 0.630 | 0.630 | 0.630 |

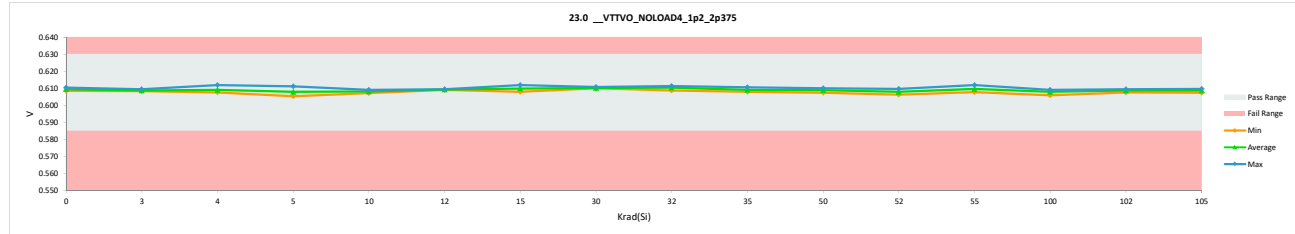


HDR TID Report
TPS7H3302-SP QML CALSS P

| 23.0 __VTTVO_NOLOAD4_1p2_2p375 | | | | |
|--------------------------------|----------|-------------|-------|-------|
| Test Site | Tester | Test Number | Unit | |
| | | | V | V |
| Max Limit | | | 0.63 | 0.63 |
| Min Limit | | | 0.585 | 0.585 |
| Krad(Si) | Serial # | PRE | POST | Delta |
| 0 | 775 | 0.609 | 0.608 | 0.000 |
| 0 | 1088 | 0.609 | 0.609 | 0.000 |
| 0 | 1106 | 0.610 | 0.610 | 0.000 |
| 3 | 817 | 0.608 | 0.608 | 0.000 |
| 3 | 825 | 0.608 | 0.608 | 0.000 |
| 3 | 833 | 0.609 | 0.609 | 0.000 |
| 4 | 847 | 0.608 | 0.608 | 0.000 |
| 4 | 645 | 0.608 | 0.608 | 0.000 |
| 4 | 788 | 0.612 | 0.612 | 0.000 |
| 5 | 959 | 0.608 | 0.608 | 0.000 |
| 5 | 991 | 0.606 | 0.606 | 0.000 |
| 5 | 1000 | 0.605 | 0.605 | 0.000 |
| 5 | 1011 | 0.607 | 0.607 | 0.000 |
| 5 | 1087 | 0.611 | 0.611 | 0.000 |
| 5 | 1097 | 0.610 | 0.610 | 0.000 |
| 10 | 180 | 0.608 | 0.608 | 0.000 |
| 10 | 236 | 0.609 | 0.609 | 0.000 |
| 10 | 246 | 0.607 | 0.607 | 0.000 |
| 12 | 190 | 0.609 | 0.609 | 0.000 |
| 12 | 266 | 0.609 | 0.609 | 0.000 |
| 12 | 308 | 0.609 | 0.609 | 0.000 |
| 15 | 848 | 0.611 | 0.611 | 0.000 |
| 15 | 878 | 0.608 | 0.608 | 0.000 |
| 15 | 880 | 0.610 | 0.610 | 0.000 |
| 15 | 942 | 0.610 | 0.610 | 0.000 |
| 15 | 947 | 0.608 | 0.608 | 0.000 |
| 15 | 962 | 0.612 | 0.612 | 0.000 |
| 30 | 1141 | 0.611 | 0.611 | 0.000 |
| 30 | 1242 | 0.610 | 0.610 | 0.000 |
| 30 | 1417 | 0.610 | 0.610 | 0.000 |
| 32 | 1126 | 0.609 | 0.609 | 0.000 |
| 32 | 1165 | 0.611 | 0.611 | 0.000 |
| 32 | 1300 | 0.611 | 0.611 | 0.000 |
| 35 | 376 | 0.610 | 0.610 | 0.000 |
| 35 | 405 | 0.608 | 0.608 | 0.000 |
| 35 | 425 | 0.609 | 0.609 | 0.000 |
| 35 | 492 | 0.608 | 0.608 | 0.000 |
| 35 | 501 | 0.610 | 0.611 | 0.000 |
| 35 | 521 | 0.608 | 0.608 | 0.000 |
| 50 | 300 | 0.608 | 0.607 | 0.000 |
| 50 | 756 | 0.609 | 0.609 | 0.000 |
| 50 | 1100 | 0.610 | 0.610 | 0.000 |
| 52 | 451 | 0.610 | 0.610 | 0.000 |
| 52 | 587 | 0.608 | 0.608 | 0.000 |
| 52 | 956 | 0.606 | 0.606 | 0.000 |
| 55 | 198 | 0.609 | 0.609 | 0.000 |
| 55 | 220 | 0.608 | 0.608 | 0.000 |
| 55 | 665 | 0.608 | 0.608 | 0.000 |
| 55 | 818 | 0.609 | 0.610 | 0.000 |
| 55 | 1057 | 0.612 | 0.612 | 0.000 |
| 55 | 1137 | 0.611 | 0.611 | 0.000 |
| 100 | 448 | 0.606 | 0.606 | 0.000 |
| 100 | 938 | 0.609 | 0.609 | 0.000 |
| 100 | 1051 | 0.609 | 0.609 | 0.000 |
| 102 | 921 | 0.609 | 0.609 | 0.000 |
| 102 | 1113 | 0.609 | 0.609 | 0.000 |
| 102 | 1234 | 0.608 | 0.608 | 0.000 |
| 105 | 194 | 0.609 | 0.609 | 0.000 |
| 105 | 367 | 0.608 | 0.607 | 0.000 |
| 105 | 440 | 0.608 | 0.608 | 0.000 |
| 105 | 477 | 0.610 | 0.610 | 0.000 |
| 105 | 556 | 0.609 | 0.609 | 0.000 |
| 105 | 1213 | 0.609 | 0.609 | 0.000 |
| Max | | 0.612 | 0.612 | 0.000 |
| Average | | 0.609 | 0.609 | 0.000 |
| Min | | 0.605 | 0.605 | 0.000 |
| Std Dev | | 0.001 | 0.001 | 0.000 |

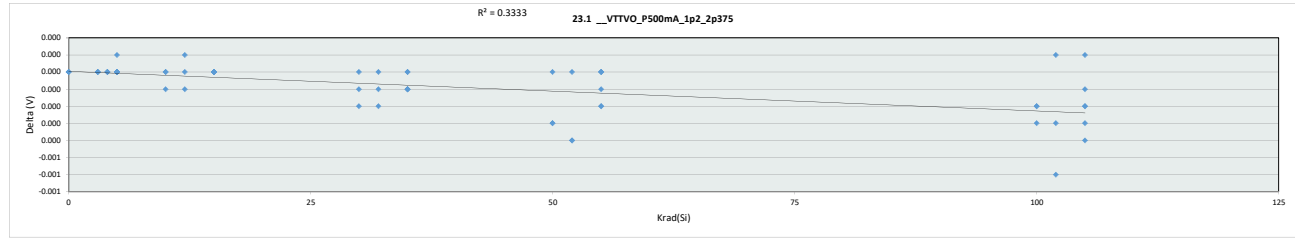


| 23.0 __VTTVO_NOLOAD4_1p2 | | | | | | | | | | | | | | | | |
|--------------------------|--------|-------------|-----------|-----------|-------|-------|-------|-------|-------|-------|-------|-------|-------|-------|-------|-------|
| Test Site | Tester | Test Number | Max Limit | Min Limit | | | | | | | | | | | | |
| | | | 0.63 | V | | | | | | | | | | | | |
| | | | 0.585 | V | | | | | | | | | | | | |
| Krad(Si) | 0 | 3 | 4 | 5 | 10 | 12 | 15 | 30 | 32 | 35 | 50 | 52 | 55 | 100 | 102 | 105 |
| LL | 0.585 | 0.585 | 0.585 | 0.585 | 0.585 | 0.585 | 0.585 | 0.585 | 0.585 | 0.585 | 0.585 | 0.585 | 0.585 | 0.585 | 0.585 | 0.585 |
| Min | 0.608 | 0.608 | 0.608 | 0.605 | 0.607 | 0.609 | 0.610 | 0.610 | 0.610 | 0.610 | 0.609 | 0.607 | 0.608 | 0.606 | 0.608 | 0.607 |
| Average | 0.609 | 0.609 | 0.609 | 0.608 | 0.608 | 0.609 | 0.610 | 0.610 | 0.610 | 0.609 | 0.609 | 0.608 | 0.610 | 0.608 | 0.609 | 0.609 |
| Max | 0.610 | 0.610 | 0.612 | 0.611 | 0.609 | 0.609 | 0.612 | 0.611 | 0.611 | 0.611 | 0.610 | 0.610 | 0.612 | 0.609 | 0.609 | 0.610 |
| UL | 0.630 | 0.630 | 0.630 | 0.630 | 0.630 | 0.630 | 0.630 | 0.630 | 0.630 | 0.630 | 0.630 | 0.630 | 0.630 | 0.630 | 0.630 | 0.630 |

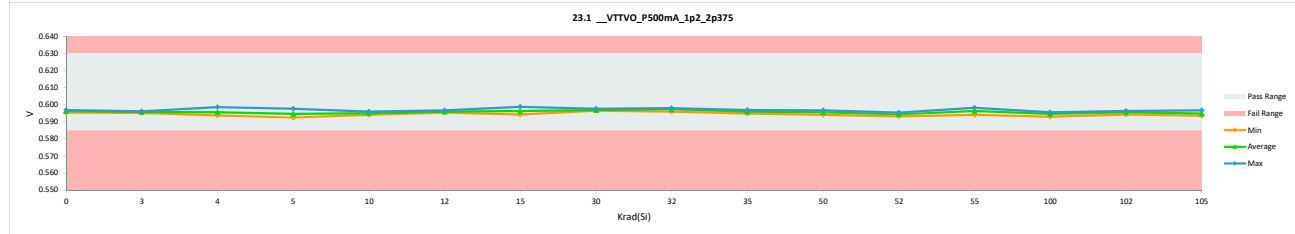


HDR TID Report
TPS7H3302-SP QML CALSS P

| 23.1_VTTVO_P500mA_1p2_2p375 | | | | |
|-----------------------------|----------|-------------|-------|--------|
| Test Site | Tester | Test Number | Unit | |
| | | V | V | |
| Max Limit | | 0.63 | 0.63 | |
| Min Limit | | 0.585 | 0.585 | |
| Krad(Si) | Serial # | PRE | POST | Delta |
| 0 | 775 | 0.595 | 0.595 | 0.000 |
| 0 | 1088 | 0.597 | 0.597 | 0.000 |
| 0 | 1106 | 0.597 | 0.597 | 0.000 |
| 3 | 817 | 0.595 | 0.595 | 0.000 |
| 3 | 825 | 0.596 | 0.596 | 0.000 |
| 3 | 833 | 0.596 | 0.596 | 0.000 |
| 4 | 547 | 0.595 | 0.595 | 0.000 |
| 4 | 645 | 0.594 | 0.594 | 0.000 |
| 4 | 788 | 0.599 | 0.599 | 0.000 |
| 5 | 959 | 0.595 | 0.595 | 0.000 |
| 5 | 991 | 0.593 | 0.593 | 0.000 |
| 5 | 1000 | 0.592 | 0.592 | 0.000 |
| 5 | 1011 | 0.594 | 0.594 | 0.000 |
| 5 | 1087 | 0.598 | 0.598 | 0.000 |
| 5 | 1097 | 0.596 | 0.596 | 0.000 |
| 10 | 180 | 0.596 | 0.596 | 0.000 |
| 10 | 236 | 0.595 | 0.595 | 0.000 |
| 10 | 246 | 0.594 | 0.594 | 0.000 |
| 12 | 190 | 0.597 | 0.597 | 0.000 |
| 12 | 266 | 0.595 | 0.595 | 0.000 |
| 12 | 308 | 0.596 | 0.596 | 0.000 |
| 15 | 848 | 0.597 | 0.597 | 0.000 |
| 15 | 878 | 0.594 | 0.594 | 0.000 |
| 15 | 880 | 0.598 | 0.598 | 0.000 |
| 15 | 942 | 0.596 | 0.596 | 0.000 |
| 15 | 947 | 0.595 | 0.595 | 0.000 |
| 15 | 962 | 0.599 | 0.599 | 0.000 |
| 30 | 1141 | 0.598 | 0.598 | 0.000 |
| 30 | 1242 | 0.597 | 0.597 | 0.000 |
| 30 | 1417 | 0.597 | 0.596 | 0.000 |
| 32 | 1126 | 0.596 | 0.596 | 0.000 |
| 32 | 1165 | 0.598 | 0.598 | 0.000 |
| 32 | 1300 | 0.598 | 0.598 | 0.000 |
| 35 | 376 | 0.597 | 0.597 | 0.000 |
| 35 | 405 | 0.595 | 0.595 | 0.000 |
| 35 | 425 | 0.596 | 0.596 | 0.000 |
| 35 | 492 | 0.596 | 0.595 | 0.000 |
| 35 | 501 | 0.597 | 0.597 | 0.000 |
| 35 | 521 | 0.595 | 0.595 | 0.000 |
| 50 | 300 | 0.594 | 0.594 | 0.000 |
| 50 | 756 | 0.596 | 0.596 | 0.000 |
| 50 | 1100 | 0.597 | 0.597 | 0.000 |
| 52 | 451 | 0.596 | 0.595 | 0.000 |
| 52 | 587 | 0.595 | 0.595 | 0.000 |
| 52 | 956 | 0.594 | 0.593 | 0.000 |
| 55 | 198 | 0.597 | 0.597 | 0.000 |
| 55 | 220 | 0.594 | 0.594 | 0.000 |
| 55 | 665 | 0.595 | 0.595 | 0.000 |
| 55 | 818 | 0.596 | 0.596 | 0.000 |
| 55 | 1057 | 0.599 | 0.598 | 0.000 |
| 55 | 1137 | 0.599 | 0.598 | 0.000 |
| 100 | 448 | 0.593 | 0.593 | 0.000 |
| 100 | 938 | 0.595 | 0.595 | 0.000 |
| 100 | 1051 | 0.596 | 0.596 | 0.000 |
| 102 | 921 | 0.597 | 0.596 | 0.000 |
| 102 | 1113 | 0.596 | 0.596 | 0.000 |
| 102 | 1234 | 0.595 | 0.594 | -0.001 |
| 105 | 194 | 0.594 | 0.594 | 0.000 |
| 105 | 367 | 0.594 | 0.594 | 0.000 |
| 105 | 440 | 0.594 | 0.594 | 0.000 |
| 105 | 477 | 0.597 | 0.597 | 0.000 |
| 105 | 556 | 0.595 | 0.595 | 0.000 |
| 105 | 1213 | 0.596 | 0.596 | 0.000 |
| Max | | 0.599 | 0.599 | 0.000 |
| Average | | 0.596 | 0.596 | 0.000 |
| Min | | 0.592 | 0.592 | -0.001 |
| Std Dev | | 0.001 | 0.001 | 0.000 |

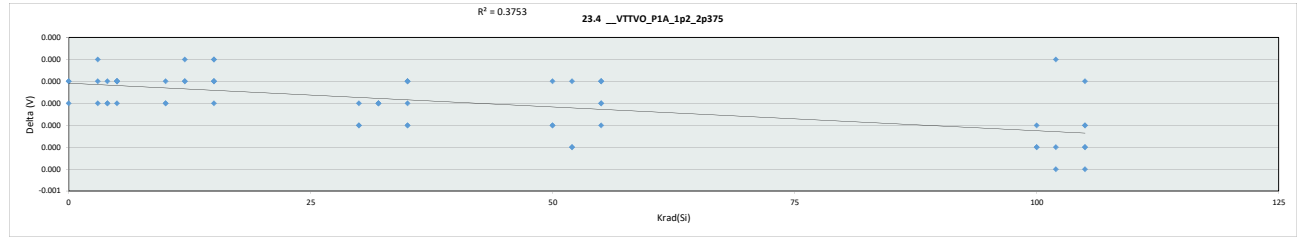


| 23.1_VTTVO_P500mA_1p2_2 | | | | | | | | | | | | | | | | |
|-------------------------|--------|-------------|-----------|-----------|-------|-------|-------|-------|-------|-------|-------|-------|-------|-------|-------|-------|
| Test Site | Tester | Test Number | Max Limit | Min Limit | | | | | | | | | | | | |
| | | V | 0.63 | 0.585 | | | | | | | | | | | | |
| | | V | | | | | | | | | | | | | | |
| Krad(Si) | 0 | 3 | 4 | 5 | 10 | 12 | 15 | 30 | 32 | 35 | 50 | 52 | 55 | 100 | 102 | 105 |
| LL | 0.585 | 0.585 | 0.585 | 0.585 | 0.585 | 0.585 | 0.585 | 0.585 | 0.585 | 0.585 | 0.585 | 0.585 | 0.585 | 0.585 | 0.585 | 0.585 |
| Min | 0.595 | 0.595 | 0.594 | 0.593 | 0.594 | 0.594 | 0.594 | 0.596 | 0.596 | 0.596 | 0.594 | 0.593 | 0.594 | 0.593 | 0.594 | 0.594 |
| Average | 0.596 | 0.596 | 0.596 | 0.595 | 0.595 | 0.596 | 0.596 | 0.597 | 0.597 | 0.596 | 0.596 | 0.594 | 0.596 | 0.595 | 0.596 | 0.595 |
| Max | 0.597 | 0.596 | 0.599 | 0.598 | 0.596 | 0.597 | 0.599 | 0.598 | 0.598 | 0.597 | 0.597 | 0.595 | 0.598 | 0.596 | 0.596 | 0.597 |
| UL | 0.630 | 0.630 | 0.630 | 0.630 | 0.630 | 0.630 | 0.630 | 0.630 | 0.630 | 0.630 | 0.630 | 0.630 | 0.630 | 0.630 | 0.630 | 0.630 |

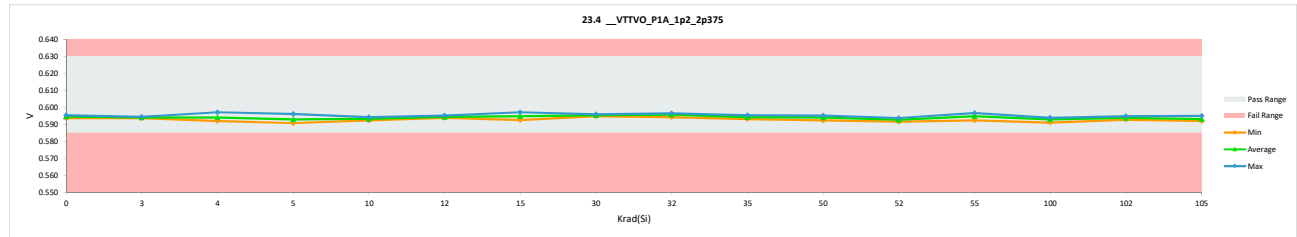


HDR TID Report
TPS7H3302-SP QML CALSS P

| 23.4 __VTTVO_P1A_1p2_2p375 | | | | |
|----------------------------|----------|-------------|-----------|-----------|
| Test Site | Tester | Test Number | Unit | Max Limit |
| | | | V | 0.63 |
| | | | V | 0.63 |
| | | | Min Limit | 0.585 |
| | | | Min Limit | 0.585 |
| Krad(Si) | Serial # | PRE | POST | Delta |
| 0 | 775 | 0.594 | 0.594 | 0.000 |
| 0 | 1088 | 0.595 | 0.595 | 0.000 |
| 0 | 1106 | 0.595 | 0.595 | 0.000 |
| 3 | 817 | 0.594 | 0.594 | 0.000 |
| 3 | 825 | 0.594 | 0.594 | 0.000 |
| 3 | 833 | 0.594 | 0.594 | 0.000 |
| 4 | 547 | 0.593 | 0.593 | 0.000 |
| 4 | 645 | 0.592 | 0.592 | 0.000 |
| 4 | 788 | 0.597 | 0.597 | 0.000 |
| 5 | 959 | 0.593 | 0.593 | 0.000 |
| 5 | 991 | 0.591 | 0.591 | 0.000 |
| 5 | 1000 | 0.591 | 0.591 | 0.000 |
| 5 | 1011 | 0.592 | 0.592 | 0.000 |
| 5 | 1087 | 0.596 | 0.596 | 0.000 |
| 5 | 1097 | 0.594 | 0.594 | 0.000 |
| 10 | 180 | 0.594 | 0.594 | 0.000 |
| 10 | 236 | 0.593 | 0.593 | 0.000 |
| 10 | 246 | 0.592 | 0.592 | 0.000 |
| 12 | 190 | 0.595 | 0.595 | 0.000 |
| 12 | 266 | 0.594 | 0.594 | 0.000 |
| 12 | 308 | 0.594 | 0.594 | 0.000 |
| 15 | 848 | 0.596 | 0.596 | 0.000 |
| 15 | 878 | 0.593 | 0.592 | 0.000 |
| 15 | 880 | 0.596 | 0.596 | 0.000 |
| 15 | 942 | 0.594 | 0.594 | 0.000 |
| 15 | 947 | 0.593 | 0.593 | 0.000 |
| 15 | 962 | 0.597 | 0.597 | 0.000 |
| 30 | 1141 | 0.596 | 0.596 | 0.000 |
| 30 | 1242 | 0.595 | 0.595 | 0.000 |
| 30 | 1417 | 0.595 | 0.595 | 0.000 |
| 32 | 1126 | 0.594 | 0.594 | 0.000 |
| 32 | 1165 | 0.596 | 0.596 | 0.000 |
| 32 | 1300 | 0.597 | 0.596 | 0.000 |
| 35 | 376 | 0.595 | 0.595 | 0.000 |
| 35 | 405 | 0.594 | 0.594 | 0.000 |
| 35 | 425 | 0.594 | 0.594 | 0.000 |
| 35 | 492 | 0.594 | 0.594 | 0.000 |
| 35 | 501 | 0.595 | 0.595 | 0.000 |
| 35 | 521 | 0.593 | 0.593 | 0.000 |
| 50 | 300 | 0.593 | 0.592 | 0.000 |
| 50 | 756 | 0.594 | 0.594 | 0.000 |
| 50 | 1100 | 0.595 | 0.595 | 0.000 |
| 52 | 451 | 0.594 | 0.594 | 0.000 |
| 52 | 587 | 0.593 | 0.593 | 0.000 |
| 52 | 956 | 0.592 | 0.591 | 0.000 |
| 55 | 198 | 0.595 | 0.595 | 0.000 |
| 55 | 220 | 0.592 | 0.592 | 0.000 |
| 55 | 665 | 0.593 | 0.593 | 0.000 |
| 55 | 818 | 0.594 | 0.594 | 0.000 |
| 55 | 1057 | 0.597 | 0.597 | 0.000 |
| 55 | 1137 | 0.597 | 0.597 | 0.000 |
| 100 | 448 | 0.591 | 0.591 | 0.000 |
| 100 | 938 | 0.594 | 0.594 | 0.000 |
| 100 | 1051 | 0.594 | 0.594 | 0.000 |
| 102 | 921 | 0.595 | 0.595 | 0.000 |
| 102 | 1113 | 0.594 | 0.594 | 0.000 |
| 102 | 1234 | 0.593 | 0.593 | 0.000 |
| 105 | 194 | 0.592 | 0.592 | 0.000 |
| 105 | 367 | 0.592 | 0.592 | 0.000 |
| 105 | 440 | 0.592 | 0.592 | 0.000 |
| 105 | 477 | 0.595 | 0.595 | 0.000 |
| 105 | 556 | 0.593 | 0.593 | 0.000 |
| 105 | 1213 | 0.595 | 0.594 | 0.000 |
| | Max | 0.597 | 0.597 | 0.000 |
| | Average | 0.594 | 0.594 | 0.000 |
| | Min | 0.591 | 0.591 | 0.000 |
| | Std Dev | 0.002 | 0.002 | 0.000 |

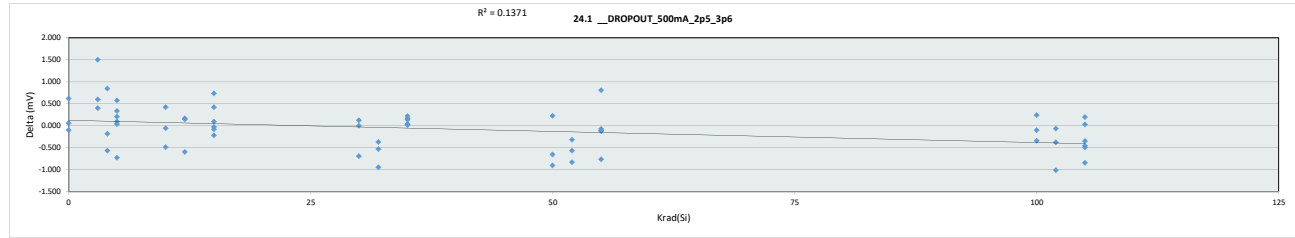


| 23.4 __VTTVO_P1A_1p2_2p375 | | | | | | | | | | | | | | | | |
|----------------------------|--------|-------------|-----------|-----------|-------|-------|-------|-------|-------|-------|-------|-------|-------|-------|-------|-------|
| Test Site | Tester | Test Number | Max Limit | Min Limit | | | | | | | | | | | | |
| | | | 0.63 | V | | | | | | | | | | | | |
| | | | 0.585 | V | | | | | | | | | | | | |
| Krad(Si) | 0 | 3 | 4 | 5 | 10 | 12 | 15 | 30 | 32 | 35 | 50 | 52 | 55 | 100 | 102 | 105 |
| LL | 0.585 | 0.585 | 0.585 | 0.585 | 0.585 | 0.585 | 0.585 | 0.585 | 0.585 | 0.585 | 0.585 | 0.585 | 0.585 | 0.585 | 0.585 | 0.585 |
| Min | 0.594 | 0.594 | 0.592 | 0.591 | 0.592 | 0.594 | 0.593 | 0.595 | 0.594 | 0.593 | 0.592 | 0.592 | 0.592 | 0.591 | 0.593 | 0.592 |
| Average | 0.595 | 0.594 | 0.594 | 0.593 | 0.593 | 0.594 | 0.595 | 0.596 | 0.594 | 0.594 | 0.592 | 0.593 | 0.595 | 0.593 | 0.594 | 0.593 |
| Max | 0.595 | 0.594 | 0.597 | 0.596 | 0.594 | 0.597 | 0.596 | 0.597 | 0.596 | 0.595 | 0.595 | 0.594 | 0.597 | 0.594 | 0.595 | 0.595 |
| UL | 0.630 | 0.630 | 0.630 | 0.630 | 0.630 | 0.630 | 0.630 | 0.630 | 0.630 | 0.630 | 0.630 | 0.630 | 0.630 | 0.630 | 0.630 | 0.630 |

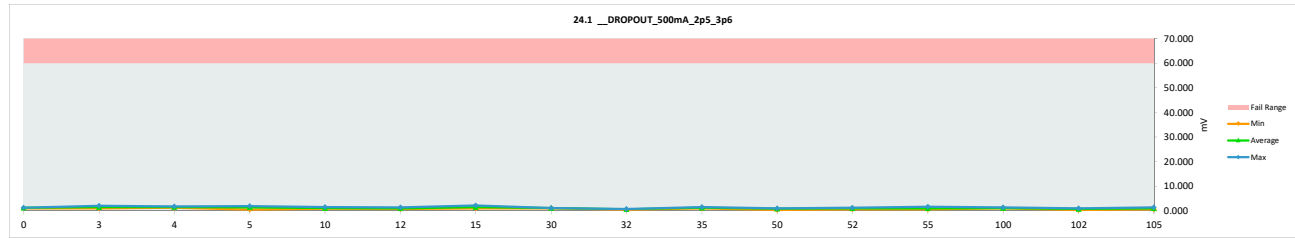


HDR TID Report
TPS7H3302-SP QML CALSS P

| 24.1 _DROPOUT_500mA_2p5_3p6 | | | | |
|-----------------------------|----------|-------------|-------|-----------|
| Test Site | Tester | Test Number | Unit | Max Limit |
| | | | mV | 60 |
| | | | mV | 60 |
| Krad(Si) | Serial # | PRE | POST | Delta |
| 0 | 775 | 0.653 | 1.275 | 0.622 |
| 0 | 1088 | 1.339 | 1.238 | -0.101 |
| 0 | 1106 | 0.962 | 1.019 | 0.056 |
| 3 | 817 | 0.522 | 2.023 | 1.501 |
| 3 | 825 | 0.925 | 1.520 | 0.596 |
| 3 | 833 | 0.594 | 0.993 | 0.399 |
| 4 | 547 | 1.375 | 1.190 | -0.185 |
| 4 | 645 | 0.774 | 1.623 | 0.849 |
| 4 | 788 | 2.288 | 1.722 | -0.566 |
| 5 | 959 | 1.538 | 1.576 | 0.037 |
| 5 | 991 | 1.119 | 0.394 | -0.725 |
| 5 | 1000 | 1.298 | 1.396 | 0.098 |
| 5 | 1011 | 0.994 | 1.570 | 0.576 |
| 5 | 1087 | 0.812 | 1.147 | 0.335 |
| 5 | 1097 | 1.678 | 1.885 | 0.207 |
| 10 | 180 | 1.023 | 0.966 | -0.056 |
| 10 | 236 | 1.084 | 1.505 | 0.421 |
| 10 | 246 | 1.338 | 0.851 | -0.487 |
| 12 | 190 | 0.831 | 0.974 | 0.143 |
| 12 | 266 | 1.272 | 0.677 | -0.596 |
| 12 | 308 | 1.229 | 1.399 | 0.170 |
| 15 | 848 | 1.287 | 1.071 | -0.216 |
| 15 | 878 | 1.088 | 1.012 | -0.076 |
| 15 | 880 | 1.851 | 1.821 | -0.030 |
| 15 | 942 | 1.425 | 2.161 | 0.736 |
| 15 | 947 | 1.470 | 1.564 | 0.094 |
| 15 | 962 | 0.810 | 1.236 | 0.426 |
| 30 | 1141 | 1.142 | 1.142 | 0.000 |
| 30 | 1242 | 1.019 | 1.144 | 0.125 |
| 30 | 1417 | 1.615 | 0.920 | -0.694 |
| 32 | 1126 | 1.275 | 0.743 | -0.532 |
| 32 | 1165 | 1.393 | 0.446 | -0.947 |
| 32 | 1300 | 1.096 | 0.727 | -0.369 |
| 35 | 376 | 0.964 | 1.185 | 0.222 |
| 35 | 405 | 1.468 | 1.509 | 0.040 |
| 35 | 425 | 1.018 | 1.033 | 0.015 |
| 35 | 492 | 0.841 | 0.981 | 0.140 |
| 35 | 501 | 0.937 | 0.977 | 0.040 |
| 35 | 521 | 1.290 | 1.456 | 0.166 |
| 50 | 300 | 1.669 | 1.016 | -0.652 |
| 50 | 756 | 1.275 | 0.373 | -0.902 |
| 50 | 1100 | 0.744 | 0.967 | 0.223 |
| 52 | 451 | 1.243 | 0.927 | -0.316 |
| 52 | 587 | 1.472 | 0.642 | -0.831 |
| 52 | 956 | 1.769 | 1.200 | -0.569 |
| 55 | 198 | 1.055 | 0.942 | -0.113 |
| 55 | 220 | 1.377 | 0.612 | -0.765 |
| 55 | 665 | 1.470 | 1.360 | -0.110 |
| 55 | 818 | 0.801 | 1.608 | 0.807 |
| 55 | 1057 | 0.909 | 0.838 | -0.072 |
| 55 | 1137 | 0.938 | 0.825 | -0.113 |
| 100 | 448 | 0.934 | 1.175 | 0.241 |
| 100 | 938 | 1.457 | 1.358 | -0.098 |
| 100 | 1051 | 1.280 | 0.941 | -0.340 |
| 102 | 921 | 1.192 | 0.814 | -0.378 |
| 102 | 1113 | 1.094 | 1.028 | -0.065 |
| 102 | 1234 | 1.234 | 0.311 | -1.010 |
| 105 | 194 | 1.775 | 0.929 | -0.846 |
| 105 | 367 | 1.058 | 0.602 | -0.456 |
| 105 | 440 | 1.046 | 0.698 | -0.348 |
| 105 | 477 | 0.952 | 1.148 | 0.196 |
| 105 | 556 | 1.871 | 1.373 | -0.498 |
| 105 | 1213 | 1.120 | 1.147 | 0.027 |
| | Max | 2.288 | 2.161 | 1.501 |
| | Average | 1.198 | 1.125 | -0.072 |
| | Min | 0.522 | 0.311 | -1.010 |
| | Std Dev | 0.339 | 0.396 | 0.489 |

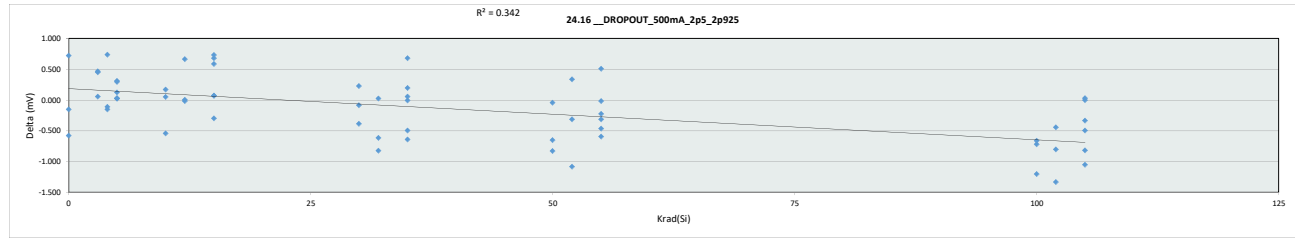


| 24.1 _DROPOUT_500mA_2p5 | | | | | | | | | | | | | | | | |
|-------------------------|--------|-------------|--------|-----------|-----------|--------|--------|--------|--------|--------|--------|--------|--------|--------|--------|--------|
| Test Site | Tester | Test Number | Unit | Max Limit | Min Limit | | | | | | | | | | | |
| | | | mV | 60 | 60 | | | | | | | | | | | |
| Krad(Si) | 0 | 3 | 4 | 5 | 10 | 12 | 15 | 30 | 32 | 35 | 50 | 52 | 55 | 100 | 102 | 105 |
| LL | | | | | | | | | | | | | | | | |
| Min | 1.019 | 0.993 | 1.190 | 0.394 | 0.851 | 0.677 | 1.012 | 0.920 | 0.446 | 0.977 | 0.373 | 0.642 | 0.612 | 0.941 | 0.311 | 0.602 |
| Average | 1.177 | 1.512 | 1.511 | 1.328 | 1.107 | 1.017 | 1.477 | 1.069 | 0.638 | 1.190 | 0.785 | 0.923 | 1.031 | 1.158 | 0.718 | 0.983 |
| Max | 1.275 | 2.023 | 1.722 | 1.885 | 1.505 | 1.399 | 2.161 | 1.144 | 0.743 | 1.509 | 1.017 | 1.200 | 1.608 | 1.358 | 1.029 | 1.373 |
| UL | 60.000 | 60.000 | 60.000 | 60.000 | 60.000 | 60.000 | 60.000 | 60.000 | 60.000 | 60.000 | 60.000 | 60.000 | 60.000 | 60.000 | 60.000 | 60.000 |

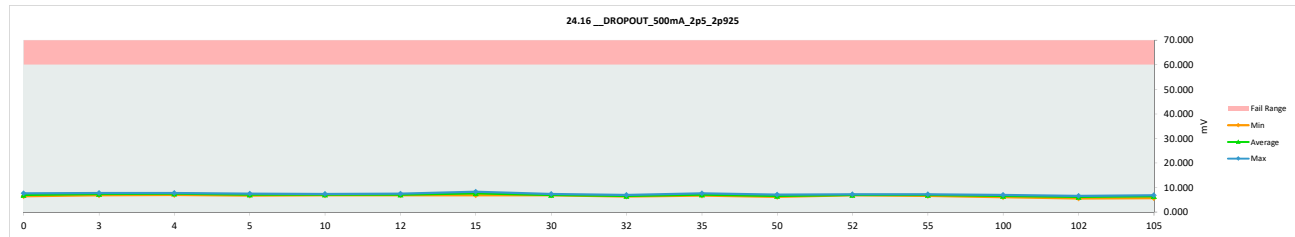


HDR TID Report
TPS7H3302-SP QML CALSS P

| 24.16_DROPOUT_500mA_2p5_2p925 | | | | |
|-------------------------------|----------|-------------|-------|-----------|
| Test Site | Tester | Test Number | Unit | Max Limit |
| | | | mV | 60 |
| | | | mV | 60 |
| Krad(Si) | Serial # | PRE | POST | Delta |
| 0 | 775 | 7.032 | 6.877 | -0.155 |
| 0 | 1088 | 6.941 | 7.662 | 0.720 |
| 0 | 1106 | 7.062 | 6.481 | -0.581 |
| 3 | 817 | 7.017 | 7.470 | 0.453 |
| 3 | 825 | 7.235 | 7.703 | 0.467 |
| 3 | 833 | 6.734 | 6.791 | 0.056 |
| 4 | 847 | 7.060 | 6.946 | -0.113 |
| 4 | 645 | 7.069 | 7.805 | 0.735 |
| 4 | 788 | 7.961 | 7.806 | -0.155 |
| 5 | 959 | 7.310 | 7.434 | 0.123 |
| 5 | 991 | 6.664 | 6.689 | 0.025 |
| 5 | 1000 | 6.884 | 6.914 | 0.030 |
| 5 | 1011 | 6.950 | 7.258 | 0.308 |
| 5 | 1087 | 7.191 | 7.216 | 0.025 |
| 5 | 1097 | 7.038 | 7.332 | 0.293 |
| 10 | 180 | 7.190 | 7.360 | 0.170 |
| 10 | 236 | 7.127 | 7.179 | 0.052 |
| 10 | 246 | 7.422 | 6.878 | -0.544 |
| 12 | 190 | 6.814 | 6.817 | 0.003 |
| 12 | 266 | 7.044 | 7.029 | -0.015 |
| 12 | 308 | 6.887 | 7.551 | 0.664 |
| 15 | 848 | 7.511 | 7.212 | -0.299 |
| 15 | 878 | 6.690 | 7.421 | 0.731 |
| 15 | 880 | 7.962 | 8.033 | 0.071 |
| 15 | 942 | 7.566 | 8.245 | 0.679 |
| 15 | 947 | 7.185 | 7.773 | 0.588 |
| 15 | 962 | 6.766 | 6.838 | 0.072 |
| 30 | 1141 | 7.464 | 7.381 | -0.083 |
| 30 | 1242 | 6.719 | 6.945 | 0.226 |
| 30 | 1417 | 7.175 | 6.790 | -0.384 |
| 32 | 1126 | 6.948 | 6.333 | -0.615 |
| 32 | 1165 | 6.896 | 6.923 | 0.027 |
| 32 | 1300 | 7.350 | 6.528 | -0.822 |
| 35 | 376 | 7.372 | 6.734 | -0.639 |
| 35 | 405 | 7.070 | 7.125 | 0.055 |
| 35 | 425 | 7.328 | 6.831 | -0.497 |
| 35 | 492 | 7.107 | 7.304 | 0.196 |
| 35 | 501 | 7.218 | 7.213 | -0.004 |
| 35 | 521 | 6.891 | 7.570 | 0.679 |
| 50 | 300 | 7.187 | 6.535 | -0.652 |
| 50 | 756 | 6.975 | 6.145 | -0.830 |
| 50 | 1100 | 7.122 | 7.081 | -0.042 |
| 52 | 451 | 6.845 | 7.181 | 0.336 |
| 52 | 587 | 7.866 | 6.783 | -1.083 |
| 52 | 956 | 7.174 | 6.858 | -0.316 |
| 55 | 198 | 7.083 | 6.770 | -0.313 |
| 55 | 220 | 6.938 | 6.923 | -0.015 |
| 55 | 665 | 7.694 | 7.230 | -0.464 |
| 55 | 818 | 7.236 | 7.013 | -0.223 |
| 55 | 1057 | 7.232 | 6.636 | -0.596 |
| 55 | 1137 | 6.498 | 7.007 | 0.509 |
| 100 | 448 | 7.256 | 6.592 | -0.664 |
| 100 | 938 | 7.654 | 6.933 | -0.720 |
| 100 | 1051 | 7.266 | 6.063 | -1.203 |
| 102 | 921 | 7.404 | 6.600 | -0.804 |
| 102 | 1113 | 6.695 | 6.249 | -0.446 |
| 102 | 1234 | 6.911 | 5.576 | -1.335 |
| 105 | 194 | 7.376 | 6.561 | -0.815 |
| 105 | 367 | 6.758 | 5.706 | -1.052 |
| 105 | 440 | 6.580 | 6.247 | -0.333 |
| 105 | 477 | 6.833 | 6.863 | 0.030 |
| 105 | 556 | 7.261 | 6.764 | -0.497 |
| 105 | 1213 | 6.850 | 6.850 | 0.000 |
| | Max | 7.962 | 8.245 | 0.735 |
| | Average | 7.120 | 6.977 | -0.143 |
| | Min | 6.498 | 5.576 | -1.335 |
| | Std Dev | 0.317 | 0.513 | 0.509 |

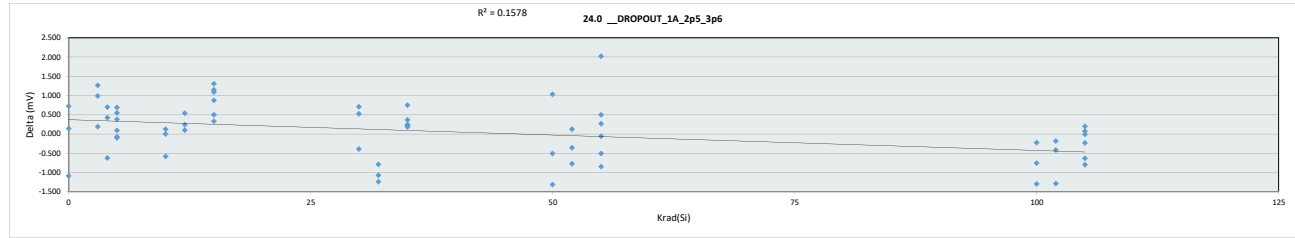


| 24.16_DROPOUT_500mA_2p5 | | | | | | | | | | | | | |
|-------------------------|--------|-------------|-------|-----------|--|--|--|--|--|--|--|--|--|
| Test Site | Tester | Test Number | Unit | Max Limit | | | | | | | | | |
| | | | mV | 60 | | | | | | | | | |
| | | | mV | 60 | | | | | | | | | |
| LL | Min | Average | Max | UL | | | | | | | | | |
| | 6.481 | 7.006 | 7.662 | 60.000 | | | | | | | | | |
| | 6.791 | 7.321 | 7.703 | 60.000 | | | | | | | | | |
| | 6.946 | 7.519 | 7.806 | 60.000 | | | | | | | | | |
| | 6.689 | 7.141 | 7.434 | 60.000 | | | | | | | | | |
| | 6.878 | 7.139 | 7.360 | 60.000 | | | | | | | | | |
| | 6.817 | 7.132 | 7.551 | 60.000 | | | | | | | | | |
| | 6.838 | 7.587 | 8.245 | 60.000 | | | | | | | | | |
| | 6.790 | 7.039 | 7.381 | 60.000 | | | | | | | | | |
| | 6.333 | 6.595 | 6.923 | 60.000 | | | | | | | | | |
| | 6.734 | 7.129 | 7.570 | 60.000 | | | | | | | | | |
| | 6.145 | 6.587 | 7.081 | 60.000 | | | | | | | | | |
| | 6.783 | 6.941 | 7.181 | 60.000 | | | | | | | | | |
| | 6.636 | 6.930 | 7.230 | 60.000 | | | | | | | | | |
| | 6.063 | 6.530 | 6.934 | 60.000 | | | | | | | | | |
| | 5.576 | 6.142 | 6.600 | 60.000 | | | | | | | | | |
| | 5.706 | 6.498 | 6.863 | 60.000 | | | | | | | | | |

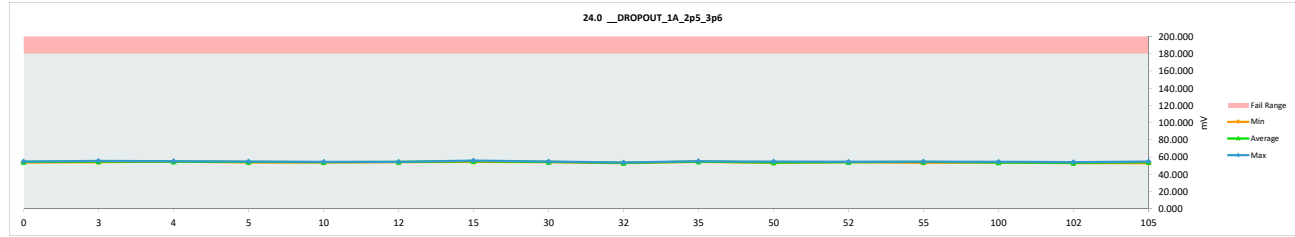


HDR TID Report
TPS7H3302-SP QML CALSS P

| 24.0 __DROPOUT_1A_2p5_3p6 | | | | |
|---------------------------|--------|-------------|--------|-----------|
| Test Site | Tester | Test Number | Unit | Max Limit |
| 0 | 775 | 53.897 | 54.618 | 0.721 |
| 0 | 1088 | 54.625 | 54.765 | 0.140 |
| 0 | 1106 | 54.844 | 53.754 | -1.090 |
| 3 | 817 | 54.147 | 55.139 | 0.992 |
| 3 | 825 | 54.297 | 55.557 | 1.260 |
| 3 | 833 | 54.064 | 54.252 | 0.188 |
| 4 | 847 | 54.023 | 54.717 | 0.694 |
| 4 | 645 | 54.173 | 54.599 | 0.426 |
| 4 | 788 | 55.943 | 55.320 | -0.622 |
| 5 | 959 | 54.938 | 55.031 | 0.093 |
| 5 | 991 | 53.782 | 53.709 | -0.073 |
| 5 | 1000 | 54.470 | 54.372 | -0.098 |
| 5 | 1011 | 54.098 | 54.787 | 0.689 |
| 5 | 1087 | 54.339 | 54.719 | 0.380 |
| 5 | 1097 | 54.213 | 54.763 | 0.549 |
| 10 | 180 | 54.407 | 54.407 | 0.000 |
| 10 | 236 | 54.147 | 54.267 | 0.120 |
| 10 | 246 | 54.481 | 53.898 | -0.582 |
| 12 | 190 | 53.890 | 54.429 | 0.539 |
| 12 | 266 | 53.993 | 54.091 | 0.098 |
| 12 | 308 | 54.390 | 54.628 | 0.238 |
| 15 | 848 | 54.433 | 54.768 | 0.335 |
| 15 | 878 | 53.570 | 54.879 | 1.308 |
| 15 | 880 | 54.982 | 56.072 | 1.090 |
| 15 | 942 | 54.598 | 55.748 | 1.150 |
| 15 | 947 | 54.602 | 55.472 | 0.871 |
| 15 | 962 | 54.054 | 54.552 | 0.498 |
| 30 | 1141 | 54.299 | 55.008 | 0.709 |
| 30 | 1242 | 53.739 | 54.263 | 0.524 |
| 30 | 1417 | 54.817 | 54.421 | -0.396 |
| 32 | 1126 | 54.576 | 53.338 | -1.238 |
| 32 | 1165 | 54.580 | 53.788 | -0.792 |
| 32 | 1300 | 54.242 | 53.167 | -1.075 |
| 35 | 376 | 54.193 | 54.558 | 0.365 |
| 35 | 405 | 54.644 | 55.390 | 0.746 |
| 35 | 425 | 54.307 | 54.488 | 0.181 |
| 35 | 492 | 54.252 | 54.478 | 0.226 |
| 35 | 501 | 54.238 | 54.474 | 0.237 |
| 35 | 521 | 54.575 | 54.813 | 0.238 |
| 50 | 300 | 54.050 | 53.540 | -0.509 |
| 50 | 756 | 54.505 | 53.192 | -1.313 |
| 50 | 1100 | 53.973 | 55.003 | 1.030 |
| 52 | 451 | 53.892 | 54.017 | 0.125 |
| 52 | 587 | 54.717 | 53.943 | -0.774 |
| 52 | 956 | 54.900 | 54.542 | -0.358 |
| 55 | 198 | 53.522 | 53.466 | -0.057 |
| 55 | 220 | 54.524 | 54.014 | -0.509 |
| 55 | 665 | 55.549 | 54.703 | -0.846 |
| 55 | 818 | 54.257 | 54.754 | 0.497 |
| 55 | 1057 | 53.969 | 54.237 | 0.268 |
| 55 | 1137 | 52.896 | 54.918 | 2.022 |
| 100 | 448 | 54.348 | 53.586 | -0.762 |
| 100 | 938 | 54.686 | 54.463 | -0.223 |
| 100 | 1051 | 54.853 | 53.551 | -1.301 |
| 102 | 921 | 54.466 | 54.285 | -0.182 |
| 102 | 1113 | 53.701 | 53.284 | -0.416 |
| 102 | 1234 | 54.056 | 52.766 | -1.290 |
| 105 | 194 | 54.921 | 54.909 | -0.012 |
| 105 | 367 | 53.877 | 53.081 | -0.796 |
| 105 | 440 | 53.514 | 53.279 | -0.235 |
| 105 | 477 | 54.378 | 54.449 | 0.071 |
| 105 | 556 | 55.100 | 54.463 | -0.637 |
| 105 | 1213 | 54.365 | 54.561 | 0.196 |
| Max | | 55.943 | 56.072 | 2.022 |
| Average | | 54.331 | 54.389 | 0.058 |
| Min | | 52.896 | 52.766 | -1.313 |
| Std Dev | | 0.486 | 0.684 | 0.716 |

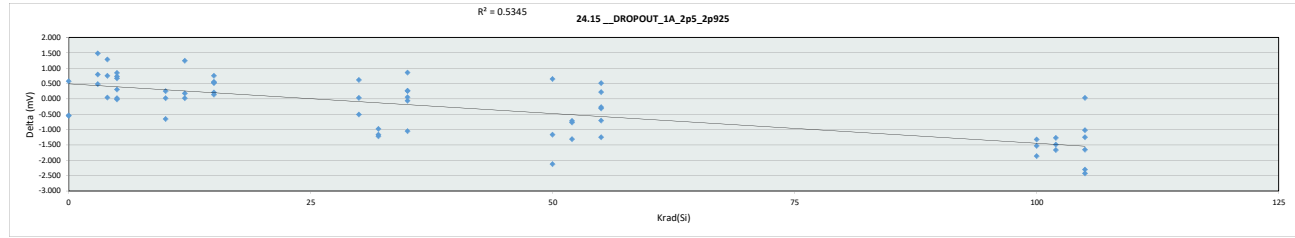


| 24.0 __DROPOUT_1A_2p5_3p6 | | | | | | | | | | | | | | | | | | | | |
|---------------------------|---------|-------------|---------|-----------|-----------|---------|---------|---------|---------|---------|---------|---------|---------|---------|---------|---------|----|-----|-----|-----|
| Test Site | Tester | Test Number | Unit | Max Limit | Min Limit | | | | | | | | | | | | | | | |
| 0 | | | mV | 180 | | | | | | | | | | | | | | | | |
| 3 | | | mV | | | | | | | | | | | | | | | | | |
| Krad(S) | LL | Min | Average | Max | UL | 3 | 4 | 5 | 10 | 12 | 15 | 30 | 32 | 35 | 50 | 52 | 55 | 100 | 102 | 105 |
| | 53.754 | 54.252 | 54.599 | 53.709 | 53.899 | 54.091 | 54.552 | 54.263 | 53.167 | 54.474 | 53.192 | 53.943 | 53.466 | 53.551 | 52.766 | 53.081 | | | | |
| | 54.379 | 54.983 | 54.879 | 54.564 | 54.191 | 54.383 | 55.248 | 54.564 | 53.431 | 54.700 | 53.912 | 54.167 | 54.349 | 53.867 | 53.445 | 54.124 | | | | |
| | 54.765 | 55.557 | 55.320 | 55.031 | 54.407 | 54.628 | 56.072 | 55.008 | 53.788 | 55.390 | 55.003 | 54.543 | 54.918 | 54.463 | 54.285 | 54.909 | | | | |
| | 180.000 | 180.000 | 180.000 | 180.000 | 180.000 | 180.000 | 180.000 | 180.000 | 180.000 | 180.000 | 180.000 | 180.000 | 180.000 | 180.000 | 180.000 | 180.000 | | | | |



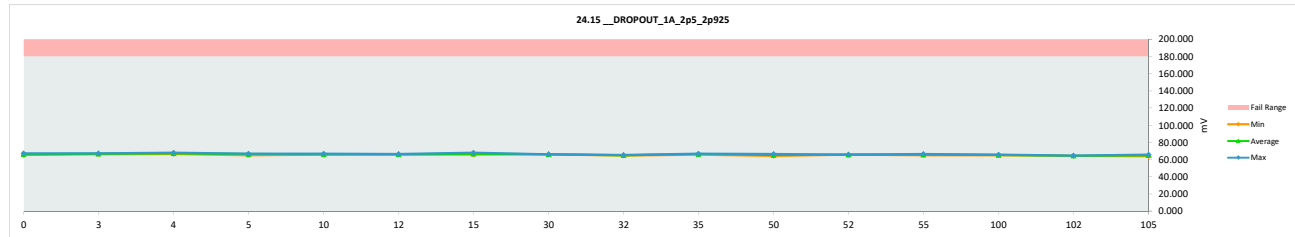
HDR TID Report
TPS7H3302-SP QML CALSS P

| 24.15 _DROPOUT_1A_2p5_2p925 | | | | |
|-----------------------------|--------|-------------|--------|-----------|
| Test Site | Tester | Test Number | Unit | Max Limit |
| 0 | 775 | 66.190 | 65.651 | -0.539 |
| 0 | 1088 | 66.549 | 67.130 | 0.581 |
| 0 | 1106 | 66.017 | 65.466 | -0.551 |
| 3 | 817 | 65.550 | 67.036 | 1.486 |
| 3 | 825 | 66.575 | 67.367 | 0.792 |
| 3 | 833 | 65.995 | 66.078 | 0.483 |
| 4 | 547 | 65.709 | 66.460 | 0.750 |
| 4 | 645 | 65.999 | 67.288 | 1.290 |
| 4 | 788 | 67.825 | 67.870 | 0.045 |
| 5 | 959 | 66.835 | 66.815 | -0.020 |
| 5 | 991 | 64.876 | 64.898 | 0.022 |
| 5 | 1000 | 65.689 | 66.424 | 0.736 |
| 5 | 1011 | 65.981 | 66.655 | 0.674 |
| 5 | 1087 | 66.478 | 66.786 | 0.308 |
| 5 | 1097 | 65.842 | 66.687 | 0.844 |
| 10 | 180 | 66.108 | 66.134 | 0.027 |
| 10 | 236 | 66.512 | 66.760 | 0.248 |
| 10 | 246 | 66.336 | 65.683 | -0.654 |
| 12 | 190 | 65.165 | 66.410 | 1.245 |
| 12 | 266 | 65.792 | 65.818 | 0.027 |
| 12 | 308 | 66.242 | 66.427 | 0.185 |
| 15 | 848 | 66.685 | 66.892 | 0.207 |
| 15 | 878 | 66.060 | 66.579 | 0.519 |
| 15 | 880 | 67.358 | 68.082 | 0.524 |
| 15 | 942 | 66.370 | 66.921 | 0.551 |
| 15 | 947 | 66.639 | 67.396 | 0.757 |
| 15 | 962 | 65.710 | 65.853 | 0.143 |
| 30 | 1141 | 66.197 | 66.227 | 0.030 |
| 30 | 1242 | 65.466 | 66.089 | 0.622 |
| 30 | 1417 | 66.530 | 66.021 | -0.509 |
| 32 | 1126 | 65.666 | 64.500 | -1.166 |
| 32 | 1165 | 66.180 | 65.203 | -0.977 |
| 32 | 1300 | 66.392 | 65.174 | -1.218 |
| 35 | 376 | 66.769 | 65.719 | -1.050 |
| 35 | 405 | 66.357 | 66.620 | 0.263 |
| 35 | 425 | 66.246 | 66.299 | 0.053 |
| 35 | 492 | 65.911 | 66.772 | 0.860 |
| 35 | 501 | 66.135 | 66.674 | -0.061 |
| 35 | 521 | 66.401 | 66.669 | 0.268 |
| 50 | 300 | 65.947 | 64.785 | -1.161 |
| 50 | 756 | 66.417 | 64.297 | -2.120 |
| 50 | 1100 | 65.927 | 66.576 | 0.649 |
| 52 | 451 | 66.596 | 65.831 | -0.765 |
| 52 | 587 | 67.052 | 65.742 | -1.310 |
| 52 | 956 | 66.586 | 65.874 | -0.712 |
| 55 | 198 | 65.348 | 65.038 | -0.310 |
| 55 | 220 | 66.278 | 65.033 | -1.245 |
| 55 | 665 | 67.163 | 66.457 | -0.706 |
| 55 | 818 | 66.237 | 65.973 | -0.265 |
| 55 | 1057 | 65.908 | 66.134 | 0.227 |
| 55 | 1137 | 65.401 | 65.910 | 0.509 |
| 100 | 448 | 66.513 | 64.986 | -1.528 |
| 100 | 938 | 67.107 | 65.791 | -1.316 |
| 100 | 1051 | 66.776 | 64.909 | -1.867 |
| 102 | 921 | 65.982 | 64.711 | -1.271 |
| 102 | 1113 | 66.179 | 64.518 | -1.661 |
| 102 | 1234 | 65.670 | 64.181 | -1.489 |
| 105 | 194 | 67.426 | 65.124 | -2.302 |
| 105 | 367 | 65.604 | 64.582 | -1.022 |
| 105 | 440 | 65.452 | 63.803 | -1.649 |
| 105 | 477 | 66.218 | 64.974 | -1.245 |
| 105 | 556 | 67.522 | 65.100 | -2.422 |
| 105 | 1213 | 65.553 | 65.583 | 0.030 |
| Max | | 67.825 | 68.082 | 1.486 |
| Average | | 66.222 | 65.950 | -0.272 |
| Min | | 64.876 | 63.803 | -2.422 |
| Std Dev | | 0.593 | 0.933 | 0.947 |



| 24.15 _DROPOUT_1A_2p5_2p925 | | | | |
|-----------------------------|--------|-------------|--------|-----------|
| Test Site | Tester | Test Number | Unit | Max Limit |
| 0 | 180 | 66.108 | 66.134 | 0.027 |
| 3 | 817 | 65.550 | 67.036 | 1.486 |

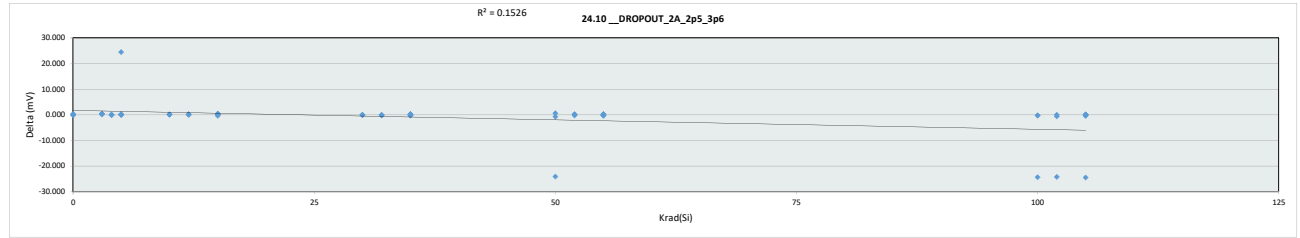
| Krad(S) | 0 | 3 | 4 | 5 | 10 | 12 | 15 | 30 | 32 | 35 | 50 | 52 | 55 | 100 | 102 | 105 |
|---------|---------|---------|---------|---------|---------|---------|---------|---------|---------|---------|---------|---------|---------|---------|---------|---------|
| LL | 65.466 | 66.078 | 66.460 | 64.898 | 65.683 | 65.818 | 65.853 | 66.021 | 64.500 | 65.719 | 64.297 | 65.742 | 65.033 | 64.909 | 64.181 | 63.803 |
| Min | 65.466 | 66.078 | 66.460 | 64.898 | 65.683 | 65.818 | 65.853 | 66.021 | 64.500 | 65.719 | 64.297 | 65.742 | 65.033 | 64.909 | 64.181 | 63.803 |
| Average | 66.083 | 66.827 | 67.206 | 66.377 | 66.192 | 66.218 | 66.954 | 66.112 | 64.959 | 66.359 | 65.219 | 65.816 | 65.758 | 65.229 | 64.470 | 64.861 |
| Max | 67.130 | 67.367 | 67.870 | 66.815 | 66.760 | 66.427 | 68.082 | 66.227 | 65.203 | 66.772 | 66.576 | 65.874 | 66.457 | 65.791 | 64.711 | 65.583 |
| UL | 180.000 | 180.000 | 180.000 | 180.000 | 180.000 | 180.000 | 180.000 | 180.000 | 180.000 | 180.000 | 180.000 | 180.000 | 180.000 | 180.000 | 180.000 | 180.000 |



HDR TID Report
TPS7H3302-SP QML CALSS P

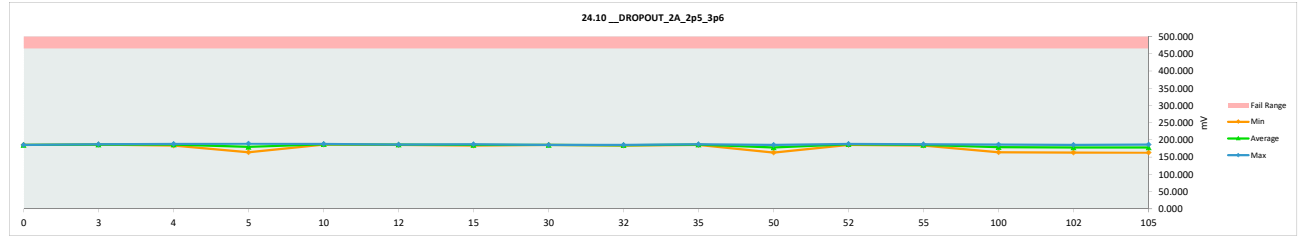
| 24.10 __DROPOUT_2A_2p5_3p6 | | | |
|----------------------------|-----|-----|--|
| Test Site | | | |
| Tester | | | |
| Test Number | | | |
| Unit | mV | mV | |
| Max Limit | 465 | 465 | |
| Min Limit | | | |

| Krad(Si) | Serial # | PRE | POST | Delta |
|----------|----------|---------|---------|---------|
| 0 | 775 | 185.848 | 185.905 | 0.056 |
| 0 | 1088 | 185.049 | 185.373 | 0.325 |
| 0 | 1106 | 185.436 | 185.154 | -0.283 |
| 3 | 817 | 186.679 | 187.018 | 0.340 |
| 3 | 825 | 186.191 | 186.644 | 0.453 |
| 3 | 833 | 186.596 | 186.739 | 0.143 |
| 4 | 847 | 187.785 | 187.898 | 0.113 |
| 4 | 645 | 187.255 | 187.202 | -0.053 |
| 4 | 788 | 183.778 | 183.680 | -0.098 |
| 5 | 959 | 187.074 | 187.125 | 0.051 |
| 5 | 991 | 164.492 | 164.528 | 0.036 |
| 5 | 1000 | 165.164 | 165.134 | -0.030 |
| 5 | 1011 | 164.268 | 188.745 | 24.477 |
| 5 | 1087 | 185.442 | 185.621 | 0.179 |
| 5 | 1097 | 185.768 | 185.793 | 0.025 |
| 10 | 180 | 186.516 | 186.655 | 0.140 |
| 10 | 236 | 186.268 | 186.331 | 0.063 |
| 10 | 246 | 187.805 | 187.871 | 0.066 |
| 12 | 190 | 185.487 | 185.671 | 0.185 |
| 12 | 266 | 186.438 | 186.592 | 0.155 |
| 12 | 308 | 186.168 | 186.183 | 0.015 |
| 15 | 848 | 184.234 | 184.399 | 0.165 |
| 15 | 878 | 187.513 | 187.607 | 0.093 |
| 15 | 880 | 185.050 | 184.997 | -0.053 |
| 15 | 942 | 186.070 | 186.311 | 0.241 |
| 15 | 947 | 186.734 | 187.197 | 0.462 |
| 15 | 962 | 183.742 | 183.349 | -0.393 |
| 30 | 1141 | 185.148 | 185.148 | 0.000 |
| 30 | 1242 | 185.520 | 185.463 | -0.057 |
| 30 | 1417 | 185.297 | 185.142 | -0.155 |
| 32 | 1126 | 185.976 | 185.896 | -0.080 |
| 32 | 1165 | 184.464 | 184.226 | -0.238 |
| 32 | 1300 | 183.590 | 183.492 | -0.098 |
| 35 | 376 | 185.650 | 185.335 | -0.315 |
| 35 | 405 | 186.494 | 186.266 | -0.228 |
| 35 | 425 | 185.945 | 186.183 | 0.238 |
| 35 | 492 | 186.301 | 186.501 | 0.200 |
| 35 | 501 | 185.227 | 185.252 | 0.025 |
| 35 | 521 | 187.164 | 187.387 | 0.223 |
| 50 | 300 | 187.275 | 163.171 | -24.104 |
| 50 | 756 | 186.188 | 185.440 | -0.747 |
| 50 | 1100 | 184.879 | 185.427 | 0.548 |
| 52 | 451 | 185.292 | 185.515 | 0.223 |
| 52 | 587 | 187.332 | 187.097 | -0.235 |
| 52 | 956 | 187.983 | 188.093 | 0.110 |
| 55 | 198 | 185.613 | 185.375 | -0.238 |
| 55 | 220 | 187.207 | 186.927 | -0.280 |
| 55 | 665 | 186.820 | 186.752 | -0.068 |
| 55 | 818 | 186.517 | 186.253 | -0.265 |
| 55 | 1057 | 183.770 | 183.966 | 0.196 |
| 55 | 1137 | 184.466 | 184.734 | 0.268 |
| 100 | 448 | 188.589 | 164.280 | -24.309 |
| 100 | 938 | 186.241 | 185.905 | -0.336 |
| 100 | 1051 | 186.646 | 186.321 | -0.325 |
| 102 | 921 | 185.881 | 185.825 | -0.057 |
| 102 | 1113 | 185.836 | 185.206 | -0.631 |
| 102 | 1234 | 187.180 | 162.948 | -24.232 |
| 105 | 194 | 186.235 | 185.815 | -0.420 |
| 105 | 367 | 163.296 | 163.349 | 0.053 |
| 105 | 440 | 187.260 | 162.797 | -24.464 |
| 105 | 477 | 185.382 | 185.298 | -0.083 |
| 105 | 556 | 185.863 | 185.637 | -0.226 |
| 105 | 1213 | 185.976 | 186.075 | 0.098 |
| | Max | 188.589 | 188.745 | 24.477 |
| | Average | 184.656 | 183.496 | -1.161 |
| | Min | 163.296 | 162.797 | -24.464 |
| | Std Dev | 5.450 | 7.126 | 6.810 |



| 24.10 __DROPOUT_2A_2p5_3p6 | | | |
|----------------------------|-----|----|--|
| Test Site | | | |
| Tester | | | |
| Test Number | | | |
| Max Limit | 465 | mV | |
| Min Limit | | mV | |

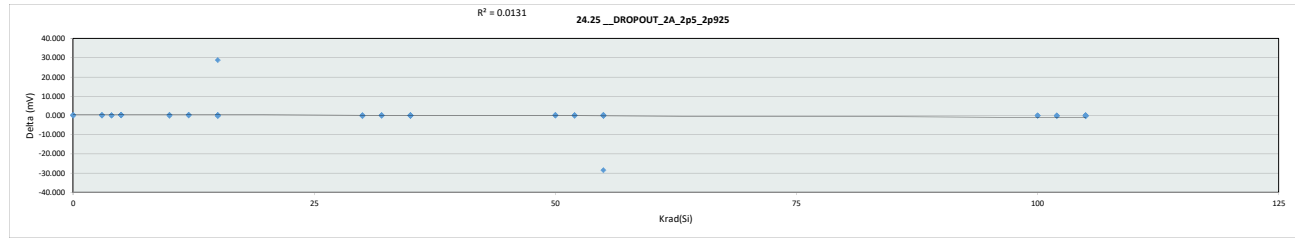
| Krad(Si) | 0 | 3 | 4 | 5 | 10 | 12 | 15 | 30 | 32 | 35 | 50 | 52 | 55 | 100 | 102 | 105 |
|----------|---------|---------|---------|---------|---------|---------|---------|---------|---------|---------|---------|---------|---------|---------|---------|---------|
| LL | | | | | | | | | | | | | | | | |
| Min | 185.154 | 186.644 | 183.680 | 164.528 | 186.331 | 185.671 | 183.349 | 185.142 | 183.492 | 185.252 | 163.171 | 185.515 | 183.966 | 164.280 | 162.948 | 162.797 |
| Average | 185.477 | 186.800 | 186.260 | 179.491 | 186.953 | 186.149 | 185.643 | 185.251 | 184.538 | 186.154 | 178.013 | 186.902 | 185.668 | 178.835 | 177.993 | 178.162 |
| Max | 185.905 | 187.018 | 187.898 | 188.745 | 187.871 | 186.592 | 187.607 | 185.463 | 185.896 | 187.387 | 185.440 | 188.093 | 186.927 | 186.321 | 185.825 | 186.075 |
| UL | 465.000 | 465.000 | 465.000 | 465.000 | 465.000 | 465.000 | 465.000 | 465.000 | 465.000 | 465.000 | 465.000 | 465.000 | 465.000 | 465.000 | 465.000 | 465.000 |



HDR TID Report
TPS7H3302-SP QML CALSS P

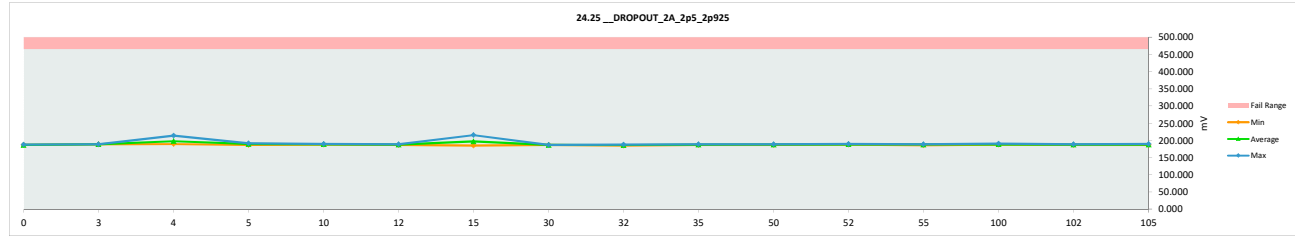
| 24.25_DROPOUT_2A_2p5_2p925 | | | |
|----------------------------|-----|-----|--|
| Test Site | | | |
| Tester | | | |
| Test Number | | | |
| Unit | mV | mV | |
| Max Limit | 465 | 465 | |
| Min Limit | | | |

| Krad(Si) | Serial # | PRE | POST | Delta |
|----------|----------|---------|---------|---------|
| 0 | 775 | 187.579 | 187.760 | 0.181 |
| 0 | 1088 | 186.719 | 186.931 | 0.211 |
| 0 | 1106 | 186.813 | 186.669 | -0.143 |
| 3 | 817 | 188.380 | 188.338 | -0.042 |
| 3 | 825 | 187.963 | 188.189 | 0.226 |
| 3 | 833 | 188.338 | 188.228 | -0.110 |
| 4 | 547 | 189.429 | 189.485 | 0.057 |
| 4 | 645 | 189.069 | 189.084 | 0.015 |
| 4 | 788 | 214.219 | 214.106 | -0.113 |
| 5 | 959 | 188.604 | 188.796 | 0.191 |
| 5 | 991 | 190.180 | 190.273 | 0.093 |
| 5 | 1000 | 191.105 | 191.290 | 0.185 |
| 5 | 1011 | 190.394 | 190.616 | 0.221 |
| 5 | 1087 | 186.791 | 187.024 | 0.233 |
| 5 | 1097 | 187.272 | 187.607 | 0.334 |
| 10 | 180 | 188.270 | 188.073 | -0.196 |
| 10 | 236 | 187.757 | 188.076 | 0.319 |
| 10 | 246 | 189.449 | 189.557 | 0.108 |
| 12 | 190 | 186.878 | 187.161 | 0.283 |
| 12 | 266 | 188.251 | 188.153 | -0.098 |
| 12 | 308 | 187.642 | 187.868 | 0.226 |
| 15 | 848 | 185.652 | 214.331 | 28.679 |
| 15 | 878 | 189.029 | 189.069 | 0.040 |
| 15 | 880 | 215.140 | 215.253 | 0.113 |
| 15 | 942 | 187.642 | 187.770 | 0.128 |
| 15 | 947 | 188.789 | 188.954 | 0.165 |
| 15 | 962 | 185.469 | 185.148 | -0.321 |
| 30 | 1141 | 186.495 | 186.495 | 0.000 |
| 30 | 1242 | 186.741 | 186.938 | 0.197 |
| 30 | 1417 | 186.982 | 186.560 | -0.423 |
| 32 | 1126 | 187.549 | 187.654 | 0.105 |
| 32 | 1165 | 185.940 | 185.700 | -0.140 |
| 32 | 1300 | 185.091 | 185.148 | 0.057 |
| 35 | 376 | 186.954 | 186.824 | -0.130 |
| 35 | 405 | 187.968 | 187.684 | -0.285 |
| 35 | 425 | 187.657 | 187.714 | 0.057 |
| 35 | 492 | 187.877 | 188.031 | 0.155 |
| 35 | 501 | 187.041 | 186.896 | -0.145 |
| 35 | 521 | 188.947 | 189.046 | 0.098 |
| 50 | 300 | 189.089 | 189.003 | -0.086 |
| 50 | 756 | 187.451 | 187.451 | 0.000 |
| 50 | 1100 | 186.621 | 186.859 | 0.238 |
| 52 | 451 | 187.302 | 187.359 | 0.057 |
| 52 | 587 | 188.991 | 188.824 | -0.167 |
| 52 | 956 | 189.699 | 189.835 | 0.137 |
| 55 | 198 | 187.359 | 187.302 | -0.057 |
| 55 | 220 | 188.699 | 188.613 | -0.086 |
| 55 | 665 | 188.423 | 188.200 | -0.223 |
| 55 | 818 | 188.093 | 187.855 | -0.238 |
| 55 | 1057 | 214.366 | 185.807 | -28.559 |
| 55 | 1137 | 186.024 | 186.363 | 0.339 |
| 100 | 448 | 190.475 | 190.460 | -0.015 |
| 100 | 938 | 187.900 | 187.829 | -0.071 |
| 100 | 1051 | 188.078 | 187.950 | -0.128 |
| 102 | 921 | 187.495 | 187.469 | -0.027 |
| 102 | 1113 | 187.269 | 186.906 | -0.363 |
| 102 | 1234 | 188.768 | 188.765 | -0.003 |
| 105 | 194 | 187.894 | 187.799 | -0.095 |
| 105 | 367 | 189.014 | 189.223 | 0.208 |
| 105 | 440 | 188.878 | 188.443 | -0.434 |
| 105 | 477 | 187.026 | 186.701 | -0.325 |
| 105 | 556 | 187.507 | 187.421 | -0.086 |
| 105 | 1213 | 187.620 | 187.590 | -0.030 |
| | Max | 215.140 | 215.253 | 28.679 |
| | Average | 189.175 | 189.183 | 0.008 |
| | Min | 185.091 | 185.148 | -28.559 |
| | Std Dev | 5.852 | 5.854 | 5.144 |



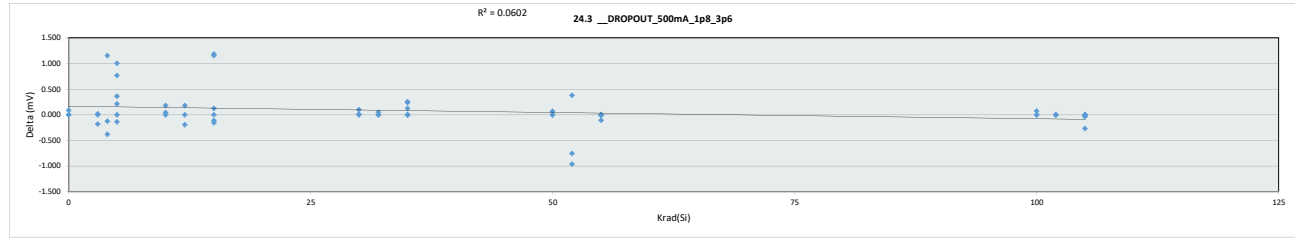
| 24.25_DROPOUT_2A_2p5_2p925 | | | |
|----------------------------|-----|----|--|
| Test Site | | | |
| Tester | | | |
| Test Number | | | |
| Max Limit | 465 | mV | |
| Min Limit | | mV | |

| Krad(Si) | 0 | 3 | 4 | 5 | 10 | 12 | 15 | 30 | 32 | 35 | 50 | 52 | 55 | 100 | 102 | 105 |
|----------|---------|---------|---------|---------|---------|---------|---------|---------|---------|---------|---------|---------|---------|---------|---------|---------|
| LL | | | | | | | | | | | | | | | | |
| Min | 186.669 | 188.190 | 189.084 | 187.024 | 188.073 | 187.161 | 185.148 | 186.495 | 185.148 | 186.824 | 186.859 | 187.359 | 185.807 | 187.829 | 186.906 | 186.701 |
| Average | 187.120 | 188.252 | 197.558 | 189.268 | 188.569 | 187.727 | 196.754 | 186.664 | 186.167 | 187.699 | 187.771 | 188.673 | 187.357 | 188.746 | 187.713 | 187.863 |
| Max | 187.760 | 188.338 | 214.106 | 191.290 | 189.557 | 188.153 | 215.254 | 186.938 | 187.654 | 189.046 | 189.003 | 189.835 | 188.613 | 190.460 | 188.765 | 189.223 |
| UL | 465.000 | 465.000 | 465.000 | 465.000 | 465.000 | 465.000 | 465.000 | 465.000 | 465.000 | 465.000 | 465.000 | 465.000 | 465.000 | 465.000 | 465.000 | 465.000 |

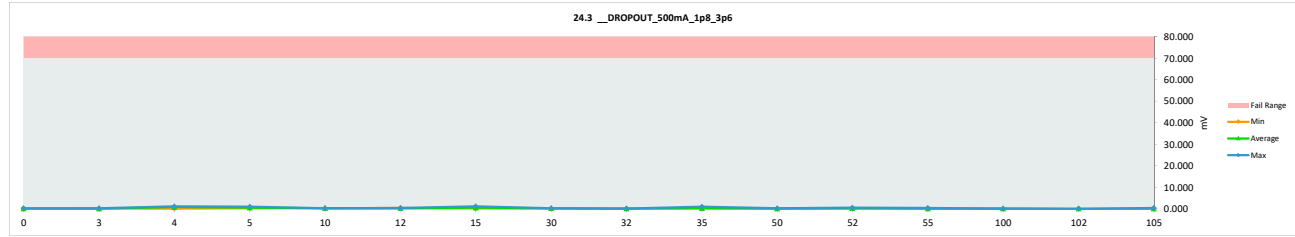


HDR TID Report
TPS7H3302-SP QML CALSS P

| 24.3 __DROPOUT_500mA_1p8_3p6 | | | | |
|------------------------------|----------|-------------|-------|-----------|
| Test Site | Tester | Test Number | Unit | Max Limit |
| | | | mV | mV |
| | | | 70 | 70 |
| | | | | |
| Krad(Si) | Serial # | PRE | POST | Delta |
| 0 | 775 | 0.000 | 0.000 | 0.000 |
| 0 | 1088 | 0.000 | 0.000 | 0.000 |
| 0 | 1106 | 0.127 | 0.211 | 0.083 |
| 3 | 817 | 0.265 | 0.280 | 0.015 |
| 3 | 825 | 0.000 | 0.000 | 0.000 |
| 3 | 833 | 0.182 | 0.000 | -0.182 |
| 4 | 547 | 0.126 | 0.000 | -0.126 |
| 4 | 645 | 0.000 | 1.154 | 1.154 |
| 4 | 788 | 1.453 | 1.072 | -0.381 |
| 5 | 959 | 0.560 | 0.923 | 0.363 |
| 5 | 991 | 0.000 | 0.000 | 0.000 |
| 5 | 1000 | 0.317 | 0.177 | -0.140 |
| 5 | 1011 | 0.000 | 1.003 | 1.003 |
| 5 | 1087 | 0.000 | 0.211 | 0.211 |
| 5 | 1097 | 0.000 | 0.767 | 0.767 |
| 10 | 180 | 0.253 | 0.295 | 0.042 |
| 10 | 236 | 0.000 | 0.000 | 0.000 |
| 10 | 246 | 0.004 | 0.182 | 0.178 |
| 12 | 190 | 0.559 | 0.362 | -0.196 |
| 12 | 266 | 0.208 | 0.390 | 0.182 |
| 12 | 308 | 0.000 | 0.000 | 0.000 |
| 15 | 848 | 0.406 | 0.531 | 0.125 |
| 15 | 878 | 0.000 | 0.000 | 0.000 |
| 15 | 880 | 0.000 | 1.156 | 1.156 |
| 15 | 942 | 0.000 | 1.183 | 1.183 |
| 15 | 947 | 0.714 | 0.598 | -0.116 |
| 15 | 962 | 0.160 | 0.005 | -0.155 |
| 30 | 1141 | 0.000 | 0.000 | 0.000 |
| 30 | 1242 | 0.181 | 0.193 | 0.012 |
| 30 | 1417 | 0.184 | 0.282 | 0.098 |
| 32 | 1126 | 0.000 | 0.000 | 0.000 |
| 32 | 1165 | 0.000 | 0.000 | 0.000 |
| 32 | 1300 | 0.000 | 0.047 | 0.047 |
| 35 | 376 | 0.071 | 0.196 | 0.125 |
| 35 | 405 | 0.000 | 0.000 | 0.000 |
| 35 | 425 | 0.000 | 0.000 | 0.000 |
| 35 | 492 | 0.000 | 0.000 | 0.000 |
| 35 | 501 | 0.116 | 0.351 | 0.235 |
| 35 | 521 | 0.779 | 1.032 | 0.253 |
| 50 | 300 | 0.000 | 0.000 | 0.000 |
| 50 | 756 | 0.000 | 0.000 | 0.000 |
| 50 | 1100 | 0.104 | 0.172 | 0.068 |
| 52 | 451 | 0.758 | 0.000 | -0.758 |
| 52 | 587 | 0.961 | 0.000 | -0.961 |
| 52 | 956 | 0.168 | 0.545 | 0.378 |
| 55 | 198 | 0.000 | 0.000 | 0.000 |
| 55 | 220 | 0.000 | 0.000 | 0.000 |
| 55 | 665 | 0.461 | 0.351 | -0.110 |
| 55 | 818 | 0.000 | 0.000 | 0.000 |
| 55 | 1057 | 0.270 | 0.255 | -0.015 |
| 55 | 1137 | 0.000 | 0.000 | 0.000 |
| 100 | 448 | 0.000 | 0.000 | 0.000 |
| 100 | 938 | 0.000 | 0.000 | 0.000 |
| 100 | 1051 | 0.000 | 0.075 | 0.075 |
| 102 | 921 | 0.000 | 0.000 | 0.000 |
| 102 | 1113 | 0.000 | 0.000 | 0.000 |
| 102 | 1234 | 0.000 | 0.000 | 0.000 |
| 105 | 194 | 0.000 | 0.271 | -0.271 |
| 105 | 367 | 0.000 | 0.000 | 0.000 |
| 105 | 440 | 0.000 | 0.000 | 0.000 |
| 105 | 477 | 0.434 | 0.392 | -0.042 |
| 105 | 556 | 0.000 | 0.000 | 0.000 |
| 105 | 1213 | 0.000 | 0.000 | 0.000 |
| Max | | 1.453 | 1.183 | 1.183 |
| Average | | 0.160 | 0.228 | 0.068 |
| Min | | 0.000 | 0.000 | -0.961 |
| Std Dev | | 0.282 | 0.351 | 0.355 |



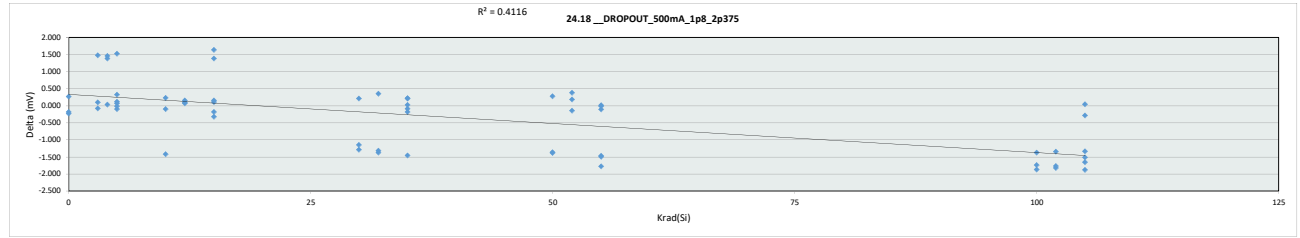
| 24.3 __DROPOUT_500mA_1p8 | | | | | | | | | | | | | | | | |
|--------------------------|--------|-------------|--------|-----------|-----------|--------|--------|--------|--------|--------|--------|--------|--------|--------|--------|--------|
| Test Site | Tester | Test Number | Unit | Max Limit | Min Limit | | | | | | | | | | | |
| | | | mV | mV | | | | | | | | | | | | |
| | | | 70 | 70 | | | | | | | | | | | | |
| Krad(Si) | 0 | 3 | 4 | 5 | 10 | 12 | 15 | 30 | 32 | 35 | 50 | 52 | 55 | 100 | 102 | 105 |
| LL | | | | | | | | | | | | | | | | |
| Min | 0.000 | 0.000 | 0.000 | 0.177 | 0.182 | 0.362 | 0.005 | 0.000 | 0.000 | 0.196 | 0.000 | 0.000 | 0.000 | 0.000 | 0.000 | 0.000 |
| Average | 0.070 | 0.093 | 0.742 | 0.513 | 0.159 | 0.251 | 0.579 | 0.158 | 0.016 | 0.263 | 0.057 | 0.182 | 0.101 | 0.025 | 0.000 | 0.065 |
| Max | 0.211 | 0.280 | 1.154 | 1.003 | 0.295 | 0.390 | 1.183 | 0.282 | 0.047 | 1.032 | 0.172 | 0.545 | 0.351 | 0.075 | 0.000 | 0.392 |
| UL | 70.000 | 70.000 | 70.000 | 70.000 | 70.000 | 70.000 | 70.000 | 70.000 | 70.000 | 70.000 | 70.000 | 70.000 | 70.000 | 70.000 | 70.000 | 70.000 |



HDR TID Report
TPS7H3302-SP QML CALSS P

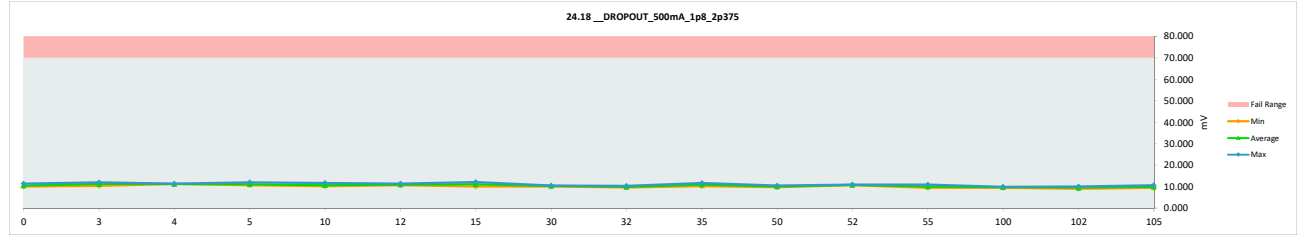
| 24.18_DROPOUT_500mA_1p8_2p375 | | | |
|-------------------------------|----|----|--|
| Test Site | | | |
| Tester | | | |
| Test Number | | | |
| Unit | mV | mV | |
| Max Limit | 70 | 70 | |
| Min Limit | | | |

| Krad(Si) | Serial # | PRE | POST | Delta |
|----------|----------|--------|--------|--------|
| 0 | 775 | 11.088 | 11.356 | 0.268 |
| 0 | 1088 | 10.342 | 10.116 | -0.226 |
| 0 | 1106 | 10.396 | 10.211 | -0.185 |
| 3 | 817 | 10.461 | 11.936 | 1.474 |
| 3 | 825 | 11.516 | 11.615 | 0.098 |
| 3 | 833 | 10.408 | 10.325 | -0.083 |
| 4 | 547 | 10.013 | 11.472 | 1.459 |
| 4 | 645 | 9.865 | 11.253 | 1.388 |
| 4 | 788 | 11.128 | 11.158 | 0.030 |
| 5 | 959 | 10.685 | 10.753 | 0.068 |
| 5 | 991 | 9.616 | 11.140 | 1.524 |
| 5 | 1000 | 10.388 | 10.713 | 0.325 |
| 5 | 1011 | 10.965 | 10.864 | -0.102 |
| 5 | 1087 | 11.885 | 12.007 | 0.122 |
| 5 | 1097 | 11.008 | 10.993 | -0.015 |
| 10 | 180 | 10.366 | 10.268 | -0.098 |
| 10 | 236 | 11.436 | 11.671 | 0.235 |
| 10 | 246 | 11.630 | 10.213 | -1.418 |
| 12 | 190 | 10.532 | 10.687 | 0.155 |
| 12 | 266 | 10.560 | 10.631 | 0.071 |
| 12 | 308 | 11.338 | 11.436 | 0.098 |
| 15 | 848 | 10.731 | 10.546 | -0.185 |
| 15 | 878 | 9.811 | 11.449 | 1.638 |
| 15 | 880 | 11.043 | 11.156 | 0.113 |
| 15 | 942 | 11.210 | 11.368 | 0.158 |
| 15 | 947 | 10.771 | 12.156 | 1.385 |
| 15 | 962 | 10.413 | 10.092 | -0.321 |
| 30 | 1141 | 11.153 | 10.006 | -1.147 |
| 30 | 1242 | 10.336 | 10.547 | 0.211 |
| 30 | 1417 | 11.712 | 10.422 | -1.290 |
| 32 | 1126 | 11.017 | 9.697 | -1.320 |
| 32 | 1165 | 10.936 | 9.563 | -1.373 |
| 32 | 1300 | 10.062 | 10.413 | 0.351 |
| 35 | 376 | 10.184 | 10.407 | 0.223 |
| 35 | 405 | 11.380 | 11.406 | 0.027 |
| 35 | 425 | 11.421 | 11.237 | -0.185 |
| 35 | 492 | 11.433 | 11.644 | 0.211 |
| 35 | 501 | 11.670 | 10.211 | -1.459 |
| 35 | 521 | 11.077 | 10.991 | -0.087 |
| 50 | 300 | 11.282 | 9.921 | -1.361 |
| 50 | 756 | 11.115 | 9.730 | -1.385 |
| 50 | 1100 | 10.203 | 10.482 | 0.280 |
| 52 | 451 | 10.699 | 10.880 | 0.181 |
| 52 | 587 | 11.033 | 10.893 | -0.140 |
| 52 | 956 | 10.323 | 10.700 | 0.378 |
| 55 | 198 | 11.178 | 9.397 | -1.781 |
| 55 | 220 | 10.964 | 9.493 | -1.471 |
| 55 | 665 | 10.646 | 10.536 | -0.110 |
| 55 | 818 | 11.505 | 10.007 | -1.498 |
| 55 | 1057 | 10.285 | 10.297 | 0.012 |
| 55 | 1137 | 11.034 | 11.019 | -0.015 |
| 100 | 448 | 11.212 | 9.476 | -1.736 |
| 100 | 938 | 11.338 | 9.965 | -1.373 |
| 100 | 1051 | 11.701 | 9.834 | -1.867 |
| 102 | 921 | 10.824 | 9.058 | -1.766 |
| 102 | 1113 | 11.202 | 9.382 | -1.819 |
| 102 | 1234 | 11.455 | 10.109 | -1.346 |
| 105 | 194 | 11.841 | 9.965 | -1.876 |
| 105 | 367 | 10.091 | 9.808 | -0.283 |
| 105 | 440 | 11.003 | 9.493 | -1.509 |
| 105 | 477 | 10.660 | 10.702 | 0.042 |
| 105 | 556 | 11.213 | 9.557 | -1.656 |
| 105 | 1213 | 11.285 | 9.953 | -1.331 |
| Max | | 11.885 | 12.156 | 1.638 |
| Average | | 10.890 | 10.552 | -0.338 |
| Min | | 9.616 | 9.058 | -1.876 |
| Std Dev | | 0.543 | 0.738 | 0.952 |



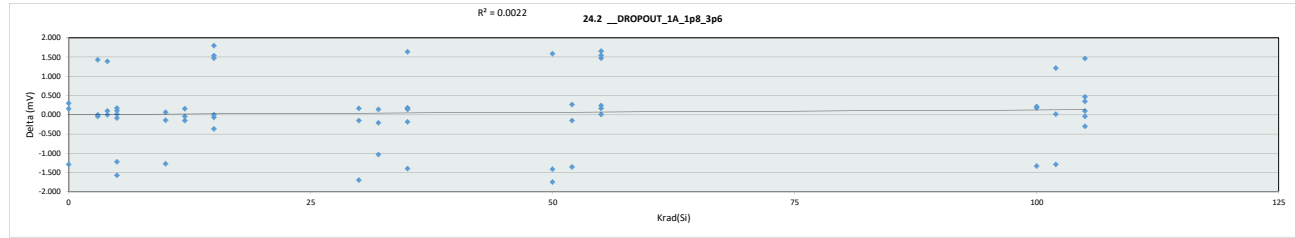
| 24.18_DROPOUT_500mA_1p8 | | | |
|-------------------------|----|----|--|
| Test Site | | | |
| Tester | | | |
| Test Number | | | |
| Max Limit | 70 | mV | |
| Min Limit | | mV | |

| Krad(Si) | 0 | 3 | 4 | 5 | 10 | 12 | 15 | 30 | 32 | 35 | 50 | 52 | 55 | 100 | 102 | 105 |
|----------|--------|--------|--------|--------|--------|--------|--------|--------|--------|--------|--------|--------|--------|--------|--------|--------|
| LL | 10.116 | 10.325 | 11.158 | 10.713 | 10.213 | 10.631 | 10.092 | 10.006 | 9.563 | 10.211 | 9.730 | 10.700 | 9.397 | 9.476 | 9.058 | 9.493 |
| Min | 10.561 | 11.292 | 11.294 | 11.078 | 10.717 | 10.918 | 11.128 | 10.325 | 9.891 | 10.983 | 10.045 | 10.825 | 10.125 | 9.758 | 9.516 | 9.913 |
| Average | 11.356 | 11.936 | 11.472 | 12.007 | 11.671 | 11.436 | 12.156 | 10.547 | 10.413 | 11.644 | 10.482 | 10.893 | 11.019 | 9.965 | 10.109 | 10.702 |
| Max | 70.000 | 70.000 | 70.000 | 70.000 | 70.000 | 70.000 | 70.000 | 70.000 | 70.000 | 70.000 | 70.000 | 70.000 | 70.000 | 70.000 | 70.000 | 70.000 |
| UL | | | | | | | | | | | | | | | | |

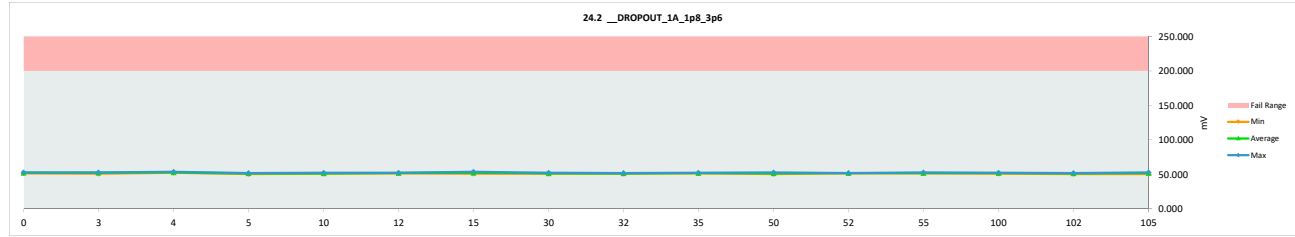


HDR TID Report
TPS7H3302-SP QML CALSS P

| 24.2 __DROPOUT_1A_1p8_3p6 | | | | |
|---------------------------|----------|-------------|-----------|-----------|
| Test Site | Tester | Test Number | Unit | Max Limit |
| | | | mV | 200 |
| | | | mV | 200 |
| | | | Min Limit | |
| Krad(Si) | Serial # | PRE | POST | Delta |
| 0 | 775 | 52.126 | 52.420 | 0.295 |
| 0 | 1088 | 52.542 | 52.696 | 0.155 |
| 0 | 1106 | 52.621 | 51.332 | -1.290 |
| 3 | 817 | 51.344 | 52.773 | 1.429 |
| 3 | 825 | 52.524 | 52.482 | -0.042 |
| 3 | 833 | 51.121 | 51.121 | 0.000 |
| 4 | 847 | 50.839 | 52.227 | 1.388 |
| 4 | 645 | 52.233 | 52.233 | 0.000 |
| 4 | 788 | 53.539 | 53.637 | 0.098 |
| 5 | 959 | 52.955 | 51.734 | -1.222 |
| 5 | 991 | 50.582 | 50.495 | -0.087 |
| 5 | 1000 | 51.313 | 51.482 | 0.170 |
| 5 | 1011 | 51.663 | 51.773 | 0.110 |
| 5 | 1087 | 52.723 | 51.150 | -1.573 |
| 5 | 1097 | 51.567 | 51.578 | 0.011 |
| 10 | 180 | 51.121 | 50.981 | -0.140 |
| 10 | 236 | 52.402 | 52.470 | 0.068 |
| 10 | 246 | 52.302 | 51.023 | -1.278 |
| 12 | 190 | 51.540 | 51.498 | -0.042 |
| 12 | 266 | 51.582 | 51.427 | -0.155 |
| 12 | 308 | 52.149 | 52.304 | 0.155 |
| 15 | 848 | 51.557 | 51.554 | -0.003 |
| 15 | 878 | 50.509 | 52.301 | 1.792 |
| 15 | 880 | 52.008 | 53.480 | 1.471 |
| 15 | 942 | 52.051 | 51.982 | -0.068 |
| 15 | 947 | 51.624 | 53.163 | 1.539 |
| 15 | 962 | 51.141 | 50.775 | -0.366 |
| 30 | 1141 | 52.080 | 52.247 | 0.167 |
| 30 | 1242 | 51.302 | 51.147 | -0.155 |
| 30 | 1417 | 52.791 | 51.093 | -1.698 |
| 32 | 1126 | 51.998 | 50.961 | -1.037 |
| 32 | 1165 | 51.973 | 51.762 | -0.211 |
| 32 | 1300 | 51.099 | 51.239 | 0.140 |
| 35 | 376 | 52.750 | 51.347 | -1.403 |
| 35 | 405 | 52.402 | 52.217 | -0.185 |
| 35 | 425 | 52.051 | 52.217 | 0.167 |
| 35 | 492 | 50.731 | 52.372 | 1.641 |
| 35 | 501 | 51.222 | 51.403 | 0.181 |
| 35 | 521 | 51.900 | 52.040 | 0.140 |
| 50 | 300 | 52.207 | 50.789 | -1.418 |
| 50 | 756 | 52.153 | 50.402 | -1.751 |
| 50 | 1100 | 50.957 | 52.542 | 1.584 |
| 52 | 451 | 51.638 | 51.903 | 0.265 |
| 52 | 587 | 51.886 | 51.734 | -0.152 |
| 52 | 956 | 52.846 | 51.485 | -1.361 |
| 55 | 198 | 50.081 | 51.623 | 1.542 |
| 55 | 220 | 51.704 | 51.942 | 0.238 |
| 55 | 665 | 52.887 | 52.890 | 0.003 |
| 55 | 818 | 50.818 | 52.289 | 1.471 |
| 55 | 1057 | 51.153 | 51.319 | 0.167 |
| 55 | 1137 | 50.249 | 51.902 | 1.653 |
| 100 | 448 | 52.053 | 52.267 | 0.215 |
| 100 | 938 | 52.108 | 52.292 | 0.185 |
| 100 | 1051 | 52.372 | 51.041 | -1.331 |
| 102 | 921 | 51.706 | 51.721 | 0.015 |
| 102 | 1113 | 50.583 | 51.793 | 1.210 |
| 102 | 1234 | 51.886 | 50.596 | -1.290 |
| 105 | 194 | 52.471 | 52.572 | 0.101 |
| 105 | 367 | 50.593 | 51.057 | 0.464 |
| 105 | 440 | 50.611 | 50.308 | -0.303 |
| 105 | 477 | 51.486 | 51.445 | -0.042 |
| 105 | 556 | 52.153 | 52.504 | 0.351 |
| 105 | 1213 | 50.595 | 52.054 | 1.459 |
| | Max | 53.539 | 53.637 | 1.792 |
| | Average | 51.733 | 51.787 | 0.055 |
| | Min | 50.081 | 50.308 | -1.751 |
| | Std Dev | 0.759 | 0.727 | 0.920 |

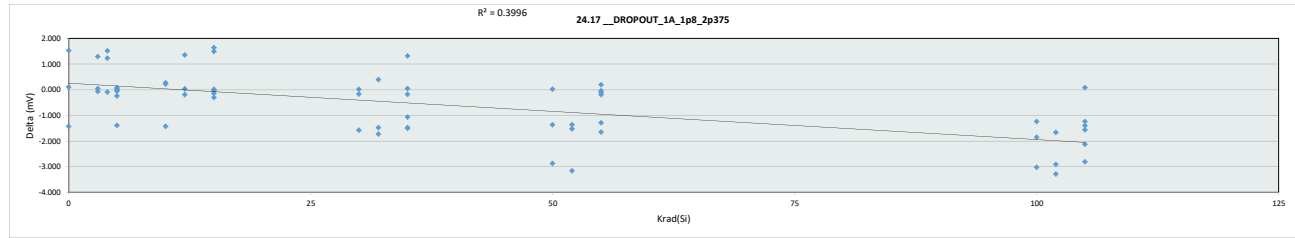


| 24.2 __DROPOUT_1A_1p8_3p6 | | | | | | | | | | | | | | | | |
|---------------------------|---------|-------------|-----------|-----------|-----------|---------|---------|---------|---------|---------|---------|---------|---------|---------|---------|---------|
| Test Site | Tester | Test Number | Unit | Max Limit | Min Limit | | | | | | | | | | | |
| | | | mV | 200 | | | | | | | | | | | | |
| | | | mV | 200 | | | | | | | | | | | | |
| | | | Min Limit | | | | | | | | | | | | | |
| Krad(Si) | 0 | 3 | 4 | 5 | 10 | 12 | 15 | 30 | 32 | 35 | 50 | 52 | 55 | 100 | 102 | 105 |
| LL | | | | | | | | | | | | | | | | |
| Min | 51.332 | 51.121 | 52.227 | 50.495 | 50.981 | 51.427 | 50.775 | 51.094 | 50.961 | 51.347 | 50.402 | 51.485 | 51.319 | 51.041 | 50.596 | 50.308 |
| Average | 52.149 | 52.125 | 52.699 | 51.369 | 51.492 | 51.743 | 52.209 | 51.496 | 51.321 | 51.933 | 51.244 | 51.707 | 51.994 | 51.867 | 51.370 | 51.657 |
| Max | 52.696 | 52.773 | 53.637 | 51.773 | 52.470 | 52.304 | 53.480 | 52.247 | 51.762 | 52.372 | 52.542 | 51.903 | 52.890 | 52.292 | 51.793 | 52.572 |
| UL | 200.000 | 200.000 | 200.000 | 200.000 | 200.000 | 200.000 | 200.000 | 200.000 | 200.000 | 200.000 | 200.000 | 200.000 | 200.000 | 200.000 | 200.000 | 200.000 |

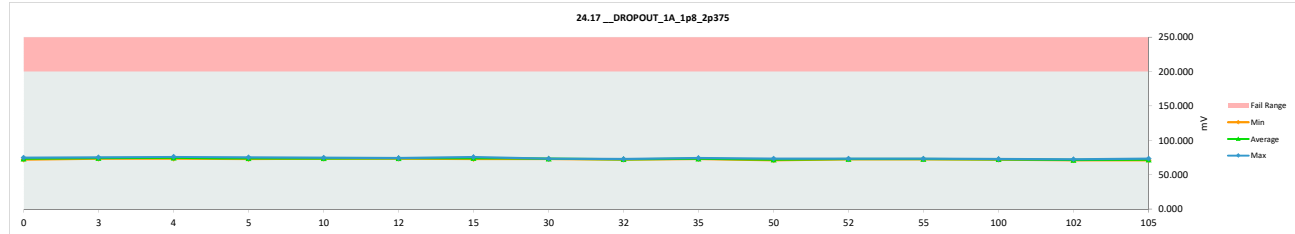


HDR TID Report
TPS7H3302-SP QML CALSS P

| 24.17 __DROPOUT_1A_1p8_2p375 | | | | |
|------------------------------|----------|-------------|--------|--------|
| Test Site | Tester | Test Number | Unit | |
| | | | mV | mV |
| Max Limit | | | 200 | 200 |
| Min Limit | | | | |
| Krad(Si) | Serial # | PRE | POST | Delta |
| 0 | 775 | 72.719 | 72.832 | 0.113 |
| 0 | 1088 | 73.277 | 74.805 | 1.528 |
| 0 | 1106 | 73.429 | 71.999 | -1.430 |
| 3 | 817 | 73.721 | 75.010 | 1.290 |
| 3 | 825 | 74.704 | 74.746 | 0.042 |
| 3 | 833 | 73.441 | 73.373 | -0.068 |
| 4 | 547 | 73.483 | 73.385 | -0.098 |
| 4 | 645 | 73.082 | 74.315 | 1.233 |
| 4 | 788 | 74.444 | 75.957 | 1.513 |
| 5 | 959 | 75.430 | 74.039 | -1.391 |
| 5 | 991 | 72.804 | 72.872 | 0.068 |
| 5 | 1000 | 73.776 | 73.535 | -0.241 |
| 5 | 1011 | 74.153 | 74.108 | -0.045 |
| 5 | 1087 | 74.945 | 74.983 | 0.038 |
| 5 | 1097 | 74.057 | 74.011 | -0.045 |
| 10 | 180 | 73.343 | 73.611 | 0.268 |
| 10 | 236 | 74.500 | 74.719 | 0.219 |
| 10 | 246 | 74.735 | 73.302 | -1.433 |
| 12 | 190 | 73.565 | 73.592 | 0.027 |
| 12 | 266 | 73.652 | 73.465 | -0.188 |
| 12 | 308 | 73.010 | 74.371 | 1.361 |
| 15 | 848 | 73.651 | 73.677 | 0.026 |
| 15 | 878 | 72.958 | 74.595 | 1.637 |
| 15 | 880 | 75.970 | 75.830 | -0.140 |
| 15 | 942 | 74.371 | 74.330 | -0.042 |
| 15 | 947 | 73.876 | 75.370 | 1.494 |
| 15 | 962 | 73.333 | 73.023 | -0.310 |
| 30 | 1141 | 72.997 | 73.012 | 0.015 |
| 30 | 1242 | 73.595 | 73.425 | -0.170 |
| 30 | 1417 | 74.801 | 73.229 | -1.572 |
| 32 | 1126 | 72.651 | 73.040 | 0.389 |
| 32 | 1165 | 74.097 | 72.373 | -1.724 |
| 32 | 1300 | 73.235 | 71.763 | -1.471 |
| 35 | 376 | 74.930 | 73.425 | -1.505 |
| 35 | 405 | 74.455 | 74.496 | 0.041 |
| 35 | 425 | 74.329 | 72.855 | -1.474 |
| 35 | 492 | 73.108 | 74.424 | 1.316 |
| 35 | 501 | 73.557 | 73.372 | -0.185 |
| 35 | 521 | 73.896 | 72.832 | -1.063 |
| 50 | 300 | 72.830 | 71.468 | -1.361 |
| 50 | 756 | 74.080 | 71.209 | -2.871 |
| 50 | 1100 | 73.319 | 73.334 | 0.015 |
| 52 | 451 | 73.973 | 72.442 | -1.531 |
| 52 | 587 | 75.594 | 72.428 | -3.165 |
| 52 | 956 | 74.883 | 73.522 | -1.361 |
| 55 | 198 | 72.725 | 72.529 | -0.196 |
| 55 | 220 | 74.081 | 72.794 | -1.286 |
| 55 | 665 | 75.094 | 73.441 | -1.653 |
| 55 | 818 | 73.237 | 73.127 | -0.110 |
| 55 | 1057 | 73.345 | 73.303 | -0.042 |
| 55 | 1137 | 72.540 | 72.739 | 0.200 |
| 100 | 448 | 74.358 | 72.509 | -1.849 |
| 100 | 938 | 74.288 | 73.043 | -1.245 |
| 100 | 1051 | 74.806 | 71.777 | -3.029 |
| 102 | 921 | 74.068 | 72.401 | -1.667 |
| 102 | 1113 | 74.122 | 70.831 | -3.290 |
| 102 | 1234 | 74.221 | 71.305 | -2.916 |
| 105 | 194 | 74.874 | 73.308 | -1.566 |
| 105 | 367 | 72.999 | 71.593 | -1.406 |
| 105 | 440 | 72.931 | 70.802 | -2.129 |
| 105 | 477 | 73.637 | 72.392 | -1.245 |
| 105 | 556 | 74.318 | 71.501 | -2.817 |
| 105 | 1213 | 72.734 | 72.817 | 0.083 |
| Max | | 75.970 | 75.957 | 1.637 |
| Average | | 73.859 | 73.250 | -0.610 |
| Min | | 72.540 | 70.802 | -3.290 |
| Std Dev | | 0.796 | 1.159 | 1.245 |



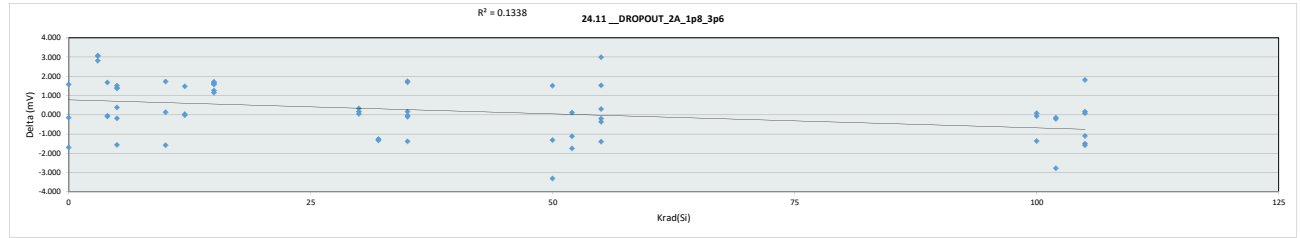
| 24.17 __DROPOUT_1A_1p8_2p375 | | | | | | | | | | | | | | | | |
|------------------------------|---------|-------------|---------|---------|---------|---------|---------|---------|---------|---------|---------|---------|---------|---------|---------|---------|
| Test Site | Tester | Test Number | Unit | | | | | | | | | | | | | |
| | | | mV | | | | | | | | | | | | | |
| Max Limit | | | 200 | | | | | | | | | | | | | |
| Min Limit | | | | | | | | | | | | | | | | |
| Krad(Si) | 0 | 3 | 4 | 5 | 10 | 12 | 15 | 30 | 32 | 35 | 50 | 52 | 55 | 100 | 102 | 105 |
| LL | | | | | | | | | | | | | | | | |
| Min | 71.999 | 73.373 | 73.385 | 72.872 | 73.302 | 73.465 | 73.023 | 73.012 | 71.764 | 72.832 | 71.209 | 72.428 | 72.529 | 71.777 | 70.831 | 70.802 |
| Average | 73.212 | 74.376 | 74.553 | 73.925 | 73.877 | 73.809 | 74.471 | 73.222 | 72.392 | 73.568 | 72.004 | 72.798 | 72.989 | 72.443 | 71.512 | 72.069 |
| Max | 74.805 | 75.011 | 75.957 | 74.983 | 74.719 | 74.371 | 75.830 | 73.426 | 73.040 | 74.496 | 73.334 | 73.522 | 73.441 | 73.043 | 72.401 | 73.308 |
| UL | 200.000 | 200.000 | 200.000 | 200.000 | 200.000 | 200.000 | 200.000 | 200.000 | 200.000 | 200.000 | 200.000 | 200.000 | 200.000 | 200.000 | 200.000 | 200.000 |



HDR TID Report
TPS7H3302-SP QML CALSS P

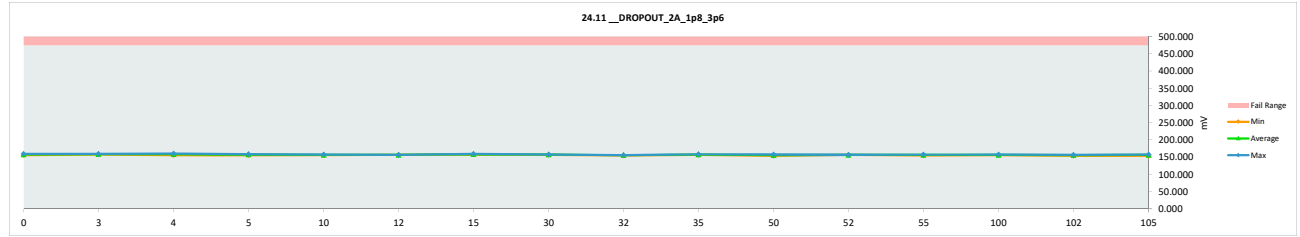
| 24.11_DROPOUT_2A_1p8_3p6 | | | |
|--------------------------|-----|-----|--|
| Test Site | | | |
| Tester | | | |
| Test Number | | | |
| Unit | mV | mV | |
| Max Limit | 475 | 475 | |
| Min Limit | | | |

| Krad(Si) | Serial # | PRE | POST | Delta |
|----------|----------|---------|---------|--------|
| 0 | 775 | 157.072 | 156.917 | -0.155 |
| 0 | 1088 | 157.544 | 159.114 | 1.570 |
| 0 | 1106 | 157.850 | 156.141 | -1.709 |
| 3 | 817 | 156.320 | 159.390 | 3.070 |
| 3 | 825 | 155.930 | 158.986 | 3.055 |
| 3 | 833 | 154.724 | 157.526 | 2.803 |
| 4 | 547 | 156.056 | 155.969 | -0.087 |
| 4 | 645 | 157.054 | 158.737 | 1.683 |
| 4 | 788 | 160.110 | 160.057 | -0.053 |
| 5 | 959 | 158.000 | 158.377 | 0.377 |
| 5 | 991 | 155.686 | 155.497 | -0.188 |
| 5 | 1000 | 156.443 | 157.831 | 1.388 |
| 5 | 1011 | 156.851 | 158.235 | 1.384 |
| 5 | 1087 | 157.642 | 156.069 | -1.573 |
| 5 | 1097 | 156.796 | 158.308 | 1.512 |
| 10 | 180 | 156.210 | 157.934 | 1.724 |
| 10 | 236 | 157.295 | 157.431 | 0.136 |
| 10 | 246 | 157.531 | 155.943 | -1.588 |
| 12 | 190 | 155.044 | 156.515 | 1.471 |
| 12 | 266 | 156.346 | 156.331 | -0.015 |
| 12 | 308 | 157.038 | 157.068 | 0.030 |
| 15 | 848 | 156.447 | 158.057 | 1.611 |
| 15 | 878 | 155.557 | 157.137 | 1.581 |
| 15 | 880 | 158.640 | 159.900 | 1.260 |
| 15 | 942 | 157.053 | 158.709 | 1.656 |
| 15 | 947 | 158.071 | 159.780 | 1.709 |
| 15 | 962 | 156.241 | 157.391 | 1.150 |
| 30 | 1141 | 157.181 | 157.222 | 0.042 |
| 30 | 1242 | 156.251 | 156.405 | 0.155 |
| 30 | 1417 | 157.567 | 157.891 | 0.325 |
| 32 | 1126 | 156.906 | 155.624 | -1.282 |
| 32 | 1165 | 156.821 | 155.549 | -1.271 |
| 32 | 1300 | 155.973 | 154.630 | -1.343 |
| 35 | 376 | 157.669 | 156.281 | -1.389 |
| 35 | 405 | 157.363 | 157.265 | -0.099 |
| 35 | 425 | 157.196 | 157.166 | -0.030 |
| 35 | 492 | 155.707 | 157.404 | 1.697 |
| 35 | 501 | 156.213 | 156.379 | 0.166 |
| 35 | 521 | 156.778 | 158.517 | 1.739 |
| 50 | 300 | 157.040 | 155.723 | -1.316 |
| 50 | 756 | 157.087 | 153.779 | -3.309 |
| 50 | 1100 | 156.186 | 157.699 | 1.513 |
| 52 | 451 | 156.727 | 156.837 | 0.110 |
| 52 | 587 | 158.544 | 156.793 | -1.751 |
| 52 | 956 | 157.751 | 156.631 | -1.120 |
| 55 | 198 | 155.196 | 155.000 | -0.196 |
| 55 | 220 | 156.707 | 155.307 | -1.400 |
| 55 | 665 | 158.059 | 157.682 | -0.378 |
| 55 | 818 | 155.821 | 157.352 | 1.531 |
| 55 | 1057 | 156.325 | 156.620 | 0.295 |
| 55 | 1137 | 153.921 | 156.908 | 2.987 |
| 100 | 448 | 156.984 | 156.915 | -0.068 |
| 100 | 938 | 157.238 | 157.310 | 0.072 |
| 100 | 1051 | 157.432 | 156.059 | -1.373 |
| 102 | 921 | 156.879 | 156.727 | -0.152 |
| 102 | 1113 | 155.461 | 155.241 | -0.220 |
| 102 | 1234 | 156.975 | 154.459 | -2.776 |
| 105 | 194 | 159.043 | 157.548 | -1.494 |
| 105 | 367 | 154.210 | 156.018 | 1.808 |
| 105 | 440 | 155.530 | 153.949 | -1.581 |
| 105 | 477 | 156.463 | 156.546 | 0.083 |
| 105 | 556 | 158.585 | 157.480 | -1.105 |
| 105 | 1213 | 157.170 | 157.340 | 0.170 |
| Max | | 160.110 | 160.057 | 3.070 |
| Average | | 156.802 | 157.006 | 0.204 |
| Min | | 153.921 | 153.779 | -3.309 |
| Std Dev | | 1.103 | 1.382 | 1.432 |



| 24.11_DROPOUT_2A_1p8_3p6 | | | |
|--------------------------|-----|----|--|
| Test Site | | | |
| Tester | | | |
| Test Number | | | |
| Max Limit | 475 | mV | |
| Min Limit | | mV | |

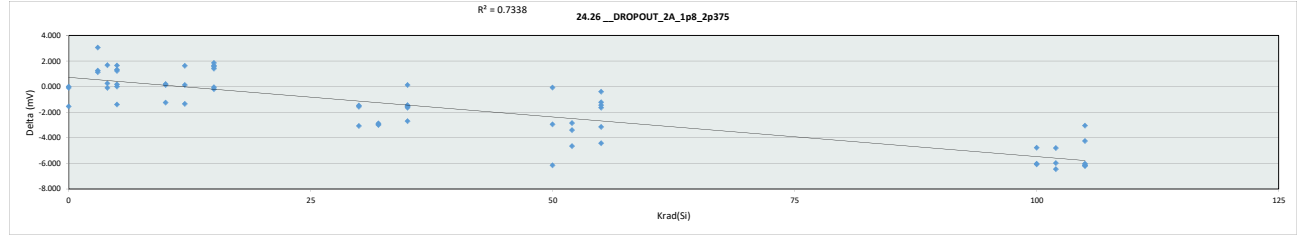
| Krad(Si) | 0 | 3 | 4 | 5 | 10 | 12 | 15 | 30 | 32 | 35 | 50 | 52 | 55 | 100 | 102 | 105 |
|----------|---------|---------|---------|---------|---------|---------|---------|---------|---------|---------|---------|---------|---------|---------|---------|---------|
| LL | | | | | | | | | | | | | | | | |
| Min | 156.141 | 157.526 | 155.969 | 155.497 | 155.943 | 156.331 | 157.137 | 156.405 | 154.630 | 156.281 | 153.779 | 156.631 | 155.000 | 156.059 | 154.199 | 153.949 |
| Average | 157.390 | 158.634 | 158.254 | 157.386 | 157.103 | 156.638 | 158.496 | 157.173 | 155.268 | 157.169 | 155.734 | 156.754 | 156.478 | 156.761 | 155.389 | 156.480 |
| Max | 159.114 | 159.390 | 160.057 | 158.377 | 157.934 | 157.068 | 159.900 | 157.891 | 155.624 | 158.517 | 157.699 | 156.837 | 157.682 | 157.310 | 156.727 | 157.548 |
| UL | 475.000 | 475.000 | 475.000 | 475.000 | 475.000 | 475.000 | 475.000 | 475.000 | 475.000 | 475.000 | 475.000 | 475.000 | 475.000 | 475.000 | 475.000 | 475.000 |



HDR TID Report
TPS7H3302-SP QML CALSS P

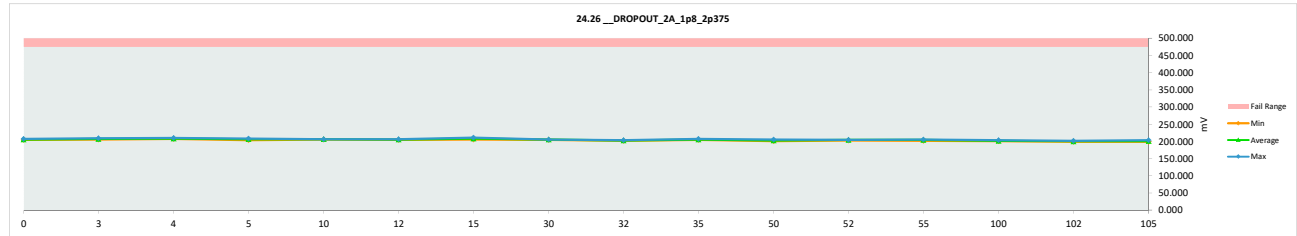
| 24.26_DROPOUT_2A_1p8_2p375 | | | |
|----------------------------|-----|-----|--|
| Test Site | | | |
| Tester | | | |
| Test Number | | | |
| Unit | mV | mV | |
| Max Limit | 475 | 475 | |
| Min Limit | | | |

| Krad(Si) | Serial # | PRE | POST | Delta |
|----------|----------|---------|---------|--------|
| 0 | 775 | 206.510 | 206.424 | -0.086 |
| 0 | 1088 | 206.983 | 206.998 | 0.015 |
| 0 | 1106 | 205.591 | 204.048 | -1.543 |
| 3 | 817 | 205.615 | 208.670 | 3.056 |
| 3 | 825 | 207.036 | 208.296 | 1.260 |
| 3 | 833 | 203.977 | 209.112 | 1.135 |
| 4 | 847 | 206.709 | 206.977 | 0.268 |
| 4 | 645 | 206.421 | 208.103 | 1.682 |
| 4 | 788 | 209.718 | 209.620 | -0.098 |
| 5 | 959 | 207.396 | 207.589 | 0.193 |
| 5 | 991 | 203.427 | 203.438 | 0.011 |
| 5 | 1000 | 204.354 | 205.685 | 1.331 |
| 5 | 1011 | 206.089 | 207.756 | 1.667 |
| 5 | 1087 | 208.495 | 207.103 | -1.392 |
| 5 | 1097 | 206.290 | 207.535 | 1.244 |
| 10 | 180 | 205.422 | 205.618 | 0.196 |
| 10 | 236 | 206.605 | 206.741 | 0.136 |
| 10 | 246 | 206.531 | 205.298 | -1.234 |
| 12 | 190 | 204.184 | 205.825 | 1.641 |
| 12 | 266 | 205.546 | 204.200 | -1.346 |
| 12 | 308 | 206.462 | 206.605 | 0.143 |
| 15 | 848 | 207.428 | 207.227 | -0.201 |
| 15 | 878 | 204.897 | 206.447 | 1.550 |
| 15 | 880 | 209.350 | 211.006 | 1.656 |
| 15 | 942 | 208.117 | 209.520 | 1.403 |
| 15 | 947 | 207.242 | 209.090 | 1.848 |
| 15 | 962 | 205.129 | 205.090 | -0.039 |
| 30 | 1141 | 206.574 | 205.103 | -1.471 |
| 30 | 1242 | 205.701 | 204.131 | -1.569 |
| 30 | 1417 | 208.634 | 205.564 | -3.070 |
| 32 | 1126 | 204.926 | 202.048 | -2.878 |
| 32 | 1165 | 206.089 | 203.147 | -2.942 |
| 32 | 1300 | 205.453 | 202.469 | -2.984 |
| 35 | 376 | 206.825 | 204.119 | -2.705 |
| 35 | 405 | 208.175 | 206.616 | -1.558 |
| 35 | 425 | 206.492 | 204.975 | -1.516 |
| 35 | 492 | 206.798 | 206.941 | 0.143 |
| 35 | 501 | 206.968 | 205.534 | -1.434 |
| 35 | 521 | 206.227 | 204.575 | -1.653 |
| 50 | 300 | 205.135 | 202.190 | -2.945 |
| 50 | 756 | 206.412 | 200.275 | -6.137 |
| 50 | 1100 | 205.398 | 205.342 | -0.057 |
| 52 | 451 | 206.279 | 202.896 | -3.383 |
| 52 | 587 | 209.355 | 204.719 | -4.637 |
| 52 | 956 | 207.344 | 204.512 | -2.832 |
| 55 | 198 | 204.676 | 203.024 | -1.652 |
| 55 | 220 | 206.020 | 201.592 | -4.428 |
| 55 | 665 | 208.939 | 205.803 | -3.136 |
| 55 | 818 | 206.617 | 205.176 | -1.441 |
| 55 | 1057 | 206.910 | 205.692 | -1.218 |
| 55 | 1137 | 204.943 | 204.548 | -0.396 |
| 100 | 448 | 208.007 | 201.940 | -6.066 |
| 100 | 938 | 208.190 | 203.410 | -4.780 |
| 100 | 1051 | 206.968 | 200.956 | -6.013 |
| 102 | 921 | 206.302 | 201.496 | -4.806 |
| 102 | 1113 | 206.412 | 199.968 | -6.444 |
| 102 | 1234 | 204.900 | 198.941 | -5.959 |
| 105 | 194 | 209.797 | 203.592 | -6.206 |
| 105 | 367 | 205.147 | 200.915 | -4.232 |
| 105 | 440 | 204.784 | 198.623 | -6.161 |
| 105 | 477 | 205.928 | 199.915 | -6.013 |
| 105 | 556 | 208.023 | 201.912 | -6.111 |
| 105 | 1213 | 205.009 | 201.969 | -3.041 |
| Max | | 209.797 | 211.006 | 3.056 |
| Average | | 206.474 | 204.772 | -1.702 |
| Min | | 203.427 | 198.623 | -6.444 |
| Std Dev | | 1.430 | 2.737 | 2.580 |



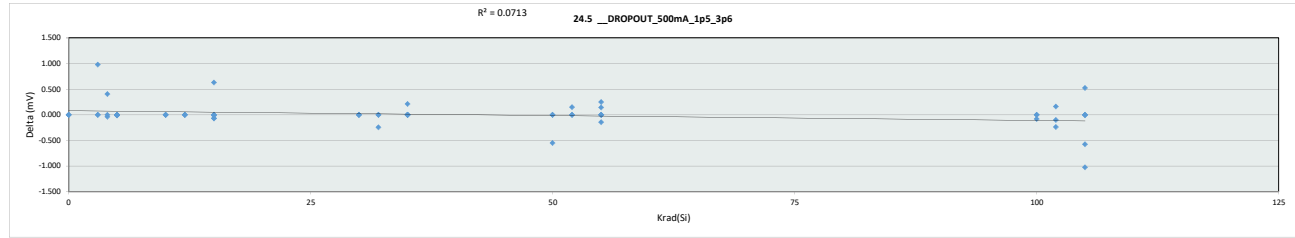
| 24.26_DROPOUT_2A_1p8_2p375 | | | |
|----------------------------|-----|----|--|
| Test Site | | | |
| Tester | | | |
| Test Number | | | |
| Max Limit | 475 | mV | |
| Min Limit | | mV | |

| Krad(Si) | 0 | 3 | 4 | 5 | 10 | 12 | 15 | 30 | 32 | 35 | 50 | 52 | 55 | 100 | 102 | 105 |
|----------|---------|---------|---------|---------|---------|---------|---------|---------|---------|---------|---------|---------|---------|---------|---------|---------|
| LL | | | | | | | | | | | | | | | | |
| Min | 204.048 | 205.112 | 206.977 | 203.438 | 205.298 | 204.200 | 205.090 | 204.131 | 202.048 | 204.119 | 200.275 | 202.896 | 201.592 | 200.956 | 198.941 | 198.623 |
| Average | 205.823 | 207.359 | 208.233 | 206.518 | 205.886 | 205.543 | 208.063 | 204.933 | 202.555 | 205.460 | 202.602 | 204.042 | 204.306 | 202.102 | 200.135 | 201.154 |
| Max | 206.998 | 208.670 | 209.620 | 207.756 | 206.741 | 206.605 | 211.006 | 205.564 | 203.147 | 206.941 | 205.342 | 204.719 | 205.804 | 203.410 | 201.496 | 203.592 |
| UL | 475.000 | 475.000 | 475.000 | 475.000 | 475.000 | 475.000 | 475.000 | 475.000 | 475.000 | 475.000 | 475.000 | 475.000 | 475.000 | 475.000 | 475.000 | 475.000 |

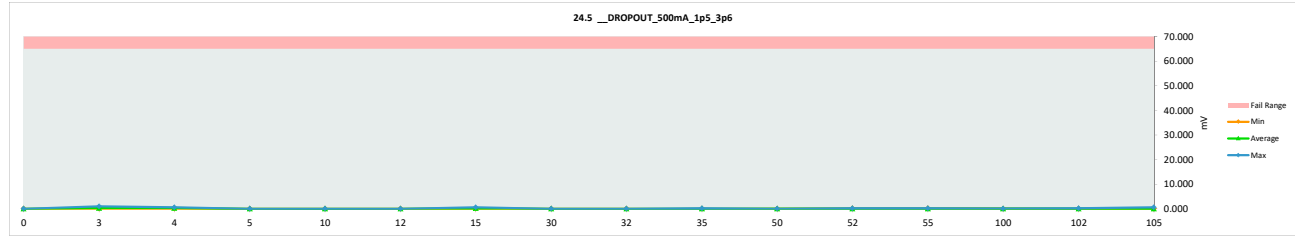


HDR TID Report
TPS7H3302-SP QML CALSS P

| 24.5 __DROPOUT_500mA_1p5_3p6 | | | | |
|------------------------------|----------|-------------|-------|-----------|
| Test Site | Tester | Test Number | Unit | Max Limit |
| | | | mV | 65 |
| | | | mV | 65 |
| Krad(Si) | Serial # | PRE | POST | Delta |
| 0 | 775 | 0.000 | 0.000 | 0.000 |
| 0 | 1088 | 0.000 | 0.000 | 0.000 |
| 0 | 1106 | 0.000 | 0.000 | 0.000 |
| 3 | 817 | 0.000 | 0.000 | 0.000 |
| 3 | 825 | 0.000 | 0.978 | 0.978 |
| 3 | 833 | 0.000 | 0.000 | 0.000 |
| 4 | 547 | 0.000 | 0.000 | 0.000 |
| 4 | 645 | 0.000 | 0.405 | 0.405 |
| 4 | 788 | 0.621 | 0.579 | -0.042 |
| 5 | 959 | 0.000 | 0.000 | 0.000 |
| 5 | 991 | 0.012 | 0.000 | -0.012 |
| 5 | 1000 | 0.000 | 0.000 | 0.000 |
| 5 | 1011 | 0.000 | 0.000 | 0.000 |
| 5 | 1087 | 0.000 | 0.000 | 0.000 |
| 5 | 1097 | 0.000 | 0.000 | 0.000 |
| 10 | 180 | 0.000 | 0.000 | 0.000 |
| 10 | 236 | 0.000 | 0.000 | 0.000 |
| 10 | 246 | 0.000 | 0.000 | 0.000 |
| 12 | 190 | 0.000 | 0.000 | 0.000 |
| 12 | 266 | 0.000 | 0.000 | 0.000 |
| 12 | 308 | 0.000 | 0.000 | 0.000 |
| 15 | 848 | 0.068 | 0.000 | -0.068 |
| 15 | 878 | 0.000 | 0.628 | 0.628 |
| 15 | 880 | 0.421 | 0.353 | -0.068 |
| 15 | 942 | 0.491 | 0.479 | -0.012 |
| 15 | 947 | 0.000 | 0.000 | 0.000 |
| 15 | 962 | 0.000 | 0.000 | 0.000 |
| 30 | 1141 | 0.000 | 0.000 | 0.000 |
| 30 | 1242 | 0.000 | 0.000 | 0.000 |
| 30 | 1417 | 0.000 | 0.000 | 0.000 |
| 32 | 1126 | 0.000 | 0.000 | 0.000 |
| 32 | 1165 | 0.243 | 0.000 | -0.243 |
| 32 | 1300 | 0.000 | 0.000 | 0.000 |
| 35 | 376 | 0.000 | 0.000 | 0.000 |
| 35 | 405 | 0.000 | 0.000 | 0.000 |
| 35 | 425 | 0.000 | 0.000 | 0.000 |
| 35 | 492 | 0.000 | 0.000 | 0.000 |
| 35 | 501 | 0.000 | 0.000 | 0.000 |
| 35 | 521 | 0.000 | 0.212 | 0.212 |
| 50 | 300 | 0.000 | 0.000 | 0.000 |
| 50 | 756 | 0.550 | 0.000 | -0.550 |
| 50 | 1100 | 0.000 | 0.000 | 0.000 |
| 52 | 451 | 0.000 | 0.145 | 0.145 |
| 52 | 587 | 0.000 | 0.000 | 0.000 |
| 52 | 956 | 0.000 | 0.000 | 0.000 |
| 55 | 198 | 0.000 | 0.247 | 0.247 |
| 55 | 220 | 0.143 | 0.000 | -0.143 |
| 55 | 665 | 0.000 | 0.000 | 0.000 |
| 55 | 818 | 0.000 | 0.000 | 0.000 |
| 55 | 1057 | 0.000 | 0.000 | 0.000 |
| 55 | 1137 | 0.000 | 0.145 | 0.145 |
| 100 | 448 | 0.209 | 0.125 | -0.083 |
| 100 | 938 | 0.000 | 0.000 | 0.000 |
| 100 | 1051 | 0.000 | 0.000 | 0.000 |
| 102 | 921 | 0.104 | 0.000 | -0.104 |
| 102 | 1113 | 0.000 | 0.163 | 0.163 |
| 102 | 1234 | 0.241 | 0.000 | -0.241 |
| 105 | 194 | 1.023 | 0.000 | -1.023 |
| 105 | 367 | 0.000 | 0.000 | 0.000 |
| 105 | 440 | 0.000 | 0.000 | 0.000 |
| 105 | 477 | 0.009 | 0.000 | -0.009 |
| 105 | 556 | 0.577 | 0.000 | -0.577 |
| 105 | 1213 | 0.000 | 0.520 | 0.520 |
| | Max | 1.023 | 0.978 | 0.978 |
| | Average | 0.075 | 0.079 | 0.004 |
| | Min | 0.000 | 0.000 | -1.023 |
| | Std Dev | 0.194 | 0.191 | 0.248 |



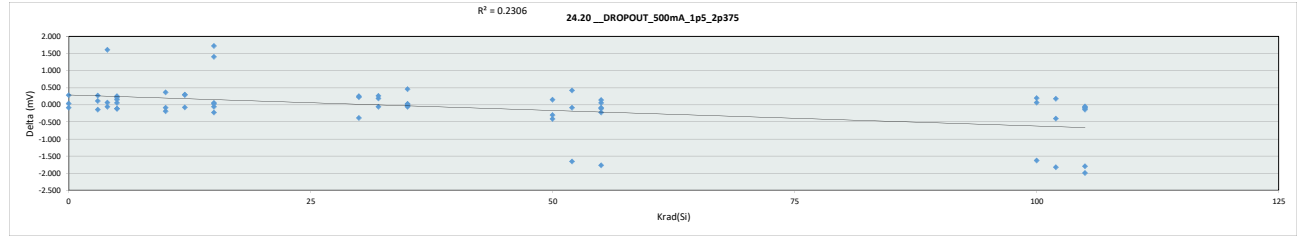
| 24.5 __DROPOUT_500mA_1p5 | | | | | | | | | | | | | | | | | | |
|--------------------------|--------|-------------|--------|-----------|-----------|--------|--------|--------|--------|--------|--------|--------|--------|--------|--------|--------|--------|-------|
| Test Site | Tester | Test Number | Unit | Max Limit | Min Limit | | | | | | | | | | | | | |
| | | | mV | 65 | | | | | | | | | | | | | | |
| | | | mV | | | | | | | | | | | | | | | |
| Krad(Si) | 0 | 3 | 4 | 5 | 10 | 12 | 15 | 30 | 32 | 35 | 50 | 52 | 55 | 100 | 102 | 105 | | |
| LL | 0.000 | 0.000 | 0.000 | 0.000 | 0.000 | 0.000 | 0.000 | 0.000 | 0.000 | 0.000 | 0.000 | 0.000 | 0.000 | 0.145 | 0.145 | 0.126 | 0.000 | 0.000 |
| Min | 0.000 | 0.000 | 0.326 | 0.328 | 0.000 | 0.000 | 0.000 | 0.243 | 0.000 | 0.000 | 0.035 | 0.000 | 0.048 | 0.065 | 0.042 | 0.055 | 0.087 | |
| Average | 0.000 | 0.000 | 0.978 | 0.579 | 0.000 | 0.000 | 0.628 | 0.000 | 0.000 | 0.212 | 0.000 | 0.145 | 0.247 | 0.126 | 0.164 | 0.520 | | |
| Max | 0.000 | 0.000 | 0.000 | 0.000 | 0.000 | 0.000 | 0.000 | 0.000 | 0.000 | 0.000 | 0.000 | 0.000 | 0.000 | 0.000 | 0.000 | 0.000 | 0.000 | |
| UL | 65.000 | 65.000 | 65.000 | 65.000 | 65.000 | 65.000 | 65.000 | 65.000 | 65.000 | 65.000 | 65.000 | 65.000 | 65.000 | 65.000 | 65.000 | 65.000 | 65.000 | |



HDR TID Report
TPS7H3302-SP QML CALSS P

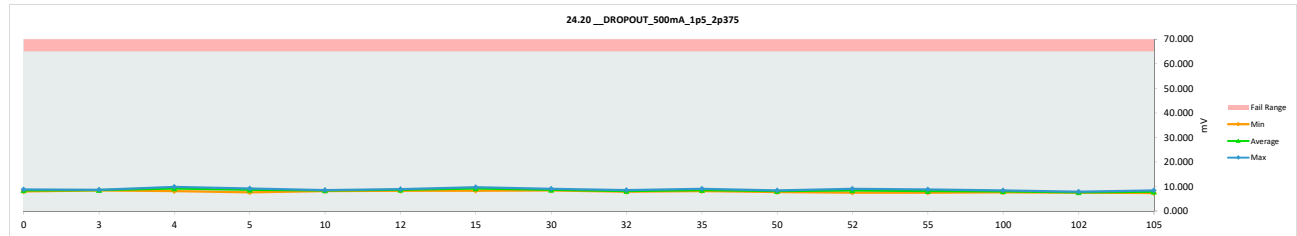
| 24.20_DROPOUT_500mA_1p5_2p375 | | |
|-------------------------------|----|----|
| Test Site | | |
| Tester | | |
| Test Number | | |
| Unit | mV | mV |
| Max Limit | 65 | 65 |
| Min Limit | | |

| Krad(Si) | Serial # | PRE | POST | Delta |
|----------|----------|-------|-------|--------|
| 0 | 775 | 7.736 | 8.019 | 0.283 |
| 0 | 1088 | 8.691 | 8.604 | -0.087 |
| 0 | 1106 | 8.756 | 8.798 | 0.042 |
| 3 | 817 | 8.611 | 8.724 | 0.113 |
| 3 | 825 | 8.292 | 8.561 | 0.268 |
| 3 | 833 | 8.486 | 8.346 | -0.140 |
| 4 | 847 | 8.233 | 8.177 | -0.057 |
| 4 | 645 | 7.844 | 9.458 | 1.614 |
| 4 | 788 | 9.802 | 9.870 | 0.068 |
| 5 | 959 | 8.988 | 9.140 | 0.152 |
| 5 | 991 | 7.719 | 7.607 | -0.113 |
| 5 | 1000 | 8.636 | 8.522 | -0.113 |
| 5 | 1011 | 8.872 | 9.126 | 0.253 |
| 5 | 1087 | 8.687 | 8.741 | 0.054 |
| 5 | 1097 | 9.017 | 9.226 | 0.209 |
| 10 | 180 | 8.557 | 8.373 | -0.185 |
| 10 | 236 | 8.156 | 8.519 | 0.363 |
| 10 | 246 | 8.236 | 8.150 | -0.086 |
| 12 | 190 | 8.908 | 8.836 | -0.071 |
| 12 | 266 | 8.652 | 8.947 | 0.295 |
| 12 | 308 | 7.998 | 8.296 | 0.298 |
| 15 | 848 | 9.148 | 9.202 | 0.054 |
| 15 | 878 | 7.832 | 9.556 | 1.725 |
| 15 | 880 | 9.784 | 9.728 | -0.057 |
| 15 | 942 | 8.156 | 9.559 | 1.403 |
| 15 | 947 | 9.018 | 9.045 | 0.027 |
| 15 | 962 | 8.452 | 8.226 | -0.226 |
| 30 | 1141 | 8.212 | 8.438 | 0.226 |
| 30 | 1242 | 8.795 | 9.047 | 0.253 |
| 30 | 1417 | 8.911 | 8.530 | -0.381 |
| 32 | 1126 | 7.739 | 8.001 | 0.262 |
| 32 | 1165 | 7.754 | 7.939 | 0.185 |
| 32 | 1300 | 8.604 | 8.547 | -0.057 |
| 35 | 376 | 8.812 | 8.839 | 0.027 |
| 35 | 405 | 8.239 | 8.183 | -0.056 |
| 35 | 425 | 8.069 | 8.084 | 0.015 |
| 35 | 492 | 8.224 | 8.183 | -0.042 |
| 35 | 501 | 8.533 | 8.994 | 0.462 |
| 35 | 521 | 9.057 | 9.039 | -0.018 |
| 50 | 300 | 8.028 | 8.180 | 0.152 |
| 50 | 756 | 8.215 | 7.807 | -0.408 |
| 50 | 1100 | 8.759 | 8.464 | -0.295 |
| 52 | 451 | 9.202 | 7.543 | -1.659 |
| 52 | 587 | 9.098 | 9.015 | -0.083 |
| 52 | 956 | 8.358 | 8.777 | 0.420 |
| 55 | 198 | 7.713 | 7.629 | -0.083 |
| 55 | 220 | 9.321 | 7.555 | -1.766 |
| 55 | 665 | 9.063 | 8.840 | -0.223 |
| 55 | 818 | 8.254 | 8.141 | -0.113 |
| 55 | 1057 | 8.660 | 8.800 | 0.140 |
| 55 | 1137 | 7.655 | 7.712 | 0.057 |
| 100 | 448 | 9.235 | 7.609 | -1.626 |
| 100 | 938 | 7.831 | 8.027 | 0.196 |
| 100 | 1051 | 8.280 | 8.349 | 0.068 |
| 102 | 921 | 9.353 | 7.531 | -1.822 |
| 102 | 1113 | 7.947 | 7.546 | -0.401 |
| 102 | 1234 | 7.680 | 7.862 | 0.181 |
| 105 | 194 | 8.447 | 8.352 | -0.095 |
| 105 | 367 | 8.043 | 7.998 | -0.045 |
| 105 | 440 | 7.680 | 7.543 | -0.137 |
| 105 | 477 | 9.315 | 7.323 | -1.992 |
| 105 | 556 | 9.785 | 7.989 | -1.796 |
| 105 | 1213 | 7.974 | 7.891 | -0.083 |
| | Max | 9.802 | 9.870 | 1.725 |
| | Average | 8.510 | 8.439 | -0.071 |
| | Min | 7.655 | 7.323 | -1.992 |
| | Std Dev | 0.566 | 0.612 | 0.677 |



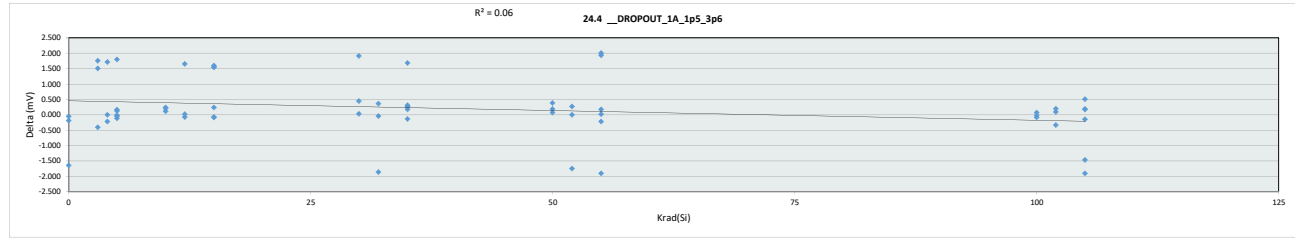
| 24.20_DROPOUT_500mA_1p5 | | |
|-------------------------|----|----|
| Test Site | | |
| Tester | | |
| Test Number | | |
| Max Limit | 65 | mV |
| Min Limit | | mV |

| LL | 3 | 4 | 5 | 10 | 12 | 15 | 30 | 32 | 35 | 50 | 52 | 55 | 100 | 102 | 105 |
|---------|--------|--------|--------|--------|--------|--------|--------|--------|--------|--------|--------|--------|--------|--------|--------|
| Min | 8.019 | 8.346 | 8.177 | 7.607 | 8.150 | 8.296 | 8.226 | 8.438 | 7.939 | 8.084 | 7.808 | 7.543 | 7.555 | 7.609 | 7.531 |
| Average | 8.474 | 8.543 | 9.168 | 8.727 | 8.347 | 8.693 | 9.219 | 8.672 | 8.162 | 8.554 | 8.150 | 8.445 | 8.113 | 7.995 | 7.646 |
| Max | 8.798 | 8.724 | 9.870 | 9.226 | 8.519 | 8.947 | 9.728 | 9.048 | 8.547 | 9.039 | 8.464 | 9.015 | 8.840 | 8.349 | 7.862 |
| UL | 65.000 | 65.000 | 65.000 | 65.000 | 65.000 | 65.000 | 65.000 | 65.000 | 65.000 | 65.000 | 65.000 | 65.000 | 65.000 | 65.000 | 65.000 |

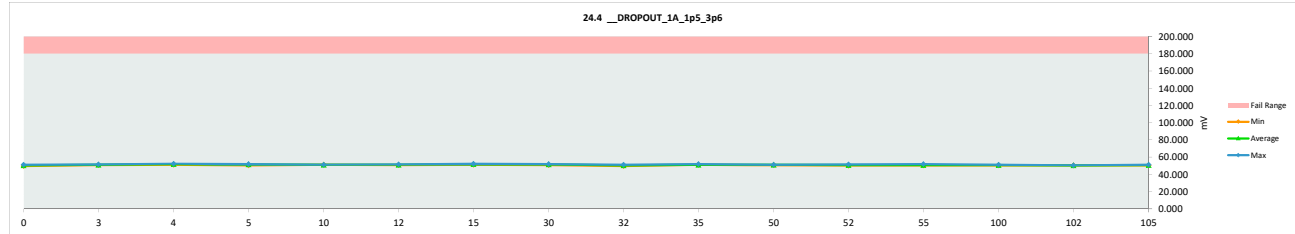


HDR TID Report
TPS7H3302-SP QML CALSS P

| 24.4 __DROPOUT_1A_1p5_3p6 | | | | |
|---------------------------|--------|-------------|--------|-----------|
| Test Site | Tester | Test Number | Unit | Max Limit |
| 0 | 775 | 50.780 | 50.724 | -0.056 |
| 0 | 1088 | 51.169 | 50.985 | -0.185 |
| 0 | 1106 | 51.378 | 49.737 | -1.641 |
| 3 | 817 | 49.690 | 51.444 | 1.754 |
| 3 | 825 | 51.084 | 50.676 | -0.408 |
| 3 | 833 | 49.595 | 51.096 | 1.501 |
| 4 | 847 | 50.953 | 50.953 | 0.000 |
| 4 | 645 | 50.635 | 52.348 | 1.713 |
| 4 | 788 | 52.620 | 52.397 | -0.223 |
| 5 | 959 | 51.753 | 51.708 | -0.044 |
| 5 | 991 | 50.413 | 50.538 | 0.125 |
| 5 | 1000 | 51.314 | 51.201 | -0.113 |
| 5 | 1011 | 49.955 | 51.748 | 1.793 |
| 5 | 1087 | 51.297 | 51.461 | 0.164 |
| 5 | 1097 | 51.809 | 51.794 | -0.015 |
| 10 | 180 | 51.107 | 51.221 | 0.113 |
| 10 | 236 | 50.962 | 51.197 | 0.235 |
| 10 | 246 | 50.790 | 50.998 | 0.208 |
| 12 | 190 | 49.972 | 51.628 | 1.656 |
| 12 | 266 | 51.500 | 51.429 | -0.072 |
| 12 | 308 | 50.819 | 50.834 | 0.015 |
| 15 | 848 | 51.898 | 51.823 | -0.074 |
| 15 | 878 | 50.540 | 52.136 | 1.596 |
| 15 | 880 | 50.610 | 52.153 | 1.543 |
| 15 | 942 | 50.751 | 52.294 | 1.543 |
| 15 | 947 | 51.571 | 51.807 | 0.235 |
| 15 | 962 | 51.214 | 51.130 | -0.083 |
| 30 | 1141 | 50.777 | 50.807 | 0.030 |
| 30 | 1242 | 49.847 | 51.756 | 1.909 |
| 30 | 1417 | 51.196 | 51.646 | 0.449 |
| 32 | 1126 | 50.599 | 50.962 | 0.363 |
| 32 | 1165 | 50.534 | 50.489 | -0.045 |
| 32 | 1300 | 51.606 | 49.739 | -1.867 |
| 35 | 376 | 51.196 | 51.461 | 0.265 |
| 35 | 405 | 50.819 | 51.129 | 0.310 |
| 35 | 425 | 50.804 | 50.974 | 0.170 |
| 35 | 492 | 50.691 | 50.959 | 0.268 |
| 35 | 501 | 51.520 | 51.378 | -0.143 |
| 35 | 521 | 50.079 | 51.762 | 1.682 |
| 50 | 300 | 50.567 | 50.945 | 0.378 |
| 50 | 756 | 50.599 | 50.784 | 0.185 |
| 50 | 1100 | 51.226 | 51.297 | 0.072 |
| 52 | 451 | 50.281 | 50.546 | 0.265 |
| 52 | 587 | 51.833 | 50.082 | -1.751 |
| 52 | 956 | 51.346 | 51.343 | -0.003 |
| 55 | 198 | 50.081 | 50.251 | 0.170 |
| 55 | 220 | 52.184 | 50.275 | -1.909 |
| 55 | 665 | 51.670 | 51.447 | -0.223 |
| 55 | 818 | 51.004 | 51.019 | 0.015 |
| 55 | 1057 | 49.811 | 51.746 | 1.935 |
| 55 | 1137 | 48.764 | 50.771 | 2.007 |
| 100 | 448 | 50.553 | 50.526 | -0.027 |
| 100 | 938 | 50.890 | 50.807 | -0.083 |
| 100 | 1051 | 51.155 | 51.227 | 0.072 |
| 102 | 921 | 50.236 | 50.436 | 0.200 |
| 102 | 1113 | 50.697 | 50.364 | -0.333 |
| 102 | 1234 | 50.430 | 50.525 | 0.095 |
| 105 | 194 | 53.049 | 51.143 | -1.906 |
| 105 | 367 | 50.665 | 50.846 | 0.181 |
| 105 | 440 | 50.445 | 50.293 | -0.152 |
| 105 | 477 | 49.775 | 50.284 | 0.509 |
| 105 | 556 | 52.407 | 50.935 | -1.471 |
| 105 | 1213 | 50.653 | 50.822 | 0.170 |
| Max | | 53.049 | 52.397 | 2.007 |
| Average | | 50.892 | 51.099 | 0.207 |
| Min | | 48.764 | 49.737 | -1.909 |
| Std Dev | | 0.757 | 0.609 | 0.931 |

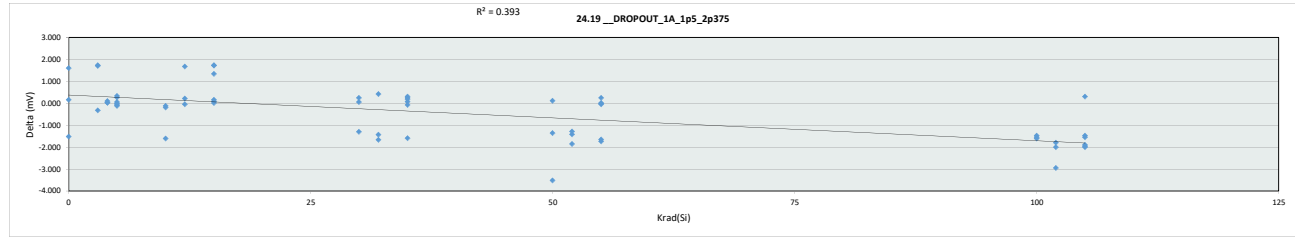


| 24.4 __DROPOUT_1A_1p5_3p6 | | | | | | | | | | | | | | | | |
|---------------------------|---------|-------------|---------|-----------|-----------|---------|---------|---------|---------|---------|---------|---------|---------|---------|---------|---------|
| Test Site | Tester | Test Number | Unit | Max Limit | Min Limit | | | | | | | | | | | |
| 0 | 3 | 4 | 5 | 10 | 12 | | | | | | | | | | | |
| 15 | 30 | 32 | 35 | 50 | 52 | | | | | | | | | | | |
| 55 | 100 | 102 | 105 | | | | | | | | | | | | | |
| LL | 49.737 | 50.676 | 50.953 | 50.538 | 50.998 | 50.834 | 51.130 | 50.807 | 49.739 | 50.959 | 50.784 | 50.082 | 50.251 | 50.526 | 50.364 | 50.284 |
| Average | 50.482 | 51.072 | 51.899 | 51.408 | 51.139 | 51.297 | 51.891 | 51.403 | 50.397 | 51.277 | 51.009 | 50.657 | 50.918 | 50.853 | 50.442 | 50.721 |
| Max | 50.985 | 51.444 | 52.397 | 51.794 | 51.221 | 51.628 | 52.294 | 51.756 | 50.962 | 51.762 | 51.297 | 51.343 | 51.746 | 51.227 | 50.525 | 51.143 |
| UL | 180.000 | 180.000 | 180.000 | 180.000 | 180.000 | 180.000 | 180.000 | 180.000 | 180.000 | 180.000 | 180.000 | 180.000 | 180.000 | 180.000 | 180.000 | 180.000 |

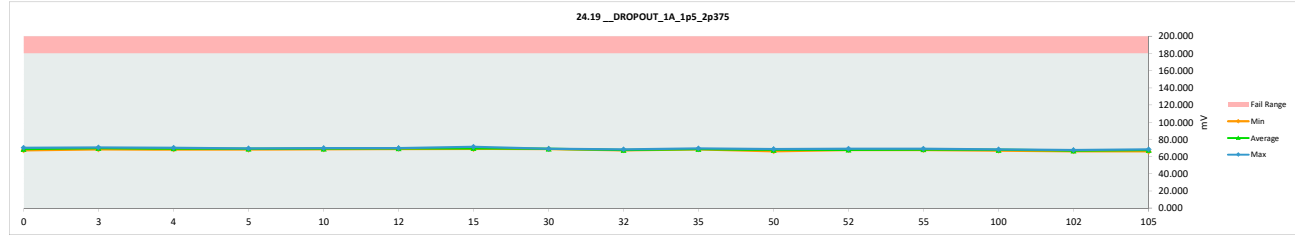


HDR TID Report
TPS7H3302-SP QML CALSS P

| 24.19 __DROPOUT_1A_1p5_2p375 | | | | |
|------------------------------|--------|-------------|--------|-----------|
| Test Site | Tester | Test Number | Unit | Max Limit |
| 0 | 775 | 68.095 | 68.250 | 0.155 |
| 0 | 1088 | 68.653 | 70.253 | 1.600 |
| 0 | 1106 | 68.790 | 67.277 | -1.513 |
| 3 | 817 | 68.758 | 70.497 | 1.739 |
| 3 | 825 | 68.523 | 70.235 | 1.712 |
| 3 | 833 | 68.788 | 68.466 | -0.321 |
| 4 | 547 | 68.449 | 68.479 | 0.030 |
| 4 | 645 | 69.605 | 69.632 | 0.027 |
| 4 | 788 | 69.976 | 70.077 | 0.101 |
| 5 | 959 | 69.150 | 69.136 | -0.015 |
| 5 | 991 | 68.037 | 67.920 | -0.116 |
| 5 | 1000 | 68.515 | 68.783 | 0.268 |
| 5 | 1011 | 69.273 | 69.202 | -0.071 |
| 5 | 1087 | 68.778 | 69.115 | 0.337 |
| 5 | 1097 | 69.361 | 69.418 | 0.057 |
| 10 | 180 | 68.901 | 68.716 | -0.185 |
| 10 | 236 | 70.016 | 69.899 | -0.116 |
| 10 | 246 | 69.926 | 68.324 | -1.602 |
| 12 | 190 | 69.097 | 69.055 | -0.042 |
| 12 | 266 | 68.913 | 69.124 | 0.212 |
| 12 | 308 | 68.345 | 70.027 | 1.682 |
| 15 | 848 | 69.182 | 69.266 | 0.084 |
| 15 | 878 | 67.896 | 69.617 | 1.721 |
| 15 | 880 | 70.086 | 71.433 | 1.346 |
| 15 | 942 | 69.789 | 69.804 | 0.015 |
| 15 | 947 | 68.912 | 70.648 | 1.736 |
| 15 | 962 | 68.513 | 68.671 | 0.158 |
| 30 | 1141 | 68.487 | 68.740 | 0.253 |
| 30 | 1242 | 69.040 | 69.097 | 0.057 |
| 30 | 1417 | 70.419 | 69.115 | -1.305 |
| 32 | 1126 | 67.800 | 68.220 | 0.420 |
| 32 | 1165 | 69.614 | 67.946 | -1.668 |
| 32 | 1300 | 68.668 | 67.238 | -1.430 |
| 35 | 376 | 68.748 | 69.058 | 0.310 |
| 35 | 405 | 70.042 | 68.455 | -1.587 |
| 35 | 425 | 68.258 | 68.330 | 0.072 |
| 35 | 492 | 68.372 | 68.300 | -0.072 |
| 35 | 501 | 68.695 | 68.888 | 0.193 |
| 35 | 521 | 69.133 | 69.385 | 0.253 |
| 50 | 300 | 69.620 | 68.259 | -1.361 |
| 50 | 756 | 69.792 | 66.272 | -3.520 |
| 50 | 1100 | 68.737 | 68.850 | 0.113 |
| 52 | 451 | 69.334 | 67.917 | -1.418 |
| 52 | 587 | 69.457 | 67.605 | -1.852 |
| 52 | 956 | 70.245 | 68.955 | -1.290 |
| 55 | 198 | 67.720 | 67.735 | 0.015 |
| 55 | 220 | 69.457 | 67.718 | -1.739 |
| 55 | 665 | 70.666 | 69.014 | -1.652 |
| 55 | 818 | 68.303 | 68.288 | -0.015 |
| 55 | 1057 | 68.936 | 68.891 | -0.045 |
| 55 | 1137 | 67.931 | 68.184 | 0.253 |
| 100 | 448 | 69.270 | 67.799 | -1.471 |
| 100 | 938 | 69.876 | 68.276 | -1.599 |
| 100 | 1051 | 68.526 | 66.983 | -1.543 |
| 102 | 921 | 69.474 | 67.679 | -1.796 |
| 102 | 1113 | 68.181 | 66.178 | -2.004 |
| 102 | 1234 | 69.400 | 66.451 | -2.949 |
| 105 | 194 | 70.348 | 68.386 | -1.962 |
| 105 | 367 | 68.077 | 66.603 | -1.474 |
| 105 | 440 | 67.941 | 65.937 | -2.004 |
| 105 | 477 | 69.096 | 67.554 | -1.543 |
| 105 | 556 | 69.989 | 68.092 | -1.897 |
| 105 | 1213 | 68.023 | 68.333 | 0.310 |
| Max | | 70.666 | 71.433 | 1.739 |
| Average | | 69.016 | 68.572 | -0.444 |
| Min | | 67.720 | 65.937 | -3.520 |
| Std Dev | | 0.735 | 1.108 | 1.191 |

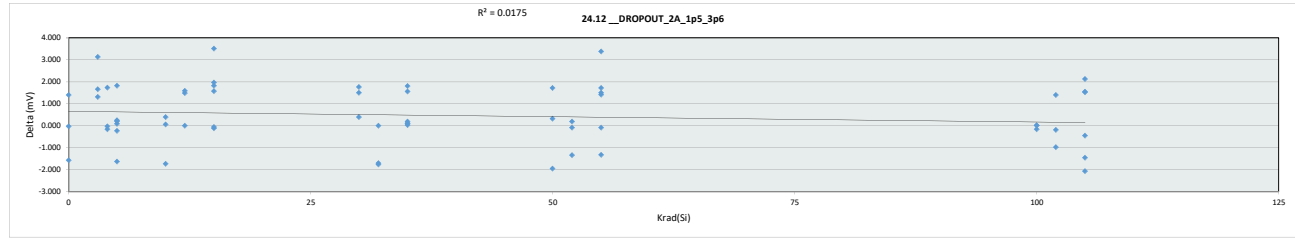


| 24.19 __DROPOUT_1A_1p5_2p375 | | | | | | | | | | | | | | | | | | | | | | |
|------------------------------|--------|-------------|------|-----------|-----------|---------|---------|---------|---------|---------|---------|---------|---------|---------|---------|---------|---------|---------|---------|---------|---------|--|
| Test Site | Tester | Test Number | Unit | Max Limit | Min Limit | | | | | | | | | | | | | | | | | |
| 0 | | | mV | 180 | | 0 | 3 | 4 | 5 | 10 | 12 | 15 | 30 | 32 | 35 | 50 | 52 | 55 | 100 | 102 | 105 | |
| LL | | | | | | 67.278 | 68.467 | 68.479 | 67.920 | 68.324 | 69.055 | 68.671 | 68.740 | 67.238 | 68.300 | 66.273 | 67.605 | 67.718 | 66.983 | 66.178 | 65.937 | |
| Min | | | | | | 68.593 | 69.733 | 69.396 | 68.929 | 68.980 | 69.402 | 69.907 | 68.984 | 67.801 | 68.736 | 67.794 | 68.159 | 68.305 | 67.686 | 66.769 | 67.484 | |
| Average | | | | | | 70.253 | 70.497 | 70.077 | 69.418 | 69.899 | 70.027 | 71.433 | 69.115 | 68.220 | 69.386 | 68.850 | 68.955 | 69.014 | 68.276 | 67.679 | 68.386 | |
| Max | | | | | | 180.000 | 180.000 | 180.000 | 180.000 | 180.000 | 180.000 | 180.000 | 180.000 | 180.000 | 180.000 | 180.000 | 180.000 | 180.000 | 180.000 | 180.000 | 180.000 | |
| UL | | | | | | | | | | | | | | | | | | | | | | |

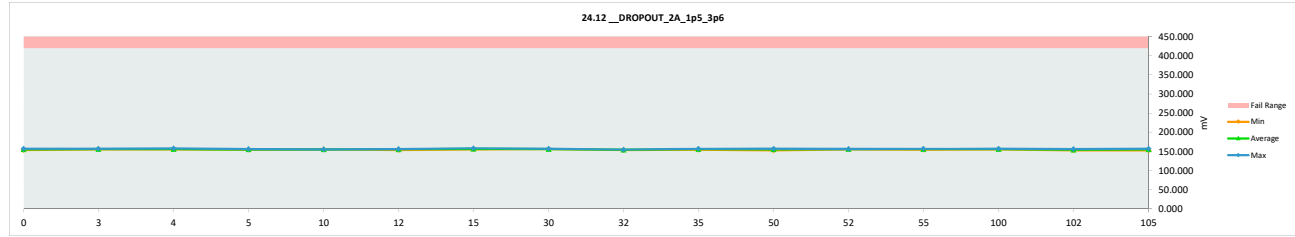


HDR TID Report
TPS7H3302-SP QML CALSS P

| 24.12 __DROPOUT_2A_1p5_3p6 | | | | |
|----------------------------|----------|---------|---------|--------|
| Test Site | Serial # | PRE | POST | Delta |
| 0 | 775 | 154.670 | 154.640 | -0.030 |
| 0 | 1088 | 155.451 | 156.851 | 1.400 |
| 0 | 1106 | 155.252 | 153.679 | -1.573 |
| 3 | 817 | 153.915 | 157.042 | 3.127 |
| 3 | 825 | 154.955 | 156.611 | 1.656 |
| 3 | 833 | 153.650 | 154.955 | 1.305 |
| 4 | 547 | 154.895 | 154.869 | -0.027 |
| 4 | 645 | 154.494 | 156.222 | 1.727 |
| 4 | 788 | 158.105 | 157.950 | -0.155 |
| 5 | 959 | 157.381 | 155.749 | -1.632 |
| 5 | 991 | 154.132 | 154.382 | 0.250 |
| 5 | 1000 | 155.131 | 155.214 | 0.083 |
| 5 | 1011 | 154.010 | 155.830 | 1.819 |
| 5 | 1087 | 155.282 | 155.490 | 0.208 |
| 5 | 1097 | 156.079 | 155.850 | -0.230 |
| 10 | 180 | 155.332 | 155.389 | 0.057 |
| 10 | 236 | 154.919 | 155.309 | 0.390 |
| 10 | 246 | 156.710 | 154.982 | -1.728 |
| 12 | 190 | 154.253 | 155.740 | 1.486 |
| 12 | 266 | 153.703 | 153.703 | 0.000 |
| 12 | 308 | 154.833 | 156.417 | 1.584 |
| 15 | 848 | 155.882 | 155.769 | -0.113 |
| 15 | 878 | 154.596 | 156.418 | 1.822 |
| 15 | 880 | 156.167 | 158.132 | 1.965 |
| 15 | 942 | 154.595 | 158.103 | 3.508 |
| 15 | 947 | 155.654 | 157.235 | 1.581 |
| 15 | 962 | 155.412 | 155.356 | -0.057 |
| 30 | 1141 | 155.032 | 156.530 | 1.498 |
| 30 | 1242 | 153.804 | 155.570 | 1.766 |
| 30 | 1417 | 155.165 | 155.561 | 0.396 |
| 32 | 1126 | 154.655 | 154.652 | -0.003 |
| 32 | 1165 | 156.158 | 154.404 | -1.754 |
| 32 | 1300 | 155.337 | 153.640 | -1.697 |
| 35 | 376 | 155.282 | 155.475 | 0.193 |
| 35 | 405 | 154.875 | 156.429 | 1.554 |
| 35 | 425 | 154.705 | 154.788 | 0.083 |
| 35 | 492 | 154.818 | 156.629 | 1.811 |
| 35 | 501 | 155.267 | 155.293 | 0.027 |
| 35 | 521 | 155.817 | 155.930 | 0.113 |
| 50 | 300 | 154.592 | 154.917 | 0.325 |
| 50 | 756 | 154.824 | 152.874 | -1.951 |
| 50 | 1100 | 155.225 | 156.938 | 1.712 |
| 52 | 451 | 156.008 | 156.201 | 0.193 |
| 52 | 587 | 156.044 | 155.960 | -0.083 |
| 52 | 956 | 156.748 | 155.413 | -1.335 |
| 55 | 198 | 152.779 | 154.280 | 1.501 |
| 55 | 220 | 155.915 | 154.599 | -1.316 |
| 55 | 665 | 157.128 | 157.045 | -0.083 |
| 55 | 818 | 155.029 | 156.447 | 1.418 |
| 55 | 1057 | 153.768 | 155.492 | 1.724 |
| 55 | 1137 | 152.963 | 156.340 | 3.377 |
| 100 | 448 | 155.996 | 156.011 | 0.015 |
| 100 | 938 | 156.546 | 156.561 | 0.015 |
| 100 | 1051 | 155.211 | 155.056 | -0.155 |
| 102 | 921 | 154.363 | 155.766 | 1.403 |
| 102 | 1113 | 154.583 | 154.393 | -0.190 |
| 102 | 1234 | 154.021 | 153.053 | -0.968 |
| 105 | 194 | 156.950 | 156.501 | -0.449 |
| 105 | 367 | 152.770 | 154.902 | 2.132 |
| 105 | 440 | 154.569 | 152.509 | -2.061 |
| 105 | 477 | 154.155 | 155.683 | 1.528 |
| 105 | 556 | 157.865 | 156.406 | -1.460 |
| 105 | 1213 | 154.723 | 156.266 | 1.543 |
| Max | | 158.105 | 158.132 | 3.508 |
| Average | | 155.129 | 155.594 | 0.464 |
| Min | | 152.770 | 152.509 | -2.061 |
| Std Dev | | 1.118 | 1.179 | 1.327 |



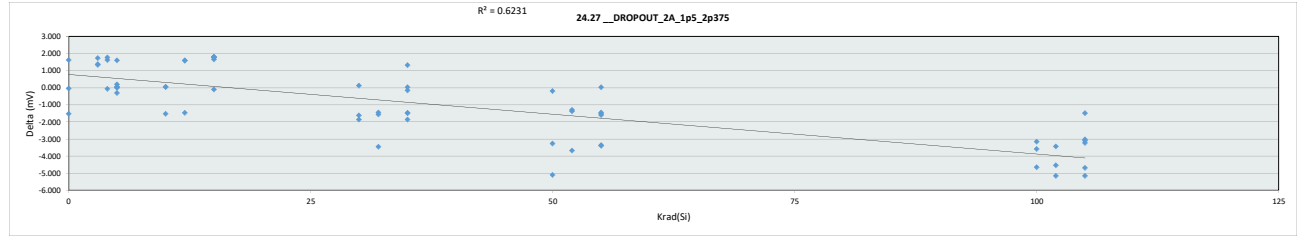
| 24.12 __DROPOUT_2A_1p5_3p6 | | | | | | | | | | | | |
|----------------------------|----------|---------|---------|--------|--|--|--|--|--|--|--|--|
| Test Site | Serial # | PRE | POST | Delta | | | | | | | | |
| 0 | 775 | 154.670 | 154.640 | -0.030 | | | | | | | | |
| 0 | 1088 | 155.451 | 156.851 | 1.400 | | | | | | | | |
| 0 | 1106 | 155.252 | 153.679 | -1.573 | | | | | | | | |
| 3 | 817 | 153.915 | 157.042 | 3.127 | | | | | | | | |
| 3 | 825 | 154.955 | 156.611 | 1.656 | | | | | | | | |
| 3 | 833 | 153.650 | 154.955 | 1.305 | | | | | | | | |
| 4 | 547 | 154.895 | 154.869 | -0.027 | | | | | | | | |
| 4 | 645 | 154.494 | 156.222 | 1.727 | | | | | | | | |
| 4 | 788 | 158.105 | 157.950 | -0.155 | | | | | | | | |
| 5 | 959 | 157.381 | 155.749 | -1.632 | | | | | | | | |
| 5 | 991 | 154.132 | 154.382 | 0.250 | | | | | | | | |
| 5 | 1000 | 155.131 | 155.214 | 0.083 | | | | | | | | |
| 5 | 1011 | 154.010 | 155.830 | 1.819 | | | | | | | | |
| 5 | 1087 | 155.282 | 155.490 | 0.208 | | | | | | | | |
| 5 | 1097 | 156.079 | 155.850 | -0.230 | | | | | | | | |
| 10 | 180 | 155.332 | 155.389 | 0.057 | | | | | | | | |
| 10 | 236 | 154.919 | 155.309 | 0.390 | | | | | | | | |
| 10 | 246 | 156.710 | 154.982 | -1.728 | | | | | | | | |
| 12 | 190 | 154.253 | 155.740 | 1.486 | | | | | | | | |
| 12 | 266 | 153.703 | 153.703 | 0.000 | | | | | | | | |
| 12 | 308 | 154.833 | 156.417 | 1.584 | | | | | | | | |
| 15 | 848 | 155.882 | 155.769 | -0.113 | | | | | | | | |
| 15 | 878 | 154.596 | 156.418 | 1.822 | | | | | | | | |
| 15 | 880 | 156.167 | 158.132 | 1.965 | | | | | | | | |
| 15 | 942 | 154.595 | 158.103 | 3.508 | | | | | | | | |
| 15 | 947 | 155.654 | 157.235 | 1.581 | | | | | | | | |
| 15 | 962 | 155.412 | 155.356 | -0.057 | | | | | | | | |
| 30 | 1141 | 155.032 | 156.530 | 1.498 | | | | | | | | |
| 30 | 1242 | 153.804 | 155.570 | 1.766 | | | | | | | | |
| 30 | 1417 | 155.165 | 155.561 | 0.396 | | | | | | | | |
| 32 | 1126 | 154.655 | 154.652 | -0.003 | | | | | | | | |
| 32 | 1165 | 156.158 | 154.404 | -1.754 | | | | | | | | |
| 32 | 1300 | 155.337 | 153.640 | -1.697 | | | | | | | | |
| 35 | 376 | 155.282 | 155.475 | 0.193 | | | | | | | | |
| 35 | 405 | 154.875 | 156.429 | 1.554 | | | | | | | | |
| 35 | 425 | 154.705 | 154.788 | 0.083 | | | | | | | | |
| 35 | 492 | 154.818 | 156.629 | 1.811 | | | | | | | | |
| 35 | 501 | 155.267 | 155.293 | 0.027 | | | | | | | | |
| 35 | 521 | 155.817 | 155.930 | 0.113 | | | | | | | | |
| 50 | 300 | 154.592 | 154.917 | 0.325 | | | | | | | | |
| 50 | 756 | 154.824 | 152.874 | -1.951 | | | | | | | | |
| 50 | 1100 | 155.225 | 156.938 | 1.712 | | | | | | | | |
| 52 | 451 | 156.008 | 156.201 | 0.193 | | | | | | | | |
| 52 | 587 | 156.044 | 155.960 | -0.083 | | | | | | | | |
| 52 | 956 | 156.748 | 155.413 | -1.335 | | | | | | | | |
| 55 | 198 | 152.779 | 154.280 | 1.501 | | | | | | | | |
| 55 | 220 | 155.915 | 154.599 | -1.316 | | | | | | | | |
| 55 | 665 | 157.128 | 157.045 | -0.083 | | | | | | | | |
| 55 | 818 | 155.029 | 156.447 | 1.418 | | | | | | | | |
| 55 | 1057 | 153.768 | 155.492 | 1.724 | | | | | | | | |
| 55 | 1137 | 152.963 | 156.340 | 3.377 | | | | | | | | |
| 100 | 448 | 155.996 | 156.011 | 0.015 | | | | | | | | |
| 100 | 938 | 156.546 | 156.561 | 0.015 | | | | | | | | |
| 100 | 1051 | 155.211 | 155.056 | -0.155 | | | | | | | | |
| 102 | 921 | 154.363 | 155.766 | 1.403 | | | | | | | | |
| 102 | 1113 | 154.583 | 154.393 | -0.190 | | | | | | | | |
| 102 | 1234 | 154.021 | 153.053 | -0.968 | | | | | | | | |
| 105 | 194 | 156.950 | 156.501 | -0.449 | | | | | | | | |
| 105 | 367 | 152.770 | 154.902 | 2.132 | | | | | | | | |
| 105 | 440 | 154.569 | 152.509 | -2.061 | | | | | | | | |
| 105 | 477 | 154.155 | 155.683 | 1.528 | | | | | | | | |
| 105 | 556 | 157.865 | 156.406 | -1.460 | | | | | | | | |
| 105 | 1213 | 154.723 | 156.266 | 1.543 | | | | | | | | |
| Max | | 158.105 | 158.132 | 3.508 | | | | | | | | |
| Average | | 155.129 | 155.594 | 0.464 | | | | | | | | |
| Min | | 152.770 | 152.509 | -2.061 | | | | | | | | |
| Std Dev | | 1.118 | 1.179 | 1.327 | | | | | | | | |



HDR TID Report
TPS7H3302-SP QML CALSS P

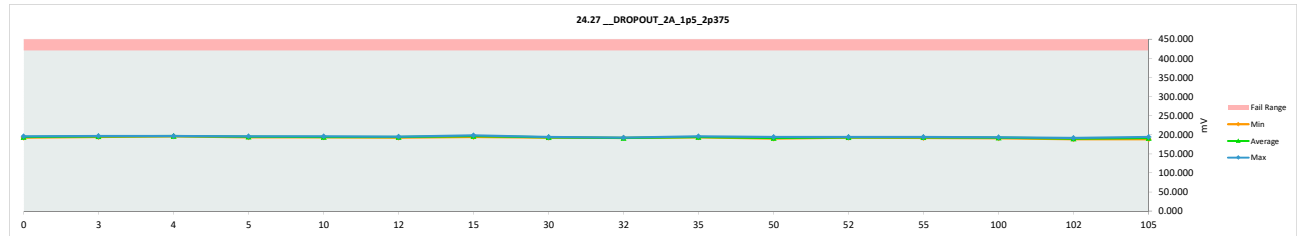
| 24.27 __DROPOUT_2A_1p5_2p375 | | | |
|------------------------------|-----|-----|--|
| Test Site | | | |
| Tester | | | |
| Test Number | | | |
| Unit | mV | mV | |
| Max Limit | 420 | 420 | |
| Min Limit | | | |

| Krad(Si) | Serial # | PRE | POST | Delta |
|----------|----------|---------|---------|--------|
| 0 | 775 | 193.369 | 194.995 | 1.626 |
| 0 | 1088 | 195.610 | 195.568 | -0.042 |
| 0 | 1106 | 193.992 | 192.465 | -1.528 |
| 3 | 817 | 194.216 | 195.601 | 1.385 |
| 3 | 825 | 195.494 | 196.826 | 1.331 |
| 3 | 833 | 192.070 | 193.797 | 1.727 |
| 4 | 847 | 193.583 | 195.352 | 1.769 |
| 4 | 645 | 194.921 | 196.550 | 1.629 |
| 4 | 788 | 196.864 | 196.807 | -0.057 |
| 5 | 959 | 196.009 | 196.062 | 0.053 |
| 5 | 991 | 193.228 | 193.281 | 0.053 |
| 5 | 1000 | 193.860 | 194.057 | 0.196 |
| 5 | 1011 | 194.351 | 195.962 | 1.611 |
| 5 | 1087 | 195.947 | 195.943 | -0.003 |
| 5 | 1097 | 194.722 | 194.409 | -0.313 |
| 10 | 180 | 193.907 | 193.964 | 0.057 |
| 10 | 236 | 195.316 | 195.370 | 0.053 |
| 10 | 246 | 195.102 | 193.586 | -1.516 |
| 12 | 190 | 192.673 | 194.257 | 1.584 |
| 12 | 266 | 194.059 | 192.587 | -1.471 |
| 12 | 308 | 193.351 | 194.962 | 1.611 |
| 15 | 848 | 194.570 | 196.237 | 1.667 |
| 15 | 878 | 193.253 | 195.034 | 1.781 |
| 15 | 880 | 196.692 | 198.461 | 1.769 |
| 15 | 942 | 194.980 | 196.791 | 1.811 |
| 15 | 947 | 195.926 | 197.733 | 1.807 |
| 15 | 962 | 194.028 | 193.930 | -0.098 |
| 30 | 1141 | 193.535 | 193.663 | 0.128 |
| 30 | 1242 | 194.231 | 192.363 | -1.867 |
| 30 | 1417 | 195.508 | 193.894 | -1.614 |
| 32 | 1126 | 193.146 | 191.698 | -1.448 |
| 32 | 1165 | 194.872 | 191.424 | -3.448 |
| 32 | 1300 | 193.968 | 192.414 | -1.554 |
| 35 | 376 | 195.762 | 193.894 | -1.867 |
| 35 | 405 | 195.486 | 195.328 | -0.158 |
| 35 | 425 | 194.893 | 193.434 | -1.459 |
| 35 | 492 | 193.645 | 194.962 | 1.317 |
| 35 | 501 | 195.467 | 193.981 | -1.486 |
| 35 | 521 | 194.463 | 194.490 | 0.027 |
| 50 | 300 | 194.936 | 191.666 | -3.270 |
| 50 | 756 | 195.138 | 190.049 | -5.089 |
| 50 | 1100 | 194.097 | 193.898 | -0.200 |
| 52 | 451 | 194.356 | 193.063 | -1.293 |
| 52 | 587 | 196.399 | 192.727 | -3.672 |
| 52 | 956 | 195.549 | 194.173 | -1.376 |
| 55 | 198 | 192.866 | 191.410 | -1.456 |
| 55 | 220 | 194.731 | 191.378 | -3.353 |
| 55 | 665 | 197.355 | 193.952 | -3.403 |
| 55 | 818 | 195.033 | 193.438 | -1.596 |
| 55 | 1057 | 195.711 | 194.180 | -1.531 |
| 55 | 1137 | 193.247 | 193.277 | 0.030 |
| 100 | 448 | 196.366 | 193.213 | -3.154 |
| 100 | 938 | 196.957 | 193.381 | -3.576 |
| 100 | 1051 | 195.287 | 190.632 | -4.655 |
| 102 | 921 | 194.847 | 191.413 | -3.433 |
| 102 | 1113 | 194.870 | 189.713 | -5.158 |
| 102 | 1234 | 192.777 | 188.248 | -4.530 |
| 105 | 194 | 196.954 | 193.732 | -3.222 |
| 105 | 367 | 193.268 | 190.180 | -3.089 |
| 105 | 440 | 193.200 | 188.043 | -5.158 |
| 105 | 477 | 194.412 | 191.398 | -3.014 |
| 105 | 556 | 196.594 | 191.910 | -4.685 |
| 105 | 1213 | 193.396 | 191.910 | -1.486 |
| | Max | 197.355 | 198.461 | 1.811 |
| | Average | 194.689 | 193.637 | -1.052 |
| | Min | 192.070 | 188.043 | -5.158 |
| | Std Dev | 1.219 | 2.141 | 2.103 |



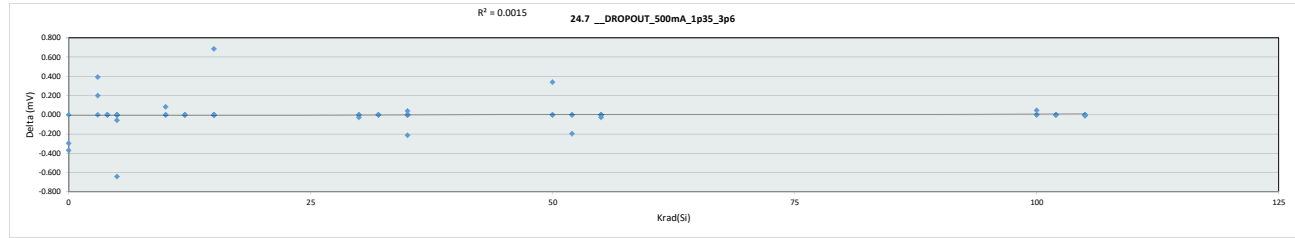
| 24.27 __DROPOUT_2A_1p5_2p375 | | | |
|------------------------------|-----|----|--|
| Test Site | | | |
| Tester | | | |
| Test Number | | | |
| Max Limit | 420 | mV | |
| Min Limit | | mV | |

| Krad(Si) | 0 | 3 | 4 | 5 | 10 | 12 | 15 | 30 | 32 | 35 | 50 | 52 | 55 | 100 | 102 | 105 |
|----------|---------|---------|---------|---------|---------|---------|---------|---------|---------|---------|---------|---------|---------|---------|---------|---------|
| LL | | | | | | | | | | | | | | | | |
| Min | 192.465 | 193.797 | 195.352 | 193.281 | 193.586 | 192.587 | 193.930 | 192.363 | 191.424 | 193.434 | 190.049 | 192.727 | 191.378 | 190.632 | 188.248 | 188.043 |
| Average | 194.343 | 195.408 | 196.236 | 194.952 | 194.306 | 193.936 | 196.364 | 193.307 | 191.845 | 194.348 | 191.871 | 193.321 | 192.939 | 192.408 | 189.791 | 191.195 |
| Max | 195.569 | 196.826 | 196.807 | 196.062 | 195.370 | 194.962 | 198.461 | 193.894 | 192.414 | 195.328 | 193.898 | 194.173 | 194.180 | 193.381 | 191.413 | 193.732 |
| UL | 420.000 | 420.000 | 420.000 | 420.000 | 420.000 | 420.000 | 420.000 | 420.000 | 420.000 | 420.000 | 420.000 | 420.000 | 420.000 | 420.000 | 420.000 | 420.000 |

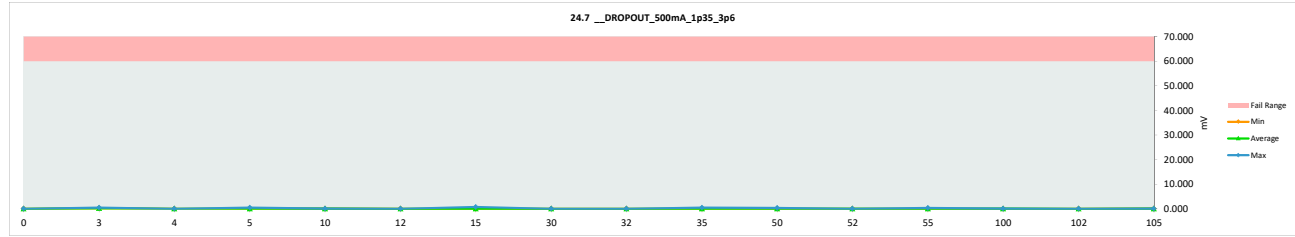


HDR TID Report
TPS7H3302-SP QML CALSS P

| 24.7 __DROPOUT_500mA_1p35_3p6 | | | | |
|-------------------------------|----------|-------------|-------|-----------|
| Test Site | Tester | Test Number | Unit | Max Limit |
| | | | mV | 60 |
| | | | mV | 60 |
| Krad(Si) | Serial # | PRE | POST | Delta |
| 0 | 775 | 0.000 | 0.000 | 0.000 |
| 0 | 1088 | 0.370 | 0.000 | -0.370 |
| 0 | 1106 | 0.296 | 0.000 | -0.296 |
| 3 | 817 | 0.000 | 0.392 | 0.392 |
| 3 | 825 | 0.000 | 0.000 | 0.000 |
| 3 | 833 | 0.000 | 0.199 | 0.199 |
| 4 | 847 | 0.000 | 0.000 | 0.000 |
| 4 | 645 | 0.000 | 0.000 | 0.000 |
| 4 | 788 | 0.000 | 0.000 | 0.000 |
| 5 | 959 | 0.644 | 0.000 | -0.644 |
| 5 | 991 | 0.000 | 0.000 | 0.000 |
| 5 | 1000 | 0.459 | 0.402 | -0.057 |
| 5 | 1011 | 0.000 | 0.000 | 0.000 |
| 5 | 1087 | 0.000 | 0.000 | 0.000 |
| 5 | 1097 | 0.000 | 0.000 | 0.000 |
| 10 | 180 | 0.000 | 0.082 | 0.082 |
| 10 | 236 | 0.000 | 0.000 | 0.000 |
| 10 | 246 | 0.000 | 0.000 | 0.000 |
| 12 | 190 | 0.000 | 0.000 | 0.000 |
| 12 | 266 | 0.000 | 0.000 | 0.000 |
| 12 | 308 | 0.000 | 0.000 | 0.000 |
| 15 | 848 | 0.000 | 0.000 | 0.000 |
| 15 | 878 | 0.000 | 0.000 | 0.000 |
| 15 | 880 | 0.000 | 0.000 | 0.000 |
| 15 | 942 | 0.000 | 0.000 | 0.000 |
| 15 | 947 | 0.000 | 0.683 | 0.683 |
| 15 | 962 | 0.000 | 0.000 | 0.000 |
| 30 | 1141 | 0.000 | 0.000 | 0.000 |
| 30 | 1242 | 0.000 | 0.000 | 0.000 |
| 30 | 1417 | 0.028 | 0.000 | -0.028 |
| 32 | 1126 | 0.000 | 0.000 | 0.000 |
| 32 | 1165 | 0.000 | 0.000 | 0.000 |
| 32 | 1300 | 0.000 | 0.000 | 0.000 |
| 35 | 376 | 0.212 | 0.000 | -0.212 |
| 35 | 405 | 0.000 | 0.000 | 0.000 |
| 35 | 425 | 0.000 | 0.000 | 0.000 |
| 35 | 492 | 0.000 | 0.000 | 0.000 |
| 35 | 501 | 0.397 | 0.436 | 0.039 |
| 35 | 521 | 0.000 | 0.000 | 0.000 |
| 50 | 300 | 0.000 | 0.000 | 0.000 |
| 50 | 756 | 0.000 | 0.000 | 0.000 |
| 50 | 1100 | 0.000 | 0.340 | 0.340 |
| 52 | 451 | 0.000 | 0.000 | 0.000 |
| 52 | 587 | 0.000 | 0.000 | 0.000 |
| 52 | 956 | 0.196 | 0.000 | -0.196 |
| 55 | 198 | 0.000 | 0.000 | 0.000 |
| 55 | 220 | 0.000 | 0.000 | 0.000 |
| 55 | 665 | 0.350 | 0.323 | -0.027 |
| 55 | 818 | 0.000 | 0.000 | 0.000 |
| 55 | 1057 | 0.000 | 0.000 | 0.000 |
| 55 | 1137 | 0.000 | 0.000 | 0.000 |
| 100 | 448 | 0.000 | 0.000 | 0.000 |
| 100 | 938 | 0.000 | 0.000 | 0.000 |
| 100 | 1051 | 0.000 | 0.046 | 0.046 |
| 102 | 921 | 0.000 | 0.000 | 0.000 |
| 102 | 1113 | 0.000 | 0.000 | 0.000 |
| 102 | 1234 | 0.000 | 0.000 | 0.000 |
| 105 | 194 | 0.031 | 0.020 | -0.012 |
| 105 | 367 | 0.000 | 0.000 | 0.000 |
| 105 | 440 | 0.000 | 0.000 | 0.000 |
| 105 | 477 | 0.000 | 0.000 | 0.000 |
| 105 | 556 | 0.000 | 0.000 | 0.000 |
| 105 | 1213 | 0.000 | 0.000 | 0.000 |
| | Max | 0.644 | 0.683 | 0.683 |
| | Average | 0.047 | 0.046 | -0.001 |
| | Min | 0.000 | 0.000 | -0.644 |
| | Std Dev | 0.132 | 0.134 | 0.156 |

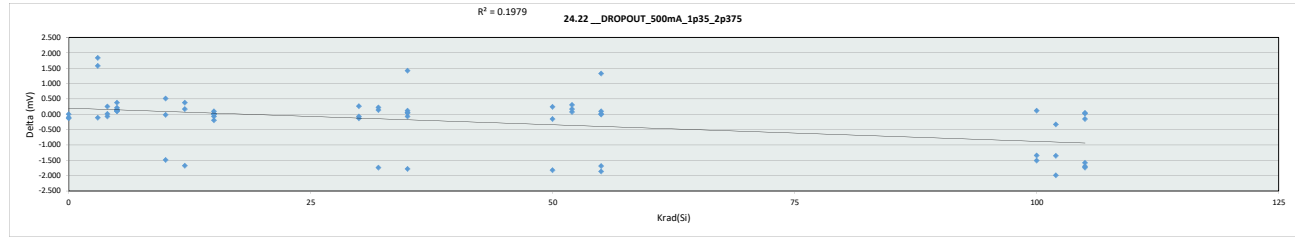


| 24.7 __DROPOUT_500mA_1p35_3p6 | | | | | | | | | | | | | | | | | | | | | |
|-------------------------------|--------|-------------|---------|-----------|-----------|--------|--------|--------|--------|--------|--------|--------|--------|--------|--------|--------|--------|--------|--------|--------|--------|
| Test Site | Tester | Test Number | Unit | Max Limit | Min Limit | | | | | | | | | | | | | | | | |
| | | | mV | 60 | | | | | | | | | | | | | | | | | |
| | | | mV | | | | | | | | | | | | | | | | | | |
| Krad(Si) | LL | Min | Average | Max | UL | 0 | 3 | 4 | 5 | 10 | 12 | 15 | 30 | 32 | 35 | 50 | 52 | 55 | 100 | 102 | 105 |
| | 0.000 | 0.000 | 0.000 | 0.000 | 60.000 | 0.000 | 0.199 | 0.000 | 0.000 | 0.082 | 0.000 | 0.000 | 0.000 | 0.000 | 0.000 | 0.000 | 0.000 | 0.000 | 0.000 | 0.000 | 0.020 |
| | 0.000 | 0.000 | 0.000 | 0.000 | 60.000 | 0.000 | 0.197 | 0.000 | 0.067 | 0.027 | 0.000 | 0.114 | 0.000 | 0.000 | 0.073 | 0.113 | 0.000 | 0.054 | 0.015 | 0.000 | 0.003 |
| | 0.000 | 0.000 | 0.000 | 0.000 | 60.000 | 0.000 | 0.397 | 0.000 | 0.402 | 0.082 | 0.000 | 0.683 | 0.000 | 0.000 | 0.436 | 0.340 | 0.000 | 0.323 | 0.046 | 0.000 | 0.020 |
| | 60.000 | 60.000 | 60.000 | 60.000 | 60.000 | 60.000 | 60.000 | 60.000 | 60.000 | 60.000 | 60.000 | 60.000 | 60.000 | 60.000 | 60.000 | 60.000 | 60.000 | 60.000 | 60.000 | 60.000 | 60.000 |

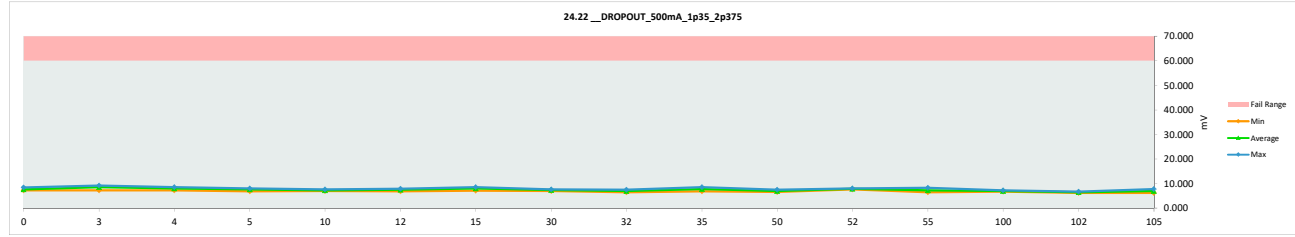


HDR TID Report
TPS7H3302-SP QML CALSS P

| 24.22_DROPOUT_500mA_1p35_2p375 | | | | |
|--------------------------------|----------|-------------|-------|-----------|
| Test Site | Tester | Test Number | Unit | Max Limit |
| | | | mV | 60 |
| | | | mV | 60 |
| Krad(Si) | Serial # | PRE | POST | Delta |
| 0 | 775 | 8.484 | 8.356 | -0.128 |
| 0 | 1088 | 7.330 | 7.228 | -0.102 |
| 0 | 1106 | 7.384 | 7.384 | 0.000 |
| 3 | 817 | 7.631 | 9.204 | 1.573 |
| 3 | 825 | 7.158 | 8.996 | 1.837 |
| 3 | 833 | 7.411 | 7.298 | -0.113 |
| 4 | 547 | 7.254 | 7.186 | -0.068 |
| 4 | 645 | 8.381 | 8.396 | 0.015 |
| 4 | 788 | 8.286 | 8.539 | 0.253 |
| 5 | 959 | 7.559 | 7.938 | 0.379 |
| 5 | 991 | 6.671 | 6.797 | 0.126 |
| 5 | 1000 | 7.305 | 7.460 | 0.155 |
| 5 | 1011 | 7.598 | 7.810 | 0.212 |
| 5 | 1087 | 7.511 | 7.622 | 0.111 |
| 5 | 1097 | 7.969 | 8.065 | 0.096 |
| 10 | 180 | 7.182 | 7.691 | 0.509 |
| 10 | 236 | 7.093 | 7.075 | -0.017 |
| 10 | 246 | 8.505 | 7.016 | -1.489 |
| 12 | 190 | 7.491 | 7.872 | 0.381 |
| 12 | 266 | 7.503 | 7.673 | 0.170 |
| 12 | 308 | 8.564 | 6.894 | -1.671 |
| 15 | 848 | 7.745 | 7.743 | -0.003 |
| 15 | 878 | 8.425 | 8.354 | -0.071 |
| 15 | 880 | 8.722 | 8.525 | -0.196 |
| 15 | 942 | 8.326 | 8.341 | 0.015 |
| 15 | 947 | 7.815 | 7.911 | 0.096 |
| 15 | 962 | 7.148 | 7.163 | 0.015 |
| 30 | 1141 | 7.051 | 6.979 | -0.071 |
| 30 | 1242 | 7.366 | 7.634 | 0.268 |
| 30 | 1417 | 7.539 | 7.411 | -0.128 |
| 32 | 1126 | 6.646 | 6.784 | 0.137 |
| 32 | 1165 | 8.219 | 6.480 | -1.739 |
| 32 | 1300 | 7.243 | 7.470 | 0.226 |
| 35 | 376 | 7.398 | 7.452 | 0.054 |
| 35 | 405 | 7.048 | 8.463 | 1.415 |
| 35 | 425 | 8.606 | 6.822 | -1.784 |
| 35 | 492 | 8.478 | 8.591 | 0.113 |
| 35 | 501 | 7.330 | 7.256 | -0.074 |
| 35 | 521 | 7.964 | 8.006 | 0.042 |
| 50 | 300 | 7.007 | 6.852 | -0.155 |
| 50 | 756 | 8.427 | 6.605 | -1.822 |
| 50 | 1100 | 7.273 | 7.511 | 0.238 |
| 52 | 451 | 7.883 | 8.049 | 0.167 |
| 52 | 587 | 7.934 | 8.008 | 0.075 |
| 52 | 956 | 7.337 | 7.643 | 0.306 |
| 55 | 198 | 8.136 | 6.453 | -1.683 |
| 55 | 220 | 8.386 | 6.519 | -1.867 |
| 55 | 665 | 7.547 | 7.565 | 0.018 |
| 55 | 818 | 7.134 | 7.122 | -0.012 |
| 55 | 1057 | 7.457 | 7.555 | 0.098 |
| 55 | 1137 | 6.917 | 8.248 | 1.331 |
| 100 | 448 | 8.101 | 6.755 | -1.346 |
| 100 | 938 | 8.564 | 7.051 | -1.513 |
| 100 | 1051 | 7.188 | 7.301 | 0.113 |
| 102 | 921 | 8.177 | 6.185 | -1.992 |
| 102 | 1113 | 6.730 | 6.397 | -0.333 |
| 102 | 1234 | 8.062 | 6.712 | -1.349 |
| 105 | 194 | 6.689 | 6.994 | -1.694 |
| 105 | 367 | 6.924 | 6.950 | 0.027 |
| 105 | 440 | 7.949 | 6.213 | -1.736 |
| 105 | 477 | 7.969 | 7.814 | -0.155 |
| 105 | 556 | 8.567 | 6.983 | -1.584 |
| 105 | 1213 | 6.813 | 6.854 | 0.042 |
| | Max | 8.722 | 9.204 | 1.837 |
| | Average | 7.691 | 7.464 | -0.227 |
| | Min | 6.646 | 6.185 | -1.992 |
| | Std Dev | 0.583 | 0.690 | 0.870 |



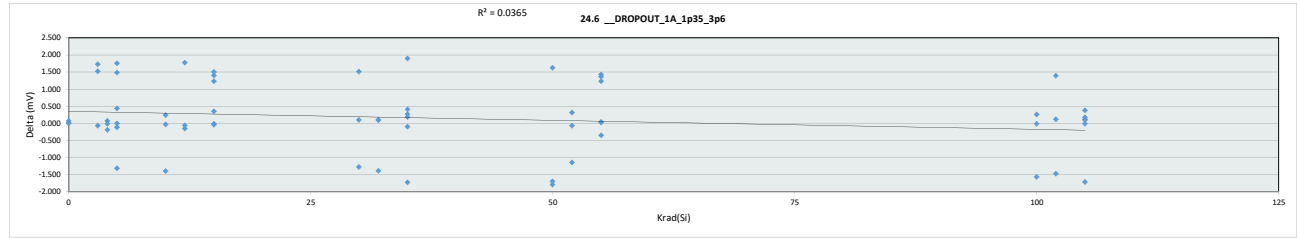
| 24.22_DROPOUT_500mA_1p35 | | | | | | | | | | | | | | | | |
|--------------------------|--------|-------------|--------|-----------|-----------|--------|--------|--------|--------|--------|--------|--------|--------|--------|--------|--------|
| Test Site | Tester | Test Number | Unit | Max Limit | Min Limit | | | | | | | | | | | |
| | | | mV | 60 | | | | | | | | | | | | |
| | | | mV | | | | | | | | | | | | | |
| Krad(Si) | 0 | 3 | 4 | 5 | 10 | 12 | 15 | 30 | 32 | 35 | 50 | 52 | 55 | 100 | 102 | 105 |
| LL | | | | | | | | | | | | | | | | |
| Min | 7.228 | 7.298 | 7.186 | 6.797 | 7.016 | 6.894 | 7.163 | 6.979 | 6.480 | 6.822 | 6.605 | 7.643 | 6.453 | 6.755 | 6.185 | 6.213 |
| Average | 7.656 | 8.499 | 8.040 | 7.615 | 7.261 | 7.479 | 8.006 | 7.341 | 6.911 | 7.765 | 6.989 | 7.900 | 7.244 | 7.035 | 6.431 | 6.968 |
| Max | 8.356 | 9.204 | 8.539 | 8.065 | 7.691 | 7.872 | 8.525 | 7.634 | 7.470 | 8.591 | 7.511 | 8.049 | 8.248 | 7.301 | 6.712 | 7.814 |
| UL | 60.000 | 60.000 | 60.000 | 60.000 | 60.000 | 60.000 | 60.000 | 60.000 | 60.000 | 60.000 | 60.000 | 60.000 | 60.000 | 60.000 | 60.000 | 60.000 |



HDR TID Report
TPS7H3302-SP QML CALSS P

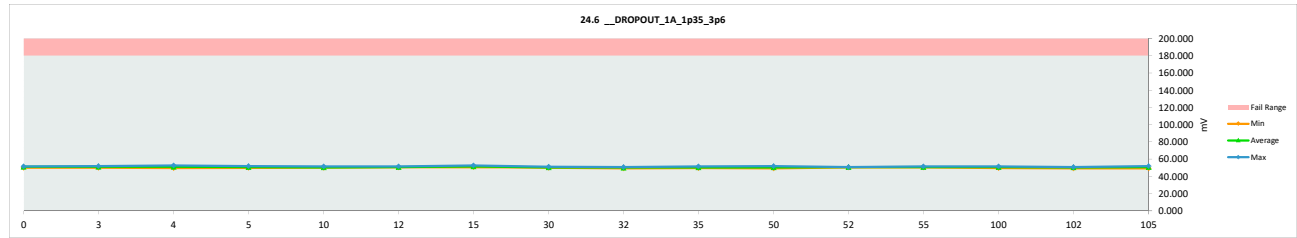
| 24.6 __DROPOUT_1A_1p35_3p6 | | |
|----------------------------|-----|-----|
| Test Site | | |
| Tester | | |
| Test Number | | |
| Unit | mV | mV |
| Max Limit | 180 | 180 |
| Min Limit | | |

| Krad(Si) | Serial # | PRE | POST | Delta |
|----------|----------|--------|--------|--------|
| 0 | 775 | 51.019 | 51.090 | 0.072 |
| 0 | 1088 | 51.634 | 51.634 | 0.000 |
| 0 | 1106 | 50.145 | 50.145 | 0.000 |
| 3 | 817 | 50.211 | 51.727 | 1.516 |
| 3 | 825 | 49.795 | 51.519 | 1.724 |
| 3 | 833 | 50.003 | 49.935 | -0.068 |
| 4 | 547 | 49.891 | 49.694 | -0.196 |
| 4 | 645 | 51.017 | 51.089 | 0.071 |
| 4 | 788 | 52.650 | 52.636 | -0.015 |
| 5 | 959 | 51.991 | 50.672 | -1.319 |
| 5 | 991 | 49.448 | 50.935 | 1.487 |
| 5 | 1000 | 50.082 | 51.836 | 1.754 |
| 5 | 1011 | 50.318 | 50.757 | 0.438 |
| 5 | 1087 | 50.148 | 50.145 | -0.003 |
| 5 | 1097 | 50.817 | 50.702 | -0.116 |
| 10 | 180 | 50.075 | 50.045 | -0.030 |
| 10 | 236 | 51.329 | 51.564 | 0.235 |
| 10 | 246 | 51.323 | 49.921 | -1.402 |
| 12 | 190 | 50.550 | 50.395 | -0.155 |
| 12 | 266 | 50.464 | 50.408 | -0.057 |
| 12 | 308 | 49.587 | 51.356 | 1.769 |
| 15 | 848 | 50.326 | 50.677 | 0.352 |
| 15 | 878 | 51.062 | 51.044 | -0.018 |
| 15 | 880 | 51.287 | 52.689 | 1.403 |
| 15 | 942 | 50.963 | 50.921 | -0.042 |
| 15 | 947 | 50.407 | 51.905 | 1.498 |
| 15 | 962 | 50.053 | 51.286 | 1.233 |
| 30 | 1141 | 49.744 | 51.257 | 1.513 |
| 30 | 1242 | 50.157 | 50.255 | 0.098 |
| 30 | 1417 | 51.477 | 50.202 | -1.275 |
| 32 | 1126 | 50.826 | 49.435 | -1.390 |
| 32 | 1165 | 50.829 | 50.927 | 0.098 |
| 32 | 1300 | 50.106 | 50.204 | 0.098 |
| 35 | 376 | 51.732 | 50.006 | -1.727 |
| 35 | 405 | 51.144 | 51.552 | 0.409 |
| 35 | 425 | 49.447 | 49.712 | 0.265 |
| 35 | 492 | 49.602 | 51.496 | 1.894 |
| 35 | 501 | 50.050 | 49.949 | -0.101 |
| 35 | 521 | 50.488 | 50.669 | 0.181 |
| 50 | 300 | 51.326 | 49.629 | -1.697 |
| 50 | 756 | 51.049 | 49.256 | -1.792 |
| 50 | 1100 | 50.276 | 51.902 | 1.626 |
| 52 | 451 | 50.576 | 50.886 | 0.310 |
| 52 | 587 | 50.755 | 50.687 | -0.068 |
| 52 | 956 | 51.614 | 50.464 | -1.150 |
| 55 | 198 | 49.215 | 50.576 | 1.361 |
| 55 | 220 | 50.966 | 51.008 | 0.042 |
| 55 | 665 | 52.021 | 51.673 | -0.348 |
| 55 | 818 | 50.039 | 51.272 | 1.233 |
| 55 | 1057 | 50.177 | 50.204 | 0.027 |
| 55 | 1137 | 49.440 | 50.870 | 1.430 |
| 100 | 448 | 50.821 | 50.809 | -0.012 |
| 100 | 938 | 51.117 | 51.370 | 0.253 |
| 100 | 1051 | 51.340 | 49.768 | -1.572 |
| 102 | 921 | 50.576 | 50.689 | 0.113 |
| 102 | 1113 | 49.423 | 50.814 | 1.391 |
| 102 | 1234 | 50.797 | 49.322 | -1.474 |
| 105 | 194 | 51.733 | 51.721 | -0.012 |
| 105 | 367 | 49.519 | 49.896 | 0.378 |
| 105 | 440 | 50.838 | 49.117 | -1.721 |
| 105 | 477 | 50.648 | 50.761 | 0.113 |
| 105 | 556 | 51.189 | 51.359 | 0.170 |
| 105 | 1213 | 51.189 | 51.287 | 0.098 |
| | Max | 52.650 | 52.689 | 1.894 |
| | Average | 50.617 | 50.758 | 0.141 |
| | Min | 49.215 | 49.117 | -1.792 |
| | Std Dev | 0.746 | 0.793 | 0.988 |



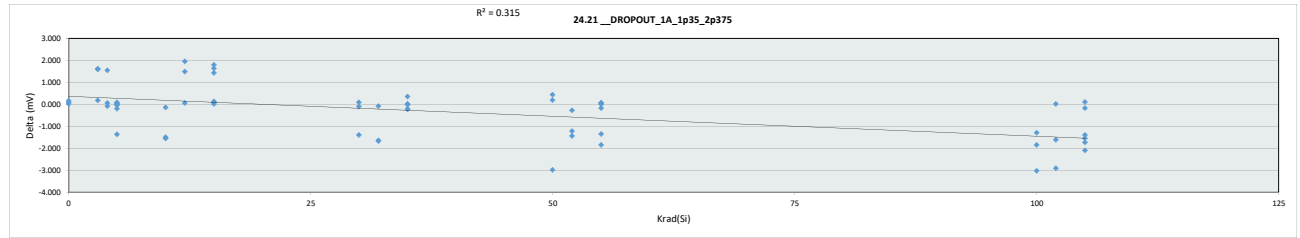
| 24.6 __DROPOUT_1A_1p35_3p6 | | |
|----------------------------|-----|----|
| Test Site | | |
| Tester | | |
| Test Number | | |
| Max Limit | 180 | mV |
| Min Limit | | mV |

| Krad(Si) | 0 | 3 | 4 | 5 | 10 | 12 | 15 | 30 | 32 | 35 | 50 | 52 | 55 | 100 | 102 | 105 |
|----------|---------|---------|---------|---------|---------|---------|---------|---------|---------|---------|---------|---------|---------|---------|---------|---------|
| LL | | | | | | | | | | | | | | | | |
| Min | 50.145 | 49.935 | 49.694 | 50.145 | 49.921 | 50.395 | 50.677 | 50.202 | 49.435 | 49.712 | 49.256 | 50.464 | 50.204 | 49.768 | 49.322 | 49.117 |
| Average | 50.957 | 51.060 | 51.140 | 50.841 | 50.510 | 50.720 | 51.421 | 50.571 | 50.189 | 50.564 | 50.262 | 50.679 | 50.934 | 50.649 | 50.275 | 50.690 |
| Max | 51.634 | 51.727 | 52.636 | 51.836 | 51.564 | 51.356 | 52.690 | 51.257 | 50.927 | 51.552 | 51.902 | 50.886 | 51.673 | 51.370 | 50.814 | 51.721 |
| UL | 180.000 | 180.000 | 180.000 | 180.000 | 180.000 | 180.000 | 180.000 | 180.000 | 180.000 | 180.000 | 180.000 | 180.000 | 180.000 | 180.000 | 180.000 | 180.000 |

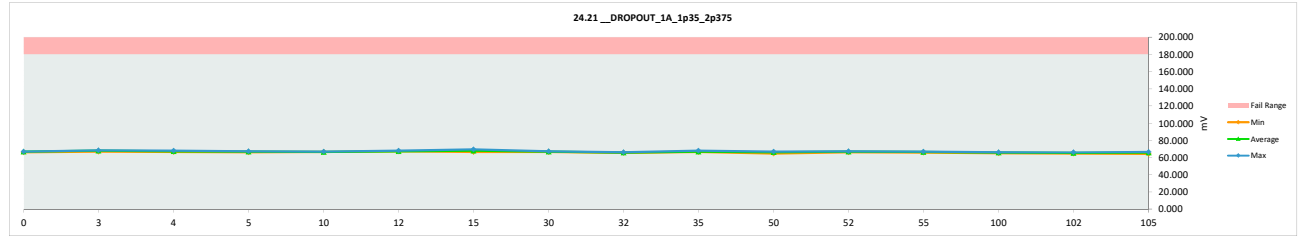


HDR TID Report
TPS7H3302-SP QML CALSS P

| 24.21_DROPOUT_1A_1p35_2p375 | | | | |
|-----------------------------|--------|-------------|------|-----------|
| Test Site | Tester | Test Number | Unit | Max Limit |
| 0 | 775 | 66.183 | POST | 66.198 |
| 0 | 1088 | 66.825 | POST | 66.923 |
| 0 | 1106 | 66.822 | POST | 66.992 |
| 3 | 817 | 66.945 | POST | 68.544 |
| 3 | 825 | 66.668 | POST | 68.294 |
| 3 | 833 | 66.638 | POST | 66.823 |
| 4 | 547 | 66.609 | POST | 66.526 |
| 4 | 645 | 66.095 | POST | 67.638 |
| 4 | 788 | 67.895 | POST | 67.966 |
| 5 | 959 | 67.254 | POST | 67.266 |
| 5 | 991 | 66.140 | POST | 66.096 |
| 5 | 1000 | 66.985 | POST | 67.026 |
| 5 | 1011 | 67.236 | POST | 67.335 |
| 5 | 1087 | 68.296 | POST | 66.935 |
| 5 | 1097 | 67.521 | POST | 67.322 |
| 10 | 180 | 66.835 | POST | 66.695 |
| 10 | 236 | 68.032 | POST | 66.543 |
| 10 | 246 | 68.185 | POST | 66.639 |
| 12 | 190 | 65.684 | POST | 67.170 |
| 12 | 266 | 67.028 | POST | 67.100 |
| 12 | 308 | 66.011 | POST | 67.961 |
| 15 | 848 | 67.369 | POST | 67.509 |
| 15 | 878 | 66.196 | POST | 67.834 |
| 15 | 880 | 68.077 | POST | 69.506 |
| 15 | 942 | 67.667 | POST | 67.682 |
| 15 | 947 | 66.929 | POST | 68.722 |
| 15 | 962 | 66.602 | POST | 66.688 |
| 30 | 1141 | 66.308 | POST | 66.406 |
| 30 | 1242 | 67.185 | POST | 67.087 |
| 30 | 1417 | 68.308 | POST | 66.921 |
| 32 | 1126 | 66.270 | POST | 66.196 |
| 32 | 1165 | 67.547 | POST | 65.907 |
| 32 | 1300 | 66.896 | POST | 65.229 |
| 35 | 376 | 66.950 | POST | 66.935 |
| 35 | 405 | 68.214 | POST | 68.003 |
| 35 | 425 | 66.475 | POST | 66.475 |
| 35 | 492 | 66.052 | POST | 66.404 |
| 35 | 501 | 66.995 | POST | 66.781 |
| 35 | 521 | 67.263 | POST | 67.278 |
| 50 | 300 | 66.306 | POST | 66.502 |
| 50 | 756 | 67.684 | POST | 64.700 |
| 50 | 1100 | 66.444 | POST | 66.882 |
| 52 | 451 | 67.238 | POST | 66.020 |
| 52 | 587 | 67.572 | POST | 67.295 |
| 52 | 956 | 68.419 | POST | 66.987 |
| 55 | 198 | 65.654 | POST | 65.710 |
| 55 | 220 | 67.474 | POST | 66.131 |
| 55 | 665 | 68.755 | POST | 66.906 |
| 55 | 818 | 66.361 | POST | 66.195 |
| 55 | 1057 | 66.798 | POST | 66.881 |
| 55 | 1137 | 66.201 | POST | 66.201 |
| 100 | 448 | 67.441 | POST | 66.155 |
| 100 | 938 | 68.032 | POST | 66.195 |
| 100 | 1051 | 68.101 | POST | 65.072 |
| 102 | 921 | 67.491 | POST | 65.880 |
| 102 | 1113 | 65.972 | POST | 65.993 |
| 102 | 1234 | 67.515 | POST | 64.611 |
| 105 | 194 | 68.365 | POST | 66.644 |
| 105 | 367 | 66.222 | POST | 64.835 |
| 105 | 440 | 66.214 | POST | 64.124 |
| 105 | 477 | 65.755 | POST | 65.585 |
| 105 | 556 | 68.021 | POST | 66.478 |
| 105 | 1213 | 66.266 | POST | 66.380 |
| Max | | 68.755 | | 69.506 |
| Average | | 67.040 | | 66.697 |
| Min | | 65.654 | | 64.124 |
| Std Dev | | 0.794 | | 0.984 |

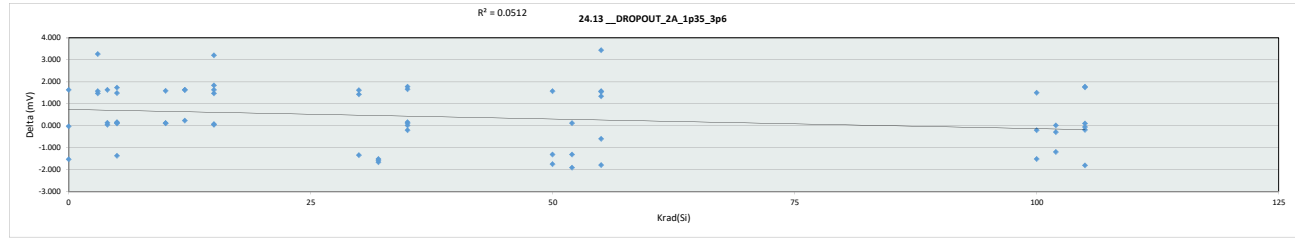


| 24.21_DROPOUT_1A_1p35_2p375 | | | | | | | | | | |
|-----------------------------|--------|-------------|------|-----------|-----------|--|--|--|--|--|
| Test Site | Tester | Test Number | Unit | Max Limit | Min Limit | | | | | |
| 0 | 775 | 66.183 | POST | 66.198 | 66.198 | | | | | |
| 0 | 1088 | 66.825 | POST | 66.923 | 66.823 | | | | | |
| 0 | 1106 | 66.822 | POST | 66.992 | 66.823 | | | | | |
| 3 | 817 | 66.945 | POST | 68.544 | 68.544 | | | | | |
| 3 | 825 | 66.668 | POST | 68.294 | 68.294 | | | | | |
| 3 | 833 | 66.638 | POST | 66.823 | 66.823 | | | | | |
| 4 | 547 | 66.609 | POST | 66.526 | 66.526 | | | | | |
| 4 | 645 | 66.095 | POST | 67.638 | 67.638 | | | | | |
| 4 | 788 | 67.895 | POST | 67.966 | 67.966 | | | | | |
| 5 | 959 | 67.254 | POST | 67.266 | 67.266 | | | | | |
| 5 | 991 | 66.140 | POST | 66.096 | 66.096 | | | | | |
| 5 | 1000 | 66.985 | POST | 67.026 | 67.026 | | | | | |
| 5 | 1011 | 67.236 | POST | 67.335 | 67.335 | | | | | |
| 5 | 1087 | 68.296 | POST | 66.935 | 66.935 | | | | | |
| 5 | 1097 | 67.521 | POST | 67.322 | 67.322 | | | | | |
| 10 | 180 | 66.835 | POST | 66.695 | 66.695 | | | | | |
| 10 | 236 | 68.032 | POST | 66.543 | 66.543 | | | | | |
| 10 | 246 | 68.185 | POST | 66.639 | 66.639 | | | | | |
| 12 | 190 | 65.684 | POST | 67.170 | 67.170 | | | | | |
| 12 | 266 | 67.028 | POST | 67.100 | 67.100 | | | | | |
| 12 | 308 | 66.011 | POST | 67.961 | 67.961 | | | | | |
| 15 | 848 | 67.369 | POST | 67.509 | 67.509 | | | | | |
| 15 | 878 | 66.196 | POST | 67.834 | 67.834 | | | | | |
| 15 | 880 | 68.077 | POST | 69.506 | 69.506 | | | | | |
| 15 | 942 | 67.667 | POST | 67.682 | 67.682 | | | | | |
| 15 | 947 | 66.929 | POST | 68.722 | 68.722 | | | | | |
| 15 | 962 | 66.602 | POST | 66.688 | 66.688 | | | | | |
| 30 | 1141 | 66.308 | POST | 66.406 | 66.406 | | | | | |
| 30 | 1242 | 67.185 | POST | 67.087 | 67.087 | | | | | |
| 30 | 1417 | 68.308 | POST | 66.921 | 66.921 | | | | | |
| 32 | 1126 | 66.270 | POST | 66.196 | 66.196 | | | | | |
| 32 | 1165 | 67.547 | POST | 65.907 | 65.907 | | | | | |
| 32 | 1300 | 66.896 | POST | 65.229 | 65.229 | | | | | |
| 35 | 376 | 66.950 | POST | 66.935 | 66.935 | | | | | |
| 35 | 405 | 68.214 | POST | 68.003 | 68.003 | | | | | |
| 35 | 425 | 66.475 | POST | 66.475 | 66.475 | | | | | |
| 35 | 492 | 66.052 | POST | 66.404 | 66.404 | | | | | |
| 35 | 501 | 66.995 | POST | 66.781 | 66.781 | | | | | |
| 35 | 521 | 67.263 | POST | 67.278 | 67.278 | | | | | |
| 50 | 300 | 66.306 | POST | 66.502 | 66.502 | | | | | |
| 50 | 756 | 67.684 | POST | 64.700 | 64.700 | | | | | |
| 50 | 1100 | 66.444 | POST | 66.882 | 66.882 | | | | | |
| 52 | 451 | 67.238 | POST | 66.020 | 66.020 | | | | | |
| 52 | 587 | 67.572 | POST | 67.295 | 67.295 | | | | | |
| 52 | 956 | 68.419 | POST | 66.987 | 66.987 | | | | | |
| 55 | 198 | 65.654 | POST | 65.710 | 65.710 | | | | | |
| 55 | 220 | 67.474 | POST | 66.131 | 66.131 | | | | | |
| 55 | 665 | 68.755 | POST | 66.906 | 66.906 | | | | | |
| 55 | 818 | 66.361 | POST | 66.195 | 66.195 | | | | | |
| 55 | 1057 | 66.798 | POST | 66.881 | 66.881 | | | | | |
| 55 | 1137 | 66.201 | POST | 66.201 | 66.201 | | | | | |
| 100 | 448 | 67.441 | POST | 66.155 | 66.155 | | | | | |
| 100 | 938 | 68.032 | POST | 66.195 | 66.195 | | | | | |
| 100 | 1051 | 68.101 | POST | 65.072 | 65.072 | | | | | |
| 102 | 921 | 67.491 | POST | 65.880 | 65.880 | | | | | |
| 102 | 1113 | 65.972 | POST | 65.993 | 65.993 | | | | | |
| 102 | 1234 | 67.515 | POST | 64.611 | 64.611 | | | | | |
| 105 | 194 | 68.365 | POST | 66.644 | 66.644 | | | | | |
| 105 | 367 | 66.222 | POST | 64.835 | 64.835 | | | | | |
| 105 | 440 | 66.214 | POST | 64.124 | 64.124 | | | | | |
| 105 | 477 | 65.755 | POST | 65.585 | 65.585 | | | | | |
| 105 | 556 | 68.021 | POST | 66.478 | 66.478 | | | | | |
| 105 | 1213 | 66.266 | POST | 66.380 | 66.380 | | | | | |
| LL | | 66.198 | | 66.198 | 66.198 | | | | | |
| Min | | 66.823 | | 66.823 | 66.823 | | | | | |
| Average | | 67.887 | | 67.377 | 66.997 | | | | | |
| Max | | 68.544 | | 67.966 | 67.335 | | | | | |
| UL | | 180.000 | | 180.000 | 180.000 | | | | | |

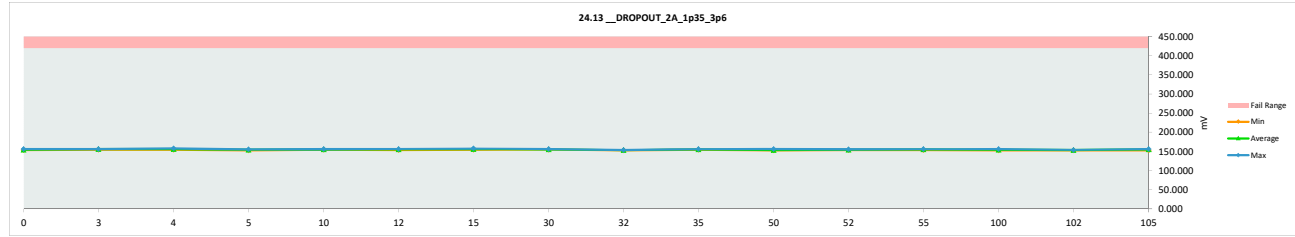


HDR TID Report
TPS7H3302-SP QML CALSS P

| 24.13 __DROPOUT_2A_1p35_3p6 | | | | |
|-----------------------------|--------|-------------|---------|-----------|
| Test Site | Tester | Test Number | Unit | Max Limit |
| 0 | 775 | 154,045 | PRE | POST |
| 0 | 1088 | 154,686 | 154,015 | Delta |
| 0 | 1106 | 154,796 | 156,312 | 1.626 |
| 3 | 817 | 153,180 | 156,447 | 3.267 |
| 3 | 825 | 154,458 | 156,030 | 1.573 |
| 3 | 833 | 152,998 | 154,473 | 1.474 |
| 4 | 547 | 154,372 | 154,500 | 0.128 |
| 4 | 645 | 154,054 | 155,680 | 1.626 |
| 4 | 788 | 157,298 | 157,340 | 0.042 |
| 5 | 959 | 156,613 | 155,252 | -1.361 |
| 5 | 991 | 152,221 | 152,357 | 0.137 |
| 5 | 1000 | 154,718 | 154,876 | 0.158 |
| 5 | 1011 | 153,499 | 154,982 | 1.483 |
| 5 | 1087 | 154,713 | 154,823 | 0.110 |
| 5 | 1097 | 153,417 | 155,156 | 1.739 |
| 10 | 180 | 154,666 | 154,779 | 0.113 |
| 10 | 236 | 154,366 | 155,959 | 1.593 |
| 10 | 246 | 154,420 | 154,542 | 0.122 |
| 12 | 190 | 153,489 | 155,115 | 1.626 |
| 12 | 266 | 153,150 | 153,388 | 0.238 |
| 12 | 308 | 154,393 | 156,019 | 1.626 |
| 15 | 848 | 155,343 | 155,382 | 0.039 |
| 15 | 878 | 154,057 | 155,525 | 1.468 |
| 15 | 880 | 155,542 | 157,382 | 1.840 |
| 15 | 942 | 154,083 | 157,282 | 3.198 |
| 15 | 947 | 154,987 | 156,625 | 1.638 |
| 15 | 962 | 154,576 | 154,647 | 0.072 |
| 30 | 1141 | 154,252 | 155,682 | 1.429 |
| 30 | 1242 | 153,307 | 154,918 | 1.611 |
| 30 | 1417 | 156,113 | 154,782 | -1.331 |
| 32 | 1126 | 153,976 | 152,457 | -1.519 |
| 32 | 1165 | 155,533 | 153,881 | -1.653 |
| 32 | 1300 | 154,769 | 153,200 | -1.569 |
| 35 | 376 | 154,966 | 154,767 | -0.199 |
| 35 | 405 | 156,033 | 156,045 | 0.012 |
| 35 | 425 | 154,321 | 154,476 | 0.155 |
| 35 | 492 | 154,166 | 155,947 | 1.781 |
| 35 | 501 | 154,770 | 154,895 | 0.125 |
| 35 | 521 | 153,581 | 155,249 | 1.668 |
| 50 | 300 | 154,363 | 152,624 | -1.739 |
| 50 | 756 | 153,931 | 152,630 | -1.301 |
| 50 | 1100 | 154,686 | 156,256 | 1.569 |
| 52 | 451 | 155,171 | 155,296 | 0.125 |
| 52 | 587 | 155,490 | 153,584 | -1.906 |
| 52 | 956 | 156,251 | 154,946 | -1.305 |
| 55 | 198 | 152,085 | 153,628 | 1.543 |
| 55 | 220 | 155,588 | 153,792 | -1.796 |
| 55 | 665 | 156,714 | 156,125 | -0.589 |
| 55 | 818 | 154,547 | 155,894 | 1.346 |
| 55 | 1057 | 153,173 | 154,742 | 1.569 |
| 55 | 1137 | 152,111 | 155,548 | 3.437 |
| 100 | 448 | 154,183 | 153,986 | -0.197 |
| 100 | 938 | 154,336 | 155,837 | 1.501 |
| 100 | 1051 | 154,446 | 152,933 | -1.513 |
| 102 | 921 | 153,768 | 153,783 | 0.015 |
| 102 | 1113 | 154,086 | 153,795 | -0.292 |
| 102 | 1234 | 153,819 | 152,628 | -1.191 |
| 105 | 194 | 156,283 | 156,230 | -0.053 |
| 105 | 367 | 152,613 | 152,723 | 0.110 |
| 105 | 440 | 153,876 | 153,682 | -0.193 |
| 105 | 477 | 153,405 | 155,186 | 1.781 |
| 105 | 556 | 157,451 | 155,641 | -1.811 |
| 105 | 1213 | 154,030 | 155,780 | 1.751 |
| Max | | 157,451 | 157,382 | 3.437 |
| Average | | 154,450 | 154,853 | 0.403 |
| Min | | 152,085 | 152,357 | -1.906 |
| Std Dev | | 1.146 | 1.261 | 1.370 |



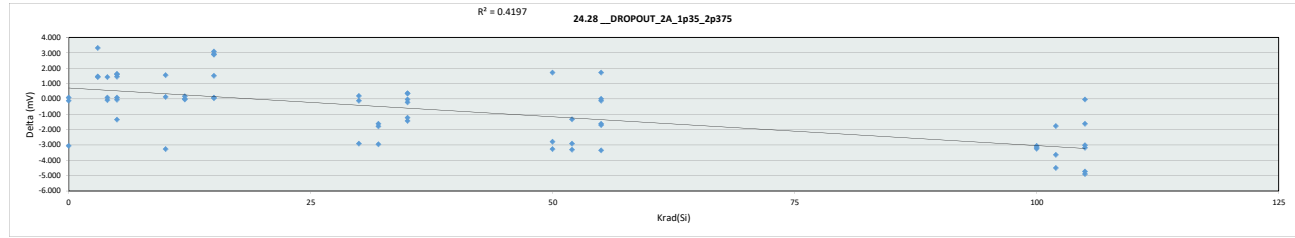
| 24.13 __DROPOUT_2A_1p35_3p6 | | | | | | | | | | | | | | | | | | | | | | |
|-----------------------------|---------|-------------|---------|-----------|-----------|---------|---------|---------|---------|---------|---------|---------|---------|---------|---------|---------|----|----|-----|-----|-----|--|
| Test Site | Tester | Test Number | Unit | Max Limit | Min Limit | Krad(S) | | | | | | | | | | | | | | | | |
| 0 | | | mV | 420 | | 0 | 3 | 4 | 5 | 10 | 12 | 15 | 30 | 32 | 35 | 50 | 52 | 55 | 100 | 102 | 105 | |
| LL | | | | | | | | | | | | | | | | | | | | | | |
| Min | 153,269 | 154,473 | 154,500 | 152,358 | 154,542 | 153,388 | 154,647 | 154,782 | 152,457 | 154,476 | 152,624 | 153,584 | 153,628 | 152,933 | 152,628 | 152,723 | | | | | | |
| Average | 154,532 | 155,650 | 155,840 | 154,574 | 155,093 | 154,840 | 156,141 | 155,127 | 153,179 | 155,230 | 153,837 | 154,609 | 154,955 | 154,252 | 153,402 | 154,874 | | | | | | |
| Max | 156,312 | 156,447 | 157,340 | 155,252 | 155,959 | 156,019 | 157,382 | 155,682 | 153,881 | 156,045 | 156,256 | 155,296 | 156,125 | 155,837 | 153,795 | 156,230 | | | | | | |
| UL | 420,000 | 420,000 | 420,000 | 420,000 | 420,000 | 420,000 | 420,000 | 420,000 | 420,000 | 420,000 | 420,000 | 420,000 | 420,000 | 420,000 | 420,000 | 420,000 | | | | | | |



HDR TID Report
TPS7H3302-SP QML CALSS P

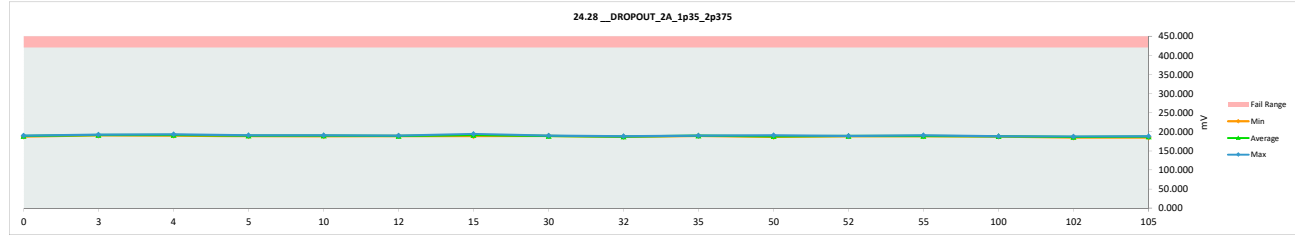
| 24.28_DROPOUT_2A_1p35_2p375 | | | |
|-----------------------------|-----|-----|--|
| Test Site | | | |
| Tester | | | |
| Test Number | | | |
| Unit | mV | mV | |
| Max Limit | 420 | 420 | |
| Min Limit | | | |

| Krad(Si) | Serial # | PRE | POST | Delta |
|----------|----------|---------|---------|--------|
| 0 | 775 | 189.888 | 189.775 | -0.113 |
| 0 | 1088 | 190.164 | 190.247 | 0.083 |
| 0 | 1106 | 190.259 | 187.203 | -3.055 |
| 3 | 817 | 188.880 | 192.204 | 3.323 |
| 3 | 825 | 190.132 | 191.561 | 1.430 |
| 3 | 833 | 188.827 | 190.286 | 1.459 |
| 4 | 847 | 190.159 | 190.257 | 0.098 |
| 4 | 645 | 189.856 | 191.285 | 1.430 |
| 4 | 788 | 192.945 | 192.874 | -0.071 |
| 5 | 959 | 192.302 | 190.956 | -1.346 |
| 5 | 991 | 187.963 | 187.906 | -0.057 |
| 5 | 1000 | 188.962 | 190.406 | 1.444 |
| 5 | 1011 | 189.047 | 190.670 | 1.623 |
| 5 | 1087 | 190.443 | 190.538 | 0.095 |
| 5 | 1097 | 189.260 | 190.842 | 1.581 |
| 10 | 180 | 188.869 | 190.411 | 1.543 |
| 10 | 236 | 190.096 | 190.218 | 0.122 |
| 10 | 246 | 191.678 | 188.405 | -3.273 |
| 12 | 190 | 189.023 | 189.023 | 0.000 |
| 12 | 266 | 188.993 | 189.175 | 0.182 |
| 12 | 308 | 189.870 | 189.840 | -0.030 |
| 15 | 848 | 190.707 | 190.803 | 0.095 |
| 15 | 878 | 188.132 | 191.214 | 3.082 |
| 15 | 880 | 191.555 | 194.441 | 2.886 |
| 15 | 942 | 189.715 | 192.631 | 2.915 |
| 15 | 947 | 190.747 | 192.257 | 1.510 |
| 15 | 962 | 188.469 | 188.525 | 0.057 |
| 30 | 1141 | 189.941 | 189.813 | -0.128 |
| 30 | 1242 | 189.023 | 189.219 | 0.196 |
| 30 | 1417 | 191.828 | 188.913 | -2.915 |
| 32 | 1126 | 189.635 | 186.690 | -2.945 |
| 32 | 1165 | 189.524 | 187.899 | -1.626 |
| 32 | 1300 | 188.858 | 187.078 | -1.781 |
| 35 | 376 | 190.259 | 189.026 | -1.233 |
| 35 | 405 | 191.522 | 190.093 | -1.429 |
| 35 | 425 | 189.953 | 189.923 | -0.030 |
| 35 | 492 | 189.769 | 190.123 | 0.354 |
| 35 | 501 | 190.473 | 190.244 | -0.229 |
| 35 | 521 | 189.270 | 189.621 | 0.351 |
| 50 | 300 | 189.644 | 186.854 | -2.791 |
| 50 | 756 | 189.775 | 186.508 | -3.267 |
| 50 | 1100 | 188.833 | 190.557 | 1.724 |
| 52 | 451 | 189.374 | 188.039 | -1.335 |
| 52 | 587 | 192.676 | 189.371 | -3.305 |
| 52 | 956 | 191.940 | 189.036 | -2.904 |
| 55 | 198 | 187.941 | 187.816 | -0.125 |
| 55 | 220 | 191.220 | 187.870 | -3.350 |
| 55 | 665 | 191.965 | 190.343 | -1.623 |
| 55 | 818 | 190.051 | 190.055 | 0.003 |
| 55 | 1057 | 190.473 | 188.760 | -1.713 |
| 55 | 1137 | 187.842 | 189.566 | 1.724 |
| 100 | 448 | 191.146 | 188.091 | -3.055 |
| 100 | 938 | 191.454 | 188.316 | -3.139 |
| 100 | 1051 | 190.403 | 187.163 | -3.240 |
| 102 | 921 | 189.514 | 187.748 | -1.766 |
| 102 | 1113 | 189.718 | 186.077 | -3.641 |
| 102 | 1234 | 189.481 | 184.978 | -4.503 |
| 105 | 194 | 193.273 | 188.384 | -4.890 |
| 105 | 367 | 188.328 | 186.699 | -1.629 |
| 105 | 440 | 187.852 | 184.675 | -3.177 |
| 105 | 477 | 189.121 | 186.107 | -3.014 |
| 105 | 556 | 192.774 | 188.048 | -4.726 |
| 105 | 1213 | 188.414 | 188.372 | -0.042 |
| | Max | 193.273 | 194.441 | 3.323 |
| | Average | 190.003 | 189.238 | -0.765 |
| | Min | 187.842 | 184.675 | -4.890 |
| | Std Dev | 1.325 | 1.907 | 2.065 |



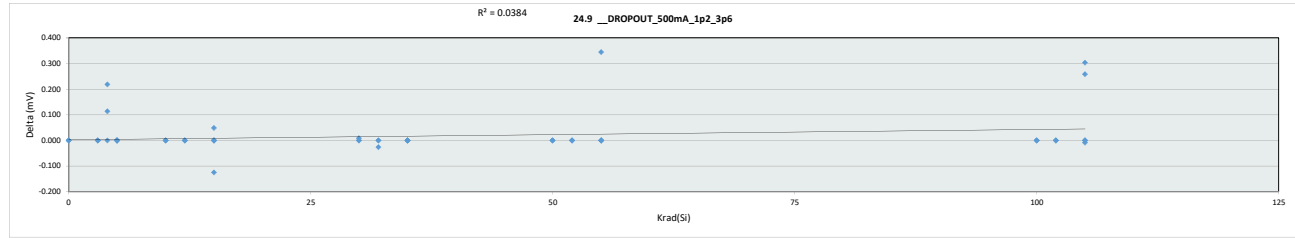
| 24.28_DROPOUT_2A_1p35_2p375 | | | |
|-----------------------------|-----|----|--|
| Test Site | | | |
| Tester | | | |
| Test Number | | | |
| Max Limit | 420 | mV | |
| Min Limit | | mV | |

| Krad(Si) | 0 | 3 | 4 | 5 | 10 | 12 | 15 | 30 | 32 | 35 | 50 | 52 | 55 | 100 | 102 | 105 |
|----------|---------|---------|---------|---------|---------|---------|---------|---------|---------|---------|---------|---------|---------|---------|---------|---------|
| LL | | | | | | | | | | | | | | | | |
| Min | 187.203 | 190.286 | 190.257 | 187.906 | 188.405 | 189.023 | 188.525 | 188.913 | 186.690 | 189.026 | 186.508 | 188.039 | 187.816 | 187.163 | 184.978 | 184.675 |
| Average | 189.075 | 191.350 | 191.472 | 190.220 | 189.678 | 189.346 | 191.645 | 189.315 | 187.222 | 189.838 | 187.973 | 188.815 | 189.068 | 187.856 | 186.268 | 187.047 |
| Max | 190.247 | 192.204 | 192.874 | 190.956 | 190.411 | 189.840 | 194.441 | 189.813 | 187.899 | 190.244 | 190.557 | 189.371 | 190.343 | 188.316 | 187.748 | 188.384 |
| UL | 420.000 | 420.000 | 420.000 | 420.000 | 420.000 | 420.000 | 420.000 | 420.000 | 420.000 | 420.000 | 420.000 | 420.000 | 420.000 | 420.000 | 420.000 | 420.000 |

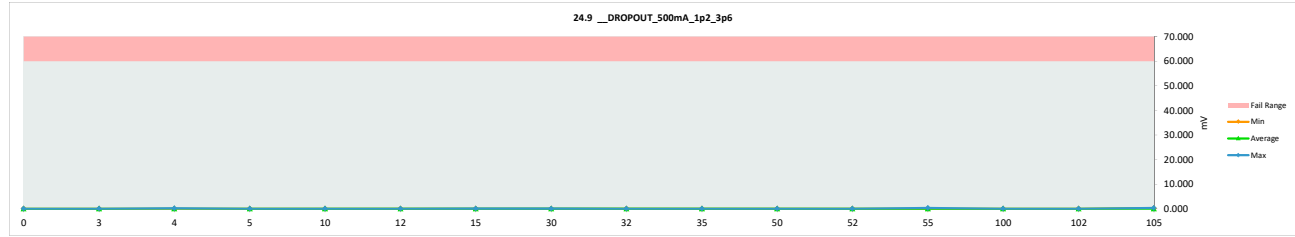


HDR TID Report
TPS7H3302-SP QML CALSS P

| 24.9 __DROPOUT_500mA_1p2_3p6 | | | | |
|------------------------------|----------|-------|-------|--------|
| Test Site | Serial # | PRE | POST | Delta |
| 0 | 775 | 0.000 | 0.000 | 0.000 |
| 0 | 1088 | 0.000 | 0.000 | 0.000 |
| 0 | 1106 | 0.000 | 0.000 | 0.000 |
| 3 | 817 | 0.000 | 0.000 | 0.000 |
| 3 | 825 | 0.000 | 0.000 | 0.000 |
| 3 | 833 | 0.000 | 0.000 | 0.000 |
| 4 | 547 | 0.000 | 0.000 | 0.000 |
| 4 | 645 | 0.000 | 0.219 | 0.219 |
| 4 | 788 | 0.053 | 0.166 | 0.113 |
| 5 | 959 | 0.000 | 0.000 | 0.000 |
| 5 | 991 | 0.000 | 0.000 | 0.000 |
| 5 | 1000 | 0.000 | 0.000 | 0.000 |
| 5 | 1011 | 0.000 | 0.000 | 0.000 |
| 5 | 1087 | 0.000 | 0.000 | 0.000 |
| 5 | 1097 | 0.000 | 0.000 | 0.000 |
| 10 | 180 | 0.000 | 0.000 | 0.000 |
| 10 | 236 | 0.000 | 0.000 | 0.000 |
| 10 | 246 | 0.000 | 0.000 | 0.000 |
| 12 | 190 | 0.000 | 0.000 | 0.000 |
| 12 | 266 | 0.000 | 0.000 | 0.000 |
| 12 | 308 | 0.000 | 0.000 | 0.000 |
| 15 | 848 | 0.000 | 0.000 | 0.000 |
| 15 | 878 | 0.000 | 0.049 | 0.049 |
| 15 | 880 | 0.149 | 0.024 | -0.125 |
| 15 | 942 | 0.000 | 0.000 | 0.000 |
| 15 | 947 | 0.000 | 0.000 | 0.000 |
| 15 | 962 | 0.000 | 0.000 | 0.000 |
| 30 | 1141 | 0.000 | 0.009 | 0.009 |
| 30 | 1242 | 0.000 | 0.000 | 0.000 |
| 30 | 1417 | 0.000 | 0.000 | 0.000 |
| 32 | 1126 | 0.027 | 0.000 | -0.027 |
| 32 | 1165 | 0.000 | 0.000 | 0.000 |
| 32 | 1300 | 0.000 | 0.000 | 0.000 |
| 35 | 376 | 0.000 | 0.000 | 0.000 |
| 35 | 405 | 0.000 | 0.000 | 0.000 |
| 35 | 425 | 0.000 | 0.000 | 0.000 |
| 35 | 492 | 0.000 | 0.000 | 0.000 |
| 35 | 501 | 0.000 | 0.000 | 0.000 |
| 35 | 521 | 0.000 | 0.000 | 0.000 |
| 50 | 300 | 0.000 | 0.000 | 0.000 |
| 50 | 756 | 0.000 | 0.000 | 0.000 |
| 50 | 1100 | 0.000 | 0.000 | 0.000 |
| 52 | 451 | 0.000 | 0.000 | 0.000 |
| 52 | 587 | 0.000 | 0.000 | 0.000 |
| 52 | 956 | 0.000 | 0.000 | 0.000 |
| 55 | 198 | 0.000 | 0.000 | 0.000 |
| 55 | 220 | 0.000 | 0.000 | 0.000 |
| 55 | 665 | 0.000 | 0.000 | 0.000 |
| 55 | 818 | 0.000 | 0.345 | 0.345 |
| 55 | 1057 | 0.000 | 0.000 | 0.000 |
| 55 | 1137 | 0.000 | 0.000 | 0.000 |
| 100 | 448 | 0.000 | 0.000 | 0.000 |
| 100 | 938 | 0.000 | 0.000 | 0.000 |
| 100 | 1051 | 0.000 | 0.000 | 0.000 |
| 102 | 921 | 0.000 | 0.000 | 0.000 |
| 102 | 1113 | 0.000 | 0.000 | 0.000 |
| 102 | 1234 | 0.000 | 0.000 | 0.000 |
| 105 | 194 | 0.000 | 0.258 | 0.258 |
| 105 | 367 | 0.000 | 0.000 | 0.000 |
| 105 | 440 | 0.000 | 0.000 | 0.000 |
| 105 | 477 | 0.000 | 0.000 | 0.000 |
| 105 | 556 | 0.009 | 0.000 | -0.009 |
| 105 | 1213 | 0.000 | 0.303 | 0.303 |
| Max | | 0.149 | 0.345 | 0.345 |
| Average | | 0.004 | 0.022 | 0.018 |
| Min | | 0.000 | 0.000 | -0.125 |
| Std Dev | | 0.020 | 0.073 | 0.074 |

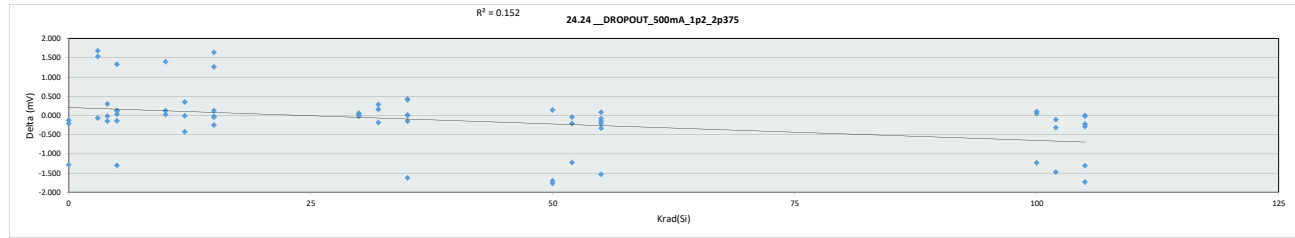


| 24.9 __DROPOUT_500mA_1p2 | | | | | | | | | | | | | | | | | | | | |
|--------------------------|----------|-------|-------|--------|--------|--------|--------|--------|--------|--------|--------|--------|--------|--------|--------|--------|--------|--------|--------|--------|
| Test Site | Serial # | PRE | POST | Delta | | | | | | | | | | | | | | | | |
| 0 | 775 | 0.000 | 0.000 | 0.000 | | | | | | | | | | | | | | | | |
| 3 | 817 | 0.000 | 0.000 | 0.000 | | | | | | | | | | | | | | | | |
| 4 | 547 | 0.000 | 0.000 | 0.000 | | | | | | | | | | | | | | | | |
| 5 | 959 | 0.000 | 0.000 | 0.000 | | | | | | | | | | | | | | | | |
| 10 | 180 | 0.000 | 0.000 | 0.000 | | | | | | | | | | | | | | | | |
| 12 | 190 | 0.000 | 0.000 | 0.000 | | | | | | | | | | | | | | | | |
| 15 | 878 | 0.000 | 0.049 | 0.049 | | | | | | | | | | | | | | | | |
| 30 | 1141 | 0.000 | 0.009 | 0.009 | | | | | | | | | | | | | | | | |
| 32 | 1126 | 0.027 | 0.000 | -0.027 | | | | | | | | | | | | | | | | |
| 35 | 405 | 0.000 | 0.000 | 0.000 | | | | | | | | | | | | | | | | |
| 50 | 300 | 0.000 | 0.000 | 0.000 | | | | | | | | | | | | | | | | |
| 52 | 451 | 0.000 | 0.000 | 0.000 | | | | | | | | | | | | | | | | |
| 55 | 665 | 0.000 | 0.000 | 0.000 | | | | | | | | | | | | | | | | |
| 100 | 448 | 0.000 | 0.000 | 0.000 | | | | | | | | | | | | | | | | |
| 102 | 921 | 0.000 | 0.000 | 0.000 | | | | | | | | | | | | | | | | |
| 105 | 194 | 0.000 | 0.258 | 0.258 | | | | | | | | | | | | | | | | |
| 105 | 367 | 0.000 | 0.000 | 0.000 | | | | | | | | | | | | | | | | |
| 105 | 440 | 0.000 | 0.000 | 0.000 | | | | | | | | | | | | | | | | |
| 105 | 477 | 0.000 | 0.000 | 0.000 | | | | | | | | | | | | | | | | |
| 105 | 556 | 0.009 | 0.000 | -0.009 | | | | | | | | | | | | | | | | |
| 105 | 1213 | 0.000 | 0.303 | 0.303 | | | | | | | | | | | | | | | | |
| LL | | | | | 0.000 | 0.000 | 0.000 | 0.000 | 0.000 | 0.000 | 0.009 | 0.000 | 0.000 | 0.000 | 0.000 | 0.000 | 0.000 | 0.000 | 0.000 | 0.258 |
| Min | | | | | 0.000 | 0.000 | 0.128 | 0.000 | 0.000 | 0.000 | 0.012 | 0.003 | 0.000 | 0.000 | 0.000 | 0.000 | 0.000 | 0.057 | 0.000 | 0.094 |
| Average | | | | | 0.000 | 0.000 | 0.219 | 0.000 | 0.000 | 0.000 | 0.049 | 0.009 | 0.000 | 0.000 | 0.000 | 0.000 | 0.345 | 0.000 | 0.303 | |
| Max | | | | | 0.000 | 0.000 | 0.000 | 0.000 | 0.000 | 0.000 | 0.000 | 0.000 | 0.000 | 0.000 | 0.000 | 0.000 | 0.000 | 0.000 | 0.000 | 0.303 |
| UL | | | | | 60.000 | 60.000 | 60.000 | 60.000 | 60.000 | 60.000 | 60.000 | 60.000 | 60.000 | 60.000 | 60.000 | 60.000 | 60.000 | 60.000 | 60.000 | 60.000 |

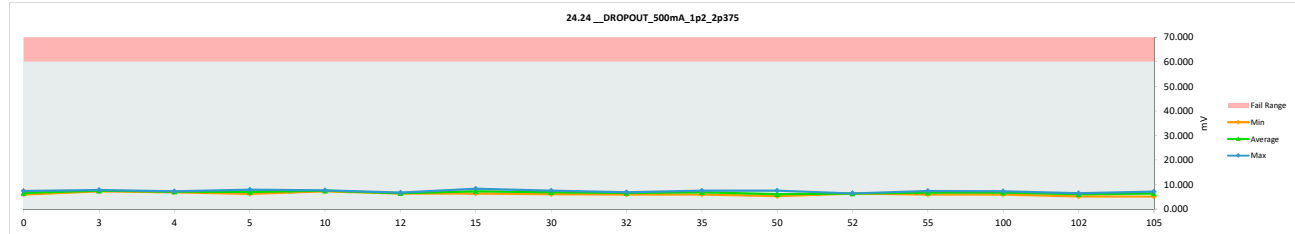


HDR TID Report
TPS7H3302-SP QML CALSS P

| 24.24_DROPOUT_500mA_1p2_2p375 | | | | |
|-------------------------------|----------|-------|-------|--------|
| Test Site | Serial # | PRE | POST | Delta |
| 0 | 775 | 6.882 | 6.670 | -0.211 |
| 0 | 1088 | 7.440 | 7.312 | -0.128 |
| 0 | 1106 | 7.227 | 5.940 | -1.286 |
| 3 | 817 | 6.048 | 7.730 | 1.682 |
| 3 | 825 | 7.341 | 7.269 | -0.071 |
| 3 | 833 | 5.768 | 7.299 | 1.531 |
| 4 | 547 | 7.297 | 7.282 | -0.015 |
| 4 | 645 | 7.035 | 6.880 | -0.155 |
| 4 | 788 | 6.703 | 6.997 | 0.295 |
| 5 | 959 | 7.911 | 6.607 | -1.304 |
| 5 | 991 | 6.770 | 6.881 | 0.111 |
| 5 | 1000 | 6.100 | 6.228 | 0.128 |
| 5 | 1011 | 6.607 | 6.635 | 0.028 |
| 5 | 1087 | 7.580 | 7.438 | -0.142 |
| 5 | 1097 | 6.540 | 7.869 | 1.329 |
| 10 | 180 | 6.247 | 7.647 | 1.399 |
| 10 | 236 | 7.233 | 7.257 | 0.024 |
| 10 | 246 | 7.329 | 7.455 | 0.126 |
| 12 | 190 | 6.356 | 6.345 | -0.012 |
| 12 | 266 | 6.075 | 6.426 | 0.351 |
| 12 | 308 | 7.189 | 6.766 | -0.423 |
| 15 | 848 | 6.215 | 6.341 | 0.126 |
| 15 | 878 | 7.022 | 6.978 | -0.044 |
| 15 | 880 | 7.037 | 8.296 | 1.260 |
| 15 | 942 | 6.853 | 6.826 | -0.027 |
| 15 | 947 | 6.243 | 7.882 | 1.639 |
| 15 | 962 | 7.289 | 7.036 | -0.253 |
| 30 | 1141 | 7.063 | 7.120 | 0.057 |
| 30 | 1242 | 6.035 | 6.062 | 0.027 |
| 30 | 1417 | 7.495 | 7.480 | -0.015 |
| 32 | 1126 | 6.730 | 6.883 | 0.152 |
| 32 | 1165 | 6.549 | 6.832 | 0.283 |
| 32 | 1300 | 6.052 | 5.871 | -0.181 |
| 35 | 376 | 7.523 | 5.895 | -1.628 |
| 35 | 405 | 7.271 | 7.118 | -0.154 |
| 35 | 425 | 7.061 | 7.061 | 0.000 |
| 35 | 492 | 6.796 | 7.219 | 0.423 |
| 35 | 501 | 7.425 | 7.438 | 0.013 |
| 35 | 521 | 6.294 | 6.702 | 0.408 |
| 50 | 300 | 7.132 | 5.435 | -1.697 |
| 50 | 756 | 7.010 | 5.244 | -1.766 |
| 50 | 1100 | 7.372 | 7.509 | 0.137 |
| 52 | 451 | 6.439 | 6.394 | -0.045 |
| 52 | 587 | 6.576 | 6.368 | -0.208 |
| 52 | 956 | 7.534 | 6.312 | -1.221 |
| 55 | 198 | 6.662 | 6.507 | -0.155 |
| 55 | 220 | 6.829 | 6.746 | -0.083 |
| 55 | 665 | 7.688 | 7.351 | -0.336 |
| 55 | 818 | 7.147 | 6.938 | -0.208 |
| 55 | 1057 | 7.484 | 5.953 | -1.531 |
| 55 | 1137 | 6.578 | 6.661 | 0.083 |
| 100 | 448 | 6.895 | 6.940 | 0.045 |
| 100 | 938 | 7.176 | 7.275 | 0.098 |
| 100 | 1051 | 7.230 | 5.997 | -1.233 |
| 102 | 921 | 6.495 | 6.382 | -0.113 |
| 102 | 1113 | 6.784 | 6.465 | -0.318 |
| 102 | 1234 | 6.659 | 5.185 | -1.474 |
| 105 | 194 | 7.355 | 7.063 | -0.291 |
| 105 | 367 | 6.951 | 5.646 | -1.305 |
| 105 | 440 | 6.829 | 5.093 | -1.736 |
| 105 | 477 | 6.469 | 6.454 | -0.015 |
| 105 | 556 | 7.165 | 6.938 | -0.226 |
| 105 | 1213 | 7.036 | 7.036 | 0.000 |
| Max | | 7.911 | 8.296 | 1.682 |
| Average | | 6.891 | 6.760 | -0.131 |
| Min | | 5.768 | 5.093 | -1.766 |
| Std Dev | | 0.481 | 0.675 | 0.783 |

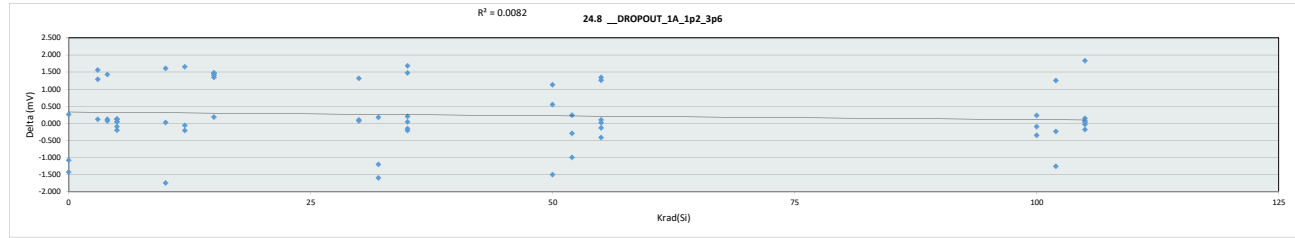


| 24.24_DROPOUT_500mA_1p2 | | | | | | | | | | | | | |
|-------------------------|----------|-------|-------|--------|-------|-------|---------|--------|--------|--|--|--|--|
| Test Site | Serial # | PRE | POST | Delta | LL | Min | Average | Max | UL | | | | |
| 0 | 775 | 6.882 | 6.670 | -0.211 | 5.940 | 6.641 | 7.312 | 60.000 | 60.000 | | | | |
| 3 | 817 | 6.048 | 7.730 | 1.682 | 7.269 | 7.433 | 7.730 | 60.000 | 60.000 | | | | |
| 4 | 547 | 7.297 | 7.282 | -0.015 | 6.880 | 7.053 | 7.282 | 60.000 | 60.000 | | | | |
| 5 | 959 | 7.911 | 6.607 | -1.304 | 6.228 | 6.943 | 7.869 | 60.000 | 60.000 | | | | |
| 10 | 180 | 6.247 | 7.647 | 1.399 | 7.257 | 7.647 | 7.647 | 60.000 | 60.000 | | | | |
| 12 | 190 | 6.356 | 6.345 | -0.012 | 7.257 | 7.257 | 7.257 | 60.000 | 60.000 | | | | |
| 15 | 848 | 6.215 | 6.341 | 0.126 | 6.345 | 6.341 | 6.062 | 60.000 | 60.000 | | | | |
| 30 | 1141 | 7.063 | 7.120 | 0.057 | 6.341 | 6.341 | 6.062 | 60.000 | 60.000 | | | | |
| 32 | 1126 | 6.730 | 6.883 | 0.152 | 6.062 | 6.887 | 6.528 | 60.000 | 60.000 | | | | |
| 35 | 376 | 7.523 | 5.895 | -1.628 | 5.871 | 5.895 | 6.905 | 60.000 | 60.000 | | | | |
| 50 | 300 | 7.132 | 5.435 | -1.697 | 5.244 | 5.244 | 6.358 | 60.000 | 60.000 | | | | |
| 52 | 451 | 6.439 | 6.394 | -0.045 | 6.312 | 6.394 | 6.394 | 60.000 | 60.000 | | | | |
| 55 | 198 | 6.662 | 6.507 | -0.155 | 6.000 | 6.000 | 6.000 | 60.000 | 60.000 | | | | |
| 100 | 448 | 6.895 | 6.940 | 0.045 | 6.000 | 6.000 | 6.000 | 60.000 | 60.000 | | | | |
| 102 | 921 | 6.495 | 6.382 | -0.113 | 6.000 | 6.000 | 6.000 | 60.000 | 60.000 | | | | |
| 105 | 194 | 7.355 | 7.063 | -0.291 | 6.000 | 6.000 | 6.000 | 60.000 | 60.000 | | | | |

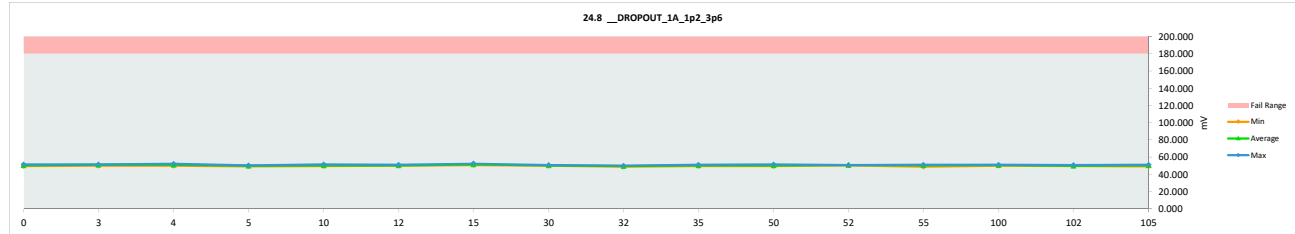


HDR TID Report
TPS7H3302-SP QML CALSS P

| 24.8 __DROPOUT_1A_1p2_3p6 | | | | |
|---------------------------|----------|-------------|--------|-----------|
| Test Site | Tester | Test Number | Unit | Max Limit |
| | | | mV | 180 |
| | | | mV | 180 |
| | | | | |
| Krad(Si) | Serial # | PRE | POST | Delta |
| 0 | 775 | 50.695 | 49.617 | -1.078 |
| 0 | 1088 | 51.280 | 51.533 | 0.253 |
| 0 | 1106 | 51.376 | 49.946 | -1.430 |
| 3 | 817 | 50.352 | 51.638 | 1.286 |
| 3 | 825 | 49.864 | 51.418 | 1.554 |
| 3 | 833 | 49.989 | 50.102 | 0.113 |
| 4 | 547 | 49.805 | 49.876 | 0.072 |
| 4 | 645 | 50.917 | 51.030 | 0.113 |
| 4 | 788 | 50.879 | 52.308 | 1.430 |
| 5 | 959 | 50.419 | 50.545 | 0.126 |
| 5 | 991 | 49.377 | 49.276 | -0.101 |
| 5 | 1000 | 50.124 | 50.237 | 0.113 |
| 5 | 1011 | 50.390 | 50.429 | 0.039 |
| 5 | 1087 | 49.892 | 49.946 | 0.054 |
| 5 | 1097 | 50.716 | 50.518 | -0.199 |
| 10 | 180 | 49.903 | 49.929 | 0.027 |
| 10 | 236 | 49.742 | 51.350 | 1.609 |
| 10 | 246 | 51.520 | 49.778 | -1.742 |
| 12 | 190 | 50.309 | 50.253 | -0.057 |
| 12 | 266 | 50.364 | 50.152 | -0.211 |
| 12 | 308 | 49.486 | 51.142 | 1.656 |
| 15 | 848 | 50.451 | 50.633 | 0.182 |
| 15 | 878 | 49.588 | 50.931 | 1.344 |
| 15 | 880 | 50.990 | 52.434 | 1.444 |
| 15 | 942 | 49.463 | 50.862 | 1.400 |
| 15 | 947 | 50.563 | 52.031 | 1.469 |
| 15 | 962 | 49.628 | 51.102 | 1.474 |
| 30 | 1141 | 49.572 | 50.888 | 1.316 |
| 30 | 1242 | 50.309 | 50.381 | 0.072 |
| 30 | 1417 | 49.961 | 50.060 | 0.098 |
| 32 | 1126 | 50.668 | 49.463 | -1.206 |
| 32 | 1165 | 50.543 | 48.944 | -1.599 |
| 32 | 1300 | 49.991 | 50.160 | 0.170 |
| 35 | 376 | 49.964 | 50.003 | 0.039 |
| 35 | 405 | 49.670 | 51.142 | 1.472 |
| 35 | 425 | 49.501 | 49.698 | 0.197 |
| 35 | 492 | 49.459 | 51.142 | 1.682 |
| 35 | 501 | 50.047 | 49.833 | -0.214 |
| 35 | 521 | 50.768 | 50.613 | -0.155 |
| 50 | 300 | 49.516 | 50.064 | 0.548 |
| 50 | 756 | 50.963 | 49.465 | -1.498 |
| 50 | 1100 | 50.205 | 51.337 | 1.132 |
| 52 | 451 | 50.645 | 50.883 | 0.238 |
| 52 | 587 | 50.752 | 50.461 | -0.291 |
| 52 | 956 | 51.528 | 50.533 | -0.995 |
| 55 | 198 | 49.087 | 48.947 | -0.140 |
| 55 | 220 | 50.752 | 50.767 | 0.015 |
| 55 | 665 | 50.506 | 50.086 | -0.419 |
| 55 | 818 | 49.798 | 51.058 | 1.260 |
| 55 | 1057 | 49.936 | 50.035 | 0.098 |
| 55 | 1137 | 49.268 | 50.614 | 1.346 |
| 100 | 448 | 50.905 | 50.553 | -0.351 |
| 100 | 938 | 51.382 | 51.284 | -0.098 |
| 100 | 1051 | 49.682 | 49.908 | 0.226 |
| 102 | 921 | 50.460 | 50.222 | -0.238 |
| 102 | 1113 | 49.533 | 50.785 | 1.251 |
| 102 | 1234 | 50.809 | 49.546 | -1.263 |
| 105 | 194 | 51.334 | 51.156 | -0.178 |
| 105 | 367 | 49.644 | 49.712 | 0.068 |
| 105 | 440 | 49.209 | 49.243 | 0.033 |
| 105 | 477 | 50.475 | 50.618 | 0.143 |
| 105 | 556 | 50.989 | 50.960 | -0.030 |
| 105 | 1213 | 49.319 | 51.144 | 1.825 |
| | Max | 51.528 | 52.434 | 1.825 |
| | Average | 50.242 | 50.488 | 0.246 |
| | Min | 49.087 | 48.944 | -1.742 |
| | Std Dev | 0.641 | 0.762 | 0.903 |

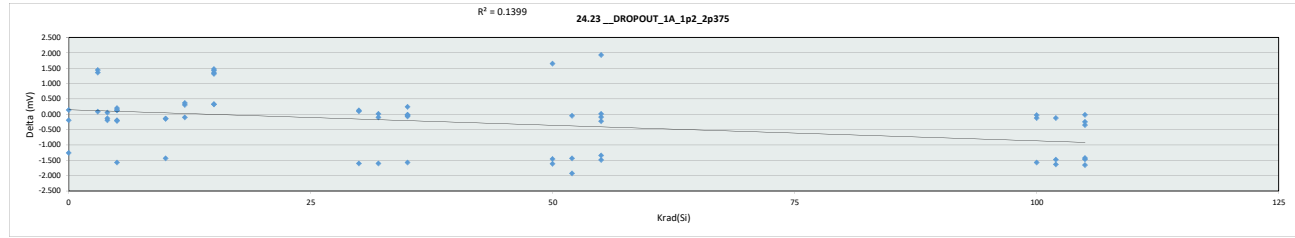


| 24.8 __DROPOUT_1A_1p2_3p6 | | | | | | | | | | | | | | | | |
|---------------------------|---------|-------------|---------|-----------|-----------|---------|---------|---------|---------|---------|---------|---------|---------|---------|---------|---------|
| Test Site | Tester | Test Number | Unit | Max Limit | Min Limit | | | | | | | | | | | |
| | | | mV | 180 | | | | | | | | | | | | |
| | | | mV | 180 | | | | | | | | | | | | |
| Krad(Si) | 0 | 3 | 4 | 5 | 10 | 12 | 15 | 30 | 32 | 35 | 50 | 52 | 55 | 100 | 102 | 105 |
| LL | | | | | | | | | | | | | | | | |
| Min | 49.617 | 50.102 | 49.877 | 49.276 | 49.778 | 50.152 | 50.633 | 50.060 | 48.944 | 49.698 | 49.465 | 50.461 | 48.947 | 49.908 | 49.546 | 49.243 |
| Average | 50.365 | 51.053 | 51.072 | 50.159 | 50.353 | 50.516 | 51.332 | 50.443 | 49.522 | 50.405 | 50.289 | 50.626 | 50.251 | 50.582 | 50.184 | 50.472 |
| Max | 51.533 | 51.638 | 52.308 | 50.545 | 51.350 | 51.142 | 52.434 | 50.888 | 50.160 | 51.142 | 51.337 | 50.883 | 51.058 | 51.284 | 50.785 | 51.156 |
| UL | 180.000 | 180.000 | 180.000 | 180.000 | 180.000 | 180.000 | 180.000 | 180.000 | 180.000 | 180.000 | 180.000 | 180.000 | 180.000 | 180.000 | 180.000 | 180.000 |



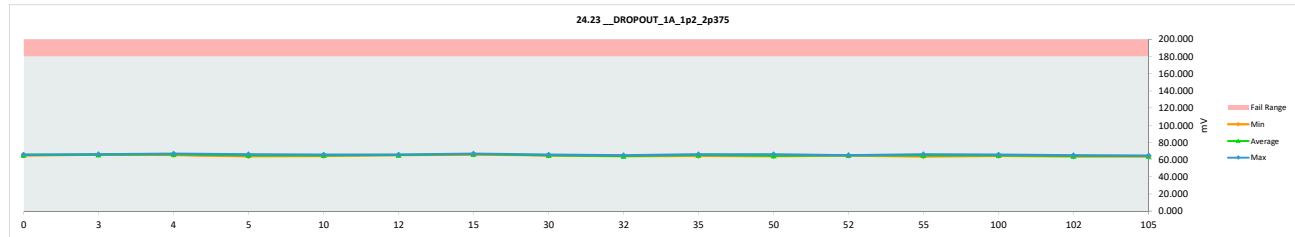
HDR TID Report
TPS7H3302-SP QML CALSS P

| 24.23_DROPOUT_1A_1p2_2p375 | | | | |
|----------------------------|--------|-------------|--------|-----------|
| Test Site | Tester | Test Number | Unit | Max Limit |
| 0 | 775 | 65.475 | 65.615 | 0.140 |
| 0 | 1088 | 66.090 | 65.890 | -0.200 |
| 0 | 1106 | 65.846 | 64.586 | -1.260 |
| 3 | 817 | 64.581 | 66.025 | 1.444 |
| 3 | 825 | 65.904 | 65.990 | 0.086 |
| 3 | 833 | 64.346 | 65.704 | 1.358 |
| 4 | 547 | 65.943 | 65.746 | -0.196 |
| 4 | 645 | 65.417 | 65.470 | 0.053 |
| 4 | 788 | 66.835 | 66.707 | -0.128 |
| 5 | 959 | 66.417 | 64.846 | -1.572 |
| 5 | 991 | 64.059 | 63.845 | -0.214 |
| 5 | 1000 | 64.847 | 64.651 | -0.196 |
| 5 | 1011 | 65.057 | 65.183 | 0.126 |
| 5 | 1087 | 65.902 | 66.043 | 0.141 |
| 5 | 1097 | 64.877 | 65.074 | 0.197 |
| 10 | 180 | 64.697 | 64.554 | -0.143 |
| 10 | 236 | 65.796 | 65.651 | -0.146 |
| 10 | 246 | 65.722 | 64.290 | -1.432 |
| 12 | 190 | 64.666 | 64.976 | 0.310 |
| 12 | 266 | 64.679 | 65.045 | 0.366 |
| 12 | 308 | 65.752 | 65.654 | -0.098 |
| 15 | 848 | 65.061 | 66.476 | 1.415 |
| 15 | 878 | 65.318 | 65.640 | 0.322 |
| 15 | 880 | 65.403 | 66.749 | 1.346 |
| 15 | 942 | 65.472 | 66.947 | 1.474 |
| 15 | 947 | 66.334 | 66.656 | 0.322 |
| 15 | 962 | 64.309 | 65.626 | 1.316 |
| 30 | 1141 | 65.600 | 65.725 | 0.125 |
| 30 | 1242 | 64.625 | 64.723 | 0.098 |
| 30 | 1417 | 66.058 | 64.458 | -1.599 |
| 32 | 1126 | 65.505 | 63.903 | -1.602 |
| 32 | 1165 | 65.127 | 65.029 | -0.098 |
| 32 | 1300 | 64.404 | 64.419 | 0.015 |
| 35 | 376 | 65.988 | 64.417 | -1.572 |
| 35 | 405 | 65.680 | 65.639 | -0.041 |
| 35 | 425 | 65.597 | 65.526 | -0.071 |
| 35 | 492 | 65.654 | 65.639 | -0.015 |
| 35 | 501 | 66.075 | 66.058 | -0.017 |
| 35 | 521 | 64.985 | 65.223 | 0.238 |
| 50 | 300 | 65.809 | 64.194 | -1.614 |
| 50 | 756 | 65.490 | 64.034 | -1.456 |
| 50 | 1100 | 64.434 | 66.087 | 1.653 |
| 52 | 451 | 65.157 | 65.112 | -0.045 |
| 52 | 587 | 66.724 | 64.803 | -1.920 |
| 52 | 956 | 66.097 | 64.664 | -1.433 |
| 55 | 198 | 64.972 | 63.486 | -1.486 |
| 55 | 220 | 65.053 | 63.710 | -1.343 |
| 55 | 665 | 66.138 | 66.043 | -0.095 |
| 55 | 818 | 65.936 | 65.713 | -0.223 |
| 55 | 1057 | 64.561 | 64.573 | 0.012 |
| 55 | 1137 | 63.557 | 65.492 | 1.936 |
| 100 | 448 | 65.318 | 65.292 | -0.027 |
| 100 | 938 | 65.823 | 65.698 | -0.125 |
| 100 | 1051 | 65.849 | 64.277 | -1.573 |
| 102 | 921 | 65.044 | 64.919 | -0.125 |
| 102 | 1113 | 65.290 | 63.656 | -1.634 |
| 102 | 1234 | 65.321 | 63.846 | -1.474 |
| 105 | 194 | 65.763 | 64.110 | -1.653 |
| 105 | 367 | 64.058 | 64.040 | -0.018 |
| 105 | 440 | 63.849 | 63.600 | -0.250 |
| 105 | 477 | 65.058 | 64.707 | -0.351 |
| 105 | 556 | 65.558 | 64.129 | -1.429 |
| 105 | 1213 | 65.641 | 64.170 | -1.471 |
| Max | | 66.835 | 66.947 | 1.936 |
| Average | | 65.343 | 65.091 | -0.252 |
| Min | | 63.557 | 63.486 | -1.920 |
| Std Dev | | 0.693 | 0.872 | 0.965 |



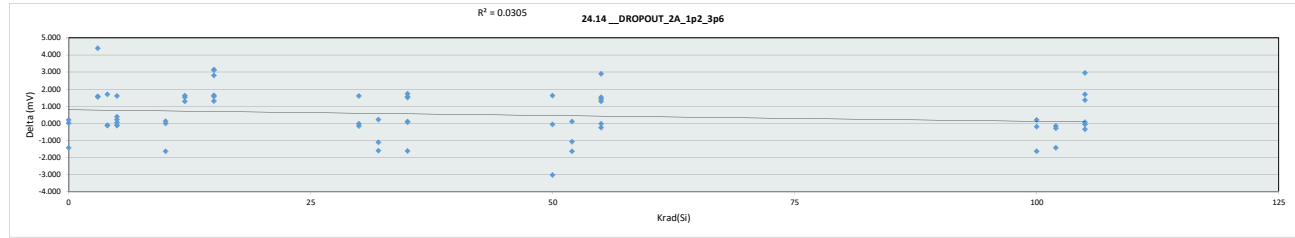
| 24.23_DROPOUT_1A_1p2_2p375 | | | | |
|----------------------------|--------|-------------|------|-----------|
| Test Site | Tester | Test Number | Unit | Max Limit |
| 0 | | | | 180 |
| 3 | | | | 180 |

| Krad(S) | 0 | 3 | 4 | 5 | 10 | 12 | 15 | 30 | 32 | 35 | 50 | 52 | 55 | 100 | 102 | 105 |
|---------|---------|---------|---------|---------|---------|---------|---------|---------|---------|---------|---------|---------|---------|---------|---------|---------|
| LL | | | | | | | | | | | | | | | | |
| Min | 64.586 | 65.704 | 65.470 | 63.845 | 64.290 | 64.976 | 65.626 | 64.458 | 63.903 | 64.417 | 64.034 | 64.664 | 63.486 | 64.277 | 63.656 | 63.600 |
| Average | 65.364 | 65.906 | 65.975 | 66.043 | 64.832 | 65.225 | 66.349 | 64.969 | 64.450 | 65.417 | 64.772 | 64.860 | 64.836 | 65.089 | 64.140 | 64.126 |
| Max | 65.890 | 66.025 | 66.707 | 66.043 | 65.651 | 65.654 | 66.947 | 65.725 | 65.029 | 66.058 | 66.087 | 65.112 | 66.043 | 65.698 | 64.919 | 64.707 |
| UL | 180.000 | 180.000 | 180.000 | 180.000 | 180.000 | 180.000 | 180.000 | 180.000 | 180.000 | 180.000 | 180.000 | 180.000 | 180.000 | 180.000 | 180.000 | 180.000 |

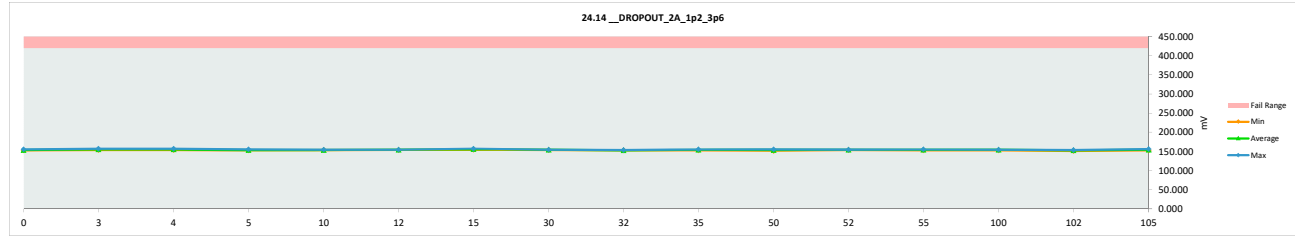


HDR TID Report
TPS7H3302-SP QML CALSS P

| 24.14 __DROPOUT_2A_1p2_3p6 | | | | |
|----------------------------|----------|-------------|---------|-----------|
| Test Site | Tester | Test Number | Unit | Max Limit |
| | | | mV | 420 |
| | | | mV | 420 |
| | | | | |
| Krad(Si) | Serial # | PRE | POST | Delta |
| 0 | 775 | 152.812 | 153.008 | 0.196 |
| 0 | 1088 | 154.812 | 154.827 | 0.015 |
| 0 | 1106 | 154.892 | 153.451 | -1.441 |
| 3 | 817 | 152.242 | 156.629 | 4.387 |
| 3 | 825 | 153.157 | 154.697 | 1.540 |
| 3 | 833 | 151.894 | 153.467 | 1.573 |
| 4 | 547 | 153.366 | 153.253 | -0.113 |
| 4 | 645 | 154.391 | 156.077 | 1.686 |
| 4 | 788 | 157.269 | 157.156 | -0.113 |
| 5 | 959 | 155.354 | 155.223 | -0.131 |
| 5 | 991 | 152.614 | 152.992 | 0.378 |
| 5 | 1000 | 153.727 | 153.598 | -0.128 |
| 5 | 1011 | 152.451 | 154.047 | 1.596 |
| 5 | 1087 | 153.356 | 153.576 | 0.220 |
| 5 | 1097 | 153.784 | 153.837 | 0.054 |
| 10 | 180 | 153.588 | 153.702 | 0.113 |
| 10 | 236 | 154.563 | 154.545 | -0.018 |
| 10 | 246 | 154.828 | 153.196 | -1.632 |
| 12 | 190 | 152.215 | 153.742 | 1.528 |
| 12 | 266 | 152.129 | 153.755 | 1.626 |
| 12 | 308 | 153.202 | 154.477 | 1.275 |
| 15 | 848 | 153.828 | 155.466 | 1.638 |
| 15 | 878 | 152.839 | 154.394 | 1.555 |
| 15 | 880 | 154.494 | 157.293 | 2.799 |
| 15 | 942 | 152.624 | 155.740 | 3.115 |
| 15 | 947 | 153.769 | 156.905 | 3.136 |
| 15 | 962 | 153.132 | 154.434 | 1.301 |
| 30 | 1141 | 152.895 | 154.491 | 1.596 |
| 30 | 1242 | 153.757 | 153.731 | -0.027 |
| 30 | 1417 | 154.880 | 154.726 | -0.155 |
| 32 | 1126 | 152.589 | 152.809 | 0.221 |
| 32 | 1165 | 154.090 | 152.494 | -1.596 |
| 32 | 1300 | 154.657 | 153.537 | -1.120 |
| 35 | 376 | 154.967 | 153.338 | -1.629 |
| 35 | 405 | 154.673 | 154.730 | 0.057 |
| 35 | 425 | 152.919 | 153.017 | 0.098 |
| 35 | 492 | 152.764 | 154.492 | 1.727 |
| 35 | 501 | 153.510 | 155.020 | 1.510 |
| 35 | 521 | 153.906 | 155.461 | 1.554 |
| 50 | 300 | 153.244 | 153.172 | -0.072 |
| 50 | 756 | 154.340 | 151.314 | -3.026 |
| 50 | 1100 | 153.299 | 154.910 | 1.611 |
| 52 | 451 | 154.022 | 154.132 | 0.110 |
| 52 | 587 | 155.630 | 153.992 | -1.638 |
| 52 | 956 | 154.947 | 153.868 | -1.078 |
| 55 | 198 | 150.936 | 152.452 | 1.516 |
| 55 | 220 | 154.299 | 154.272 | -0.027 |
| 55 | 665 | 155.214 | 154.964 | -0.250 |
| 55 | 818 | 153.330 | 154.619 | 1.290 |
| 55 | 1057 | 151.940 | 153.355 | 1.415 |
| 55 | 1137 | 151.218 | 154.119 | 2.901 |
| 100 | 448 | 154.255 | 154.451 | 0.197 |
| 100 | 938 | 154.646 | 154.450 | -0.197 |
| 100 | 1051 | 154.756 | 153.115 | -1.641 |
| 102 | 921 | 154.048 | 153.882 | -0.166 |
| 102 | 1113 | 152.729 | 152.437 | -0.291 |
| 102 | 1234 | 152.869 | 151.437 | -1.433 |
| 105 | 194 | 156.325 | 156.257 | -0.068 |
| 105 | 367 | 151.493 | 153.187 | 1.694 |
| 105 | 440 | 152.869 | 152.521 | -0.348 |
| 105 | 477 | 152.411 | 153.769 | 1.358 |
| 105 | 556 | 155.951 | 156.022 | 0.071 |
| 105 | 1213 | 153.107 | 156.049 | 2.942 |
| | Max | 157.269 | 157.293 | 4.387 |
| | Average | 153.664 | 154.192 | 0.528 |
| | Min | 150.936 | 151.314 | -3.026 |
| | Std Dev | 1.242 | 1.275 | 1.408 |



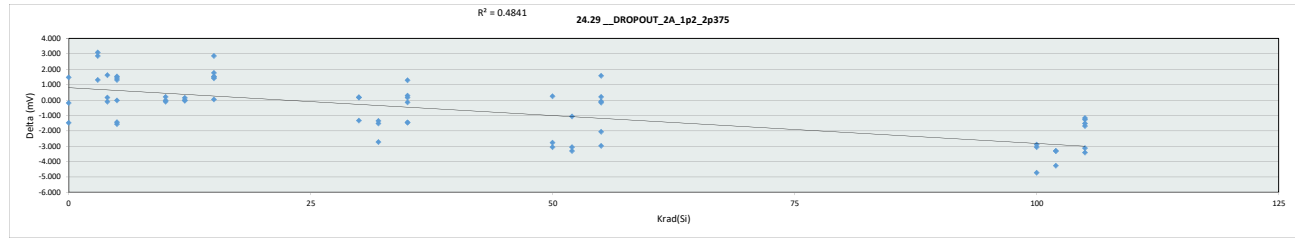
| 24.14 __DROPOUT_2A_1p2_3p6 | | | | | | | | | | | | | | | | | | | | | | | | | | | | | | | | | | | |
|----------------------------|---------|-------------|---------|-----------|-----------|----------|---------|---------|---------|---------|---------|---------|---------|---------|---------|---------|---------|---------|---------|---------|---------|---------|---------|---------|---------|---------|---------|---------|---------|---------|---------|---------|---------|---------|---------|
| Test Site | Tester | Test Number | Unit | Max Limit | Min Limit | Krad(Si) | | | | | | | | | | | | | | | | | | | | | | | | | | | | | |
| | | | mV | 420 | | 0 | 3 | 4 | 5 | 10 | 12 | | | | | | | | | | | | | | | | | | | | | | | | |
| | | | mV | | | 15 | 30 | 32 | 35 | 50 | 52 | | | | | | | | | | | | | | | | | | | | | | | | |
| | | | | | | 55 | 100 | 102 | 105 | | | | | | | | | | | | | | | | | | | | | | | | | | |
| LL | Min | Average | Max | UL | | | | | | | | | | | | | | | | | | | | | | | | | | | | | | | |
| | 153.008 | 153.762 | 154.827 | 420.000 | 153.467 | 154.931 | 156.629 | 420.000 | 153.253 | 155.495 | 157.156 | 155.223 | 154.545 | 420.000 | 153.742 | 153.991 | 154.477 | 420.000 | 153.731 | 157.293 | 154.726 | 153.537 | 155.461 | 420.000 | 152.494 | 152.947 | 154.343 | 420.000 | 153.017 | 154.910 | 154.132 | 154.964 | 154.451 | 153.882 | 156.257 |



HDR TID Report
TPS7H3302-SP QML CALSS P

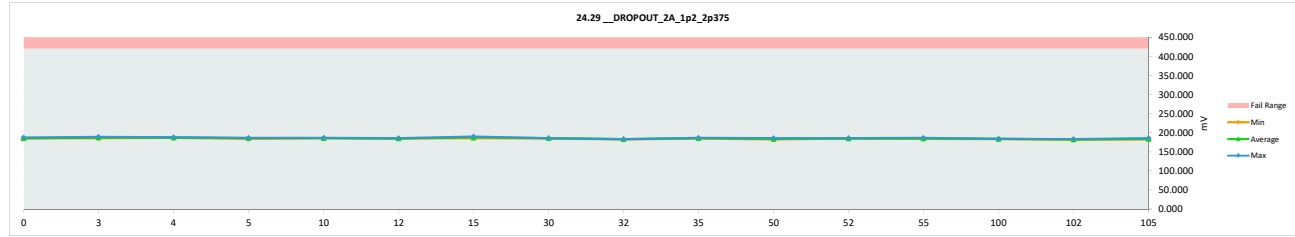
| 24.29 __DROPOUT_2A_1p2_2p375 | | |
|------------------------------|-----|-----|
| Test Site | | |
| Tester | | |
| Test Number | | |
| Unit | mV | mV |
| Max Limit | 420 | 420 |
| Min Limit | | |

| Krad(Si) | Serial # | PRE | POST | Delta |
|----------|----------|---------|---------|--------|
| 0 | 775 | 185.642 | 185.457 | -0.185 |
| 0 | 1088 | 186.031 | 187.501 | 1.471 |
| 0 | 1106 | 186.084 | 184.598 | -1.486 |
| 3 | 817 | 184.834 | 187.693 | 2.859 |
| 3 | 825 | 185.787 | 188.872 | 3.085 |
| 3 | 833 | 184.626 | 185.930 | 1.305 |
| 4 | 847 | 186.139 | 186.026 | -0.113 |
| 4 | 645 | 185.485 | 187.096 | 1.611 |
| 4 | 788 | 188.303 | 188.458 | 0.155 |
| 5 | 959 | 188.029 | 186.581 | -1.447 |
| 5 | 991 | 183.931 | 183.913 | -0.018 |
| 5 | 1000 | 184.832 | 186.360 | 1.528 |
| 5 | 1011 | 185.182 | 186.609 | 1.427 |
| 5 | 1087 | 187.641 | 186.069 | -1.572 |
| 5 | 1097 | 185.059 | 186.372 | 1.313 |
| 10 | 180 | 186.010 | 186.272 | 0.211 |
| 10 | 236 | 185.906 | 185.805 | -0.101 |
| 10 | 246 | 185.776 | 185.746 | -0.029 |
| 12 | 190 | 184.848 | 184.833 | -0.015 |
| 12 | 266 | 184.536 | 184.676 | 0.140 |
| 12 | 308 | 185.624 | 185.567 | -0.057 |
| 15 | 848 | 186.431 | 186.458 | 0.027 |
| 15 | 878 | 185.499 | 187.251 | 1.751 |
| 15 | 880 | 187.154 | 190.013 | 2.859 |
| 15 | 942 | 187.012 | 188.554 | 1.543 |
| 15 | 947 | 186.444 | 187.856 | 1.412 |
| 15 | 962 | 184.238 | 185.739 | 1.501 |
| 30 | 1141 | 185.498 | 185.653 | 0.155 |
| 30 | 1242 | 184.708 | 184.889 | 0.182 |
| 30 | 1417 | 187.430 | 186.084 | -1.346 |
| 32 | 1126 | 185.362 | 182.628 | -2.734 |
| 32 | 1165 | 185.097 | 183.569 | -1.528 |
| 32 | 1300 | 184.291 | 182.933 | -1.358 |
| 35 | 376 | 186.001 | 184.542 | -1.459 |
| 35 | 405 | 187.178 | 185.707 | -1.471 |
| 35 | 425 | 185.680 | 185.960 | 0.280 |
| 35 | 492 | 185.609 | 185.779 | 0.170 |
| 35 | 501 | 186.212 | 186.057 | -0.154 |
| 35 | 521 | 185.152 | 186.438 | 1.286 |
| 50 | 300 | 185.681 | 182.905 | -2.776 |
| 50 | 756 | 185.332 | 182.265 | -3.067 |
| 50 | 1100 | 185.819 | 186.057 | 0.238 |
| 52 | 451 | 186.458 | 185.392 | -1.067 |
| 52 | 587 | 188.403 | 185.098 | -3.305 |
| 52 | 956 | 187.806 | 184.748 | -3.059 |
| 55 | 198 | 183.796 | 183.698 | -0.098 |
| 55 | 220 | 186.762 | 183.779 | -2.984 |
| 55 | 665 | 187.960 | 185.900 | -2.060 |
| 55 | 818 | 185.876 | 185.710 | -0.166 |
| 55 | 1057 | 185.931 | 186.128 | 0.196 |
| 55 | 1137 | 183.837 | 185.406 | 1.569 |
| 100 | 448 | 186.873 | 183.973 | -2.901 |
| 100 | 938 | 187.125 | 184.054 | -3.071 |
| 100 | 1051 | 187.559 | 182.833 | -4.726 |
| 102 | 921 | 186.851 | 183.531 | -3.320 |
| 102 | 1113 | 185.332 | 182.015 | -3.317 |
| 102 | 1234 | 185.250 | 180.973 | -4.277 |
| 105 | 194 | 188.944 | 185.525 | -3.418 |
| 105 | 367 | 184.043 | 182.765 | -1.278 |
| 105 | 440 | 183.892 | 182.197 | -1.694 |
| 105 | 477 | 184.833 | 183.671 | -1.162 |
| 105 | 556 | 187.211 | 184.084 | -3.127 |
| 105 | 1213 | 185.555 | 184.027 | -1.528 |
| Max | | 188.944 | 190.013 | 3.085 |
| Average | | 185.912 | 185.289 | -0.622 |
| Min | | 183.796 | 180.973 | -4.726 |
| Std Dev | | 1.223 | 1.790 | 1.861 |



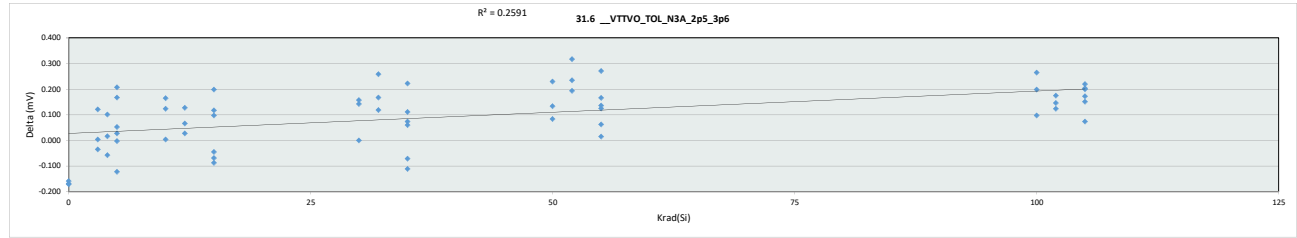
| 24.29 __DROPOUT_2A_1p2_2p375 | | |
|------------------------------|-----|----|
| Test Site | | |
| Tester | | |
| Test Number | | |
| Max Limit | 420 | mV |
| Min Limit | | mV |

| Krad(Si) | 0 | 3 | 4 | 5 | 10 | 12 | 15 | 30 | 32 | 35 | 50 | 52 | 55 | 100 | 102 | 105 |
|----------|---------|---------|---------|---------|---------|---------|---------|---------|---------|---------|---------|---------|---------|---------|---------|---------|
| LL | | | | | | | | | | | | | | | | |
| Min | 184.598 | 185.930 | 186.026 | 183.913 | 185.746 | 184.676 | 185.739 | 184.890 | 182.628 | 184.542 | 182.265 | 184.748 | 183.698 | 182.833 | 180.973 | 182.197 |
| Average | 185.852 | 187.499 | 187.193 | 185.984 | 185.924 | 185.025 | 187.645 | 185.542 | 183.043 | 185.747 | 183.742 | 185.079 | 185.103 | 183.620 | 182.173 | 183.712 |
| Max | 187.502 | 188.873 | 188.458 | 186.609 | 186.222 | 185.567 | 190.013 | 186.084 | 183.569 | 186.438 | 186.057 | 185.392 | 186.128 | 184.054 | 183.531 | 185.525 |
| UL | 420.000 | 420.000 | 420.000 | 420.000 | 420.000 | 420.000 | 420.000 | 420.000 | 420.000 | 420.000 | 420.000 | 420.000 | 420.000 | 420.000 | 420.000 | 420.000 |

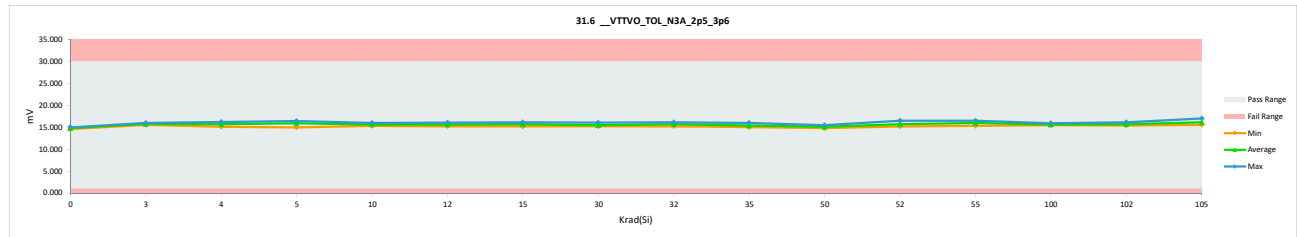


HDR TID Report
TPS7H3302-SP QML CALSS P

| 31.6 __VTTVO_TOL_N3A_2p5_3p6 | | | | |
|------------------------------|----------|-------------|--------|-----------|
| Test Site | Tester | Test Number | Unit | Max Limit |
| | | | mV | 30 |
| | | | mV | 30 |
| | | | | 1 |
| | | | | 1 |
| Krad(Si) | Serial # | PRE | POST | Delta |
| 0 | 775 | 14.717 | 14.558 | -0.159 |
| 0 | 1088 | 15.083 | 14.915 | -0.169 |
| 0 | 1106 | 15.177 | 15.006 | -0.171 |
| 3 | 817 | 15.861 | 15.865 | 0.004 |
| 3 | 825 | 15.587 | 15.552 | -0.035 |
| 3 | 833 | 15.839 | 15.960 | 0.121 |
| 4 | 547 | 16.100 | 16.201 | 0.101 |
| 4 | 645 | 15.670 | 15.686 | 0.016 |
| 4 | 788 | 15.178 | 15.121 | -0.057 |
| 5 | 959 | 15.868 | 16.076 | 0.207 |
| 5 | 991 | 14.918 | 14.969 | 0.052 |
| 5 | 1000 | 16.278 | 16.156 | -0.123 |
| 5 | 1011 | 16.310 | 16.307 | -0.003 |
| 5 | 1087 | 16.404 | 16.432 | 0.028 |
| 5 | 1097 | 15.185 | 15.352 | 0.167 |
| 10 | 180 | 15.329 | 15.452 | 0.123 |
| 10 | 236 | 15.988 | 15.991 | 0.004 |
| 10 | 246 | 15.187 | 15.352 | 0.165 |
| 12 | 190 | 15.297 | 15.425 | 0.128 |
| 12 | 266 | 16.022 | 16.088 | 0.066 |
| 12 | 308 | 15.221 | 15.249 | 0.028 |
| 15 | 848 | 14.960 | 15.158 | 0.199 |
| 15 | 878 | 15.759 | 15.714 | -0.045 |
| 15 | 880 | 15.371 | 15.488 | 0.117 |
| 15 | 942 | 15.925 | 15.838 | -0.088 |
| 15 | 947 | 16.016 | 16.112 | 0.097 |
| 15 | 962 | 15.888 | 15.819 | -0.068 |
| 30 | 1141 | 15.186 | 15.186 | 0.000 |
| 30 | 1242 | 15.031 | 15.188 | 0.157 |
| 30 | 1417 | 15.891 | 16.033 | 0.142 |
| 32 | 1126 | 15.148 | 15.266 | 0.118 |
| 32 | 1165 | 15.941 | 16.107 | 0.167 |
| 32 | 1300 | 15.355 | 15.613 | 0.258 |
| 35 | 376 | 15.102 | 15.031 | -0.071 |
| 35 | 405 | 15.113 | 15.224 | 0.111 |
| 35 | 425 | 15.263 | 15.485 | 0.222 |
| 35 | 492 | 14.984 | 15.057 | 0.073 |
| 35 | 501 | 15.733 | 15.623 | -0.111 |
| 35 | 521 | 15.930 | 15.990 | 0.060 |
| 50 | 300 | 14.949 | 15.033 | 0.083 |
| 50 | 756 | 15.333 | 15.467 | 0.134 |
| 50 | 1100 | 14.588 | 14.818 | 0.230 |
| 52 | 451 | 16.158 | 16.475 | 0.317 |
| 52 | 587 | 15.145 | 15.380 | 0.235 |
| 52 | 956 | 15.014 | 15.208 | 0.193 |
| 55 | 198 | 15.291 | 15.428 | 0.137 |
| 55 | 220 | 15.192 | 15.316 | 0.124 |
| 55 | 665 | 15.755 | 15.920 | 0.166 |
| 55 | 818 | 15.963 | 16.235 | 0.271 |
| 55 | 1057 | 16.472 | 16.487 | 0.015 |
| 55 | 1137 | 16.270 | 16.332 | 0.062 |
| 100 | 448 | 15.630 | 15.895 | 0.264 |
| 100 | 938 | 15.313 | 15.511 | 0.198 |
| 100 | 1051 | 15.445 | 15.542 | 0.097 |
| 102 | 921 | 15.461 | 15.607 | 0.146 |
| 102 | 1113 | 16.024 | 16.148 | 0.123 |
| 102 | 1234 | 15.202 | 15.377 | 0.174 |
| 105 | 194 | 16.777 | 16.997 | 0.220 |
| 105 | 367 | 15.413 | 15.616 | 0.203 |
| 105 | 440 | 15.927 | 16.100 | 0.172 |
| 105 | 477 | 15.453 | 15.528 | 0.074 |
| 105 | 556 | 16.509 | 16.709 | 0.200 |
| 105 | 1213 | 15.669 | 15.820 | 0.151 |
| | Max | 16.777 | 16.997 | 0.317 |
| | Average | 15.568 | 15.660 | 0.092 |
| | Min | 14.588 | 14.558 | -0.171 |
| | Std Dev | 0.485 | 0.500 | 0.116 |

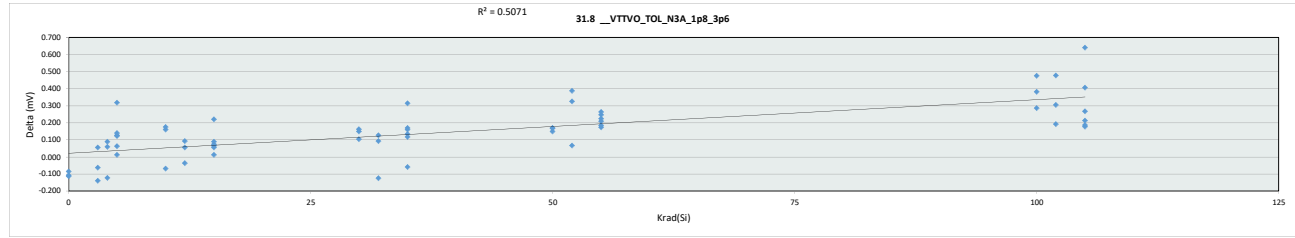


| 31.6 __VTTVO_TOL_N3A_2p5 | | | | | | | | | | | | | | | | |
|--------------------------|--------|-------------|------|-----------|----|----|----|----|----|----|----|----|----|-----|-----|-----|
| Test Site | Tester | Test Number | Unit | Max Limit | | | | | | | | | | | | |
| | | | mV | 30 | | | | | | | | | | | | |
| | | | mV | 1 | | | | | | | | | | | | |
| Krad(Si) | 0 | 3 | 4 | 5 | 10 | 12 | 15 | 30 | 32 | 35 | 50 | 52 | 55 | 100 | 102 | 105 |

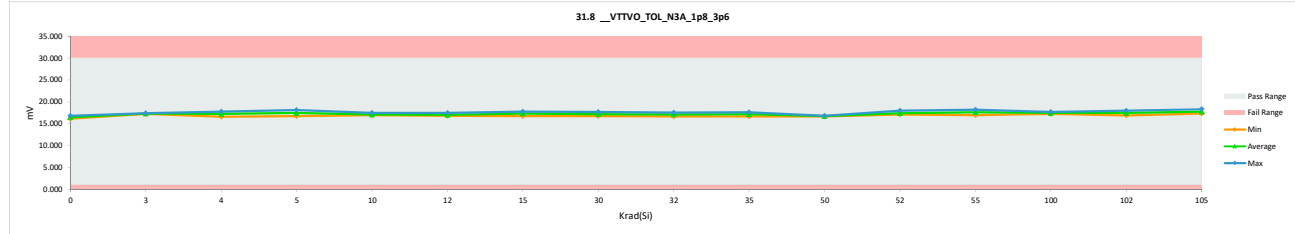


HDR TID Report
TPS7H3302-SP QML CALSS P

| 31.8 __VTTVO_TOL_N3A_1p8_3p6 | | | | |
|------------------------------|----------|-------------|--------|-----------|
| Test Site | Tester | Test Number | Unit | Max Limit |
| | | | mV | 30 |
| | | | mV | 30 |
| | | | | 1 |
| | | | | 1 |
| Krad(Si) | Serial # | PRE | POST | Delta |
| 0 | 775 | 16.247 | 16.134 | -0.113 |
| 0 | 1088 | 16.598 | 16.490 | -0.108 |
| 0 | 1106 | 16.887 | 16.803 | -0.084 |
| 3 | 817 | 17.383 | 17.438 | 0.055 |
| 3 | 825 | 17.297 | 17.235 | -0.063 |
| 3 | 833 | 17.487 | 17.347 | -0.140 |
| 4 | 547 | 17.716 | 17.806 | 0.089 |
| 4 | 645 | 17.328 | 17.387 | 0.059 |
| 4 | 788 | 16.709 | 16.586 | -0.124 |
| 5 | 959 | 17.318 | 17.330 | 0.012 |
| 5 | 991 | 16.628 | 16.767 | 0.139 |
| 5 | 1000 | 17.607 | 17.731 | 0.124 |
| 5 | 1011 | 17.794 | 17.857 | 0.063 |
| 5 | 1087 | 17.995 | 18.122 | 0.127 |
| 5 | 1097 | 16.664 | 16.981 | 0.317 |
| 10 | 180 | 16.781 | 16.957 | 0.176 |
| 10 | 236 | 17.315 | 17.476 | 0.161 |
| 10 | 246 | 17.004 | 16.935 | -0.069 |
| 12 | 190 | 16.819 | 16.913 | 0.094 |
| 12 | 266 | 17.495 | 17.458 | -0.037 |
| 12 | 308 | 16.743 | 16.797 | 0.055 |
| 15 | 848 | 16.693 | 16.767 | 0.074 |
| 15 | 878 | 17.323 | 17.335 | 0.012 |
| 15 | 880 | 16.941 | 17.030 | 0.089 |
| 15 | 942 | 17.702 | 17.757 | 0.056 |
| 15 | 947 | 17.497 | 17.717 | 0.220 |
| 15 | 962 | 17.333 | 17.398 | 0.064 |
| 30 | 1141 | 17.008 | 17.112 | 0.104 |
| 30 | 1242 | 16.614 | 16.775 | 0.162 |
| 30 | 1417 | 17.579 | 17.729 | 0.149 |
| 32 | 1126 | 16.788 | 16.663 | -0.125 |
| 32 | 1165 | 17.477 | 17.570 | 0.093 |
| 32 | 1300 | 16.974 | 17.101 | 0.127 |
| 35 | 376 | 16.862 | 16.979 | 0.117 |
| 35 | 405 | 17.028 | 16.968 | -0.060 |
| 35 | 425 | 17.103 | 17.418 | 0.315 |
| 35 | 492 | 16.560 | 16.694 | 0.134 |
| 35 | 501 | 17.292 | 17.462 | 0.170 |
| 35 | 521 | 17.474 | 17.634 | 0.160 |
| 50 | 300 | 16.680 | 16.849 | 0.169 |
| 50 | 756 | 16.659 | 16.826 | 0.167 |
| 50 | 1100 | 16.503 | 16.652 | 0.148 |
| 52 | 451 | 17.907 | 17.973 | 0.066 |
| 52 | 587 | 16.844 | 17.169 | 0.325 |
| 52 | 956 | 16.712 | 17.099 | 0.386 |
| 55 | 198 | 17.007 | 17.215 | 0.209 |
| 55 | 220 | 16.733 | 16.958 | 0.225 |
| 55 | 665 | 17.259 | 17.506 | 0.246 |
| 55 | 818 | 17.645 | 17.909 | 0.264 |
| 55 | 1057 | 18.073 | 18.246 | 0.173 |
| 55 | 1137 | 17.747 | 17.931 | 0.184 |
| 100 | 448 | 17.221 | 17.696 | 0.475 |
| 100 | 938 | 17.050 | 17.433 | 0.383 |
| 100 | 1051 | 17.014 | 17.300 | 0.286 |
| 102 | 921 | 17.112 | 17.589 | 0.477 |
| 102 | 1113 | 17.772 | 17.965 | 0.193 |
| 102 | 1234 | 16.625 | 16.931 | 0.305 |
| 105 | 194 | 18.150 | 18.328 | 0.178 |
| 105 | 367 | 17.115 | 17.522 | 0.407 |
| 105 | 440 | 17.395 | 17.581 | 0.187 |
| 105 | 477 | 17.057 | 17.324 | 0.267 |
| 105 | 556 | 17.951 | 18.163 | 0.212 |
| 105 | 1213 | 17.037 | 17.677 | 0.640 |
| | Max | 18.150 | 18.328 | 0.640 |
| | Average | 17.164 | 17.310 | 0.146 |
| | Min | 16.247 | 16.134 | -0.140 |
| | Std Dev | 0.445 | 0.474 | 0.157 |

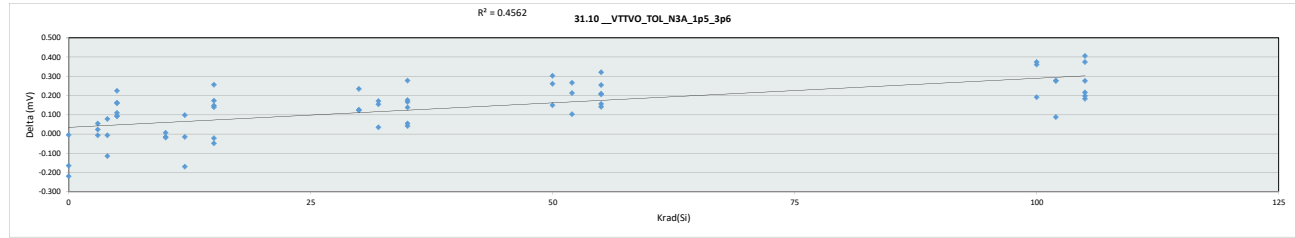


| 31.8 __VTTVO_TOL_N3A_1p8 | | | | | | | | | | | | | | | | |
|--------------------------|--------|-------------|--------|-----------|-----------|--------|--------|--------|--------|--------|--------|--------|--------|--------|--------|--------|
| Test Site | Tester | Test Number | Unit | Max Limit | Min Limit | | | | | | | | | | | |
| | | | mV | 30 | 1 | | | | | | | | | | | |
| | | | mV | 30 | 1 | | | | | | | | | | | |
| Krad(Si) | 0 | 3 | 4 | 5 | 10 | 12 | 15 | 30 | 32 | 35 | 50 | 52 | 55 | 100 | 102 | 105 |
| LL | 1.000 | 1.000 | 1.000 | 1.000 | 1.000 | 1.000 | 1.000 | 1.000 | 1.000 | 1.000 | 1.000 | 1.000 | 1.000 | 1.000 | 1.000 | 1.000 |
| Min | 16.134 | 17.235 | 16.586 | 16.767 | 16.935 | 16.797 | 16.767 | 16.775 | 16.663 | 16.694 | 16.652 | 17.099 | 16.958 | 17.300 | 16.931 | 17.324 |
| Average | 16.476 | 17.340 | 17.259 | 17.465 | 17.123 | 17.056 | 17.334 | 17.205 | 17.111 | 17.193 | 16.776 | 17.414 | 17.627 | 17.476 | 17.495 | 17.766 |
| Max | 16.803 | 17.438 | 17.806 | 18.122 | 17.476 | 17.458 | 17.757 | 17.729 | 17.570 | 17.634 | 16.849 | 17.973 | 18.246 | 17.696 | 17.965 | 18.328 |
| UL | 30.000 | 30.000 | 30.000 | 30.000 | 30.000 | 30.000 | 30.000 | 30.000 | 30.000 | 30.000 | 30.000 | 30.000 | 30.000 | 30.000 | 30.000 | 30.000 |

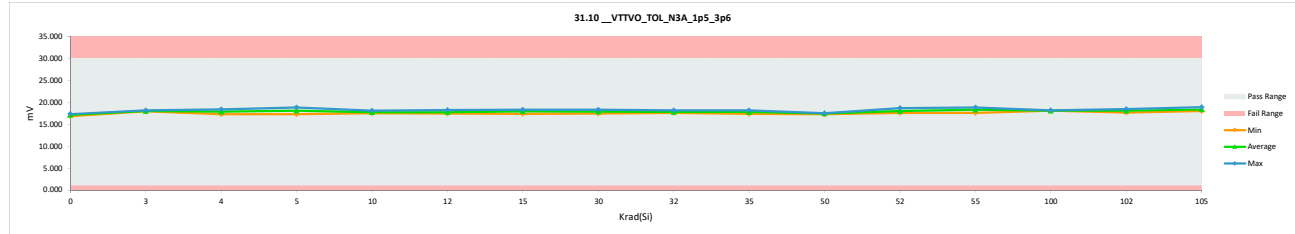


HDR TID Report
TPS7H3302-SP QML CALSS P

| 31.10_VTTVO_TOL_N3A_1p5_3p6 | | | | |
|-----------------------------|----------|--------|--------|--------|
| Test Site | Serial # | PRE | POST | Delta |
| 0 | 775 | 16.861 | 16.855 | -0.006 |
| 0 | 1088 | 17.369 | 17.204 | -0.166 |
| 0 | 1106 | 17.559 | 17.339 | -0.220 |
| 3 | 817 | 18.111 | 18.167 | 0.056 |
| 3 | 825 | 17.898 | 17.922 | 0.024 |
| 3 | 833 | 18.165 | 18.098 | -0.066 |
| 4 | 547 | 18.400 | 18.393 | -0.007 |
| 4 | 645 | 17.950 | 18.027 | 0.077 |
| 4 | 788 | 17.402 | 17.287 | -0.115 |
| 5 | 959 | 17.889 | 18.113 | 0.224 |
| 5 | 991 | 17.220 | 17.313 | 0.093 |
| 5 | 1000 | 18.164 | 18.257 | 0.093 |
| 5 | 1011 | 18.344 | 18.503 | 0.160 |
| 5 | 1087 | 18.642 | 18.804 | 0.162 |
| 5 | 1097 | 17.505 | 17.615 | 0.110 |
| 10 | 180 | 17.616 | 17.597 | -0.019 |
| 10 | 236 | 18.129 | 18.136 | 0.007 |
| 10 | 246 | 17.548 | 17.533 | -0.015 |
| 12 | 190 | 17.498 | 17.596 | 0.097 |
| 12 | 266 | 18.388 | 18.219 | -0.170 |
| 12 | 308 | 17.468 | 17.452 | -0.015 |
| 15 | 848 | 17.382 | 17.361 | -0.021 |
| 15 | 878 | 17.852 | 18.025 | 0.173 |
| 15 | 880 | 17.589 | 17.728 | 0.139 |
| 15 | 942 | 18.200 | 18.347 | 0.147 |
| 15 | 947 | 18.265 | 18.216 | -0.049 |
| 15 | 962 | 17.736 | 17.992 | 0.256 |
| 30 | 1141 | 17.687 | 17.809 | 0.122 |
| 30 | 1242 | 17.320 | 17.447 | 0.127 |
| 30 | 1417 | 18.104 | 18.338 | 0.234 |
| 32 | 1126 | 17.415 | 17.586 | 0.171 |
| 32 | 1165 | 18.121 | 18.155 | 0.034 |
| 32 | 1300 | 17.618 | 17.772 | 0.154 |
| 35 | 376 | 17.438 | 17.604 | 0.166 |
| 35 | 405 | 17.656 | 17.832 | 0.176 |
| 35 | 425 | 17.915 | 18.053 | 0.138 |
| 35 | 492 | 17.085 | 17.362 | 0.277 |
| 35 | 501 | 17.952 | 18.007 | 0.055 |
| 35 | 521 | 18.119 | 18.160 | 0.041 |
| 50 | 300 | 17.220 | 17.523 | 0.303 |
| 50 | 756 | 17.342 | 17.491 | 0.149 |
| 50 | 1100 | 17.031 | 17.291 | 0.261 |
| 52 | 451 | 18.436 | 18.702 | 0.266 |
| 52 | 587 | 17.636 | 17.849 | 0.212 |
| 52 | 956 | 17.508 | 17.611 | 0.104 |
| 55 | 198 | 17.615 | 17.936 | 0.321 |
| 55 | 220 | 17.397 | 17.606 | 0.209 |
| 55 | 665 | 17.862 | 18.117 | 0.255 |
| 55 | 818 | 18.378 | 18.584 | 0.206 |
| 55 | 1057 | 18.698 | 18.840 | 0.141 |
| 55 | 1137 | 18.503 | 18.660 | 0.157 |
| 100 | 448 | 17.847 | 18.207 | 0.360 |
| 100 | 938 | 17.905 | 18.095 | 0.190 |
| 100 | 1051 | 17.701 | 18.074 | 0.374 |
| 102 | 921 | 17.899 | 18.176 | 0.277 |
| 102 | 1113 | 18.412 | 18.500 | 0.089 |
| 102 | 1234 | 17.354 | 17.632 | 0.278 |
| 105 | 194 | 18.745 | 18.927 | 0.182 |
| 105 | 367 | 17.804 | 18.210 | 0.406 |
| 105 | 440 | 18.005 | 18.281 | 0.276 |
| 105 | 477 | 17.796 | 18.012 | 0.216 |
| 105 | 556 | 18.399 | 18.596 | 0.198 |
| 105 | 1213 | 17.784 | 18.158 | 0.374 |
| Max | | 18.745 | 18.927 | 0.406 |
| Average | | 17.822 | 17.957 | 0.135 |
| Min | | 16.861 | 16.855 | -0.220 |
| Std Dev | | 0.432 | 0.451 | 0.135 |

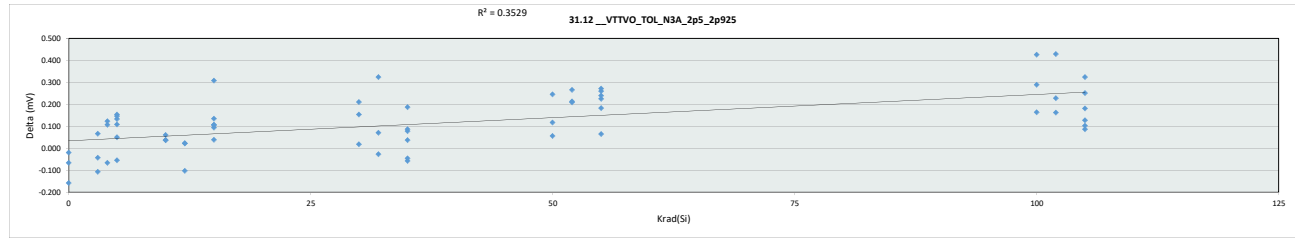


| 31.10_VTTVO_TOL_N3A_1p5 | | | | | | | | | | | | | |
|-------------------------|----------|--------|--------|--------|--|--|--|--|--|--|--|--|--|
| Test Site | Serial # | PRE | POST | Delta | | | | | | | | | |
| 0 | 775 | 16.861 | 16.855 | -0.006 | | | | | | | | | |
| 0 | 1088 | 17.369 | 17.204 | -0.166 | | | | | | | | | |
| 0 | 1106 | 17.559 | 17.339 | -0.220 | | | | | | | | | |
| 3 | 817 | 18.111 | 18.167 | 0.056 | | | | | | | | | |
| 3 | 825 | 17.898 | 17.922 | 0.024 | | | | | | | | | |
| 3 | 833 | 18.165 | 18.098 | -0.066 | | | | | | | | | |
| 4 | 547 | 18.400 | 18.393 | -0.007 | | | | | | | | | |
| 4 | 645 | 17.950 | 18.027 | 0.077 | | | | | | | | | |
| 4 | 788 | 17.402 | 17.287 | -0.115 | | | | | | | | | |
| 5 | 959 | 17.889 | 18.113 | 0.224 | | | | | | | | | |
| 5 | 991 | 17.220 | 17.313 | 0.093 | | | | | | | | | |
| 5 | 1000 | 18.164 | 18.257 | 0.093 | | | | | | | | | |
| 5 | 1011 | 18.344 | 18.503 | 0.160 | | | | | | | | | |
| 5 | 1087 | 18.642 | 18.804 | 0.162 | | | | | | | | | |
| 5 | 1097 | 17.505 | 17.615 | 0.110 | | | | | | | | | |
| 10 | 180 | 17.616 | 17.597 | -0.019 | | | | | | | | | |
| 10 | 236 | 18.129 | 18.136 | 0.007 | | | | | | | | | |
| 10 | 246 | 17.548 | 17.533 | -0.015 | | | | | | | | | |
| 12 | 190 | 17.498 | 17.596 | 0.097 | | | | | | | | | |
| 12 | 266 | 18.388 | 18.219 | -0.170 | | | | | | | | | |
| 12 | 308 | 17.468 | 17.452 | -0.015 | | | | | | | | | |
| 15 | 848 | 17.382 | 17.361 | -0.021 | | | | | | | | | |
| 15 | 878 | 17.852 | 18.025 | 0.173 | | | | | | | | | |
| 15 | 880 | 17.589 | 17.728 | 0.139 | | | | | | | | | |
| 15 | 942 | 18.200 | 18.347 | 0.147 | | | | | | | | | |
| 15 | 947 | 18.265 | 18.216 | -0.049 | | | | | | | | | |
| 15 | 962 | 17.736 | 17.992 | 0.256 | | | | | | | | | |
| 30 | 1141 | 17.687 | 17.809 | 0.122 | | | | | | | | | |
| 30 | 1242 | 17.320 | 17.447 | 0.127 | | | | | | | | | |
| 30 | 1417 | 18.104 | 18.338 | 0.234 | | | | | | | | | |
| 32 | 1126 | 17.415 | 17.586 | 0.171 | | | | | | | | | |
| 32 | 1165 | 18.121 | 18.155 | 0.034 | | | | | | | | | |
| 32 | 1300 | 17.618 | 17.772 | 0.154 | | | | | | | | | |
| 35 | 376 | 17.438 | 17.604 | 0.166 | | | | | | | | | |
| 35 | 405 | 17.656 | 17.832 | 0.176 | | | | | | | | | |
| 35 | 425 | 17.915 | 18.053 | 0.138 | | | | | | | | | |
| 35 | 492 | 17.085 | 17.362 | 0.277 | | | | | | | | | |
| 35 | 501 | 17.952 | 18.007 | 0.055 | | | | | | | | | |
| 35 | 521 | 18.119 | 18.160 | 0.041 | | | | | | | | | |
| 50 | 300 | 17.220 | 17.523 | 0.303 | | | | | | | | | |
| 50 | 756 | 17.342 | 17.491 | 0.149 | | | | | | | | | |
| 50 | 1100 | 17.031 | 17.291 | 0.261 | | | | | | | | | |
| 52 | 451 | 18.436 | 18.702 | 0.266 | | | | | | | | | |
| 52 | 587 | 17.636 | 17.849 | 0.212 | | | | | | | | | |
| 52 | 956 | 17.508 | 17.611 | 0.104 | | | | | | | | | |
| 55 | 198 | 17.615 | 17.936 | 0.321 | | | | | | | | | |
| 55 | 220 | 17.397 | 17.606 | 0.209 | | | | | | | | | |
| 55 | 665 | 17.862 | 18.117 | 0.255 | | | | | | | | | |
| 55 | 818 | 18.378 | 18.584 | 0.206 | | | | | | | | | |
| 55 | 1057 | 18.698 | 18.840 | 0.141 | | | | | | | | | |
| 55 | 1137 | 18.503 | 18.660 | 0.157 | | | | | | | | | |
| 100 | 448 | 17.847 | 18.207 | 0.360 | | | | | | | | | |
| 100 | 938 | 17.905 | 18.095 | 0.190 | | | | | | | | | |
| 100 | 1051 | 17.701 | 18.074 | 0.374 | | | | | | | | | |
| 102 | 921 | 17.899 | 18.176 | 0.277 | | | | | | | | | |
| 102 | 1113 | 18.412 | 18.500 | 0.089 | | | | | | | | | |
| 102 | 1234 | 17.354 | 17.632 | 0.278 | | | | | | | | | |
| 105 | 194 | 18.745 | 18.927 | 0.182 | | | | | | | | | |
| 105 | 367 | 17.804 | 18.210 | 0.406 | | | | | | | | | |
| 105 | 440 | 18.005 | 18.281 | 0.276 | | | | | | | | | |
| 105 | 477 | 17.796 | 18.012 | 0.216 | | | | | | | | | |
| 105 | 556 | 18.399 | 18.596 | 0.198 | | | | | | | | | |
| 105 | 1213 | 17.784 | 18.158 | 0.374 | | | | | | | | | |
| Max | | 18.745 | 18.927 | 0.406 | | | | | | | | | |
| Average | | 17.822 | 17.957 | 0.135 | | | | | | | | | |
| Min | | 16.861 | 16.855 | -0.220 | | | | | | | | | |
| Std Dev | | 0.432 | 0.451 | 0.135 | | | | | | | | | |

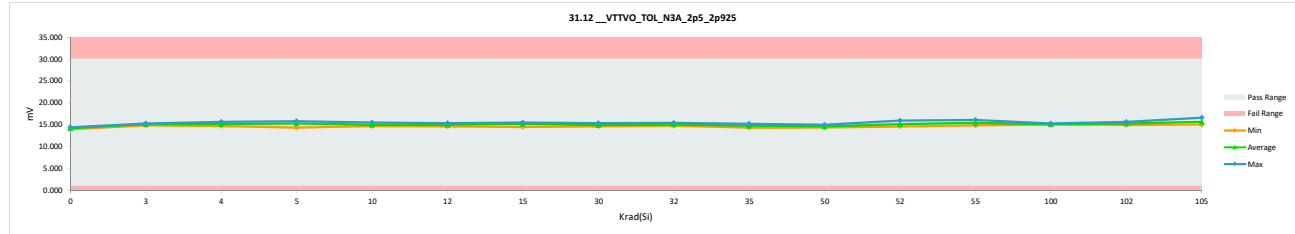


HDR TID Report
TPS7H3302-SP QML CALSS P

| 31.12_VTTVO_TOL_N3A_2p5_2p925 | | | | |
|-------------------------------|----------|--------|--------|--------|
| Test Site | Serial # | PRE | POST | Delta |
| 0 | 775 | 13.966 | 13.946 | -0.020 |
| 0 | 1088 | 14.453 | 14.387 | -0.066 |
| 0 | 1106 | 14.460 | 14.302 | -0.158 |
| 3 | 817 | 15.233 | 15.300 | 0.067 |
| 3 | 825 | 14.924 | 14.881 | -0.043 |
| 3 | 833 | 15.354 | 15.248 | -0.106 |
| 4 | 547 | 15.538 | 15.646 | 0.108 |
| 4 | 645 | 15.189 | 15.123 | -0.066 |
| 4 | 788 | 14.609 | 14.733 | 0.123 |
| 5 | 959 | 15.306 | 15.252 | -0.054 |
| 5 | 991 | 14.321 | 14.372 | 0.051 |
| 5 | 1000 | 15.555 | 15.709 | 0.155 |
| 5 | 1011 | 15.675 | 15.823 | 0.147 |
| 5 | 1087 | 15.672 | 15.781 | 0.109 |
| 5 | 1097 | 14.627 | 14.760 | 0.133 |
| 10 | 180 | 14.740 | 14.778 | 0.038 |
| 10 | 236 | 15.499 | 15.537 | 0.038 |
| 10 | 246 | 14.660 | 14.721 | 0.061 |
| 12 | 190 | 14.909 | 14.933 | 0.024 |
| 12 | 266 | 15.458 | 15.357 | -0.102 |
| 12 | 308 | 14.637 | 14.661 | 0.023 |
| 15 | 848 | 14.375 | 14.481 | 0.106 |
| 15 | 878 | 15.105 | 15.144 | 0.039 |
| 15 | 880 | 14.799 | 15.107 | 0.308 |
| 15 | 942 | 15.412 | 15.507 | 0.094 |
| 15 | 947 | 15.341 | 15.477 | 0.136 |
| 15 | 962 | 15.275 | 15.382 | 0.107 |
| 30 | 1141 | 14.538 | 14.693 | 0.155 |
| 30 | 1242 | 14.407 | 14.618 | 0.211 |
| 30 | 1417 | 15.379 | 15.398 | 0.019 |
| 32 | 1126 | 14.694 | 14.765 | 0.071 |
| 32 | 1165 | 15.437 | 15.411 | -0.026 |
| 32 | 1300 | 14.758 | 15.082 | 0.324 |
| 35 | 376 | 14.518 | 14.473 | -0.045 |
| 35 | 405 | 14.377 | 14.415 | 0.038 |
| 35 | 425 | 14.712 | 14.900 | 0.188 |
| 35 | 492 | 14.410 | 14.353 | -0.057 |
| 35 | 501 | 15.072 | 15.149 | 0.078 |
| 35 | 521 | 15.160 | 15.247 | 0.088 |
| 50 | 300 | 14.403 | 14.521 | 0.118 |
| 50 | 756 | 14.938 | 14.995 | 0.057 |
| 50 | 1100 | 14.087 | 14.333 | 0.246 |
| 52 | 451 | 15.708 | 15.921 | 0.213 |
| 52 | 587 | 14.671 | 14.937 | 0.266 |
| 52 | 956 | 14.440 | 14.650 | 0.210 |
| 55 | 198 | 14.734 | 14.917 | 0.183 |
| 55 | 220 | 14.591 | 14.831 | 0.240 |
| 55 | 665 | 15.131 | 15.196 | 0.065 |
| 55 | 818 | 15.444 | 15.704 | 0.260 |
| 55 | 1057 | 15.868 | 16.094 | 0.226 |
| 55 | 1137 | 15.485 | 15.757 | 0.272 |
| 100 | 448 | 15.157 | 15.321 | 0.164 |
| 100 | 938 | 14.742 | 15.169 | 0.427 |
| 100 | 1051 | 14.678 | 14.967 | 0.289 |
| 102 | 921 | 14.821 | 15.250 | 0.429 |
| 102 | 1113 | 15.528 | 15.690 | 0.162 |
| 102 | 1234 | 14.688 | 14.916 | 0.228 |
| 105 | 194 | 16.424 | 16.606 | 0.181 |
| 105 | 367 | 14.778 | 15.030 | 0.252 |
| 105 | 440 | 15.350 | 15.453 | 0.103 |
| 105 | 477 | 14.926 | 15.054 | 0.128 |
| 105 | 556 | 16.087 | 16.175 | 0.088 |
| 105 | 1213 | 15.138 | 15.462 | 0.324 |
| Max | | 16.424 | 16.606 | 0.429 |
| Average | | 14.990 | 15.108 | 0.118 |
| Min | | 13.966 | 13.946 | -0.158 |
| Std Dev | | 0.500 | 0.518 | 0.127 |

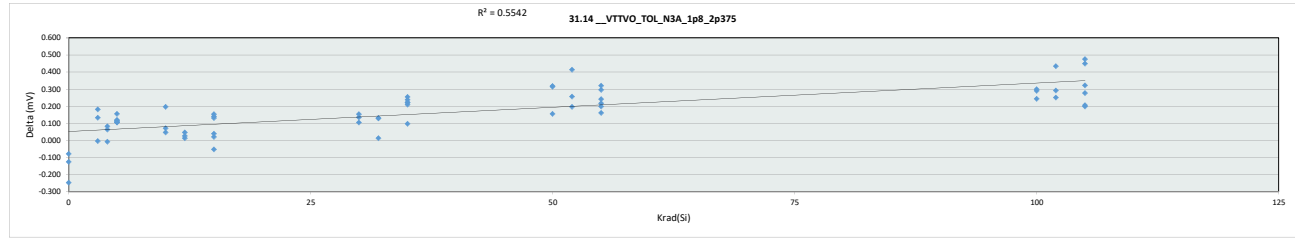


| 31.12_VTTVO_TOL_N3A_2p5 | | | | | | | | | | | | | |
|-------------------------|----------|--------|--------|--------|-------|--------|---------|--------|--------|--|--|--|--|
| Test Site | Serial # | PRE | POST | Delta | LL | Min | Average | Max | UL | | | | |
| 0 | 775 | 13.966 | 13.946 | -0.020 | 1.000 | 13.946 | 14.212 | 14.387 | 30.000 | | | | |
| 3 | 817 | 15.233 | 15.300 | 0.067 | 1.000 | 14.881 | 15.143 | 15.300 | 30.000 | | | | |
| 4 | 547 | 15.538 | 15.646 | 0.108 | 1.000 | 14.733 | 15.167 | 15.646 | 30.000 | | | | |
| 5 | 959 | 15.306 | 15.252 | -0.054 | 1.000 | 14.372 | 15.283 | 15.823 | 30.000 | | | | |
| 10 | 180 | 14.740 | 14.778 | 0.038 | 1.000 | 14.721 | 15.012 | 15.537 | 30.000 | | | | |
| 12 | 190 | 14.909 | 14.933 | 0.024 | 1.000 | 14.661 | 14.983 | 15.357 | 30.000 | | | | |
| 15 | 848 | 14.375 | 14.481 | 0.106 | 1.000 | 14.481 | 15.183 | 15.507 | 30.000 | | | | |
| 30 | 1141 | 14.538 | 14.693 | 0.155 | 1.000 | 14.618 | 14.903 | 15.507 | 30.000 | | | | |
| 32 | 1126 | 14.694 | 14.765 | 0.071 | 1.000 | 14.765 | 15.086 | 15.398 | 30.000 | | | | |
| 35 | 405 | 14.377 | 14.415 | 0.038 | 1.000 | 14.353 | 14.756 | 15.411 | 30.000 | | | | |
| 50 | 300 | 14.403 | 14.521 | 0.118 | 1.000 | 14.334 | 14.616 | 15.247 | 30.000 | | | | |
| 52 | 451 | 15.708 | 15.921 | 0.213 | 1.000 | 14.650 | 15.169 | 15.921 | 30.000 | | | | |
| 55 | 198 | 14.734 | 14.917 | 0.183 | 1.000 | 14.831 | 15.417 | 16.094 | 30.000 | | | | |
| 100 | 448 | 15.157 | 15.321 | 0.164 | 1.000 | 14.967 | 15.152 | 15.321 | 30.000 | | | | |
| 102 | 921 | 14.821 | 15.250 | 0.429 | 1.000 | 14.916 | 15.285 | 15.690 | 30.000 | | | | |
| 105 | 194 | 16.424 | 16.606 | 0.181 | 1.000 | 16.094 | 16.321 | 16.606 | 30.000 | | | | |

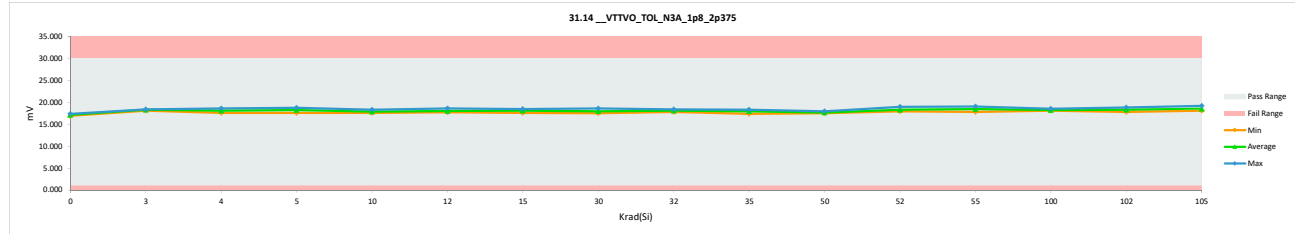


HDR TID Report
TPS7H3302-SP QML CALSS P

| 31.14_VTTVO_TOL_N3A_1p8_2p375 | | | | |
|-------------------------------|----------|--------|--------|--------|
| Test Site | Tester | | | |
| Test Number | Unit | mV | mV | |
| Max Limit | 30 | | 30 | |
| Min Limit | 1 | | 1 | |
| Krad(Si) | Serial # | PRE | POST | Delta |
| 0 | 775 | 17.022 | 16.897 | -0.125 |
| 0 | 1088 | 17.427 | 17.180 | -0.247 |
| 0 | 1106 | 17.443 | 17.365 | -0.078 |
| 3 | 817 | 18.197 | 18.379 | 0.182 |
| 3 | 825 | 18.075 | 18.071 | -0.004 |
| 3 | 833 | 18.278 | 18.410 | 0.133 |
| 4 | 547 | 18.549 | 18.612 | 0.063 |
| 4 | 645 | 18.088 | 18.080 | -0.007 |
| 4 | 788 | 17.499 | 17.580 | 0.081 |
| 5 | 959 | 18.101 | 18.209 | 0.107 |
| 5 | 991 | 17.445 | 17.601 | 0.156 |
| 5 | 1000 | 18.548 | 18.657 | 0.109 |
| 5 | 1011 | 18.435 | 18.540 | 0.105 |
| 5 | 1087 | 18.661 | 18.777 | 0.116 |
| 5 | 1097 | 17.647 | 17.767 | 0.120 |
| 10 | 180 | 17.563 | 17.610 | 0.046 |
| 10 | 236 | 18.113 | 18.310 | 0.197 |
| 10 | 246 | 17.620 | 17.691 | 0.070 |
| 12 | 190 | 17.729 | 17.776 | 0.047 |
| 12 | 266 | 18.551 | 18.578 | 0.027 |
| 12 | 308 | 17.695 | 17.707 | 0.012 |
| 15 | 848 | 17.436 | 17.577 | 0.140 |
| 15 | 878 | 18.079 | 18.210 | 0.131 |
| 15 | 880 | 17.788 | 17.808 | 0.020 |
| 15 | 942 | 18.468 | 18.416 | -0.052 |
| 15 | 947 | 18.410 | 18.450 | 0.039 |
| 15 | 962 | 18.023 | 18.176 | 0.153 |
| 30 | 1141 | 17.748 | 17.852 | 0.104 |
| 30 | 1242 | 17.369 | 17.503 | 0.134 |
| 30 | 1417 | 18.439 | 18.592 | 0.153 |
| 32 | 1126 | 17.706 | 17.835 | 0.129 |
| 32 | 1165 | 18.382 | 18.395 | 0.012 |
| 32 | 1300 | 17.938 | 18.069 | 0.132 |
| 35 | 376 | 17.598 | 17.695 | 0.097 |
| 35 | 405 | 17.744 | 17.955 | 0.210 |
| 35 | 425 | 18.048 | 18.286 | 0.238 |
| 35 | 492 | 17.118 | 17.338 | 0.220 |
| 35 | 501 | 18.032 | 18.287 | 0.255 |
| 35 | 521 | 18.029 | 18.252 | 0.222 |
| 50 | 300 | 17.432 | 17.588 | 0.156 |
| 50 | 756 | 17.608 | 17.922 | 0.314 |
| 50 | 1100 | 17.224 | 17.542 | 0.318 |
| 52 | 451 | 18.720 | 18.976 | 0.256 |
| 52 | 587 | 17.758 | 17.954 | 0.196 |
| 52 | 956 | 17.579 | 17.992 | 0.413 |
| 55 | 198 | 17.959 | 18.176 | 0.217 |
| 55 | 220 | 17.490 | 17.810 | 0.320 |
| 55 | 665 | 18.035 | 18.331 | 0.296 |
| 55 | 818 | 18.482 | 18.680 | 0.199 |
| 55 | 1057 | 18.832 | 19.073 | 0.241 |
| 55 | 1137 | 18.614 | 18.776 | 0.162 |
| 100 | 448 | 18.212 | 18.510 | 0.298 |
| 100 | 938 | 17.952 | 18.196 | 0.244 |
| 100 | 1051 | 17.816 | 18.105 | 0.289 |
| 102 | 921 | 18.019 | 18.453 | 0.434 |
| 102 | 1113 | 18.505 | 18.797 | 0.292 |
| 102 | 1234 | 17.547 | 17.797 | 0.251 |
| 105 | 194 | 19.002 | 19.207 | 0.205 |
| 105 | 367 | 17.791 | 18.240 | 0.449 |
| 105 | 440 | 18.265 | 18.588 | 0.322 |
| 105 | 477 | 17.817 | 18.094 | 0.277 |
| 105 | 556 | 18.665 | 18.864 | 0.199 |
| 105 | 1213 | 17.977 | 18.452 | 0.475 |
| | Max | 19.002 | 19.207 | 0.475 |
| | Average | 17.974 | 18.137 | 0.163 |
| | Min | 17.022 | 16.897 | -0.247 |
| | Std Dev | 0.451 | 0.481 | 0.136 |

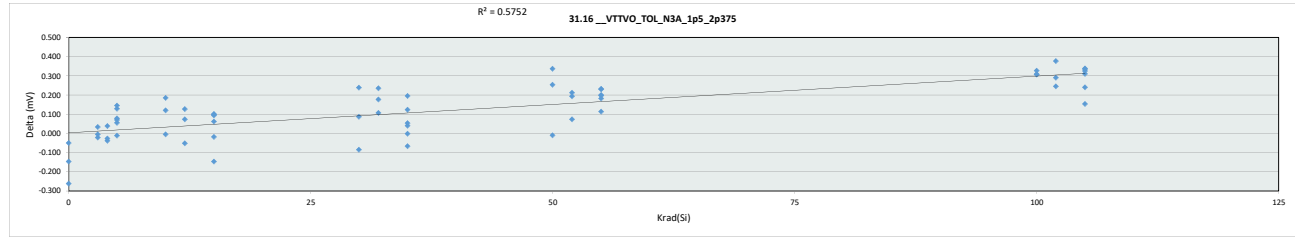


| 31.14_VTTVO_TOL_N3A_1p8 | | | | | | | | | | | | | | | | |
|-------------------------|--------|--------|--------|--------|--------|--------|--------|--------|--------|--------|--------|--------|--------|--------|--------|--------|
| Test Site | Tester | | | | | | | | | | | | | | | |
| Test Number | Unit | mV | mV | | | | | | | | | | | | | |
| Max Limit | 30 | | 30 | | | | | | | | | | | | | |
| Min Limit | 1 | | 1 | | | | | | | | | | | | | |
| Krad(Si) | 0 | 3 | 4 | 5 | 10 | 12 | 15 | 30 | 32 | 35 | 50 | 52 | 55 | 100 | 102 | 105 |
| LL | 1.000 | 1.000 | 1.000 | 1.000 | 1.000 | 1.000 | 1.000 | 1.000 | 1.000 | 1.000 | 1.000 | 1.000 | 1.000 | 1.000 | 1.000 | 1.000 |
| Min | 16.897 | 18.071 | 17.580 | 17.601 | 17.610 | 17.707 | 17.577 | 17.503 | 17.835 | 17.338 | 17.542 | 17.954 | 17.810 | 18.105 | 17.797 | 18.094 |
| Average | 17.147 | 18.287 | 18.091 | 18.258 | 17.870 | 18.020 | 18.106 | 17.982 | 18.100 | 17.969 | 17.684 | 18.307 | 18.474 | 18.270 | 18.349 | 18.574 |
| Max | 17.365 | 18.410 | 18.612 | 18.777 | 18.310 | 18.578 | 18.450 | 18.592 | 18.395 | 18.287 | 17.922 | 18.976 | 19.073 | 18.510 | 18.797 | 19.207 |
| UL | 30.000 | 30.000 | 30.000 | 30.000 | 30.000 | 30.000 | 30.000 | 30.000 | 30.000 | 30.000 | 30.000 | 30.000 | 30.000 | 30.000 | 30.000 | 30.000 |

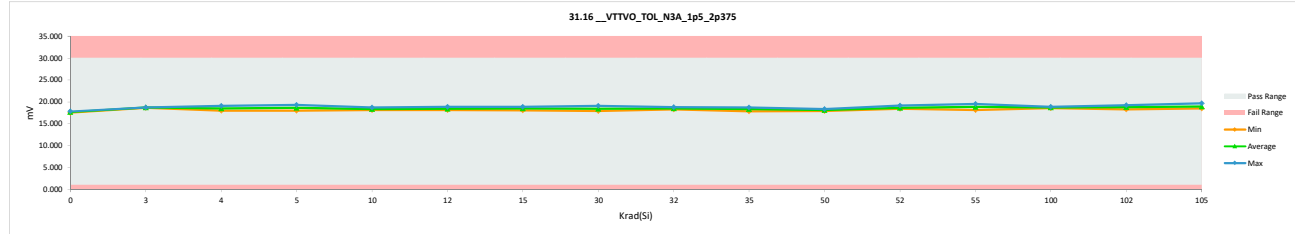


HDR TID Report
TPS7H3302-SP QML CALSS P

| 31.16_VTTVO_TOL_N3A_1p5_2p375 | | | | |
|-------------------------------|----------|--------|--------|--------|
| Test Site | | | | |
| Tester | | | | |
| Test Number | | | | |
| Unit | mV | mV | | |
| Max Limit | 30 | 30 | | |
| Min Limit | 1 | 1 | | |
| Krad(Si) | Serial # | PRE | POST | Delta |
| 0 | 775 | 17.566 | 17.515 | -0.050 |
| 0 | 1088 | 17.821 | 17.675 | -0.146 |
| 0 | 1106 | 18.076 | 17.814 | -0.261 |
| 3 | 817 | 18.750 | 18.746 | -0.004 |
| 3 | 825 | 18.637 | 18.671 | 0.034 |
| 3 | 833 | 18.730 | 18.709 | -0.021 |
| 4 | 547 | 19.099 | 19.061 | -0.038 |
| 4 | 645 | 18.564 | 18.537 | -0.027 |
| 4 | 788 | 17.968 | 18.006 | 0.038 |
| 5 | 959 | 18.493 | 18.639 | 0.146 |
| 5 | 991 | 17.992 | 17.980 | -0.011 |
| 5 | 1000 | 18.856 | 18.934 | 0.078 |
| 5 | 1011 | 18.996 | 19.125 | 0.129 |
| 5 | 1087 | 19.217 | 19.287 | 0.070 |
| 5 | 1097 | 18.058 | 18.113 | 0.055 |
| 10 | 180 | 18.119 | 18.114 | -0.005 |
| 10 | 236 | 18.610 | 18.731 | 0.121 |
| 10 | 246 | 18.097 | 18.282 | 0.186 |
| 12 | 190 | 18.059 | 18.187 | 0.128 |
| 12 | 266 | 18.937 | 18.886 | -0.051 |
| 12 | 308 | 18.059 | 18.132 | 0.073 |
| 15 | 848 | 17.935 | 18.036 | 0.101 |
| 15 | 878 | 18.505 | 18.605 | 0.100 |
| 15 | 880 | 18.148 | 18.242 | 0.094 |
| 15 | 942 | 18.922 | 18.776 | -0.146 |
| 15 | 947 | 18.775 | 18.837 | 0.062 |
| 15 | 962 | 18.570 | 18.552 | -0.018 |
| 30 | 1141 | 18.290 | 18.377 | 0.088 |
| 30 | 1242 | 18.022 | 17.937 | -0.085 |
| 30 | 1417 | 18.837 | 19.076 | 0.239 |
| 32 | 1126 | 18.148 | 18.254 | 0.106 |
| 32 | 1165 | 18.572 | 18.808 | 0.236 |
| 32 | 1300 | 18.329 | 18.506 | 0.177 |
| 35 | 376 | 18.066 | 18.107 | 0.040 |
| 35 | 405 | 18.244 | 18.243 | -0.001 |
| 35 | 425 | 18.541 | 18.737 | 0.196 |
| 35 | 492 | 17.730 | 17.854 | 0.124 |
| 35 | 501 | 18.540 | 18.594 | 0.054 |
| 35 | 521 | 18.761 | 18.694 | -0.067 |
| 50 | 300 | 17.773 | 18.111 | 0.338 |
| 50 | 756 | 18.072 | 18.325 | 0.253 |
| 50 | 1100 | 17.907 | 17.898 | -0.009 |
| 52 | 451 | 19.089 | 19.162 | 0.074 |
| 52 | 587 | 18.258 | 18.451 | 0.193 |
| 52 | 956 | 18.191 | 18.403 | 0.212 |
| 55 | 198 | 18.411 | 18.524 | 0.113 |
| 55 | 220 | 17.916 | 18.147 | 0.232 |
| 55 | 665 | 18.495 | 18.697 | 0.201 |
| 55 | 818 | 18.981 | 19.164 | 0.183 |
| 55 | 1057 | 19.275 | 19.504 | 0.230 |
| 55 | 1137 | 19.050 | 19.247 | 0.197 |
| 100 | 448 | 18.589 | 18.898 | 0.310 |
| 100 | 938 | 18.423 | 18.729 | 0.306 |
| 100 | 1051 | 18.273 | 18.600 | 0.328 |
| 102 | 921 | 18.619 | 18.864 | 0.245 |
| 102 | 1113 | 18.887 | 19.265 | 0.378 |
| 102 | 1234 | 17.977 | 18.267 | 0.290 |
| 105 | 194 | 19.355 | 19.680 | 0.325 |
| 105 | 367 | 18.287 | 18.597 | 0.310 |
| 105 | 440 | 18.577 | 18.818 | 0.241 |
| 105 | 477 | 18.337 | 18.492 | 0.154 |
| 105 | 556 | 18.851 | 19.186 | 0.335 |
| 105 | 1213 | 18.464 | 18.804 | 0.340 |
| Max | | 19.355 | 19.680 | 0.378 |
| Average | | 18.440 | 18.559 | 0.119 |
| Min | | 17.566 | 17.515 | -0.261 |
| Std Dev | | 0.420 | 0.460 | 0.139 |

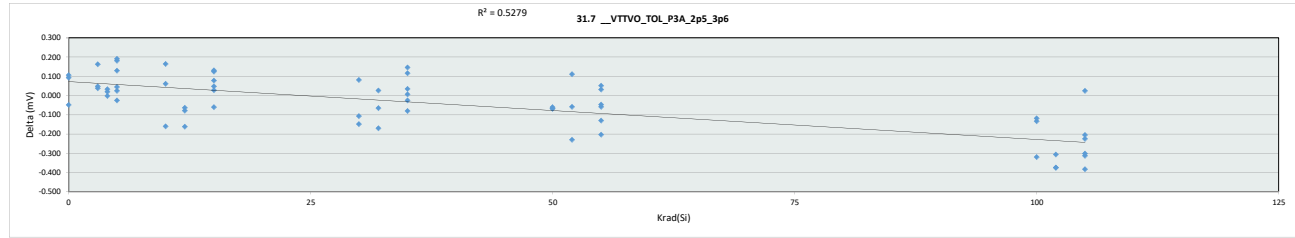


| 31.16_VTTVO_TOL_N3A_1p5 | | | | | | | | | | | | | | | | |
|-------------------------|--------|--------|--------|--------|--------|--------|--------|--------|--------|--------|--------|--------|--------|--------|--------|--------|
| Test Site | | | | | | | | | | | | | | | | |
| Tester | | | | | | | | | | | | | | | | |
| Test Number | | | | | | | | | | | | | | | | |
| Max Limit | 30 | mV | | | | | | | | | | | | | | |
| Min Limit | 1 | mV | | | | | | | | | | | | | | |
| Krad(Si) | 0 | 3 | 4 | 5 | 10 | 12 | 15 | 30 | 32 | 35 | 50 | 52 | 55 | 100 | 102 | 105 |
| LL | 1.000 | 1.000 | 1.000 | 1.000 | 1.000 | 1.000 | 1.000 | 1.000 | 1.000 | 1.000 | 1.000 | 1.000 | 1.000 | 1.000 | 1.000 | 1.000 |
| Min | 17.515 | 18.671 | 18.006 | 17.981 | 18.114 | 18.132 | 18.036 | 17.937 | 18.254 | 17.854 | 17.898 | 18.403 | 18.147 | 18.600 | 18.267 | 18.492 |
| Average | 17.668 | 18.709 | 18.535 | 18.680 | 18.376 | 18.402 | 18.508 | 18.463 | 18.523 | 18.371 | 18.111 | 18.672 | 18.880 | 18.743 | 18.798 | 18.930 |
| Max | 17.814 | 18.746 | 19.061 | 19.287 | 18.731 | 18.886 | 18.838 | 19.076 | 18.808 | 18.737 | 18.325 | 19.162 | 19.504 | 18.898 | 19.265 | 19.680 |
| UL | 30.000 | 30.000 | 30.000 | 30.000 | 30.000 | 30.000 | 30.000 | 30.000 | 30.000 | 30.000 | 30.000 | 30.000 | 30.000 | 30.000 | 30.000 | 30.000 |

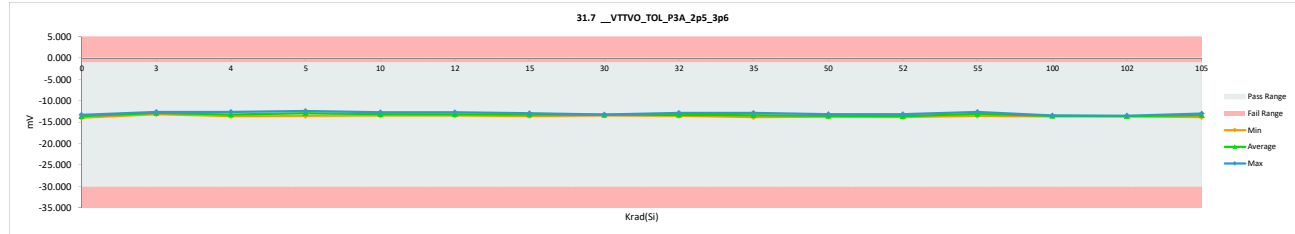


HDR TID Report
TPS7H3302-SP QML CALSS P

| 31.7 __VTTVO_TOL_P3A_2p5_3p6 | | | | |
|------------------------------|----------|-------------|---------|-----------|
| Test Site | Tester | Test Number | Unit | Max Limit |
| | | | mV | -1 |
| | | | mV | -30 |
| Krad(Si) | Serial # | PRE | POST | Delta |
| 0 | 775 | -14.126 | -14.019 | 0.106 |
| 0 | 1088 | -13.618 | -13.526 | 0.092 |
| 0 | 1106 | -13.280 | -13.328 | -0.049 |
| 3 | 817 | -13.052 | -12.890 | 0.162 |
| 3 | 825 | -13.203 | -13.166 | 0.037 |
| 3 | 833 | -12.642 | -12.593 | 0.048 |
| 4 | 847 | -12.656 | -12.658 | -0.002 |
| 4 | 645 | -13.628 | -13.609 | 0.020 |
| 4 | 788 | -13.352 | -13.321 | 0.032 |
| 5 | 959 | -12.918 | -12.893 | 0.025 |
| 5 | 991 | -13.733 | -13.542 | 0.191 |
| 5 | 1000 | -12.575 | -12.394 | 0.181 |
| 5 | 1011 | -12.740 | -12.696 | 0.044 |
| 5 | 1087 | -12.475 | -12.501 | -0.026 |
| 5 | 1097 | -13.497 | -13.368 | 0.129 |
| 10 | 180 | -12.853 | -12.688 | 0.165 |
| 10 | 236 | -13.295 | -13.234 | 0.061 |
| 10 | 246 | -13.279 | -13.439 | -0.160 |
| 12 | 190 | -13.081 | -13.146 | -0.064 |
| 12 | 266 | -12.571 | -12.732 | -0.162 |
| 12 | 308 | -13.400 | -13.479 | -0.079 |
| 15 | 848 | -13.633 | -13.586 | 0.047 |
| 15 | 878 | -13.114 | -13.175 | -0.061 |
| 15 | 880 | -13.479 | -13.356 | 0.124 |
| 15 | 942 | -13.235 | -13.207 | 0.028 |
| 15 | 947 | -13.193 | -13.062 | 0.131 |
| 15 | 962 | -13.010 | -12.932 | 0.078 |
| 30 | 1141 | -13.265 | -13.371 | -0.106 |
| 30 | 1242 | -13.282 | -13.201 | 0.080 |
| 30 | 1417 | -13.295 | -13.444 | -0.148 |
| 32 | 1126 | -13.514 | -13.488 | 0.026 |
| 32 | 1165 | -12.800 | -12.865 | -0.065 |
| 32 | 1300 | -13.335 | -13.505 | -0.170 |
| 35 | 376 | -13.365 | -13.391 | -0.026 |
| 35 | 405 | -13.758 | -13.838 | -0.080 |
| 35 | 425 | -13.609 | -13.463 | 0.146 |
| 35 | 492 | -13.731 | -13.616 | 0.115 |
| 35 | 501 | -13.104 | -13.098 | 0.006 |
| 35 | 521 | -12.875 | -12.841 | 0.034 |
| 50 | 300 | -13.470 | -13.530 | -0.060 |
| 50 | 756 | -13.110 | -13.177 | -0.067 |
| 50 | 1100 | -13.701 | -13.770 | -0.068 |
| 52 | 451 | -13.298 | -13.188 | 0.110 |
| 52 | 587 | -13.619 | -13.849 | -0.230 |
| 52 | 956 | -13.694 | -13.754 | -0.060 |
| 55 | 198 | -13.004 | -13.052 | -0.048 |
| 55 | 220 | -13.362 | -13.493 | -0.130 |
| 55 | 665 | -13.325 | -13.529 | -0.204 |
| 55 | 818 | -12.778 | -12.726 | 0.051 |
| 55 | 1057 | -12.898 | -12.958 | -0.059 |
| 55 | 1137 | -12.632 | -12.600 | 0.032 |
| 100 | 448 | -13.453 | -13.573 | -0.120 |
| 100 | 938 | -13.508 | -13.642 | -0.134 |
| 100 | 1051 | -13.129 | -13.449 | -0.320 |
| 102 | 921 | -13.269 | -13.643 | -0.374 |
| 102 | 1113 | -13.337 | -13.644 | -0.307 |
| 102 | 1234 | -13.115 | -13.489 | -0.374 |
| 105 | 194 | -13.298 | -13.612 | -0.314 |
| 105 | 367 | -13.644 | -13.848 | -0.204 |
| 105 | 440 | -13.069 | -13.372 | -0.302 |
| 105 | 477 | -12.864 | -13.247 | -0.383 |
| 105 | 556 | -13.058 | -13.283 | -0.225 |
| 105 | 1213 | -13.060 | -13.036 | 0.024 |
| | Max | -12.475 | -12.394 | 0.191 |
| | Average | -13.226 | -13.272 | -0.045 |
| | Min | -14.126 | -14.019 | -0.383 |
| | Std Dev | 0.348 | 0.374 | 0.148 |

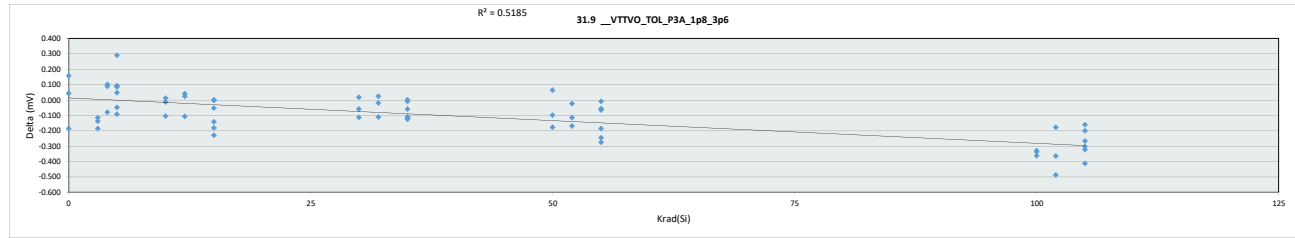


| 31.7 __VTTVO_TOL_P3A_2p5_3p6 | | | | | | | | | | | | | | | | | |
|------------------------------|---------|-------------|---------|-----------|-----------|---------|---------|---------|---------|---------|---------|---------|---------|---------|---------|---------|---------|
| Test Site | Tester | Test Number | Unit | Max Limit | Min Limit | | | | | | | | | | | | |
| | | | mV | -1 | -30 | | | | | | | | | | | | |
| | | | mV | -1 | -30 | | | | | | | | | | | | |
| Krad(Si) | 0 | 3 | 4 | 5 | 10 | 12 | 15 | 30 | 32 | 35 | 50 | 52 | 55 | 100 | 102 | 105 | |
| LL | -30.000 | -30.000 | -30.000 | -30.000 | -30.000 | -30.000 | -30.000 | -30.000 | -30.000 | -30.000 | -30.000 | -30.000 | -30.000 | -30.000 | -30.000 | -30.000 | -30.000 |
| Min | -14.019 | -13.166 | -13.609 | -13.542 | -13.439 | -13.479 | -13.586 | -13.444 | -13.505 | -13.838 | -13.770 | -13.849 | -13.529 | -13.642 | -13.644 | -13.848 | |
| Average | -13.625 | -12.883 | -13.196 | -12.899 | -13.120 | -13.119 | -13.220 | -13.339 | -13.286 | -13.374 | -13.492 | -13.597 | -13.060 | -13.554 | -13.592 | -13.400 | |
| Max | -13.328 | -12.593 | -12.658 | -12.394 | -12.688 | -12.732 | -12.932 | -13.201 | -12.865 | -12.841 | -13.177 | -13.188 | -12.600 | -13.449 | -13.489 | -13.036 | |
| UL | -1.000 | -1.000 | -1.000 | -1.000 | -1.000 | -1.000 | -1.000 | -1.000 | -1.000 | -1.000 | -1.000 | -1.000 | -1.000 | -1.000 | -1.000 | -1.000 | |

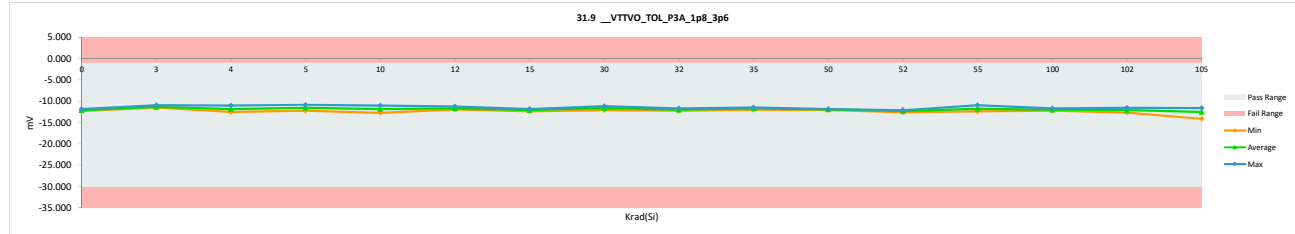


HDR TID Report
TPS7H3302-SP QML CALSS P

| 31.9_VTTVO_TOL_P3A_1p8_3p6 | | | | |
|----------------------------|----------|-------------|---------|-----------|
| Test Site | Tester | Test Number | Unit | Max Limit |
| | | | mV | -1 |
| | | | mV | -1 |
| | | | | -30 |
| | | | | -30 |
| Krad(Si) | Serial # | PRE | POST | Delta |
| 0 | 775 | -12.445 | -12.288 | 0.157 |
| 0 | 1088 | -12.061 | -12.247 | -0.186 |
| 0 | 1106 | -11.859 | -11.817 | 0.042 |
| 3 | 817 | -11.343 | -11.481 | -0.138 |
| 3 | 825 | -11.303 | -11.488 | -0.185 |
| 3 | 833 | -10.797 | -10.912 | -0.115 |
| 4 | 847 | -11.132 | -11.032 | 0.101 |
| 4 | 645 | -12.410 | -12.491 | -0.080 |
| 4 | 788 | -12.160 | -12.071 | 0.089 |
| 5 | 959 | -11.724 | -11.631 | 0.093 |
| 5 | 991 | -11.632 | -11.680 | -0.048 |
| 5 | 1000 | -11.155 | -11.246 | -0.092 |
| 5 | 1011 | -11.546 | -11.499 | 0.047 |
| 5 | 1087 | -10.910 | -10.825 | 0.085 |
| 5 | 1097 | -12.480 | -12.190 | 0.290 |
| 10 | 180 | -10.934 | -11.038 | -0.104 |
| 10 | 236 | -12.722 | -12.735 | -0.013 |
| 10 | 246 | -11.770 | -11.759 | 0.012 |
| 12 | 190 | -11.928 | -11.904 | 0.024 |
| 12 | 266 | -11.295 | -11.253 | 0.041 |
| 12 | 308 | -11.831 | -11.938 | -0.107 |
| 15 | 848 | -12.308 | -12.361 | -0.053 |
| 15 | 878 | -11.851 | -11.851 | 0.000 |
| 15 | 880 | -11.830 | -12.012 | -0.181 |
| 15 | 942 | -11.795 | -11.936 | -0.141 |
| 15 | 947 | -11.908 | -11.907 | 0.000 |
| 15 | 962 | -12.165 | -12.394 | -0.229 |
| 30 | 1141 | -11.043 | -11.155 | -0.112 |
| 30 | 1242 | -11.557 | -11.616 | -0.059 |
| 30 | 1417 | -12.084 | -12.067 | 0.018 |
| 32 | 1126 | -12.074 | -12.184 | -0.110 |
| 32 | 1165 | -11.676 | -11.652 | 0.024 |
| 32 | 1300 | -12.160 | -12.179 | -0.019 |
| 35 | 376 | -11.443 | -11.552 | -0.109 |
| 35 | 405 | -11.778 | -11.777 | 0.001 |
| 35 | 425 | -11.335 | -11.451 | -0.116 |
| 35 | 492 | -11.970 | -11.979 | -0.009 |
| 35 | 501 | -11.661 | -11.788 | -0.126 |
| 35 | 521 | -11.541 | -11.600 | -0.059 |
| 50 | 300 | -11.646 | -11.824 | -0.178 |
| 50 | 756 | -11.990 | -11.926 | 0.064 |
| 50 | 1100 | -11.987 | -12.086 | -0.099 |
| 52 | 451 | -12.448 | -12.618 | -0.169 |
| 52 | 587 | -12.047 | -12.162 | -0.115 |
| 52 | 956 | -12.064 | -12.088 | -0.024 |
| 55 | 198 | -11.085 | -11.271 | -0.185 |
| 55 | 220 | -12.205 | -12.262 | -0.057 |
| 55 | 665 | -12.326 | -12.391 | -0.065 |
| 55 | 818 | -11.307 | -11.581 | -0.274 |
| 55 | 1057 | -12.299 | -12.309 | -0.010 |
| 55 | 1137 | -10.703 | -10.950 | -0.247 |
| 100 | 448 | -11.663 | -12.001 | -0.338 |
| 100 | 938 | -11.866 | -12.196 | -0.330 |
| 100 | 1051 | -11.338 | -11.701 | -0.362 |
| 102 | 921 | -11.031 | -11.517 | -0.486 |
| 102 | 1113 | -12.269 | -12.635 | -0.365 |
| 102 | 1234 | -11.820 | -11.998 | -0.177 |
| 105 | 194 | -13.704 | -14.116 | -0.412 |
| 105 | 367 | -11.781 | -11.943 | -0.161 |
| 105 | 440 | -12.034 | -12.301 | -0.268 |
| 105 | 477 | -11.313 | -11.636 | -0.323 |
| 105 | 556 | -13.181 | -13.382 | -0.201 |
| 105 | 1213 | -11.448 | -11.750 | -0.301 |
| | Max | -10.703 | -10.825 | 0.290 |
| | Average | -11.796 | -11.899 | -0.102 |
| | Min | -13.704 | -14.116 | -0.486 |
| | Std Dev | 0.548 | 0.556 | 0.147 |

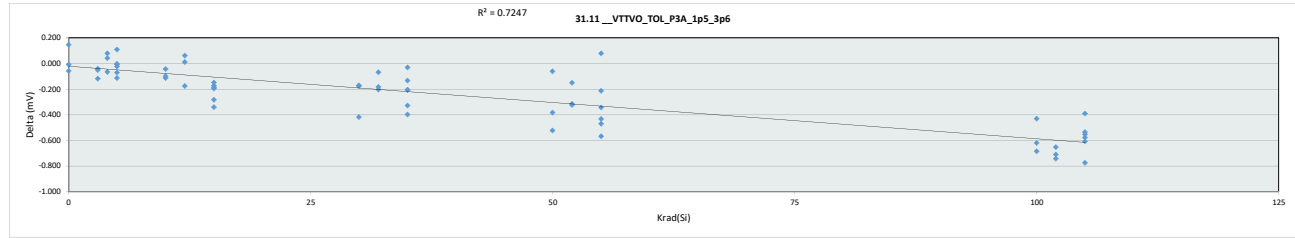


| 31.9_VTTVO_TOL_P3A_1p8_3p6 | | | | | | | | | | | | | | | | |
|----------------------------|---------|-------------|---------|-----------|-----------|---------|---------|---------|---------|---------|---------|---------|---------|---------|---------|---------|
| Test Site | Tester | Test Number | Unit | Max Limit | Min Limit | | | | | | | | | | | |
| | | | mV | -1 | -30 | | | | | | | | | | | |
| | | | mV | -1 | -30 | | | | | | | | | | | |
| Krad(Si) | 0 | 3 | 4 | 5 | 10 | 12 | 15 | 30 | 32 | 35 | 50 | 52 | 55 | 100 | 102 | 105 |
| LL | -30.000 | -30.000 | -30.000 | -30.000 | -30.000 | -30.000 | -30.000 | -30.000 | -30.000 | -30.000 | -30.000 | -30.000 | -30.000 | -30.000 | -30.000 | -30.000 |
| Min | -12.288 | -11.488 | -12.491 | -12.190 | -12.735 | -11.938 | -12.394 | -12.067 | -12.184 | -11.979 | -12.086 | -12.618 | -12.391 | -12.196 | -12.635 | -14.116 |
| Average | -12.117 | -11.294 | -11.864 | -11.512 | -11.844 | -11.699 | -12.077 | -11.613 | -12.005 | -11.691 | -11.945 | -12.289 | -11.794 | -11.966 | -12.050 | -12.521 |
| Max | -11.817 | -10.912 | -11.032 | -10.825 | -11.038 | -11.253 | -11.851 | -11.155 | -11.652 | -11.451 | -11.824 | -12.088 | -10.950 | -11.701 | -11.517 | -11.636 |
| UL | -1.000 | -1.000 | -1.000 | -1.000 | -1.000 | -1.000 | -1.000 | -1.000 | -1.000 | -1.000 | -1.000 | -1.000 | -1.000 | -1.000 | -1.000 | -1.000 |

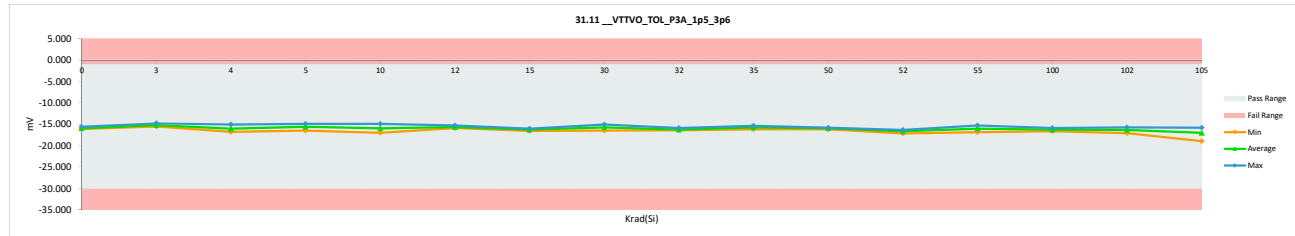


HDR TID Report
TPS7H3302-SP QML CALSS P

| 31.11_VTTVO_TOL_P3A_1p5_3p6 | | | | |
|-----------------------------|----------|-------------|---------|-----------|
| Test Site | Tester | Test Number | Unit | Max Limit |
| | | | mV | -1 |
| | | | mV | -30 |
| Krad(Si) | Serial # | PRE | POST | Delta |
| 0 | 775 | -16.135 | -16.143 | -0.008 |
| 0 | 1088 | -16.093 | -16.152 | -0.059 |
| 0 | 1106 | -15.792 | -15.644 | 0.147 |
| 3 | 817 | -15.444 | -15.563 | -0.119 |
| 3 | 825 | -15.285 | -15.335 | -0.050 |
| 3 | 833 | -14.795 | -14.836 | -0.041 |
| 4 | 547 | -15.171 | -15.093 | 0.078 |
| 4 | 645 | -16.855 | -16.813 | 0.042 |
| 4 | 788 | -16.224 | -16.289 | -0.065 |
| 5 | 959 | -15.870 | -15.762 | 0.108 |
| 5 | 991 | -15.649 | -15.652 | -0.003 |
| 5 | 1000 | -15.330 | -15.337 | -0.007 |
| 5 | 1011 | -15.568 | -15.640 | -0.072 |
| 5 | 1087 | -14.948 | -14.970 | -0.023 |
| 5 | 1097 | -16.399 | -16.514 | -0.114 |
| 10 | 180 | -14.881 | -14.924 | -0.043 |
| 10 | 236 | -16.965 | -17.077 | -0.113 |
| 10 | 246 | -15.786 | -15.886 | -0.100 |
| 12 | 190 | -15.764 | -15.941 | -0.177 |
| 12 | 266 | -15.309 | -15.297 | 0.011 |
| 12 | 308 | -15.897 | -15.835 | 0.062 |
| 15 | 848 | -16.284 | -16.568 | -0.284 |
| 15 | 878 | -15.878 | -16.063 | -0.185 |
| 15 | 880 | -15.890 | -16.229 | -0.340 |
| 15 | 942 | -15.942 | -16.092 | -0.150 |
| 15 | 947 | -16.128 | -16.300 | -0.173 |
| 15 | 962 | -16.343 | -16.538 | -0.195 |
| 30 | 1141 | -14.896 | -15.066 | -0.170 |
| 30 | 1242 | -15.303 | -15.722 | -0.419 |
| 30 | 1417 | -16.329 | -16.504 | -0.175 |
| 32 | 1126 | -16.166 | -16.369 | -0.203 |
| 32 | 1165 | -15.774 | -15.959 | -0.184 |
| 32 | 1300 | -16.390 | -16.460 | -0.070 |
| 35 | 376 | -15.344 | -15.376 | -0.032 |
| 35 | 405 | -15.588 | -15.794 | -0.206 |
| 35 | 425 | -15.226 | -15.431 | -0.205 |
| 35 | 492 | -15.886 | -16.214 | -0.328 |
| 35 | 501 | -15.755 | -15.889 | -0.135 |
| 35 | 521 | -15.436 | -15.835 | -0.398 |
| 50 | 300 | -15.488 | -15.871 | -0.383 |
| 50 | 756 | -15.913 | -15.973 | -0.060 |
| 50 | 1100 | -15.728 | -16.251 | -0.522 |
| 52 | 451 | -16.842 | -17.166 | -0.324 |
| 52 | 587 | -16.224 | -16.374 | -0.150 |
| 52 | 956 | -16.084 | -16.399 | -0.316 |
| 55 | 198 | -14.845 | -15.314 | -0.469 |
| 55 | 220 | -16.479 | -16.400 | 0.078 |
| 55 | 665 | -16.584 | -16.926 | -0.342 |
| 55 | 818 | -15.469 | -15.901 | -0.433 |
| 55 | 1057 | -16.517 | -16.730 | -0.214 |
| 55 | 1137 | -14.741 | -15.308 | -0.567 |
| 100 | 448 | -15.748 | -16.368 | -0.620 |
| 100 | 938 | -16.006 | -16.692 | -0.686 |
| 100 | 1051 | -15.467 | -15.899 | -0.431 |
| 102 | 921 | -15.004 | -15.747 | -0.742 |
| 102 | 1113 | -16.460 | -17.112 | -0.652 |
| 102 | 1234 | -15.455 | -16.164 | -0.710 |
| 105 | 194 | -18.438 | -19.015 | -0.577 |
| 105 | 367 | -15.623 | -16.397 | -0.774 |
| 105 | 440 | -16.207 | -16.759 | -0.553 |
| 105 | 477 | -15.304 | -15.840 | -0.536 |
| 105 | 556 | -17.841 | -18.231 | -0.390 |
| 105 | 1213 | -15.464 | -16.071 | -0.607 |
| | Max | -14.741 | -14.836 | 0.147 |
| | Average | -15.852 | -16.096 | -0.244 |
| | Min | -18.438 | -19.015 | -0.774 |
| | Std Dev | 0.677 | 0.721 | 0.238 |

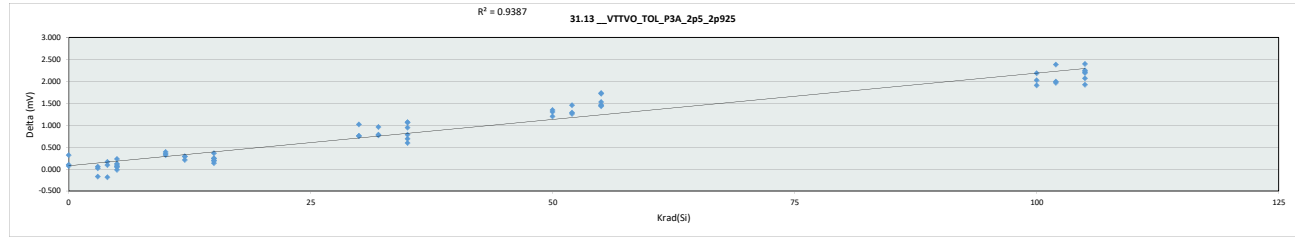


| 31.11_VTTVO_TOL_P3A_1p5 | | | | | | | | | | | | | | | | |
|-------------------------|---------|-------------|---------|-----------|-----------|---------|---------|---------|---------|---------|---------|---------|---------|---------|---------|---------|
| Test Site | Tester | Test Number | Unit | Max Limit | Min Limit | | | | | | | | | | | |
| | | | mV | -1 | -30 | | | | | | | | | | | |
| | | | mV | -1 | -30 | | | | | | | | | | | |
| Krad(Si) | 0 | 3 | 4 | 5 | 10 | 12 | 15 | 30 | 32 | 35 | 50 | 52 | 55 | 100 | 102 | 105 |
| LL | -30.000 | -30.000 | -30.000 | -30.000 | -30.000 | -30.000 | -30.000 | -30.000 | -30.000 | -30.000 | -30.000 | -30.000 | -30.000 | -30.000 | -30.000 | -30.000 |
| Min | -16.152 | -15.563 | -16.813 | -16.514 | -17.077 | -15.941 | -16.568 | -16.504 | -16.460 | -16.214 | -16.251 | -17.166 | -16.926 | -16.692 | -17.112 | -19.015 |
| Average | -15.980 | -15.245 | -16.065 | -15.646 | -15.963 | -15.691 | -16.298 | -15.764 | -16.263 | -15.756 | -16.032 | -16.646 | -16.097 | -16.320 | -16.341 | -17.052 |
| Max | -15.645 | -14.836 | -15.093 | -14.970 | -14.924 | -15.297 | -16.063 | -15.066 | -15.959 | -15.376 | -15.871 | -16.374 | -15.308 | -15.899 | -15.747 | -15.840 |
| UL | -1.000 | -1.000 | -1.000 | -1.000 | -1.000 | -1.000 | -1.000 | -1.000 | -1.000 | -1.000 | -1.000 | -1.000 | -1.000 | -1.000 | -1.000 | -1.000 |

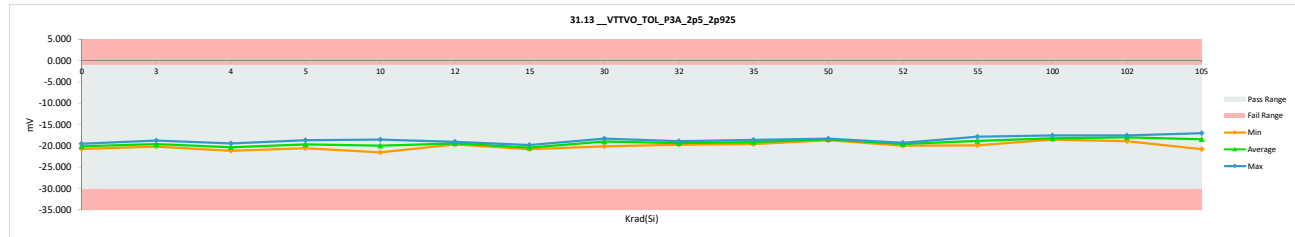


HDR TID Report
TPS7H3302-SP QML CALSS P

| 31.13_VTTVO_TOL_P3A_2p5_2p925 | | | | |
|-------------------------------|----------|-------------|---------|-----------|
| Test Site | Tester | Test Number | Unit | Max Limit |
| | | | mV | -1 |
| | | | mV | -30 |
| Krad(Si) | Serial # | PRE | POST | Delta |
| 0 | 775 | -20.799 | -20.699 | 0.100 |
| 0 | 1088 | -20.160 | -20.090 | 0.070 |
| 0 | 1106 | -19.810 | -19.493 | 0.317 |
| 3 | 817 | -19.779 | -19.724 | 0.054 |
| 3 | 825 | -19.999 | -20.173 | -0.174 |
| 3 | 833 | -18.747 | -18.727 | 0.020 |
| 4 | 547 | -19.486 | -19.397 | 0.089 |
| 4 | 645 | -21.316 | -21.154 | 0.163 |
| 4 | 788 | -20.184 | -20.368 | -0.184 |
| 5 | 959 | -19.830 | -19.599 | 0.231 |
| 5 | 991 | -19.521 | -19.538 | -0.018 |
| 5 | 1000 | -18.777 | -18.684 | 0.093 |
| 5 | 1011 | -19.828 | -19.708 | 0.120 |
| 5 | 1087 | -19.708 | -19.649 | 0.059 |
| 5 | 1097 | -20.585 | -20.537 | 0.048 |
| 10 | 180 | -18.903 | -18.509 | 0.393 |
| 10 | 236 | -21.842 | -21.496 | 0.347 |
| 10 | 246 | -20.114 | -19.793 | 0.321 |
| 12 | 190 | -19.796 | -19.506 | 0.290 |
| 12 | 266 | -19.322 | -19.030 | 0.292 |
| 12 | 308 | -19.835 | -19.629 | 0.207 |
| 15 | 848 | -20.812 | -20.451 | 0.361 |
| 15 | 878 | -19.974 | -19.788 | 0.186 |
| 15 | 880 | -20.945 | -20.702 | 0.244 |
| 15 | 942 | -21.001 | -20.753 | 0.248 |
| 15 | 947 | -20.694 | -20.493 | 0.201 |
| 15 | 962 | -20.359 | -20.221 | 0.137 |
| 30 | 1141 | -19.020 | -18.262 | 0.758 |
| 30 | 1242 | -19.292 | -18.536 | 0.757 |
| 30 | 1417 | -21.098 | -20.079 | 1.019 |
| 32 | 1126 | -20.198 | -19.411 | 0.786 |
| 32 | 1165 | -19.851 | -18.893 | 0.958 |
| 32 | 1300 | -20.467 | -19.695 | 0.773 |
| 35 | 376 | -19.624 | -18.561 | 1.064 |
| 35 | 405 | -20.245 | -19.458 | 0.787 |
| 35 | 425 | -20.018 | -18.945 | 1.073 |
| 35 | 492 | -20.245 | -19.559 | 0.687 |
| 35 | 501 | -20.294 | -19.347 | 0.946 |
| 35 | 521 | -19.431 | -18.835 | 0.596 |
| 50 | 300 | -19.522 | -18.320 | 1.202 |
| 50 | 756 | -19.700 | -18.395 | 1.305 |
| 50 | 1100 | -19.983 | -18.633 | 1.350 |
| 52 | 451 | -21.194 | -19.907 | 1.287 |
| 52 | 587 | -20.990 | -19.530 | 1.460 |
| 52 | 956 | -20.525 | -19.263 | 1.263 |
| 55 | 198 | -19.320 | -17.875 | 1.446 |
| 55 | 220 | -20.561 | -18.839 | 1.722 |
| 55 | 665 | -21.324 | -19.857 | 1.467 |
| 55 | 818 | -19.880 | -18.348 | 1.532 |
| 55 | 1057 | -21.575 | -19.843 | 1.732 |
| 55 | 1137 | -19.412 | -17.977 | 1.435 |
| 100 | 448 | -20.406 | -18.498 | 1.909 |
| 100 | 938 | -20.716 | -18.531 | 2.185 |
| 100 | 1051 | -19.592 | -17.565 | 2.027 |
| 102 | 921 | -19.517 | -17.520 | 1.996 |
| 102 | 1113 | -21.308 | -18.925 | 2.383 |
| 102 | 1234 | -19.556 | -17.589 | 1.967 |
| 105 | 194 | -23.002 | -20.750 | 2.252 |
| 105 | 367 | -20.315 | -18.121 | 2.194 |
| 105 | 440 | -20.241 | -18.029 | 2.212 |
| 105 | 477 | -18.941 | -17.021 | 1.920 |
| 105 | 556 | -22.035 | -19.637 | 2.397 |
| 105 | 1213 | -19.325 | -17.256 | 2.069 |
| | Max | -18.747 | -17.021 | 2.397 |
| | Average | -20.172 | -19.265 | 0.907 |
| | Min | -23.002 | -21.496 | -0.184 |
| | Std Dev | 0.831 | 0.995 | 0.782 |

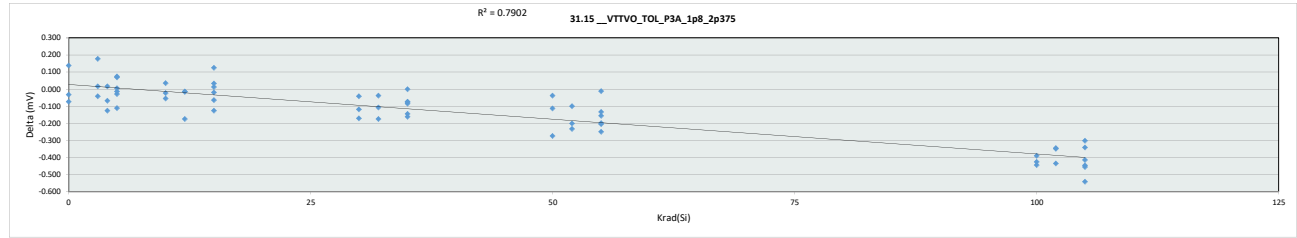


| 31.13_VTTVO_TOL_P3A_2p5 | | | | | | | | | | | | | | | | |
|-------------------------|---------|-------------|---------|-----------|-----------|---------|---------|---------|---------|---------|---------|---------|---------|---------|---------|---------|
| Test Site | Tester | Test Number | Unit | Max Limit | Min Limit | | | | | | | | | | | |
| | | | mV | -1 | -30 | | | | | | | | | | | |
| | | | mV | -1 | -30 | | | | | | | | | | | |
| Krad(Si) | 0 | 3 | 4 | 5 | 10 | 12 | 15 | 30 | 32 | 35 | 50 | 52 | 55 | 100 | 102 | 105 |
| LL | -30.000 | -30.000 | -30.000 | -30.000 | -30.000 | -30.000 | -30.000 | -30.000 | -30.000 | -30.000 | -30.000 | -30.000 | -30.000 | -30.000 | -30.000 | -30.000 |
| Min | -20.699 | -20.173 | -21.154 | -20.537 | -21.496 | -19.629 | -20.753 | -20.079 | -19.695 | -19.559 | -18.633 | -19.907 | -19.857 | -18.531 | -18.925 | -20.750 |
| Average | -20.094 | -19.541 | -20.307 | -19.619 | -19.933 | -19.388 | -20.401 | -18.959 | -19.333 | -19.118 | -18.449 | -19.567 | -18.790 | -18.198 | -18.012 | -18.469 |
| Max | -19.493 | -18.727 | -19.398 | -18.684 | -18.509 | -19.030 | -19.789 | -18.262 | -18.893 | -18.561 | -18.320 | -19.263 | -17.875 | -17.565 | -17.520 | -17.022 |
| UL | -1.000 | -1.000 | -1.000 | -1.000 | -1.000 | -1.000 | -1.000 | -1.000 | -1.000 | -1.000 | -1.000 | -1.000 | -1.000 | -1.000 | -1.000 | -1.000 |

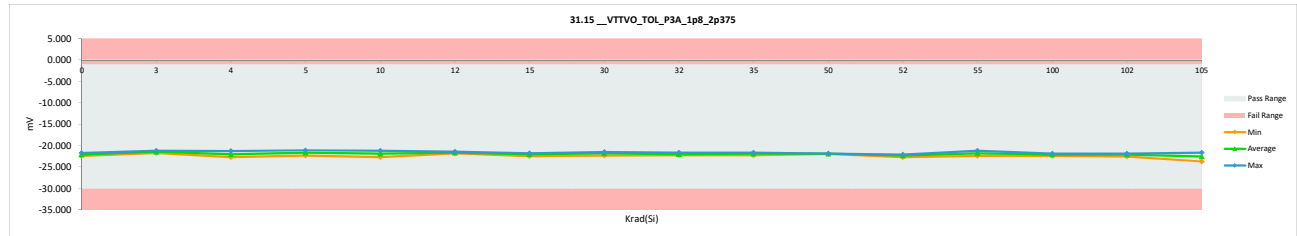


HDR TID Report
TPS7H3302-SP QML CALSS P

| 31.15_VTTVO_TOL_P3A_1p8_2p375 | | | | |
|-------------------------------|----------|-------------|---------|-----------|
| Test Site | Tester | Test Number | Unit | Max Limit |
| | | | mV | -1 |
| | | | mV | -30 |
| Krad(Si) | Serial # | PRE | POST | Delta |
| 0 | 775 | -22.428 | -22.459 | -0.032 |
| 0 | 1088 | -22.203 | -22.276 | -0.073 |
| 0 | 1106 | -21.933 | -21.795 | 0.138 |
| 3 | 817 | -21.720 | -21.762 | -0.041 |
| 3 | 825 | -21.625 | -21.448 | 0.177 |
| 3 | 833 | -21.249 | -21.232 | 0.016 |
| 4 | 547 | -21.309 | -21.293 | 0.016 |
| 4 | 645 | -22.651 | -22.777 | -0.127 |
| 4 | 788 | -22.100 | -22.169 | -0.069 |
| 5 | 959 | -21.772 | -21.703 | 0.069 |
| 5 | 991 | -21.966 | -21.995 | -0.030 |
| 5 | 1000 | -21.383 | -21.495 | -0.111 |
| 5 | 1011 | -21.540 | -21.536 | 0.004 |
| 5 | 1087 | -21.204 | -21.131 | 0.073 |
| 5 | 1097 | -22.381 | -22.396 | -0.014 |
| 10 | 180 | -21.264 | -21.230 | 0.034 |
| 10 | 236 | -22.683 | -22.737 | -0.054 |
| 10 | 246 | -21.840 | -21.862 | -0.022 |
| 12 | 190 | -21.796 | -21.811 | -0.015 |
| 12 | 266 | -21.473 | -21.489 | -0.016 |
| 12 | 308 | -21.701 | -21.877 | -0.175 |
| 15 | 848 | -22.483 | -22.548 | -0.065 |
| 15 | 878 | -21.985 | -22.004 | -0.019 |
| 15 | 880 | -21.715 | -21.842 | -0.127 |
| 15 | 942 | -22.173 | -22.049 | 0.124 |
| 15 | 947 | -21.984 | -21.972 | 0.012 |
| 15 | 962 | -21.989 | -21.956 | 0.033 |
| 30 | 1141 | -21.520 | -21.561 | -0.041 |
| 30 | 1242 | -21.496 | -21.616 | -0.119 |
| 30 | 1417 | -22.218 | -22.389 | -0.171 |
| 32 | 1126 | -22.020 | -22.127 | -0.107 |
| 32 | 1165 | -21.534 | -21.709 | -0.175 |
| 32 | 1300 | -22.247 | -22.285 | -0.037 |
| 35 | 376 | -21.542 | -21.687 | -0.145 |
| 35 | 405 | -22.121 | -22.207 | -0.086 |
| 35 | 425 | -21.660 | -21.735 | -0.074 |
| 35 | 492 | -22.131 | -22.292 | -0.162 |
| 35 | 501 | -21.738 | -21.814 | -0.076 |
| 35 | 521 | -21.876 | -21.876 | -0.001 |
| 50 | 300 | -21.778 | -21.890 | -0.112 |
| 50 | 756 | -21.668 | -21.941 | -0.273 |
| 50 | 1100 | -21.920 | -21.959 | -0.039 |
| 52 | 451 | -22.555 | -22.756 | -0.201 |
| 52 | 587 | -22.058 | -22.158 | -0.099 |
| 52 | 956 | -22.063 | -22.297 | -0.233 |
| 55 | 198 | -21.050 | -21.206 | -0.156 |
| 55 | 220 | -22.284 | -22.417 | -0.133 |
| 55 | 665 | -22.087 | -22.336 | -0.250 |
| 55 | 818 | -21.558 | -21.764 | -0.205 |
| 55 | 1057 | -21.952 | -21.964 | -0.012 |
| 55 | 1137 | -21.078 | -21.278 | -0.200 |
| 100 | 448 | -21.767 | -22.211 | -0.444 |
| 100 | 938 | -22.034 | -22.424 | -0.390 |
| 100 | 1051 | -21.456 | -21.881 | -0.425 |
| 102 | 921 | -21.608 | -22.043 | -0.435 |
| 102 | 1113 | -22.257 | -22.602 | -0.345 |
| 102 | 1234 | -21.532 | -21.880 | -0.349 |
| 105 | 194 | -23.226 | -23.767 | -0.541 |
| 105 | 367 | -22.234 | -22.574 | -0.340 |
| 105 | 440 | -22.167 | -22.614 | -0.447 |
| 105 | 477 | -21.250 | -21.705 | -0.455 |
| 105 | 556 | -22.699 | -23.114 | -0.415 |
| 105 | 1213 | -21.464 | -21.766 | -0.302 |
| | Max | -21.050 | -21.131 | 0.177 |
| | Average | -21.879 | -22.011 | -0.132 |
| | Min | -23.226 | -23.767 | -0.541 |
| | Std Dev | 0.434 | 0.487 | 0.164 |

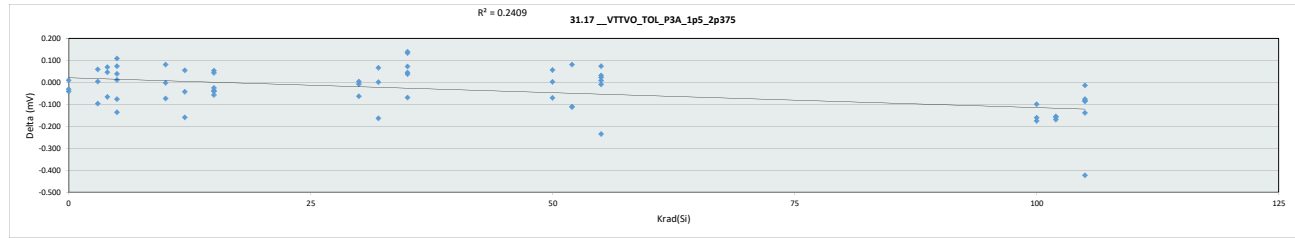


| 31.15_VTTVO_TOL_P3A_1p8 | | | | | | | | | | | | | | | | |
|-------------------------|---------|-------------|---------|-----------|-----------|---------|---------|---------|---------|---------|---------|---------|---------|---------|---------|---------|
| Test Site | Tester | Test Number | Unit | Max Limit | Min Limit | | | | | | | | | | | |
| | | | mV | -1 | -30 | | | | | | | | | | | |
| | | | mV | -1 | -30 | | | | | | | | | | | |
| Krad(Si) | 0 | 3 | 4 | 5 | 10 | 12 | 15 | 30 | 32 | 35 | 50 | 52 | 55 | 100 | 102 | 105 |
| LL | -30.000 | -30.000 | -30.000 | -30.000 | -30.000 | -30.000 | -30.000 | -30.000 | -30.000 | -30.000 | -30.000 | -30.000 | -30.000 | -30.000 | -30.000 | -30.000 |
| Min | -22.460 | -21.762 | -22.777 | -22.396 | -22.738 | -21.877 | -22.548 | -22.389 | -22.285 | -22.292 | -21.959 | -22.756 | -22.417 | -22.424 | -22.602 | -23.767 |
| Average | -22.177 | -21.481 | -22.080 | -21.709 | -21.943 | -21.725 | -22.062 | -21.855 | -22.040 | -21.935 | -21.930 | -22.403 | -21.828 | -22.172 | -22.175 | -22.590 |
| Max | -21.795 | -21.232 | -21.293 | -21.131 | -21.230 | -21.489 | -21.842 | -21.561 | -21.709 | -21.687 | -21.890 | -22.158 | -21.206 | -21.881 | -21.880 | -21.705 |
| UL | -1.000 | -1.000 | -1.000 | -1.000 | -1.000 | -1.000 | -1.000 | -1.000 | -1.000 | -1.000 | -1.000 | -1.000 | -1.000 | -1.000 | -1.000 | -1.000 |

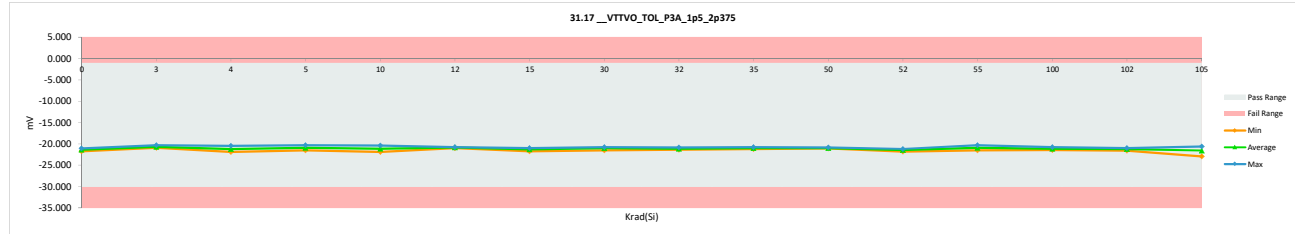


HDR TID Report
TPS7H3302-SP QML CALSS P

| 31.17_VTTVO_TOL_P3A_1p5_2p375 | | | | |
|-------------------------------|----------|-------------|---------|-----------|
| Test Site | Tester | Test Number | Unit | Max Limit |
| | | | mV | -1 |
| | | | mV | -30 |
| Krad(Si) | Serial # | PRE | POST | Delta |
| 0 | 775 | -21.676 | -21.706 | -0.031 |
| 0 | 1088 | -21.268 | -21.258 | 0.010 |
| 0 | 1106 | -21.026 | -21.067 | -0.041 |
| 3 | 817 | -20.898 | -20.894 | 0.004 |
| 3 | 825 | -20.694 | -20.791 | -0.097 |
| 3 | 833 | -20.399 | -20.340 | 0.059 |
| 4 | 547 | -20.503 | -20.433 | 0.070 |
| 4 | 645 | -21.940 | -21.894 | 0.046 |
| 4 | 788 | -21.304 | -21.370 | -0.066 |
| 5 | 959 | -20.884 | -21.020 | -0.136 |
| 5 | 991 | -21.156 | -21.232 | -0.076 |
| 5 | 1000 | -20.701 | -20.592 | 0.108 |
| 5 | 1011 | -20.755 | -20.744 | 0.012 |
| 5 | 1087 | -20.394 | -20.320 | 0.073 |
| 5 | 1097 | -21.538 | -21.500 | 0.038 |
| 10 | 180 | -20.351 | -20.424 | -0.073 |
| 10 | 236 | -21.873 | -21.874 | -0.002 |
| 10 | 246 | -21.102 | -21.022 | 0.081 |
| 12 | 190 | -20.927 | -20.969 | -0.042 |
| 12 | 266 | -20.570 | -20.729 | -0.159 |
| 12 | 308 | -20.971 | -20.917 | 0.054 |
| 15 | 848 | -21.700 | -21.741 | -0.041 |
| 15 | 878 | -21.208 | -21.166 | 0.043 |
| 15 | 880 | -20.931 | -20.969 | -0.037 |
| 15 | 942 | -21.258 | -21.314 | -0.057 |
| 15 | 947 | -21.189 | -21.135 | 0.054 |
| 15 | 962 | -21.192 | -21.217 | -0.025 |
| 30 | 1141 | -20.751 | -20.747 | 0.004 |
| 30 | 1242 | -20.775 | -20.783 | -0.008 |
| 30 | 1417 | -21.461 | -21.524 | -0.063 |
| 32 | 1126 | -21.117 | -21.280 | -0.163 |
| 32 | 1165 | -20.827 | -20.826 | 0.001 |
| 32 | 1300 | -21.452 | -21.386 | 0.067 |
| 35 | 376 | -20.847 | -20.802 | 0.044 |
| 35 | 405 | -21.388 | -21.254 | 0.134 |
| 35 | 425 | -20.844 | -20.805 | 0.038 |
| 35 | 492 | -21.342 | -21.204 | 0.139 |
| 35 | 501 | -20.961 | -21.030 | -0.069 |
| 35 | 521 | -20.964 | -20.892 | 0.072 |
| 50 | 300 | -20.875 | -20.819 | 0.057 |
| 50 | 756 | -20.931 | -21.001 | -0.070 |
| 50 | 1100 | -21.070 | -21.067 | 0.003 |
| 52 | 451 | -21.675 | -21.785 | -0.111 |
| 52 | 587 | -21.266 | -21.185 | 0.082 |
| 52 | 956 | -21.234 | -21.345 | -0.111 |
| 55 | 198 | -20.367 | -20.335 | 0.032 |
| 55 | 220 | -21.404 | -21.331 | 0.073 |
| 55 | 665 | -21.249 | -21.483 | -0.234 |
| 55 | 818 | -20.735 | -20.745 | -0.010 |
| 55 | 1057 | -21.240 | -21.217 | 0.023 |
| 55 | 1137 | -20.309 | -20.301 | 0.008 |
| 100 | 448 | -20.983 | -21.143 | -0.160 |
| 100 | 938 | -21.240 | -21.414 | -0.174 |
| 100 | 1051 | -20.703 | -20.803 | -0.100 |
| 102 | 921 | -20.827 | -20.982 | -0.155 |
| 102 | 1113 | -21.431 | -21.601 | -0.170 |
| 102 | 1234 | -20.802 | -20.959 | -0.157 |
| 105 | 194 | -22.524 | -22.947 | -0.423 |
| 105 | 367 | -21.550 | -21.563 | -0.013 |
| 105 | 440 | -21.395 | -21.480 | -0.085 |
| 105 | 477 | -20.541 | -20.617 | -0.076 |
| 105 | 556 | -21.989 | -22.074 | -0.084 |
| 105 | 1213 | -20.569 | -20.707 | -0.138 |
| | Max | -20.309 | -20.301 | 0.139 |
| | Average | -21.080 | -21.112 | -0.032 |
| | Min | -22.524 | -22.947 | -0.423 |
| | Std Dev | 0.440 | 0.472 | 0.099 |

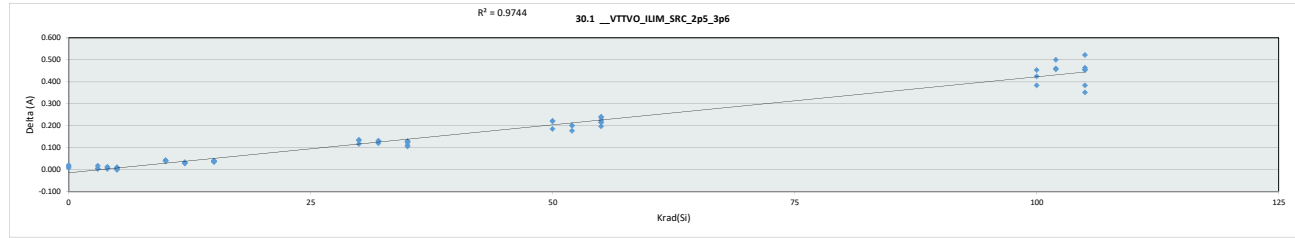


| 31.17_VTTVO_TOL_P3A_1p5 | | | | | | | | | | | | | | | | |
|-------------------------|---------|-------------|---------|-----------|-----------|---------|---------|---------|---------|---------|---------|---------|---------|---------|---------|---------|
| Test Site | Tester | Test Number | Unit | Max Limit | Min Limit | | | | | | | | | | | |
| | | | mV | -1 | -30 | | | | | | | | | | | |
| | | | mV | -1 | -30 | | | | | | | | | | | |
| Krad(Si) | 0 | 3 | 4 | 5 | 10 | 12 | 15 | 30 | 32 | 35 | 50 | 52 | 55 | 100 | 102 | 105 |
| LL | -30.000 | -30.000 | -30.000 | -30.000 | -30.000 | -30.000 | -30.000 | -30.000 | -30.000 | -30.000 | -30.000 | -30.000 | -30.000 | -30.000 | -30.000 | -30.000 |
| Min | -21.707 | -20.894 | -21.894 | -21.500 | -21.874 | -20.969 | -21.741 | -21.524 | -21.386 | -21.254 | -21.067 | -21.786 | -21.483 | -21.414 | -21.601 | -22.947 |
| Average | -21.344 | -20.675 | -21.232 | -20.901 | -21.107 | -20.872 | -21.257 | -21.018 | -21.164 | -20.998 | -20.962 | -21.438 | -20.902 | -21.120 | -21.181 | -21.565 |
| Max | -21.067 | -20.340 | -20.433 | -20.321 | -20.424 | -20.729 | -20.969 | -20.747 | -20.826 | -20.802 | -20.819 | -21.185 | -20.301 | -20.803 | -20.959 | -20.617 |
| UL | -1.000 | -1.000 | -1.000 | -1.000 | -1.000 | -1.000 | -1.000 | -1.000 | -1.000 | -1.000 | -1.000 | -1.000 | -1.000 | -1.000 | -1.000 | -1.000 |

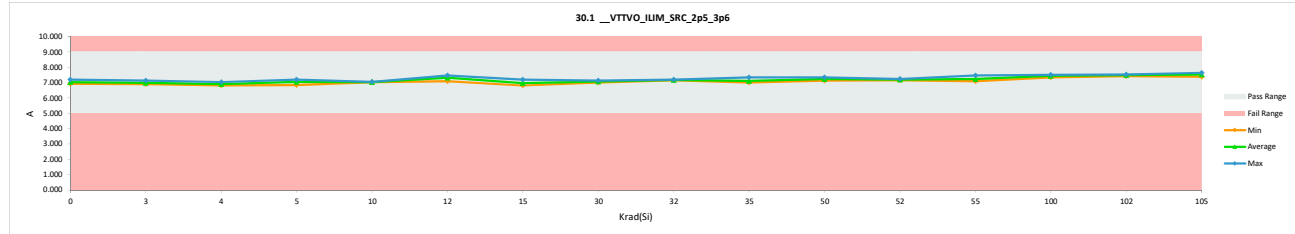


HDR TID Report
TPS7H3302-SP QML CALSS P

| 30.1_VTTVO_ILIM_SRC_2p5_3p6 | | | | |
|-----------------------------|----------|-------------|-------|-----------|
| Test Site | Tester | Test Number | Unit | Max Limit |
| | | | A | A |
| | | | 9 | 9 |
| | | | 5 | 5 |
| Krad(Si) | Serial # | PRE | POST | Delta |
| 0 | 775 | 6.905 | 6.919 | 0.014 |
| 0 | 1088 | 6.944 | 6.951 | 0.007 |
| 0 | 1106 | 7.167 | 7.189 | 0.022 |
| 3 | 817 | 6.930 | 6.936 | 0.006 |
| 3 | 825 | 6.896 | 6.900 | 0.004 |
| 3 | 833 | 7.103 | 7.122 | 0.019 |
| 4 | 547 | 7.025 | 7.037 | 0.013 |
| 4 | 645 | 6.798 | 6.811 | 0.013 |
| 4 | 788 | 6.853 | 6.856 | 0.004 |
| 5 | 959 | 6.829 | 6.834 | 0.006 |
| 5 | 991 | 7.193 | 7.192 | -0.001 |
| 5 | 1000 | 7.190 | 7.200 | 0.010 |
| 5 | 1011 | 6.932 | 6.942 | 0.010 |
| 5 | 1087 | 6.992 | 7.002 | 0.010 |
| 5 | 1097 | 7.063 | 7.065 | 0.002 |
| 10 | 180 | 6.983 | 7.026 | 0.043 |
| 10 | 236 | 6.995 | 7.039 | 0.044 |
| 10 | 246 | 6.986 | 7.026 | 0.039 |
| 12 | 190 | 7.430 | 7.458 | 0.029 |
| 12 | 266 | 7.353 | 7.387 | 0.034 |
| 12 | 308 | 7.057 | 7.087 | 0.030 |
| 15 | 848 | 6.925 | 6.963 | 0.038 |
| 15 | 878 | 7.019 | 7.056 | 0.037 |
| 15 | 880 | 6.770 | 6.808 | 0.038 |
| 15 | 942 | 6.824 | 6.866 | 0.042 |
| 15 | 947 | 6.927 | 6.965 | 0.038 |
| 15 | 962 | 7.156 | 7.191 | 0.035 |
| 30 | 1141 | 6.898 | 7.032 | 0.134 |
| 30 | 1242 | 7.003 | 7.140 | 0.137 |
| 30 | 1417 | 6.887 | 7.005 | 0.118 |
| 32 | 1126 | 7.065 | 7.186 | 0.120 |
| 32 | 1165 | 7.040 | 7.172 | 0.132 |
| 32 | 1300 | 7.020 | 7.151 | 0.131 |
| 35 | 376 | 7.013 | 7.140 | 0.127 |
| 35 | 405 | 6.875 | 7.004 | 0.129 |
| 35 | 425 | 6.989 | 7.095 | 0.106 |
| 35 | 492 | 6.874 | 6.997 | 0.122 |
| 35 | 501 | 6.951 | 7.081 | 0.130 |
| 35 | 521 | 7.220 | 7.330 | 0.111 |
| 50 | 300 | 7.159 | 7.345 | 0.186 |
| 50 | 756 | 7.001 | 7.221 | 0.220 |
| 50 | 1100 | 6.911 | 7.132 | 0.221 |
| 52 | 451 | 7.025 | 7.227 | 0.202 |
| 52 | 587 | 6.962 | 7.161 | 0.200 |
| 52 | 956 | 7.005 | 7.182 | 0.177 |
| 55 | 198 | 7.264 | 7.461 | 0.197 |
| 55 | 220 | 7.080 | 7.297 | 0.217 |
| 55 | 665 | 6.871 | 7.109 | 0.238 |
| 55 | 818 | 6.978 | 7.203 | 0.225 |
| 55 | 1057 | 6.849 | 7.091 | 0.241 |
| 55 | 1137 | 7.090 | 7.305 | 0.215 |
| 100 | 448 | 6.963 | 7.346 | 0.383 |
| 100 | 938 | 7.032 | 7.457 | 0.424 |
| 100 | 1051 | 7.048 | 7.502 | 0.454 |
| 102 | 921 | 7.070 | 7.526 | 0.456 |
| 102 | 1113 | 6.963 | 7.425 | 0.461 |
| 102 | 1234 | 7.011 | 7.511 | 0.500 |
| 105 | 194 | 7.225 | 7.576 | 0.351 |
| 105 | 367 | 7.045 | 7.509 | 0.464 |
| 105 | 440 | 7.191 | 7.575 | 0.383 |
| 105 | 477 | 7.188 | 7.642 | 0.453 |
| 105 | 556 | 6.927 | 7.383 | 0.456 |
| 105 | 1213 | 6.982 | 7.504 | 0.523 |
| | Max | 7.430 | 7.642 | 0.523 |
| | Average | 7.015 | 7.172 | 0.158 |
| | Min | 6.770 | 6.808 | -0.001 |
| | Std Dev | 0.132 | 0.215 | 0.159 |

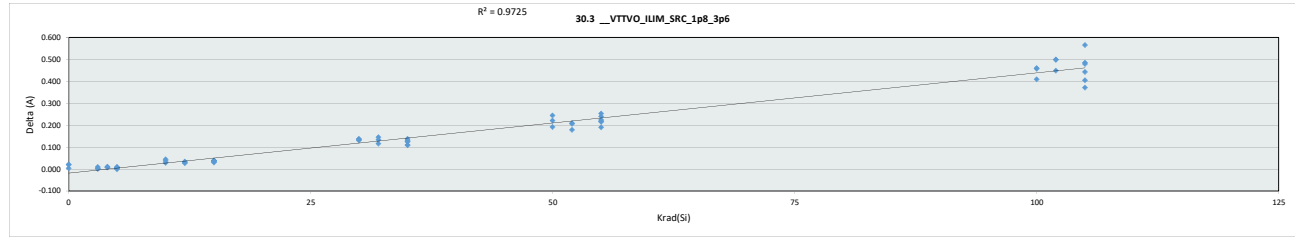


| 30.1_VTTVO_ILIM_SRC_2p5 | | | | | | | | | | | | | | | | |
|-------------------------|--------|-------------|-----------|-----------|-------|-------|-------|-------|-------|-------|-------|-------|-------|-------|-------|-------|
| Test Site | Tester | Test Number | Max Limit | Min Limit | | | | | | | | | | | | |
| | | | 9 | A | | | | | | | | | | | | |
| | | | 5 | A | | | | | | | | | | | | |
| Krad(Si) | 0 | 3 | 4 | 5 | 10 | 12 | 15 | 30 | 32 | 35 | 50 | 52 | 55 | 100 | 102 | 105 |
| LL | 5.000 | 5.000 | 5.000 | 5.000 | 5.000 | 5.000 | 5.000 | 5.000 | 5.000 | 5.000 | 5.000 | 5.000 | 5.000 | 5.000 | 5.000 | 5.000 |
| Min | 6.919 | 6.900 | 6.811 | 6.834 | 7.026 | 7.087 | 6.808 | 7.005 | 7.151 | 6.997 | 7.132 | 7.162 | 7.091 | 7.346 | 7.425 | 7.383 |
| Average | 7.020 | 6.986 | 6.901 | 7.039 | 7.030 | 7.311 | 6.975 | 7.059 | 7.170 | 7.108 | 7.233 | 7.190 | 7.244 | 7.435 | 7.487 | 7.531 |
| Max | 7.189 | 7.122 | 7.037 | 7.200 | 7.039 | 7.458 | 7.191 | 7.140 | 7.186 | 7.330 | 7.345 | 7.227 | 7.461 | 7.502 | 7.526 | 7.642 |
| UL | 9.000 | 9.000 | 9.000 | 9.000 | 9.000 | 9.000 | 9.000 | 9.000 | 9.000 | 9.000 | 9.000 | 9.000 | 9.000 | 9.000 | 9.000 | 9.000 |

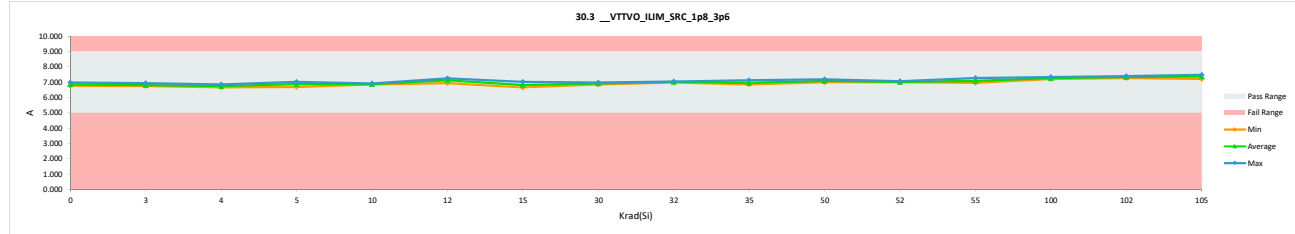


HDR TID Report
TPS7H3302-SP QML CALSS P

| 30.3_VTTVO_ILIM_SRC_1p8_3p6 | | | | |
|-----------------------------|----------|-------------|-------|-----------|
| Test Site | Tester | Test Number | Unit | Max Limit |
| | | | A | A |
| | | | 9 | 9 |
| | | | 5 | 5 |
| Krad(Si) | Serial # | PRE | POST | Delta |
| 0 | 775 | 6.768 | 6.773 | 0.004 |
| 0 | 1088 | 6.785 | 6.807 | 0.022 |
| 0 | 1106 | 6.968 | 6.988 | 0.020 |
| 3 | 817 | 6.779 | 6.782 | 0.003 |
| 3 | 825 | 6.740 | 6.741 | 0.001 |
| 3 | 833 | 6.920 | 6.930 | 0.009 |
| 4 | 847 | 6.851 | 6.858 | 0.008 |
| 4 | 645 | 6.657 | 6.665 | 0.008 |
| 4 | 788 | 6.697 | 6.707 | 0.011 |
| 5 | 959 | 6.689 | 6.696 | 0.008 |
| 5 | 991 | 7.019 | 7.018 | 0.000 |
| 5 | 1000 | 7.017 | 7.020 | 0.003 |
| 5 | 1011 | 6.762 | 6.769 | 0.007 |
| 5 | 1087 | 6.818 | 6.828 | 0.010 |
| 5 | 1097 | 6.888 | 6.893 | 0.005 |
| 10 | 180 | 6.843 | 6.871 | 0.028 |
| 10 | 236 | 6.862 | 6.906 | 0.045 |
| 10 | 246 | 6.825 | 6.863 | 0.037 |
| 12 | 190 | 7.228 | 7.255 | 0.027 |
| 12 | 266 | 7.160 | 7.190 | 0.030 |
| 12 | 308 | 6.905 | 6.940 | 0.035 |
| 15 | 848 | 6.759 | 6.792 | 0.033 |
| 15 | 878 | 6.856 | 6.885 | 0.030 |
| 15 | 880 | 6.613 | 6.652 | 0.038 |
| 15 | 942 | 6.678 | 6.717 | 0.039 |
| 15 | 947 | 6.772 | 6.811 | 0.039 |
| 15 | 962 | 6.990 | 7.027 | 0.037 |
| 30 | 1141 | 6.760 | 6.895 | 0.135 |
| 30 | 1242 | 6.851 | 6.982 | 0.131 |
| 30 | 1417 | 6.720 | 6.858 | 0.138 |
| 32 | 1126 | 6.918 | 7.034 | 0.116 |
| 32 | 1165 | 6.871 | 7.016 | 0.145 |
| 32 | 1300 | 6.849 | 6.982 | 0.133 |
| 35 | 376 | 6.858 | 6.983 | 0.125 |
| 35 | 405 | 6.733 | 6.865 | 0.132 |
| 35 | 425 | 6.832 | 6.941 | 0.109 |
| 35 | 492 | 6.736 | 6.862 | 0.126 |
| 35 | 501 | 6.780 | 6.918 | 0.138 |
| 35 | 521 | 7.015 | 7.125 | 0.110 |
| 50 | 300 | 6.989 | 7.181 | 0.192 |
| 50 | 756 | 6.825 | 7.069 | 0.245 |
| 50 | 1100 | 6.776 | 6.998 | 0.222 |
| 52 | 451 | 6.861 | 7.070 | 0.209 |
| 52 | 587 | 6.791 | 6.997 | 0.206 |
| 52 | 956 | 6.846 | 7.025 | 0.178 |
| 55 | 198 | 7.075 | 7.266 | 0.190 |
| 55 | 220 | 6.918 | 7.137 | 0.219 |
| 55 | 665 | 6.718 | 6.959 | 0.241 |
| 55 | 818 | 6.811 | 7.035 | 0.224 |
| 55 | 1057 | 6.700 | 6.953 | 0.253 |
| 55 | 1137 | 6.924 | 7.139 | 0.215 |
| 100 | 448 | 6.794 | 7.203 | 0.409 |
| 100 | 938 | 6.849 | 7.310 | 0.460 |
| 100 | 1051 | 6.869 | 7.327 | 0.458 |
| 102 | 921 | 6.896 | 7.394 | 0.498 |
| 102 | 1113 | 6.816 | 7.265 | 0.449 |
| 102 | 1234 | 6.851 | 7.351 | 0.501 |
| 105 | 194 | 7.035 | 7.407 | 0.372 |
| 105 | 367 | 6.884 | 7.369 | 0.485 |
| 105 | 440 | 7.002 | 7.406 | 0.404 |
| 105 | 477 | 7.009 | 7.488 | 0.479 |
| 105 | 556 | 6.777 | 7.219 | 0.442 |
| 105 | 1213 | 6.820 | 7.386 | 0.566 |
| | Max | 7.228 | 7.488 | 0.566 |
| | Average | 6.851 | 7.013 | 0.162 |
| | Min | 6.613 | 6.652 | 0.000 |
| | Std Dev | 0.119 | 0.212 | 0.166 |

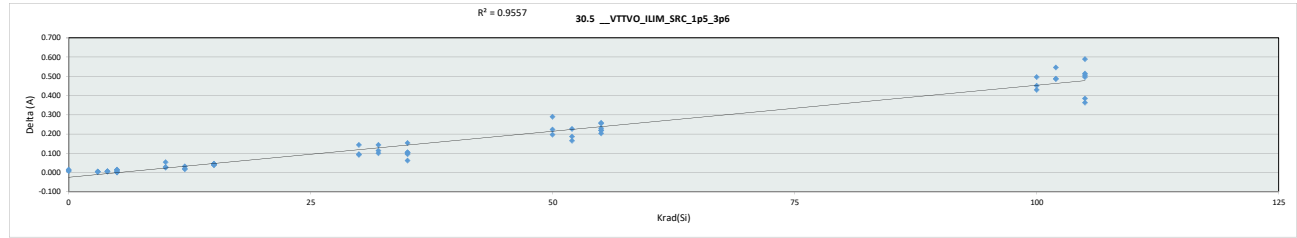


| 30.3_VTTVO_ILIM_SRC_1p8 | | | | | | | | | | | | | | | | |
|-------------------------|--------|-------------|-------|-----------|-----------|-------|-------|-------|-------|-------|-------|-------|-------|-------|-------|-------|
| Test Site | Tester | Test Number | Unit | Max Limit | Min Limit | | | | | | | | | | | |
| | | | A | A | | | | | | | | | | | | |
| | | | 9 | 9 | | | | | | | | | | | | |
| | | | 5 | 5 | | | | | | | | | | | | |
| Krad(Si) | 0 | 3 | 4 | 5 | 10 | 12 | 15 | 30 | 32 | 35 | 50 | 52 | 55 | 100 | 102 | 105 |
| LL | 5.000 | 5.000 | 5.000 | 5.000 | 5.000 | 5.000 | 5.000 | 5.000 | 5.000 | 5.000 | 5.000 | 5.000 | 5.000 | 5.000 | 5.000 | 5.000 |
| Min | 6.773 | 6.741 | 6.665 | 6.696 | 6.863 | 6.940 | 6.652 | 6.858 | 6.982 | 6.862 | 6.998 | 6.997 | 6.953 | 7.203 | 7.265 | 7.219 |
| Average | 6.856 | 6.817 | 6.743 | 6.871 | 6.880 | 7.128 | 6.814 | 6.912 | 7.011 | 6.949 | 7.083 | 7.031 | 7.081 | 7.280 | 7.337 | 7.379 |
| Max | 6.988 | 6.930 | 6.858 | 7.020 | 6.906 | 7.255 | 7.027 | 6.982 | 7.034 | 7.125 | 7.181 | 7.070 | 7.266 | 7.327 | 7.394 | 7.488 |
| UL | 9.000 | 9.000 | 9.000 | 9.000 | 9.000 | 9.000 | 9.000 | 9.000 | 9.000 | 9.000 | 9.000 | 9.000 | 9.000 | 9.000 | 9.000 | 9.000 |

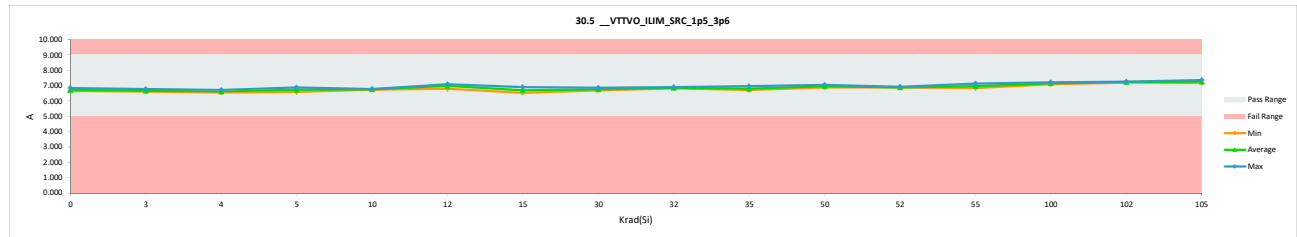


HDR TID Report
TPS7H3302-SP QML CALSS P

| 30.5_VTTVO_ILIM_SRC_1p5_3p6 | | | | |
|-----------------------------|----------|-------------|-------|-------|
| Test Site | Tester | Test Number | Unit | Delta |
| | | | A | A |
| | | | 9 | 9 |
| | | | 5 | 5 |
| Krad(Si) | Serial # | PRE | POST | Delta |
| 0 | 775 | 6.638 | 6.644 | 0.006 |
| 0 | 1088 | 6.669 | 6.679 | 0.010 |
| 0 | 1106 | 6.820 | 6.835 | 0.015 |
| 3 | 817 | 6.647 | 6.653 | 0.006 |
| 3 | 825 | 6.609 | 6.611 | 0.003 |
| 3 | 833 | 6.780 | 6.789 | 0.003 |
| 4 | 547 | 6.717 | 6.722 | 0.005 |
| 4 | 645 | 6.545 | 6.551 | 0.005 |
| 4 | 788 | 6.579 | 6.586 | 0.007 |
| 5 | 959 | 6.570 | 6.584 | 0.014 |
| 5 | 991 | 6.874 | 6.877 | 0.002 |
| 5 | 1000 | 6.880 | 6.881 | 0.001 |
| 5 | 1011 | 6.635 | 6.642 | 0.008 |
| 5 | 1087 | 6.682 | 6.696 | 0.014 |
| 5 | 1097 | 6.752 | 6.754 | 0.003 |
| 10 | 180 | 6.718 | 6.747 | 0.029 |
| 10 | 236 | 6.748 | 6.774 | 0.026 |
| 10 | 246 | 6.689 | 6.744 | 0.054 |
| 12 | 190 | 7.080 | 7.096 | 0.016 |
| 12 | 266 | 7.007 | 7.039 | 0.032 |
| 12 | 308 | 6.785 | 6.806 | 0.021 |
| 15 | 848 | 6.632 | 6.677 | 0.045 |
| 15 | 878 | 6.718 | 6.758 | 0.040 |
| 15 | 880 | 6.484 | 6.523 | 0.038 |
| 15 | 942 | 6.556 | 6.598 | 0.042 |
| 15 | 947 | 6.645 | 6.689 | 0.045 |
| 15 | 962 | 6.866 | 6.906 | 0.040 |
| 30 | 1141 | 6.641 | 6.733 | 0.092 |
| 30 | 1242 | 6.722 | 6.866 | 0.144 |
| 30 | 1417 | 6.590 | 6.685 | 0.095 |
| 32 | 1126 | 6.793 | 6.906 | 0.113 |
| 32 | 1165 | 6.745 | 6.889 | 0.144 |
| 32 | 1300 | 6.718 | 6.817 | 0.099 |
| 35 | 376 | 6.731 | 6.826 | 0.096 |
| 35 | 405 | 6.604 | 6.708 | 0.104 |
| 35 | 425 | 6.703 | 6.765 | 0.062 |
| 35 | 492 | 6.607 | 6.709 | 0.102 |
| 35 | 501 | 6.649 | 6.801 | 0.153 |
| 35 | 521 | 6.866 | 6.971 | 0.105 |
| 50 | 300 | 6.849 | 7.046 | 0.196 |
| 50 | 756 | 6.669 | 6.959 | 0.290 |
| 50 | 1100 | 6.650 | 6.873 | 0.223 |
| 52 | 451 | 6.727 | 6.915 | 0.187 |
| 52 | 587 | 6.647 | 6.874 | 0.227 |
| 52 | 956 | 6.712 | 6.877 | 0.166 |
| 55 | 198 | 6.924 | 7.127 | 0.202 |
| 55 | 220 | 6.786 | 7.015 | 0.229 |
| 55 | 665 | 6.591 | 6.850 | 0.258 |
| 55 | 818 | 6.681 | 6.901 | 0.220 |
| 55 | 1057 | 6.587 | 6.842 | 0.255 |
| 55 | 1137 | 6.794 | 7.011 | 0.218 |
| 100 | 448 | 6.661 | 7.091 | 0.430 |
| 100 | 938 | 6.710 | 7.161 | 0.450 |
| 100 | 1051 | 6.721 | 7.216 | 0.495 |
| 102 | 921 | 6.757 | 7.245 | 0.488 |
| 102 | 1113 | 6.698 | 7.185 | 0.487 |
| 102 | 1234 | 6.721 | 7.266 | 0.545 |
| 105 | 194 | 6.893 | 7.355 | 0.362 |
| 105 | 367 | 6.745 | 7.259 | 0.514 |
| 105 | 440 | 6.859 | 7.245 | 0.385 |
| 105 | 477 | 6.867 | 7.363 | 0.496 |
| 105 | 556 | 6.659 | 7.165 | 0.507 |
| 105 | 1213 | 6.657 | 7.247 | 0.589 |
| | Max | 7.080 | 7.363 | 0.589 |
| | Average | 6.718 | 6.881 | 0.163 |
| | Min | 6.484 | 6.523 | 0.001 |
| | Std Dev | 0.113 | 0.214 | 0.175 |

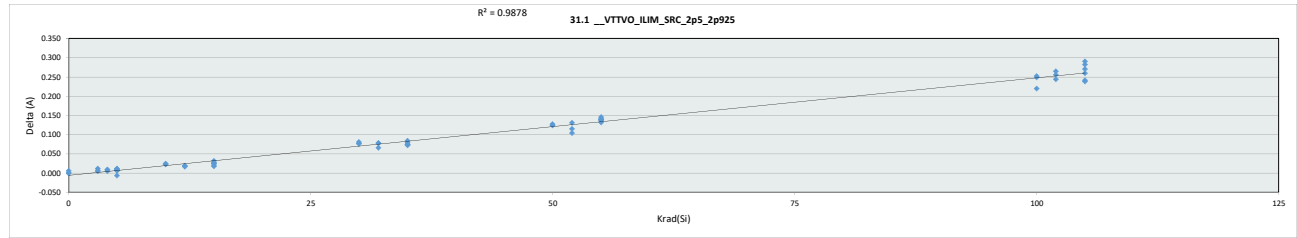


| 30.5_VTTVO_ILIM_SRC_1p5 | | | | | | | | | | | | | | | | |
|-------------------------|--------|-------------|-------|-----------|-----------|-------|-------|---------|-------|-------|-------|-------|-------|-------|-------|-------|
| Test Site | Tester | Test Number | Unit | Max Limit | Min Limit | LL | Min | Average | Max | UL | | | | | | |
| | | | A | 9 | 5 | 5.000 | 5.000 | 5.000 | 5.000 | 5.000 | | | | | | |
| | | | A | 9 | 5 | 5.000 | 5.000 | 5.000 | 5.000 | 5.000 | | | | | | |
| Krad(Si) | 0 | 3 | 4 | 5 | 10 | 12 | 15 | 30 | 32 | 35 | 50 | 52 | 55 | 100 | 102 | 105 |
| LL | 5.000 | 5.000 | 5.000 | 5.000 | 5.000 | 5.000 | 5.000 | 5.000 | 5.000 | 5.000 | 5.000 | 5.000 | 5.000 | 5.000 | 5.000 | 5.000 |
| Min | 6.644 | 6.611 | 6.551 | 6.584 | 6.744 | 6.806 | 6.523 | 6.685 | 6.817 | 6.708 | 6.873 | 6.874 | 6.842 | 7.092 | 7.185 | 7.165 |
| Average | 6.720 | 6.682 | 6.619 | 6.739 | 6.755 | 6.980 | 6.692 | 6.761 | 6.871 | 6.797 | 6.959 | 6.889 | 6.958 | 7.156 | 7.232 | 7.256 |
| Max | 6.835 | 6.783 | 6.722 | 6.881 | 6.774 | 7.096 | 6.906 | 6.866 | 6.906 | 6.971 | 7.046 | 6.915 | 7.127 | 7.216 | 7.266 | 7.363 |
| UL | 9.000 | 9.000 | 9.000 | 9.000 | 9.000 | 9.000 | 9.000 | 9.000 | 9.000 | 9.000 | 9.000 | 9.000 | 9.000 | 9.000 | 9.000 | 9.000 |

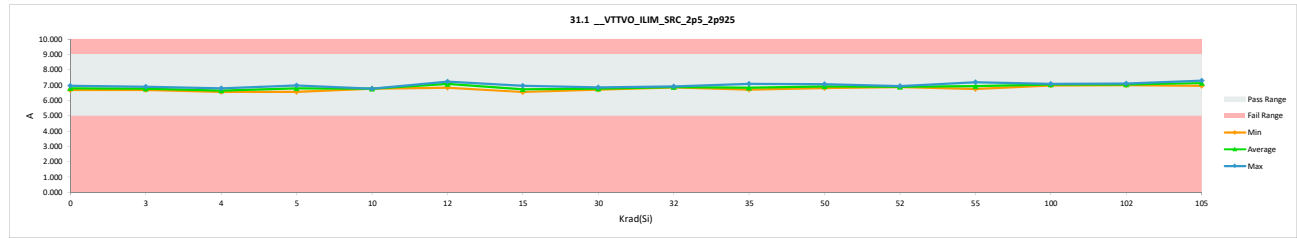


HDR TID Report
TPS7H3302-SP QML CALSS P

| 31.1_VTTVO_ILIM_SRC_2p5_2p925 | | | | |
|-------------------------------|----------|-------|-------|--------|
| Test Site | Serial # | PRE | POST | Delta |
| 0 | 775 | 6.687 | 6.686 | 0.000 |
| 0 | 1088 | 6.701 | 6.701 | 0.001 |
| 0 | 1106 | 6.952 | 6.958 | 0.006 |
| 3 | 817 | 6.698 | 6.705 | 0.007 |
| 3 | 825 | 6.669 | 6.681 | 0.012 |
| 3 | 833 | 6.899 | 6.905 | 0.005 |
| 4 | 547 | 6.792 | 6.800 | 0.008 |
| 4 | 645 | 6.547 | 6.556 | 0.009 |
| 4 | 788 | 6.593 | 6.598 | 0.005 |
| 5 | 959 | 6.546 | 6.557 | 0.011 |
| 5 | 991 | 6.980 | 6.973 | -0.007 |
| 5 | 1000 | 6.964 | 6.969 | 0.006 |
| 5 | 1011 | 6.670 | 6.681 | 0.011 |
| 5 | 1087 | 6.764 | 6.773 | 0.009 |
| 5 | 1097 | 6.836 | 6.844 | 0.008 |
| 10 | 180 | 6.738 | 6.761 | 0.023 |
| 10 | 236 | 6.744 | 6.768 | 0.024 |
| 10 | 246 | 6.748 | 6.772 | 0.024 |
| 12 | 190 | 7.218 | 7.237 | 0.019 |
| 12 | 266 | 7.148 | 7.165 | 0.017 |
| 12 | 308 | 6.820 | 6.838 | 0.019 |
| 15 | 848 | 6.691 | 6.712 | 0.021 |
| 15 | 878 | 6.784 | 6.802 | 0.018 |
| 15 | 880 | 6.524 | 6.551 | 0.026 |
| 15 | 942 | 6.574 | 6.600 | 0.026 |
| 15 | 947 | 6.689 | 6.714 | 0.025 |
| 15 | 962 | 6.924 | 6.956 | 0.032 |
| 30 | 1141 | 6.641 | 6.717 | 0.076 |
| 30 | 1242 | 6.766 | 6.847 | 0.081 |
| 30 | 1417 | 6.646 | 6.723 | 0.076 |
| 32 | 1126 | 6.845 | 6.910 | 0.065 |
| 32 | 1165 | 6.789 | 6.868 | 0.079 |
| 32 | 1300 | 6.784 | 6.862 | 0.077 |
| 35 | 376 | 6.778 | 6.857 | 0.079 |
| 35 | 405 | 6.633 | 6.707 | 0.074 |
| 35 | 425 | 6.759 | 6.831 | 0.072 |
| 35 | 492 | 6.628 | 6.703 | 0.075 |
| 35 | 501 | 6.707 | 6.790 | 0.084 |
| 35 | 521 | 7.015 | 7.089 | 0.073 |
| 50 | 300 | 6.942 | 7.069 | 0.127 |
| 50 | 756 | 6.748 | 6.873 | 0.124 |
| 50 | 1100 | 6.682 | 6.806 | 0.124 |
| 52 | 451 | 6.829 | 6.944 | 0.115 |
| 52 | 587 | 6.740 | 6.871 | 0.131 |
| 52 | 956 | 6.789 | 6.893 | 0.104 |
| 55 | 198 | 7.066 | 7.198 | 0.132 |
| 55 | 220 | 6.838 | 6.977 | 0.139 |
| 55 | 665 | 6.643 | 6.784 | 0.141 |
| 55 | 818 | 6.760 | 6.899 | 0.139 |
| 55 | 1057 | 6.598 | 6.744 | 0.146 |
| 55 | 1137 | 6.872 | 7.009 | 0.136 |
| 100 | 448 | 6.756 | 6.976 | 0.219 |
| 100 | 938 | 6.819 | 7.068 | 0.249 |
| 100 | 1051 | 6.825 | 7.077 | 0.252 |
| 102 | 921 | 6.854 | 7.098 | 0.244 |
| 102 | 1113 | 6.736 | 6.991 | 0.256 |
| 102 | 1234 | 6.766 | 7.030 | 0.265 |
| 105 | 194 | 7.056 | 7.294 | 0.238 |
| 105 | 367 | 6.817 | 7.099 | 0.282 |
| 105 | 440 | 6.986 | 7.228 | 0.242 |
| 105 | 477 | 6.959 | 7.229 | 0.271 |
| 105 | 556 | 6.709 | 6.969 | 0.259 |
| 105 | 1213 | 6.717 | 7.008 | 0.290 |
| Max | | 7.218 | 7.294 | 0.290 |
| Average | | 6.784 | 6.878 | 0.094 |
| Min | | 6.524 | 6.551 | -0.007 |
| Std Dev | | 0.145 | 0.181 | 0.091 |

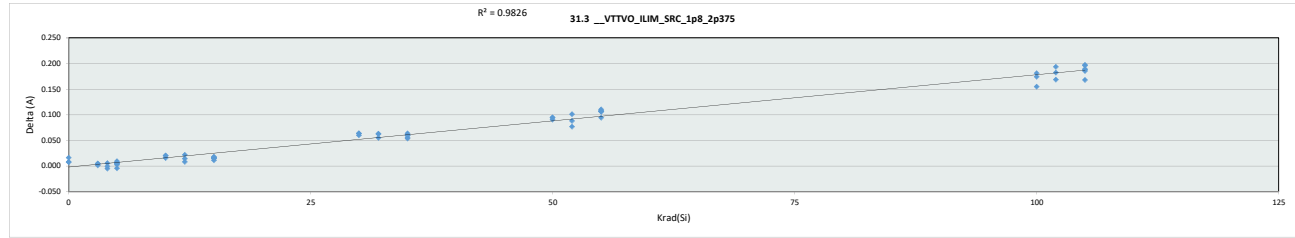


| 31.1_VTTVO_ILIM_SRC_2p5 | | | | | | | | | | | | | | | |
|-------------------------|----------|-------|-------|-------|-------|-------|---------|-------|-------|-------|-------|-------|-------|-------|-------|
| Test Site | Serial # | PRE | POST | Delta | LL | Min | Average | Max | UL | | | | | | |
| 0 | 3 | 4 | 5 | 10 | 12 | 15 | 30 | 32 | 35 | 50 | 52 | 55 | 100 | 102 | 105 |
| LL | 5.000 | 5.000 | 5.000 | 5.000 | 5.000 | 5.000 | 5.000 | 5.000 | 5.000 | 5.000 | 5.000 | 5.000 | 5.000 | 5.000 | 5.000 |
| Min | 6.686 | 6.681 | 6.556 | 6.557 | 6.761 | 6.838 | 6.551 | 6.717 | 6.862 | 6.703 | 6.806 | 6.871 | 6.744 | 6.976 | 6.991 |
| Average | 6.782 | 6.764 | 6.651 | 6.799 | 6.767 | 7.080 | 6.722 | 6.762 | 6.880 | 6.830 | 6.916 | 6.903 | 6.935 | 7.040 | 7.138 |
| Max | 6.958 | 6.905 | 6.800 | 6.973 | 6.772 | 7.237 | 6.956 | 6.847 | 6.910 | 7.089 | 7.069 | 6.944 | 7.198 | 7.077 | 7.098 |
| UL | 9.000 | 9.000 | 9.000 | 9.000 | 9.000 | 9.000 | 9.000 | 9.000 | 9.000 | 9.000 | 9.000 | 9.000 | 9.000 | 9.000 | 9.000 |

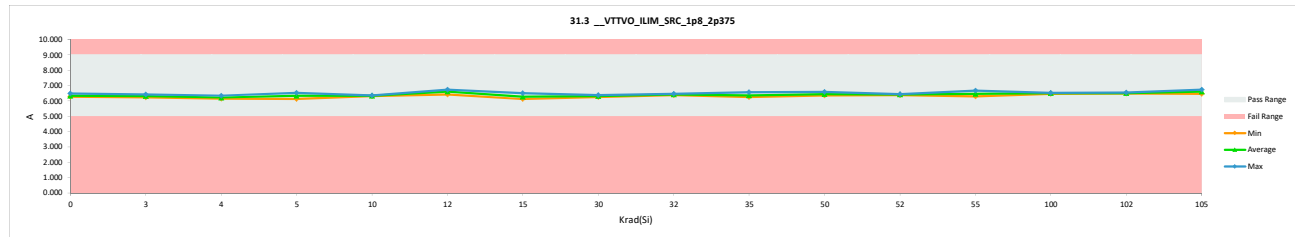


HDR TID Report
TPS7H3302-SP QML CALSS P

| 31.3 __VTTVO_ILIM_SRC_1p8_2p375 | | | | |
|---------------------------------|----------|-------------|-------|--------|
| Test Site | Tester | Test Number | Unit | Delta |
| | | | A | A |
| | | | 9 | 9 |
| | | | 5 | 5 |
| Krad(Si) | Serial # | PRE | POST | Delta |
| 0 | 775 | 6.259 | 6.267 | 0.008 |
| 0 | 1088 | 6.275 | 6.283 | 0.007 |
| 0 | 1106 | 6.462 | 6.479 | 0.016 |
| 3 | 817 | 6.279 | 6.280 | 0.001 |
| 3 | 825 | 6.240 | 6.245 | 0.005 |
| 3 | 833 | 6.415 | 6.419 | 0.004 |
| 4 | 547 | 6.343 | 6.349 | 0.006 |
| 4 | 645 | 6.148 | 6.143 | -0.005 |
| 4 | 788 | 6.174 | 6.173 | 0.000 |
| 5 | 959 | 6.134 | 6.140 | 0.006 |
| 5 | 991 | 6.499 | 6.495 | -0.004 |
| 5 | 1000 | 6.512 | 6.518 | 0.006 |
| 5 | 1011 | 6.226 | 6.229 | 0.003 |
| 5 | 1087 | 6.313 | 6.322 | 0.009 |
| 5 | 1097 | 6.386 | 6.390 | 0.004 |
| 10 | 180 | 6.319 | 6.335 | 0.016 |
| 10 | 236 | 6.342 | 6.362 | 0.020 |
| 10 | 246 | 6.298 | 6.319 | 0.021 |
| 12 | 190 | 6.725 | 6.733 | 0.008 |
| 12 | 266 | 6.651 | 6.673 | 0.022 |
| 12 | 308 | 6.405 | 6.419 | 0.014 |
| 15 | 848 | 6.256 | 6.272 | 0.016 |
| 15 | 878 | 6.323 | 6.338 | 0.015 |
| 15 | 880 | 6.106 | 6.123 | 0.017 |
| 15 | 942 | 6.156 | 6.174 | 0.018 |
| 15 | 947 | 6.266 | 6.277 | 0.011 |
| 15 | 962 | 6.482 | 6.497 | 0.015 |
| 30 | 1141 | 6.224 | 6.284 | 0.060 |
| 30 | 1242 | 6.320 | 6.384 | 0.064 |
| 30 | 1417 | 6.196 | 6.260 | 0.064 |
| 32 | 1126 | 6.414 | 6.469 | 0.055 |
| 32 | 1165 | 6.342 | 6.405 | 0.062 |
| 32 | 1300 | 6.326 | 6.389 | 0.063 |
| 35 | 376 | 6.343 | 6.403 | 0.060 |
| 35 | 405 | 6.207 | 6.270 | 0.064 |
| 35 | 425 | 6.329 | 6.389 | 0.060 |
| 35 | 492 | 6.212 | 6.266 | 0.054 |
| 35 | 501 | 6.254 | 6.313 | 0.060 |
| 35 | 521 | 6.515 | 6.571 | 0.056 |
| 50 | 300 | 6.492 | 6.586 | 0.094 |
| 50 | 756 | 6.299 | 6.394 | 0.095 |
| 50 | 1100 | 6.263 | 6.354 | 0.090 |
| 52 | 451 | 6.362 | 6.450 | 0.088 |
| 52 | 587 | 6.287 | 6.388 | 0.101 |
| 52 | 956 | 6.352 | 6.429 | 0.077 |
| 55 | 198 | 6.574 | 6.680 | 0.106 |
| 55 | 220 | 6.403 | 6.511 | 0.108 |
| 55 | 665 | 6.220 | 6.327 | 0.107 |
| 55 | 818 | 6.320 | 6.425 | 0.106 |
| 55 | 1057 | 6.182 | 6.293 | 0.111 |
| 55 | 1137 | 6.427 | 6.521 | 0.094 |
| 100 | 448 | 6.315 | 6.470 | 0.155 |
| 100 | 938 | 6.358 | 6.532 | 0.174 |
| 100 | 1051 | 6.346 | 6.527 | 0.181 |
| 102 | 921 | 6.380 | 6.549 | 0.168 |
| 102 | 1113 | 6.302 | 6.484 | 0.182 |
| 102 | 1234 | 6.318 | 6.512 | 0.194 |
| 105 | 194 | 6.562 | 6.730 | 0.168 |
| 105 | 367 | 6.356 | 6.551 | 0.196 |
| 105 | 440 | 6.521 | 6.707 | 0.186 |
| 105 | 477 | 6.492 | 6.681 | 0.189 |
| 105 | 556 | 6.279 | 6.466 | 0.188 |
| 105 | 1213 | 6.284 | 6.482 | 0.197 |
| | Max | 6.725 | 6.733 | 0.197 |
| | Average | 6.339 | 6.408 | 0.069 |
| | Min | 6.106 | 6.123 | -0.005 |
| | Std Dev | 0.125 | 0.148 | 0.065 |

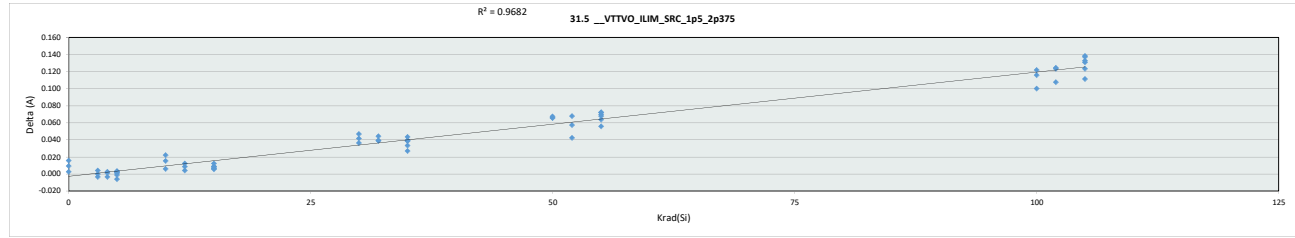


| 31.3 __VTTVO_ILIM_SRC_1p8 | | | | | | | | | | | | | | | | |
|---------------------------|--------|-------------|-------|-----------|-----------|-------|-------|-------|-------|-------|-------|-------|-------|-------|-------|-------|
| Test Site | Tester | Test Number | Unit | Max Limit | Min Limit | | | | | | | | | | | |
| | | | A | 9 | 5 | | | | | | | | | | | |
| | | | A | 9 | 5 | | | | | | | | | | | |
| Krad(Si) | 0 | 3 | 4 | 5 | 10 | 12 | 15 | 30 | 32 | 35 | 50 | 52 | 55 | 100 | 102 | 105 |
| LL | 5.000 | 5.000 | 5.000 | 5.000 | 5.000 | 5.000 | 5.000 | 5.000 | 5.000 | 5.000 | 5.000 | 5.000 | 5.000 | 5.000 | 5.000 | 5.000 |
| Min | 6.267 | 6.245 | 6.143 | 6.140 | 6.319 | 6.419 | 6.123 | 6.260 | 6.389 | 6.266 | 6.354 | 6.388 | 6.293 | 6.470 | 6.484 | 6.466 |
| Average | 6.343 | 6.315 | 6.222 | 6.349 | 6.339 | 6.608 | 6.280 | 6.309 | 6.421 | 6.369 | 6.445 | 6.423 | 6.460 | 6.510 | 6.515 | 6.603 |
| Max | 6.479 | 6.419 | 6.349 | 6.518 | 6.362 | 6.733 | 6.497 | 6.384 | 6.469 | 6.571 | 6.586 | 6.450 | 6.680 | 6.532 | 6.549 | 6.730 |
| UL | 9.000 | 9.000 | 9.000 | 9.000 | 9.000 | 9.000 | 9.000 | 9.000 | 9.000 | 9.000 | 9.000 | 9.000 | 9.000 | 9.000 | 9.000 | 9.000 |

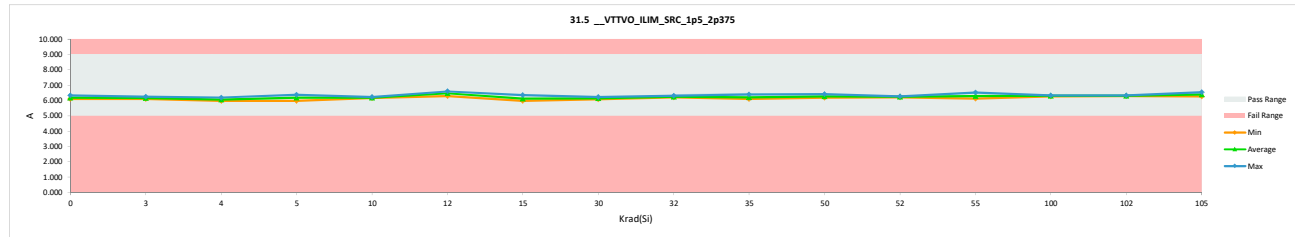


HDR TID Report
TPS7H3302-SP QML CALSS P

| 31.5_VTTVO_ILIM_SRC_1p5_2p375 | | | | |
|-------------------------------|----------|-------------|-------|-----------|
| Test Site | Tester | Test Number | Unit | Max Limit |
| | | | A | A |
| | | | 9 | 9 |
| | | | 5 | 5 |
| Krad(Si) | Serial # | PRE | POST | Delta |
| 0 | 775 | 6.105 | 6.108 | 0.003 |
| 0 | 1088 | 6.119 | 6.128 | 0.009 |
| 0 | 1106 | 6.307 | 6.322 | 0.016 |
| 3 | 817 | 6.124 | 6.121 | -0.003 |
| 3 | 825 | 6.089 | 6.093 | 0.004 |
| 3 | 833 | 6.251 | 6.251 | 0.000 |
| 4 | 547 | 6.192 | 6.194 | 0.003 |
| 4 | 645 | 5.981 | 5.982 | 0.001 |
| 4 | 788 | 6.019 | 6.016 | -0.003 |
| 5 | 959 | 5.978 | 5.980 | 0.002 |
| 5 | 991 | 6.345 | 6.346 | 0.001 |
| 5 | 1000 | 6.372 | 6.374 | 0.003 |
| 5 | 1011 | 6.068 | 6.067 | -0.001 |
| 5 | 1087 | 6.168 | 6.172 | 0.003 |
| 5 | 1097 | 6.241 | 6.234 | -0.006 |
| 10 | 180 | 6.179 | 6.185 | 0.006 |
| 10 | 236 | 6.210 | 6.226 | 0.016 |
| 10 | 246 | 6.150 | 6.172 | 0.022 |
| 12 | 190 | 6.591 | 6.595 | 0.004 |
| 12 | 266 | 6.516 | 6.529 | 0.012 |
| 12 | 308 | 6.274 | 6.283 | 0.009 |
| 15 | 848 | 6.099 | 6.111 | 0.012 |
| 15 | 878 | 6.187 | 6.194 | 0.007 |
| 15 | 880 | 5.968 | 5.975 | 0.006 |
| 15 | 942 | 6.009 | 6.018 | 0.009 |
| 15 | 947 | 6.110 | 6.115 | 0.006 |
| 15 | 962 | 6.337 | 6.345 | 0.009 |
| 30 | 1141 | 6.069 | 6.105 | 0.036 |
| 30 | 1242 | 6.179 | 6.220 | 0.042 |
| 30 | 1417 | 6.042 | 6.089 | 0.047 |
| 32 | 1126 | 6.266 | 6.305 | 0.039 |
| 32 | 1165 | 6.193 | 6.237 | 0.044 |
| 32 | 1300 | 6.172 | 6.211 | 0.039 |
| 35 | 376 | 6.206 | 6.249 | 0.044 |
| 35 | 405 | 6.068 | 6.107 | 0.039 |
| 35 | 425 | 6.198 | 6.238 | 0.040 |
| 35 | 492 | 6.064 | 6.098 | 0.033 |
| 35 | 501 | 6.101 | 6.140 | 0.039 |
| 35 | 521 | 6.361 | 6.388 | 0.027 |
| 50 | 300 | 6.357 | 6.424 | 0.068 |
| 50 | 756 | 6.139 | 6.204 | 0.065 |
| 50 | 1100 | 6.114 | 6.180 | 0.066 |
| 52 | 451 | 6.209 | 6.266 | 0.057 |
| 52 | 587 | 6.144 | 6.212 | 0.068 |
| 52 | 956 | 6.207 | 6.249 | 0.042 |
| 55 | 198 | 6.444 | 6.512 | 0.068 |
| 55 | 220 | 6.272 | 6.344 | 0.072 |
| 55 | 665 | 6.067 | 6.139 | 0.072 |
| 55 | 818 | 6.174 | 6.237 | 0.064 |
| 55 | 1057 | 6.053 | 6.123 | 0.070 |
| 55 | 1137 | 6.296 | 6.351 | 0.056 |
| 100 | 448 | 6.173 | 6.273 | 0.100 |
| 100 | 938 | 6.210 | 6.326 | 0.116 |
| 100 | 1051 | 6.189 | 6.311 | 0.122 |
| 102 | 921 | 6.230 | 6.338 | 0.108 |
| 102 | 1113 | 6.161 | 6.285 | 0.123 |
| 102 | 1234 | 6.175 | 6.300 | 0.125 |
| 105 | 194 | 6.425 | 6.536 | 0.111 |
| 105 | 367 | 6.220 | 6.353 | 0.133 |
| 105 | 440 | 6.385 | 6.508 | 0.123 |
| 105 | 477 | 6.350 | 6.481 | 0.131 |
| 105 | 556 | 6.124 | 6.263 | 0.138 |
| 105 | 1213 | 6.133 | 6.270 | 0.137 |
| | Max | 6.591 | 6.595 | 0.138 |
| | Average | 6.193 | 6.238 | 0.045 |
| | Min | 5.968 | 5.975 | -0.006 |
| | Std Dev | 0.129 | 0.142 | 0.044 |

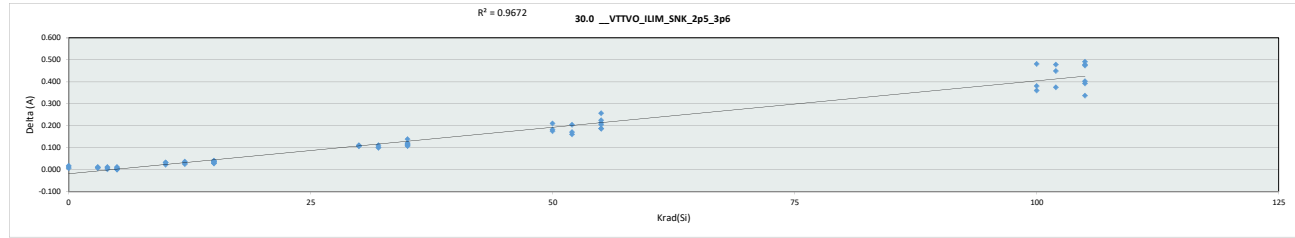


| 31.5_VTTVO_ILIM_SRC_1p5 | | | | | | | | | | | | | | | | |
|-------------------------|--------|-------------|-------|-----------|-----------|-------|-------|-------|-------|-------|-------|-------|-------|-------|-------|-------|
| Test Site | Tester | Test Number | Unit | Max Limit | Min Limit | | | | | | | | | | | |
| | | | A | A | | | | | | | | | | | | |
| | | | 9 | 9 | | | | | | | | | | | | |
| | | | 5 | 5 | | | | | | | | | | | | |
| Krad(Si) | 0 | 3 | 4 | 5 | 10 | 12 | 15 | 30 | 32 | 35 | 50 | 52 | 55 | 100 | 102 | 105 |
| LL | 5.000 | 5.000 | 5.000 | 5.000 | 5.000 | 5.000 | 5.000 | 5.000 | 5.000 | 5.000 | 5.000 | 5.000 | 5.000 | 5.000 | 5.000 | 5.000 |
| Min | 6.108 | 6.093 | 5.982 | 5.980 | 6.172 | 6.283 | 5.975 | 6.089 | 6.211 | 6.098 | 6.180 | 6.212 | 6.123 | 6.273 | 6.285 | 6.263 |
| Average | 6.186 | 6.155 | 6.064 | 6.196 | 6.194 | 6.469 | 6.126 | 6.138 | 6.251 | 6.203 | 6.269 | 6.242 | 6.285 | 6.304 | 6.307 | 6.402 |
| Max | 6.322 | 6.251 | 6.194 | 6.375 | 6.226 | 6.595 | 6.345 | 6.220 | 6.305 | 6.388 | 6.424 | 6.266 | 6.512 | 6.326 | 6.338 | 6.537 |
| UL | 9.000 | 9.000 | 9.000 | 9.000 | 9.000 | 9.000 | 9.000 | 9.000 | 9.000 | 9.000 | 9.000 | 9.000 | 9.000 | 9.000 | 9.000 | 9.000 |

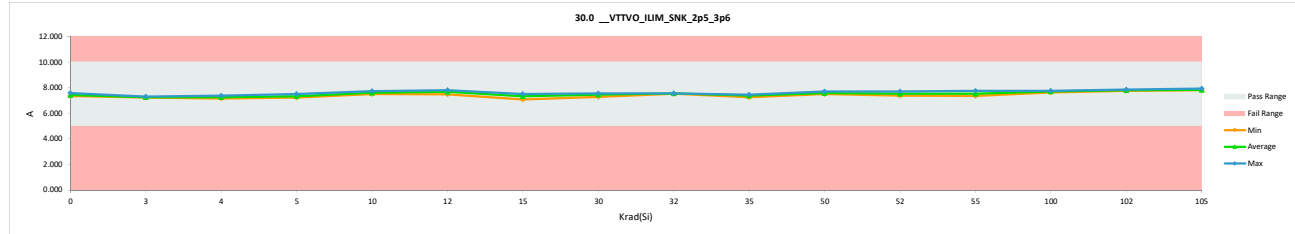


HDR TID Report
TPS7H3302-SP QML CALSS P

| 30.0_VTTVO_ILIM_SNK_2p5_3p6 | | | | |
|-----------------------------|----------|-------------|-------|-----------|
| Test Site | Tester | Test Number | Unit | Max Limit |
| | | | A | 10 |
| | | | A | 5 |
| Krad(Si) | Serial # | PRE | POST | Delta |
| 0 | 775 | 7.348 | 7.354 | 0.007 |
| 0 | 1088 | 7.382 | 7.395 | 0.013 |
| 0 | 1106 | 7.557 | 7.575 | 0.018 |
| 3 | 817 | 7.289 | 7.299 | 0.010 |
| 3 | 825 | 7.220 | 7.228 | 0.007 |
| 3 | 833 | 7.256 | 7.269 | 0.013 |
| 4 | 547 | 7.371 | 7.383 | 0.012 |
| 4 | 645 | 7.242 | 7.250 | 0.008 |
| 4 | 788 | 7.144 | 7.146 | 0.002 |
| 5 | 959 | 7.220 | 7.220 | 0.001 |
| 5 | 991 | 7.498 | 7.500 | 0.002 |
| 5 | 1000 | 7.395 | 7.403 | 0.008 |
| 5 | 1011 | 7.311 | 7.313 | 0.002 |
| 5 | 1087 | 7.245 | 7.258 | 0.012 |
| 5 | 1097 | 7.296 | 7.299 | 0.003 |
| 10 | 180 | 7.468 | 7.501 | 0.033 |
| 10 | 236 | 7.544 | 7.577 | 0.033 |
| 10 | 246 | 7.700 | 7.723 | 0.023 |
| 12 | 190 | 7.720 | 7.751 | 0.030 |
| 12 | 266 | 7.771 | 7.797 | 0.026 |
| 12 | 308 | 7.440 | 7.477 | 0.037 |
| 15 | 848 | 7.465 | 7.493 | 0.029 |
| 15 | 878 | 7.320 | 7.349 | 0.030 |
| 15 | 880 | 7.045 | 7.087 | 0.042 |
| 15 | 942 | 7.098 | 7.137 | 0.038 |
| 15 | 947 | 7.394 | 7.429 | 0.035 |
| 15 | 962 | 7.473 | 7.509 | 0.037 |
| 30 | 1141 | 7.441 | 7.553 | 0.111 |
| 30 | 1242 | 7.432 | 7.539 | 0.107 |
| 30 | 1417 | 7.162 | 7.270 | 0.108 |
| 32 | 1126 | 7.455 | 7.555 | 0.100 |
| 32 | 1165 | 7.420 | 7.531 | 0.111 |
| 32 | 1300 | 7.458 | 7.458 | 0.102 |
| 35 | 376 | 7.334 | 7.451 | 0.117 |
| 35 | 405 | 7.123 | 7.262 | 0.139 |
| 35 | 425 | 7.138 | 7.259 | 0.121 |
| 35 | 492 | 7.271 | 7.387 | 0.116 |
| 35 | 501 | 7.329 | 7.437 | 0.108 |
| 35 | 521 | 7.319 | 7.428 | 0.109 |
| 50 | 300 | 7.540 | 7.715 | 0.176 |
| 50 | 756 | 7.304 | 7.515 | 0.210 |
| 50 | 1100 | 7.344 | 7.526 | 0.183 |
| 52 | 451 | 7.548 | 7.709 | 0.161 |
| 52 | 587 | 7.183 | 7.387 | 0.204 |
| 52 | 956 | 7.301 | 7.472 | 0.171 |
| 55 | 198 | 7.492 | 7.697 | 0.205 |
| 55 | 220 | 7.561 | 7.748 | 0.188 |
| 55 | 665 | 7.228 | 7.442 | 0.214 |
| 55 | 818 | 7.349 | 7.537 | 0.188 |
| 55 | 1057 | 7.250 | 7.474 | 0.225 |
| 55 | 1137 | 7.112 | 7.369 | 0.257 |
| 100 | 448 | 7.271 | 7.631 | 0.361 |
| 100 | 938 | 7.354 | 7.734 | 0.380 |
| 100 | 1051 | 7.273 | 7.755 | 0.482 |
| 102 | 921 | 7.349 | 7.798 | 0.450 |
| 102 | 1113 | 7.476 | 7.852 | 0.375 |
| 102 | 1234 | 7.290 | 7.769 | 0.478 |
| 105 | 194 | 7.594 | 7.931 | 0.338 |
| 105 | 367 | 7.340 | 7.814 | 0.474 |
| 105 | 440 | 7.397 | 7.799 | 0.403 |
| 105 | 477 | 7.354 | 7.846 | 0.492 |
| 105 | 556 | 7.411 | 7.804 | 0.392 |
| 105 | 1213 | 7.338 | 7.816 | 0.478 |
| | Max | 7.771 | 7.931 | 0.492 |
| | Average | 7.361 | 7.509 | 0.148 |
| | Min | 7.045 | 7.087 | 0.001 |
| | Std Dev | 0.150 | 0.209 | 0.154 |

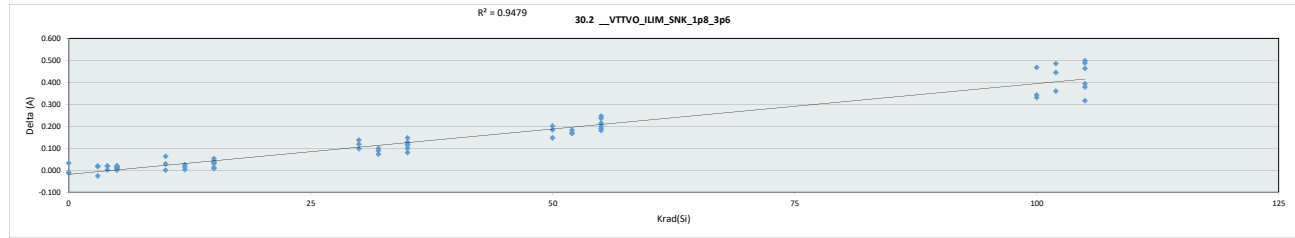


| 30.0_VTTVO_ILIM_SNK_2p5 | | | | | | | | | | | | | | | | |
|-------------------------|--------|-------------|-----------|-----------|--------|--------|--------|--------|--------|--------|--------|--------|--------|--------|--------|--------|
| Test Site | Tester | Test Number | Max Limit | Min Limit | | | | | | | | | | | | |
| | | | 10 | A | | | | | | | | | | | | |
| | | | 5 | A | | | | | | | | | | | | |
| Krad(Si) | 0 | 3 | 4 | 5 | 10 | 12 | 15 | 30 | 32 | 35 | 50 | 52 | 55 | 100 | 102 | 105 |
| LL | 5.000 | 5.000 | 5.000 | 5.000 | 5.000 | 5.000 | 5.000 | 5.000 | 5.000 | 5.000 | 5.000 | 5.000 | 5.000 | 5.000 | 5.000 | 5.000 |
| Min | 7.354 | 7.228 | 7.146 | 7.221 | 7.501 | 7.477 | 7.087 | 7.270 | 7.531 | 7.259 | 7.515 | 7.387 | 7.369 | 7.631 | 7.769 | 7.799 |
| Average | 7.441 | 7.265 | 7.260 | 7.332 | 7.601 | 7.675 | 7.334 | 7.454 | 7.549 | 7.371 | 7.585 | 7.523 | 7.545 | 7.707 | 7.806 | 7.835 |
| Max | 7.575 | 7.299 | 7.383 | 7.500 | 7.723 | 7.797 | 7.509 | 7.553 | 7.561 | 7.451 | 7.715 | 7.709 | 7.748 | 7.755 | 7.852 | 7.931 |
| UL | 10.000 | 10.000 | 10.000 | 10.000 | 10.000 | 10.000 | 10.000 | 10.000 | 10.000 | 10.000 | 10.000 | 10.000 | 10.000 | 10.000 | 10.000 | 10.000 |

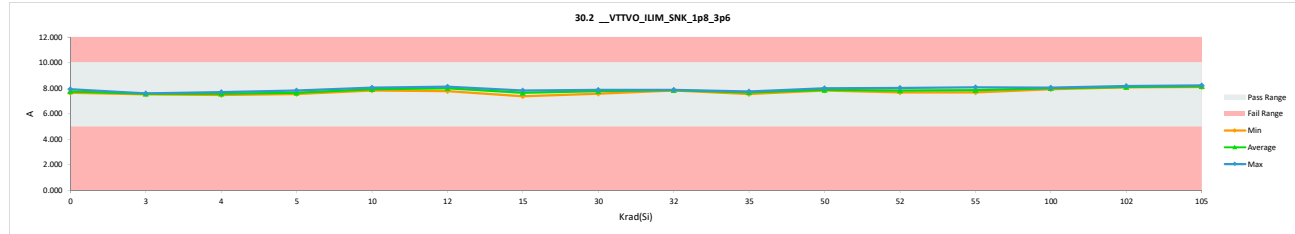


HDR TID Report
TPS7H3302-SP QML CALSS P

| 30.2_VTTVO_ILIM_SNK_1p8_3p6 | | | | |
|-----------------------------|--------|-------------|-------|--------|
| Test Site | Tester | Test Number | Unit | Delta |
| 0 | 775 | 7.664 | 7.653 | -0.011 |
| 0 | 1088 | 7.712 | 7.701 | -0.011 |
| 0 | 1106 | 7.890 | 7.923 | 0.033 |
| 3 | 817 | 7.591 | 7.607 | 0.017 |
| 3 | 825 | 7.542 | 7.516 | -0.025 |
| 3 | 833 | 7.571 | 7.591 | 0.020 |
| 4 | 547 | 7.673 | 7.693 | 0.020 |
| 4 | 645 | 7.522 | 7.543 | 0.020 |
| 4 | 788 | 7.465 | 7.467 | 0.002 |
| 5 | 959 | 7.533 | 7.542 | 0.010 |
| 5 | 991 | 7.808 | 7.818 | 0.010 |
| 5 | 1000 | 7.712 | 7.729 | 0.017 |
| 5 | 1011 | 7.627 | 7.627 | 0.000 |
| 5 | 1087 | 7.541 | 7.562 | 0.021 |
| 5 | 1097 | 7.592 | 7.607 | 0.016 |
| 10 | 180 | 7.797 | 7.826 | 0.029 |
| 10 | 236 | 7.833 | 7.897 | 0.064 |
| 10 | 246 | 8.049 | 8.049 | 0.000 |
| 12 | 190 | 8.060 | 8.085 | 0.025 |
| 12 | 266 | 8.120 | 8.123 | 0.003 |
| 12 | 308 | 7.747 | 7.762 | 0.015 |
| 15 | 848 | 7.770 | 7.822 | 0.052 |
| 15 | 878 | 7.630 | 7.643 | 0.013 |
| 15 | 880 | 7.327 | 7.367 | 0.039 |
| 15 | 942 | 7.403 | 7.441 | 0.038 |
| 15 | 947 | 7.720 | 7.727 | 0.008 |
| 15 | 962 | 7.790 | 7.820 | 0.030 |
| 30 | 1141 | 7.782 | 7.881 | 0.099 |
| 30 | 1242 | 7.745 | 7.863 | 0.118 |
| 30 | 1417 | 7.439 | 7.577 | 0.138 |
| 32 | 1126 | 7.771 | 7.870 | 0.099 |
| 32 | 1165 | 7.742 | 7.832 | 0.090 |
| 32 | 1300 | 7.784 | 7.859 | 0.074 |
| 35 | 376 | 7.660 | 7.760 | 0.099 |
| 35 | 405 | 7.409 | 7.557 | 0.148 |
| 35 | 425 | 7.438 | 7.557 | 0.119 |
| 35 | 492 | 7.581 | 7.708 | 0.127 |
| 35 | 501 | 7.648 | 7.729 | 0.080 |
| 35 | 521 | 7.627 | 7.741 | 0.115 |
| 50 | 300 | 7.828 | 8.012 | 0.184 |
| 50 | 756 | 7.620 | 7.822 | 0.202 |
| 50 | 1100 | 7.666 | 7.814 | 0.148 |
| 52 | 451 | 7.861 | 8.029 | 0.168 |
| 52 | 587 | 7.489 | 7.672 | 0.183 |
| 52 | 956 | 7.621 | 7.791 | 0.170 |
| 55 | 198 | 7.827 | 8.027 | 0.200 |
| 55 | 220 | 7.893 | 8.075 | 0.181 |
| 55 | 665 | 7.539 | 7.753 | 0.215 |
| 55 | 818 | 7.651 | 7.843 | 0.192 |
| 55 | 1057 | 7.536 | 7.773 | 0.237 |
| 55 | 1137 | 7.422 | 7.669 | 0.247 |
| 100 | 448 | 7.581 | 7.912 | 0.332 |
| 100 | 938 | 7.688 | 8.031 | 0.342 |
| 100 | 1051 | 7.588 | 8.055 | 0.467 |
| 102 | 921 | 7.654 | 8.099 | 0.445 |
| 102 | 1113 | 7.801 | 8.162 | 0.361 |
| 102 | 1234 | 7.586 | 8.071 | 0.485 |
| 105 | 194 | 7.909 | 8.226 | 0.317 |
| 105 | 367 | 7.638 | 8.127 | 0.489 |
| 105 | 440 | 7.724 | 8.117 | 0.393 |
| 105 | 477 | 7.645 | 8.144 | 0.499 |
| 105 | 556 | 7.709 | 8.089 | 0.380 |
| 105 | 1213 | 7.661 | 8.124 | 0.464 |
| Max | | 8.120 | 8.226 | 0.499 |
| Average | | 7.674 | 7.818 | 0.144 |
| Min | | 7.327 | 7.367 | -0.025 |
| Std Dev | | 0.160 | 0.211 | 0.152 |

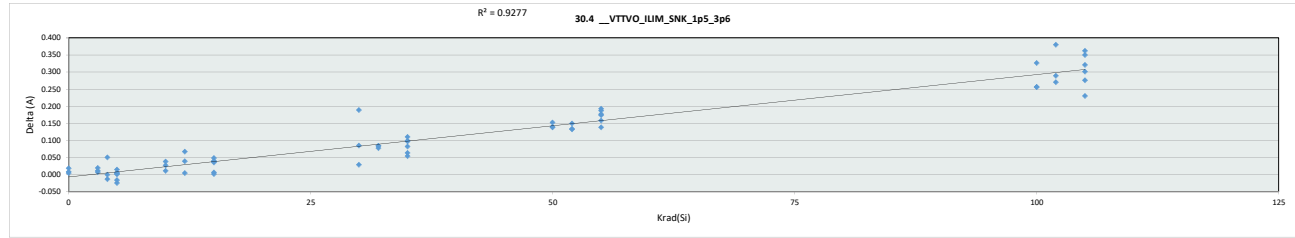


| 30.2_VTTVO_ILIM_SNK_1p8 | | | | | | | | | | | | | | | | |
|-------------------------|--------|-------------|--------|--------|--------|--------|--------|--------|--------|--------|--------|--------|--------|--------|--------|--------|
| Test Site | Tester | Test Number | Unit | Delta | | | | | | | | | | | | |
| LL | | 5.000 | 5.000 | 5.000 | 5.000 | 5.000 | 5.000 | 5.000 | 5.000 | 5.000 | 5.000 | 5.000 | 5.000 | 5.000 | 5.000 | 5.000 |
| Min | | 7.653 | 7.516 | 7.467 | 7.542 | 7.826 | 7.762 | 7.367 | 7.577 | 7.832 | 7.557 | 7.814 | 7.672 | 7.669 | 7.912 | 8.071 |
| Average | | 7.759 | 7.572 | 7.567 | 7.648 | 7.924 | 7.990 | 7.637 | 7.774 | 7.853 | 7.675 | 7.883 | 7.831 | 7.857 | 7.999 | 8.111 |
| Max | | 7.923 | 7.607 | 7.693 | 7.818 | 8.049 | 8.123 | 7.822 | 7.881 | 7.870 | 7.760 | 8.012 | 8.029 | 8.075 | 8.055 | 8.162 |
| UL | | 10.000 | 10.000 | 10.000 | 10.000 | 10.000 | 10.000 | 10.000 | 10.000 | 10.000 | 10.000 | 10.000 | 10.000 | 10.000 | 10.000 | 10.000 |

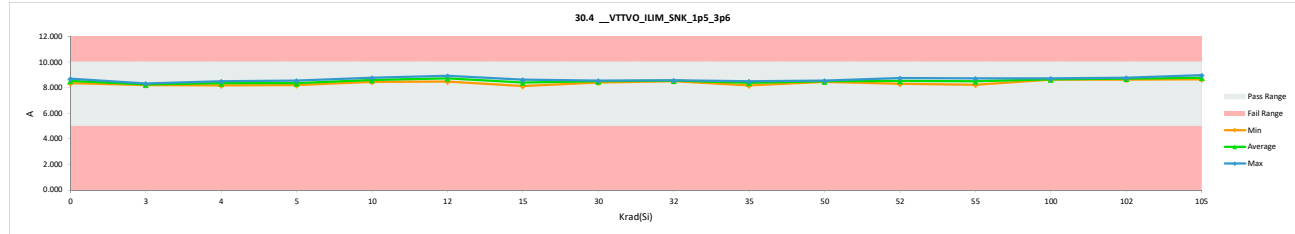


HDR TID Report
TPS7H3302-SP QML CALSS P

| 30.4_VTTVO_ILIM_SNK_1p5_3p6 | | | | |
|-----------------------------|--------|-------------|-------|--------|
| Test Site | Tester | Test Number | Unit | Delta |
| 0 | 775 | 8.500 | 8.504 | 0.004 |
| 0 | 1088 | 8.361 | 8.369 | 0.008 |
| 0 | 1106 | 8.700 | 8.718 | 0.018 |
| 3 | 817 | 8.319 | 8.338 | 0.019 |
| 3 | 825 | 8.214 | 8.224 | 0.011 |
| 3 | 833 | 8.197 | 8.204 | 0.008 |
| 4 | 847 | 8.462 | 8.512 | 0.050 |
| 4 | 645 | 8.380 | 8.380 | 0.000 |
| 4 | 788 | 8.193 | 8.180 | -0.013 |
| 5 | 959 | 8.333 | 8.317 | -0.016 |
| 5 | 991 | 8.543 | 8.549 | 0.006 |
| 5 | 1000 | 8.396 | 8.400 | 0.003 |
| 5 | 1011 | 8.413 | 8.388 | -0.024 |
| 5 | 1087 | 8.241 | 8.242 | 0.000 |
| 5 | 1097 | 8.195 | 8.210 | 0.015 |
| 10 | 180 | 8.425 | 8.452 | 0.027 |
| 10 | 236 | 8.582 | 8.593 | 0.011 |
| 10 | 246 | 8.748 | 8.787 | 0.038 |
| 12 | 190 | 8.752 | 8.791 | 0.039 |
| 12 | 266 | 8.855 | 8.922 | 0.067 |
| 12 | 308 | 8.466 | 8.470 | 0.005 |
| 15 | 848 | 8.586 | 8.624 | 0.038 |
| 15 | 878 | 8.423 | 8.424 | 0.001 |
| 15 | 880 | 8.094 | 8.134 | 0.040 |
| 15 | 942 | 8.198 | 8.233 | 0.035 |
| 15 | 947 | 8.512 | 8.518 | 0.006 |
| 15 | 962 | 8.526 | 8.575 | 0.049 |
| 30 | 1141 | 8.466 | 8.551 | 0.085 |
| 30 | 1242 | 8.522 | 8.551 | 0.028 |
| 30 | 1417 | 8.224 | 8.413 | 0.188 |
| 32 | 1126 | 8.483 | 8.560 | 0.077 |
| 32 | 1165 | 8.492 | 8.575 | 0.084 |
| 32 | 1300 | 8.422 | 8.507 | 0.084 |
| 35 | 376 | 8.317 | 8.416 | 0.099 |
| 35 | 405 | 8.088 | 8.197 | 0.110 |
| 35 | 425 | 8.085 | 8.182 | 0.097 |
| 35 | 492 | 8.392 | 8.474 | 0.082 |
| 35 | 501 | 8.460 | 8.514 | 0.054 |
| 35 | 521 | 8.376 | 8.439 | 0.063 |
| 50 | 300 | 8.414 | 8.552 | 0.138 |
| 50 | 756 | 8.300 | 8.452 | 0.153 |
| 50 | 1100 | 8.356 | 8.495 | 0.139 |
| 52 | 451 | 8.613 | 8.745 | 0.133 |
| 52 | 587 | 8.160 | 8.309 | 0.149 |
| 52 | 956 | 8.385 | 8.519 | 0.134 |
| 55 | 198 | 8.545 | 8.722 | 0.177 |
| 55 | 220 | 8.492 | 8.650 | 0.158 |
| 55 | 665 | 8.242 | 8.416 | 0.174 |
| 55 | 818 | 8.410 | 8.548 | 0.138 |
| 55 | 1057 | 8.235 | 8.422 | 0.187 |
| 55 | 1137 | 8.042 | 8.235 | 0.193 |
| 100 | 448 | 8.387 | 8.643 | 0.256 |
| 100 | 938 | 8.466 | 8.722 | 0.256 |
| 100 | 1051 | 8.298 | 8.624 | 0.326 |
| 102 | 921 | 8.347 | 8.636 | 0.288 |
| 102 | 1113 | 8.522 | 8.792 | 0.270 |
| 102 | 1234 | 8.280 | 8.659 | 0.379 |
| 105 | 194 | 8.758 | 8.988 | 0.230 |
| 105 | 367 | 8.420 | 8.769 | 0.349 |
| 105 | 440 | 8.481 | 8.757 | 0.276 |
| 105 | 477 | 8.360 | 8.722 | 0.362 |
| 105 | 556 | 8.360 | 8.661 | 0.301 |
| 105 | 1213 | 8.441 | 8.762 | 0.321 |
| Max | | 8.855 | 8.988 | 0.379 |
| Average | | 8.401 | 8.512 | 0.111 |
| Min | | 8.042 | 8.134 | -0.024 |
| Std Dev | | 0.170 | 0.196 | 0.111 |

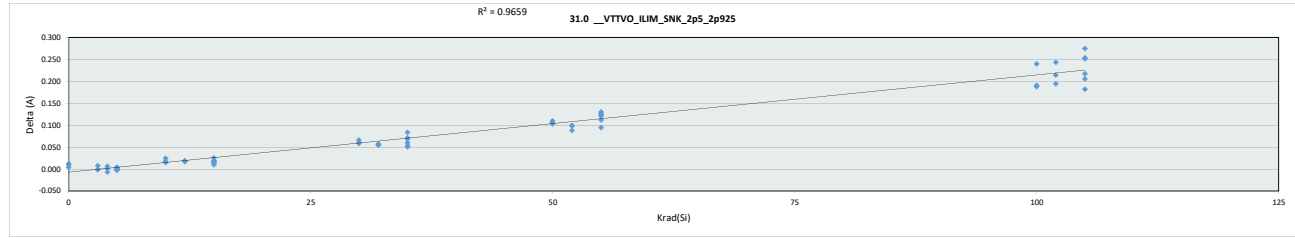


| 30.4_VTTVO_ILIM_SNK_1p5 | | | | | | | | | | | | | | | |
|-------------------------|--------|-------------|-----------|-----------|--------|--------|---------|--------|--------|--------|--------|--------|--------|--------|--------|
| Test Site | Tester | Test Number | Max Limit | Min Limit | LL | Min | Average | Max | UL | | | | | | |
| 0 | 3 | 4 | 5 | 10 | 12 | 15 | 30 | 32 | 35 | 50 | 52 | 55 | 100 | 102 | 105 |
| LL | 5.000 | 5.000 | 5.000 | 5.000 | 5.000 | 5.000 | 5.000 | 5.000 | 5.000 | 5.000 | 5.000 | 5.000 | 5.000 | 5.000 | 5.000 |
| Min | 8.369 | 8.204 | 8.180 | 8.210 | 8.452 | 8.470 | 8.134 | 8.413 | 8.507 | 8.182 | 8.452 | 8.309 | 8.235 | 8.624 | 8.636 |
| Average | 8.530 | 8.255 | 8.357 | 8.351 | 8.611 | 8.728 | 8.418 | 8.505 | 8.548 | 8.371 | 8.500 | 8.524 | 8.499 | 8.663 | 8.695 |
| Max | 8.718 | 8.338 | 8.512 | 8.549 | 8.787 | 8.922 | 8.624 | 8.551 | 8.575 | 8.514 | 8.552 | 8.745 | 8.722 | 8.722 | 8.792 |
| UL | 10.000 | 10.000 | 10.000 | 10.000 | 10.000 | 10.000 | 10.000 | 10.000 | 10.000 | 10.000 | 10.000 | 10.000 | 10.000 | 10.000 | 10.000 |

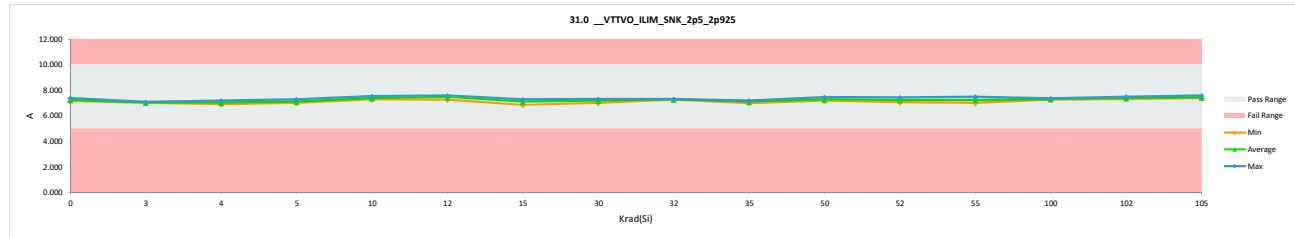


HDR TID Report
TPS7H3302-SP QML CALSS P

| 31.0_VTTVO_ILIM_SNK_2p5_2p925 | | | | | |
|-------------------------------|----------|-------------|-------|-----------|-----------|
| Test Site | Tester | Test Number | Unit | Max Limit | Min Limit |
| | | | A | 10 | 5 |
| | | | A | 10 | 5 |
| Krad(Si) | Serial # | PRE | POST | Delta | |
| 0 | 775 | 7.150 | 7.162 | 0.011 | |
| 0 | 1088 | 7.176 | 7.182 | 0.005 | |
| 0 | 1106 | 7.379 | 7.393 | 0.013 | |
| 3 | 817 | 7.101 | 7.101 | 0.000 | |
| 3 | 825 | 7.024 | 7.025 | 0.001 | |
| 3 | 833 | 7.041 | 7.050 | 0.009 | |
| 4 | 847 | 7.179 | 7.187 | 0.008 | |
| 4 | 645 | 7.046 | 7.049 | 0.003 | |
| 4 | 788 | 6.927 | 6.921 | -0.005 | |
| 5 | 959 | 7.009 | 7.014 | 0.005 | |
| 5 | 991 | 7.296 | 7.296 | 0.000 | |
| 5 | 1000 | 7.196 | 7.198 | 0.002 | |
| 5 | 1011 | 7.100 | 7.099 | -0.001 | |
| 5 | 1087 | 7.034 | 7.037 | 0.003 | |
| 5 | 1097 | 7.085 | 7.090 | 0.005 | |
| 10 | 180 | 7.273 | 7.299 | 0.026 | |
| 10 | 236 | 7.351 | 7.367 | 0.017 | |
| 10 | 246 | 7.527 | 7.546 | 0.020 | |
| 12 | 190 | 7.538 | 7.557 | 0.020 | |
| 12 | 266 | 7.590 | 7.610 | 0.020 | |
| 12 | 308 | 7.259 | 7.277 | 0.019 | |
| 15 | 848 | 7.283 | 7.300 | 0.017 | |
| 15 | 878 | 7.128 | 7.144 | 0.016 | |
| 15 | 880 | 6.835 | 6.862 | 0.026 | |
| 15 | 942 | 6.888 | 6.908 | 0.020 | |
| 15 | 947 | 7.211 | 7.222 | 0.011 | |
| 15 | 962 | 7.266 | 7.286 | 0.020 | |
| 30 | 1141 | 7.248 | 7.315 | 0.067 | |
| 30 | 1242 | 7.230 | 7.291 | 0.061 | |
| 30 | 1417 | 6.955 | 7.016 | 0.061 | |
| 32 | 1126 | 7.253 | 7.312 | 0.059 | |
| 32 | 1165 | 7.219 | 7.276 | 0.057 | |
| 32 | 1300 | 7.262 | 7.318 | 0.056 | |
| 35 | 376 | 7.134 | 7.205 | 0.070 | |
| 35 | 405 | 6.903 | 6.988 | 0.085 | |
| 35 | 425 | 6.924 | 6.997 | 0.073 | |
| 35 | 492 | 7.079 | 7.141 | 0.061 | |
| 35 | 501 | 7.132 | 7.184 | 0.052 | |
| 35 | 521 | 7.114 | 7.169 | 0.055 | |
| 50 | 300 | 7.350 | 7.461 | 0.111 | |
| 50 | 756 | 7.088 | 7.197 | 0.109 | |
| 50 | 1100 | 7.149 | 7.254 | 0.104 | |
| 52 | 451 | 7.366 | 7.455 | 0.090 | |
| 52 | 587 | 6.973 | 7.072 | 0.100 | |
| 52 | 956 | 7.112 | 7.213 | 0.101 | |
| 55 | 198 | 7.310 | 7.432 | 0.122 | |
| 55 | 220 | 7.382 | 7.496 | 0.114 | |
| 55 | 665 | 7.027 | 7.152 | 0.125 | |
| 55 | 818 | 7.172 | 7.267 | 0.096 | |
| 55 | 1057 | 7.045 | 7.173 | 0.128 | |
| 55 | 1137 | 6.895 | 7.026 | 0.132 | |
| 100 | 448 | 7.085 | 7.275 | 0.190 | |
| 100 | 938 | 7.170 | 7.363 | 0.193 | |
| 100 | 1051 | 7.060 | 7.301 | 0.241 | |
| 102 | 921 | 7.146 | 7.362 | 0.216 | |
| 102 | 1113 | 7.294 | 7.489 | 0.196 | |
| 102 | 1234 | 7.082 | 7.327 | 0.245 | |
| 105 | 194 | 7.412 | 7.595 | 0.184 | |
| 105 | 367 | 7.145 | 7.398 | 0.253 | |
| 105 | 440 | 7.222 | 7.441 | 0.219 | |
| 105 | 477 | 7.150 | 7.426 | 0.276 | |
| 105 | 556 | 7.215 | 7.422 | 0.207 | |
| 105 | 1213 | 7.130 | 7.386 | 0.255 | |
| | Max | 7.590 | 7.610 | 0.276 | |
| | Average | 7.164 | 7.244 | 0.080 | |
| | Min | 6.835 | 6.862 | -0.005 | |
| | Std Dev | 0.159 | 0.176 | 0.081 | |

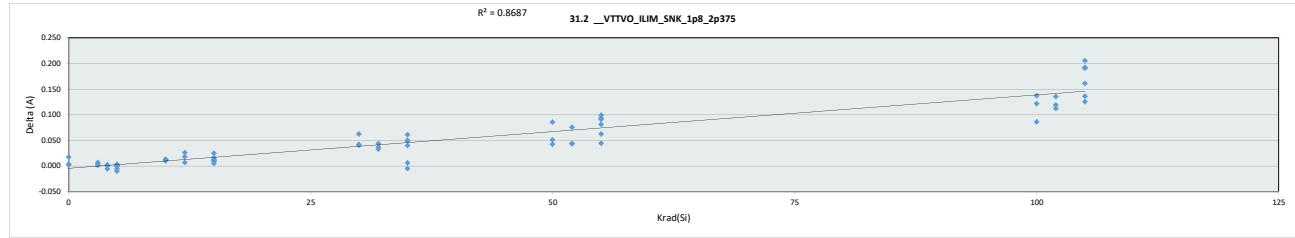


| 31.0_VTTVO_ILIM_SNK_2p5 | | | | | | | | | | | | | | | | |
|-------------------------|--------|-------------|-----------|-----------|--------|--------|--------|--------|--------|--------|--------|--------|--------|--------|--------|--------|
| Test Site | Tester | Test Number | Max Limit | Min Limit | | | | | | | | | | | | |
| | | | 10 | A | | | | | | | | | | | | |
| | | | 5 | A | | | | | | | | | | | | |
| Krad(Si) | 0 | 3 | 4 | 5 | 10 | 12 | 15 | 30 | 32 | 35 | 50 | 52 | 55 | 100 | 102 | 105 |
| LL | 5.000 | 5.000 | 5.000 | 5.000 | 5.000 | 5.000 | 5.000 | 5.000 | 5.000 | 5.000 | 5.000 | 5.000 | 5.000 | 5.000 | 5.000 | 5.000 |
| Min | 7.162 | 7.025 | 6.921 | 7.014 | 7.299 | 7.277 | 6.862 | 7.016 | 7.276 | 6.988 | 7.197 | 7.072 | 7.026 | 7.275 | 7.327 | 7.386 |
| Average | 7.245 | 7.059 | 7.053 | 7.122 | 7.404 | 7.482 | 7.120 | 7.207 | 7.302 | 7.114 | 7.304 | 7.247 | 7.258 | 7.313 | 7.393 | 7.445 |
| Max | 7.393 | 7.101 | 7.187 | 7.296 | 7.546 | 7.610 | 7.300 | 7.315 | 7.318 | 7.205 | 7.461 | 7.455 | 7.496 | 7.363 | 7.489 | 7.595 |
| UL | 10.000 | 10.000 | 10.000 | 10.000 | 10.000 | 10.000 | 10.000 | 10.000 | 10.000 | 10.000 | 10.000 | 10.000 | 10.000 | 10.000 | 10.000 | 10.000 |

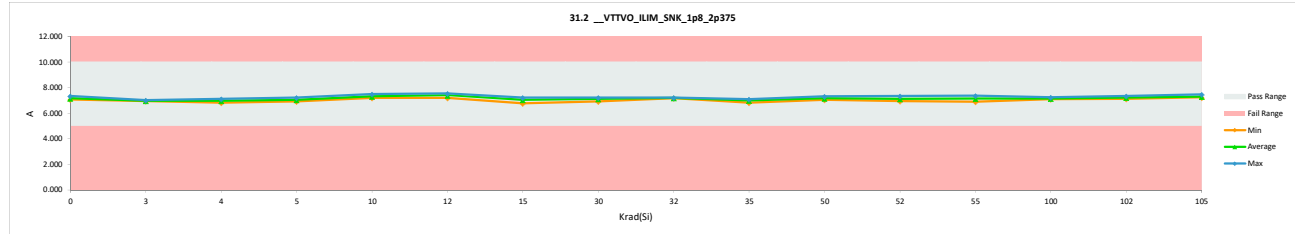


HDR TID Report
TPS7H3302-SP QML CALSS P

| 31.2_VTTVO_ILIM_SNK_1p8_2p375 | | | | | |
|-------------------------------|----------|-------------|-------|-----------|-----------|
| Test Site | Tester | Test Number | Unit | Max Limit | Min Limit |
| | | | A | 10 | 5 |
| | | | A | 10 | 5 |
| Krad(Si) | Serial # | PRE | POST | Delta | |
| 0 | 775 | 7.088 | 7.093 | 0.005 | |
| 0 | 1088 | 7.109 | 7.112 | 0.004 | |
| 0 | 1106 | 7.334 | 7.353 | 0.019 | |
| 3 | 817 | 7.027 | 7.035 | 0.008 | |
| 3 | 825 | 6.959 | 6.964 | 0.005 | |
| 3 | 833 | 6.967 | 6.970 | 0.003 | |
| 4 | 547 | 7.125 | 7.127 | 0.002 | |
| 4 | 645 | 6.971 | 6.974 | 0.004 | |
| 4 | 788 | 6.846 | 6.841 | -0.004 | |
| 5 | 959 | 6.934 | 6.926 | -0.009 | |
| 5 | 991 | 7.232 | 7.236 | 0.004 | |
| 5 | 1000 | 7.127 | 7.130 | 0.002 | |
| 5 | 1011 | 7.032 | 7.029 | -0.004 | |
| 5 | 1087 | 6.960 | 6.960 | 0.000 | |
| 5 | 1097 | 7.006 | 7.010 | 0.004 | |
| 10 | 180 | 7.192 | 7.206 | 0.014 | |
| 10 | 236 | 7.284 | 7.294 | 0.011 | |
| 10 | 246 | 7.494 | 7.508 | 0.015 | |
| 12 | 190 | 7.482 | 7.490 | 0.008 | |
| 12 | 266 | 7.538 | 7.557 | 0.019 | |
| 12 | 308 | 7.176 | 7.203 | 0.027 | |
| 15 | 848 | 7.231 | 7.242 | 0.011 | |
| 15 | 878 | 7.071 | 7.085 | 0.014 | |
| 15 | 880 | 6.756 | 6.774 | 0.018 | |
| 15 | 942 | 6.810 | 6.836 | 0.026 | |
| 15 | 947 | 7.158 | 7.165 | 0.007 | |
| 15 | 962 | 7.194 | 7.206 | 0.013 | |
| 30 | 1141 | 7.176 | 7.240 | 0.063 | |
| 30 | 1242 | 7.163 | 7.206 | 0.042 | |
| 30 | 1417 | 6.884 | 6.926 | 0.043 | |
| 32 | 1126 | 7.189 | 7.224 | 0.035 | |
| 32 | 1165 | 7.148 | 7.193 | 0.045 | |
| 32 | 1300 | 7.198 | 7.236 | 0.038 | |
| 35 | 376 | 7.056 | 7.119 | 0.063 | |
| 35 | 405 | 6.824 | 6.832 | 0.007 | |
| 35 | 425 | 6.842 | 6.891 | 0.050 | |
| 35 | 492 | 7.016 | 7.067 | 0.051 | |
| 35 | 501 | 7.075 | 7.116 | 0.042 | |
| 35 | 521 | 7.043 | 7.040 | -0.004 | |
| 50 | 300 | 7.280 | 7.332 | 0.052 | |
| 50 | 756 | 7.009 | 7.052 | 0.043 | |
| 50 | 1100 | 7.076 | 7.163 | 0.087 | |
| 52 | 451 | 7.314 | 7.358 | 0.045 | |
| 52 | 587 | 6.907 | 6.952 | 0.045 | |
| 52 | 956 | 7.045 | 7.122 | 0.077 | |
| 55 | 198 | 7.246 | 7.346 | 0.101 | |
| 55 | 220 | 7.317 | 7.381 | 0.064 | |
| 55 | 665 | 6.964 | 7.056 | 0.092 | |
| 55 | 818 | 7.130 | 7.212 | 0.083 | |
| 55 | 1057 | 6.972 | 7.018 | 0.046 | |
| 55 | 1137 | 6.807 | 6.901 | 0.095 | |
| 100 | 448 | 7.027 | 7.114 | 0.087 | |
| 100 | 938 | 7.126 | 7.264 | 0.139 | |
| 100 | 1051 | 6.986 | 7.109 | 0.123 | |
| 102 | 921 | 7.084 | 7.198 | 0.114 | |
| 102 | 1113 | 7.235 | 7.356 | 0.121 | |
| 102 | 1234 | 7.004 | 7.140 | 0.137 | |
| 105 | 194 | 7.356 | 7.493 | 0.137 | |
| 105 | 367 | 7.087 | 7.281 | 0.194 | |
| 105 | 440 | 7.159 | 7.321 | 0.162 | |
| 105 | 477 | 7.070 | 7.277 | 0.207 | |
| 105 | 556 | 7.150 | 7.277 | 0.127 | |
| 105 | 1213 | 7.049 | 7.241 | 0.192 | |
| | Max | 7.538 | 7.557 | 0.207 | |
| | Average | 7.097 | 7.149 | 0.052 | |
| | Min | 6.756 | 6.774 | -0.009 | |
| | Std Dev | 0.166 | 0.176 | 0.055 | |

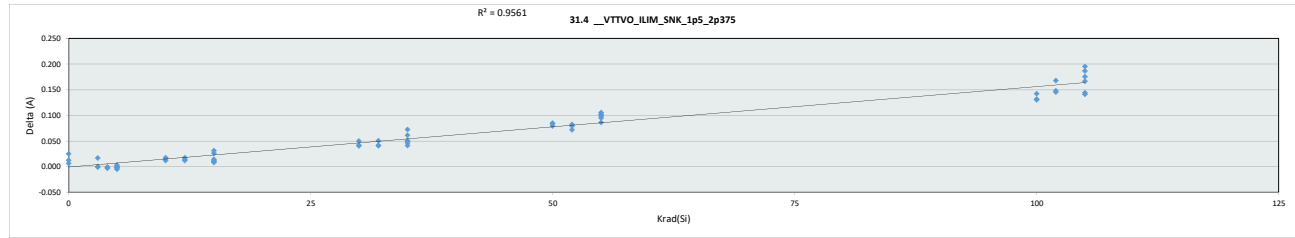


| 31.2_VTTVO_ILIM_SNK_1p8 | | | | | | | | | | | | | | | | |
|-------------------------|--------|-------------|-----------|-----------|--------|--------|--------|--------|--------|--------|--------|--------|--------|--------|--------|--------|
| Test Site | Tester | Test Number | Max Limit | Min Limit | | | | | | | | | | | | |
| | | | 10 | 5 | | | | | | | | | | | | |
| | | | 5 | A | | | | | | | | | | | | |
| Krad(Si) | 0 | 3 | 4 | 5 | 10 | 12 | 15 | 30 | 32 | 35 | 50 | 52 | 55 | 100 | 102 | 105 |
| LL | 5.000 | 5.000 | 5.000 | 5.000 | 5.000 | 5.000 | 5.000 | 5.000 | 5.000 | 5.000 | 5.000 | 5.000 | 5.000 | 5.000 | 5.000 | 5.000 |
| Min | 7.093 | 6.964 | 6.841 | 6.926 | 7.206 | 7.203 | 6.774 | 6.926 | 7.193 | 6.832 | 7.052 | 6.952 | 6.901 | 7.109 | 7.140 | 7.241 |
| Average | 7.186 | 6.990 | 6.981 | 7.049 | 7.336 | 7.417 | 7.051 | 7.124 | 7.218 | 7.011 | 7.182 | 7.144 | 7.153 | 7.162 | 7.231 | 7.315 |
| Max | 7.353 | 7.035 | 7.127 | 7.236 | 7.508 | 7.557 | 7.242 | 7.240 | 7.236 | 7.119 | 7.332 | 7.358 | 7.381 | 7.264 | 7.356 | 7.493 |
| UL | 10.000 | 10.000 | 10.000 | 10.000 | 10.000 | 10.000 | 10.000 | 10.000 | 10.000 | 10.000 | 10.000 | 10.000 | 10.000 | 10.000 | 10.000 | 10.000 |

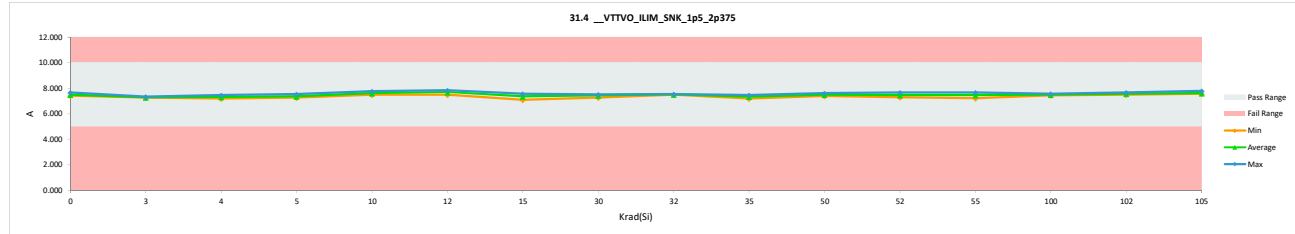


HDR TID Report
TPS7H3302-SP QML CALSS P

| 31.4_VTTVO_ILIM_SNK_1p5_2p375 | | | | |
|-------------------------------|----------|-------|-------|--------|
| Test Site | Serial # | PRE | POST | Delta |
| 0 | 775 | 7.429 | 7.437 | 0.008 |
| 0 | 1088 | 7.406 | 7.419 | 0.014 |
| 0 | 1106 | 7.645 | 7.672 | 0.026 |
| 3 | 817 | 7.334 | 7.352 | 0.018 |
| 3 | 825 | 7.277 | 7.278 | 0.000 |
| 3 | 833 | 7.280 | 7.281 | 0.001 |
| 4 | 547 | 7.471 | 7.469 | -0.002 |
| 4 | 645 | 7.309 | 7.310 | 0.001 |
| 4 | 788 | 7.188 | 7.188 | 0.000 |
| 5 | 959 | 7.279 | 7.280 | 0.001 |
| 5 | 991 | 7.532 | 7.536 | 0.004 |
| 5 | 1000 | 7.440 | 7.439 | -0.001 |
| 5 | 1011 | 7.358 | 7.355 | -0.004 |
| 5 | 1087 | 7.280 | 7.280 | 0.001 |
| 5 | 1097 | 7.298 | 7.299 | 0.001 |
| 10 | 180 | 7.478 | 7.494 | 0.017 |
| 10 | 236 | 7.574 | 7.593 | 0.019 |
| 10 | 246 | 7.770 | 7.783 | 0.013 |
| 12 | 190 | 7.762 | 7.778 | 0.016 |
| 12 | 266 | 7.828 | 7.846 | 0.019 |
| 12 | 308 | 7.484 | 7.497 | 0.013 |
| 15 | 848 | 7.550 | 7.561 | 0.011 |
| 15 | 878 | 7.409 | 7.425 | 0.015 |
| 15 | 880 | 7.077 | 7.104 | 0.027 |
| 15 | 942 | 7.153 | 7.185 | 0.032 |
| 15 | 947 | 7.467 | 7.477 | 0.009 |
| 15 | 962 | 7.514 | 7.527 | 0.013 |
| 30 | 1141 | 7.481 | 7.533 | 0.051 |
| 30 | 1242 | 7.484 | 7.526 | 0.042 |
| 30 | 1417 | 7.236 | 7.279 | 0.043 |
| 32 | 1126 | 7.494 | 7.536 | 0.042 |
| 32 | 1165 | 7.456 | 7.507 | 0.052 |
| 32 | 1300 | 7.487 | 7.529 | 0.042 |
| 35 | 376 | 7.369 | 7.432 | 0.062 |
| 35 | 405 | 7.127 | 7.201 | 0.074 |
| 35 | 425 | 7.159 | 7.210 | 0.052 |
| 35 | 492 | 7.358 | 7.410 | 0.051 |
| 35 | 501 | 7.417 | 7.465 | 0.048 |
| 35 | 521 | 7.364 | 7.406 | 0.042 |
| 50 | 300 | 7.537 | 7.623 | 0.086 |
| 50 | 756 | 7.329 | 7.409 | 0.080 |
| 50 | 1100 | 7.374 | 7.459 | 0.085 |
| 52 | 451 | 7.608 | 7.681 | 0.073 |
| 52 | 587 | 7.207 | 7.288 | 0.081 |
| 52 | 956 | 7.365 | 7.449 | 0.084 |
| 55 | 198 | 7.561 | 7.657 | 0.096 |
| 55 | 220 | 7.580 | 7.682 | 0.102 |
| 55 | 665 | 7.281 | 7.384 | 0.104 |
| 55 | 818 | 7.436 | 7.523 | 0.087 |
| 55 | 1057 | 7.288 | 7.395 | 0.107 |
| 55 | 1137 | 7.116 | 7.216 | 0.100 |
| 100 | 448 | 7.354 | 7.485 | 0.132 |
| 100 | 938 | 7.439 | 7.572 | 0.133 |
| 100 | 1051 | 7.312 | 7.456 | 0.144 |
| 102 | 921 | 7.374 | 7.521 | 0.147 |
| 102 | 1113 | 7.534 | 7.683 | 0.149 |
| 102 | 1234 | 7.325 | 7.495 | 0.169 |
| 105 | 194 | 7.652 | 7.797 | 0.145 |
| 105 | 367 | 7.402 | 7.598 | 0.197 |
| 105 | 440 | 7.487 | 7.655 | 0.168 |
| 105 | 477 | 7.393 | 7.581 | 0.188 |
| 105 | 556 | 7.443 | 7.585 | 0.142 |
| 105 | 1213 | 7.389 | 7.566 | 0.177 |
| Max | | 7.828 | 7.846 | 0.197 |
| Average | | 7.410 | 7.471 | 0.061 |
| Min | | 7.077 | 7.104 | -0.004 |
| Std Dev | | 0.155 | 0.163 | 0.057 |

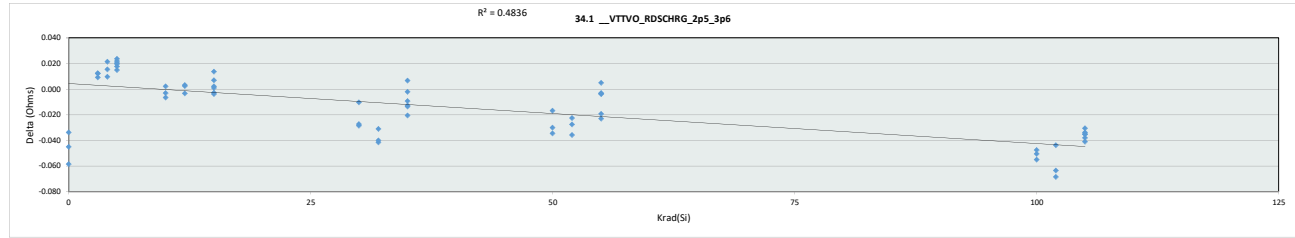


| 31.4_VTTVO_ILIM_SNK_1p5 | | | | | | | | | | | | | | | |
|-------------------------|----------|-------|-------|--------|--------|--------|---------|--------|--------|--|--|--|--|--|--|
| Test Site | Serial # | PRE | POST | Delta | LL | Min | Average | Max | UL | | | | | | |
| 0 | 775 | 7.429 | 7.437 | 0.008 | 5.000 | 5.000 | 5.000 | 5.000 | 5.000 | | | | | | |
| 3 | 817 | 7.334 | 7.352 | 0.018 | 5.000 | 5.000 | 5.000 | 5.000 | 5.000 | | | | | | |
| 4 | 547 | 7.471 | 7.469 | -0.002 | 5.000 | 5.000 | 5.000 | 5.000 | 5.000 | | | | | | |
| 5 | 959 | 7.279 | 7.280 | 0.001 | 5.000 | 5.000 | 5.000 | 5.000 | 5.000 | | | | | | |
| 10 | 180 | 7.478 | 7.494 | 0.017 | 5.000 | 5.000 | 5.000 | 5.000 | 5.000 | | | | | | |
| 12 | 190 | 7.762 | 7.778 | 0.016 | 5.000 | 5.000 | 5.000 | 5.000 | 5.000 | | | | | | |
| 15 | 848 | 7.550 | 7.561 | 0.011 | 5.000 | 5.000 | 5.000 | 5.000 | 5.000 | | | | | | |
| 30 | 1141 | 7.481 | 7.533 | 0.051 | 5.000 | 5.000 | 5.000 | 5.000 | 5.000 | | | | | | |
| 32 | 1126 | 7.494 | 7.536 | 0.042 | 5.000 | 5.000 | 5.000 | 5.000 | 5.000 | | | | | | |
| 35 | 405 | 7.127 | 7.201 | 0.074 | 5.000 | 5.000 | 5.000 | 5.000 | 5.000 | | | | | | |
| 50 | 300 | 7.537 | 7.623 | 0.086 | 5.000 | 5.000 | 5.000 | 5.000 | 5.000 | | | | | | |
| 52 | 451 | 7.608 | 7.681 | 0.073 | 5.000 | 5.000 | 5.000 | 5.000 | 5.000 | | | | | | |
| 55 | 198 | 7.561 | 7.657 | 0.096 | 5.000 | 5.000 | 5.000 | 5.000 | 5.000 | | | | | | |
| 100 | 448 | 7.354 | 7.485 | 0.132 | 5.000 | 5.000 | 5.000 | 5.000 | 5.000 | | | | | | |
| 102 | 921 | 7.374 | 7.521 | 0.147 | 5.000 | 5.000 | 5.000 | 5.000 | 5.000 | | | | | | |
| 105 | 194 | 7.652 | 7.797 | 0.145 | 5.000 | 5.000 | 5.000 | 5.000 | 5.000 | | | | | | |
| Max | | 7.828 | 7.846 | 0.197 | 10.000 | 10.000 | 10.000 | 10.000 | 10.000 | | | | | | |
| Average | | 7.410 | 7.471 | 0.061 | 10.000 | 10.000 | 10.000 | 10.000 | 10.000 | | | | | | |
| Min | | 7.077 | 7.104 | -0.004 | 10.000 | 10.000 | 10.000 | 10.000 | 10.000 | | | | | | |
| Std Dev | | 0.155 | 0.163 | 0.057 | 10.000 | 10.000 | 10.000 | 10.000 | 10.000 | | | | | | |

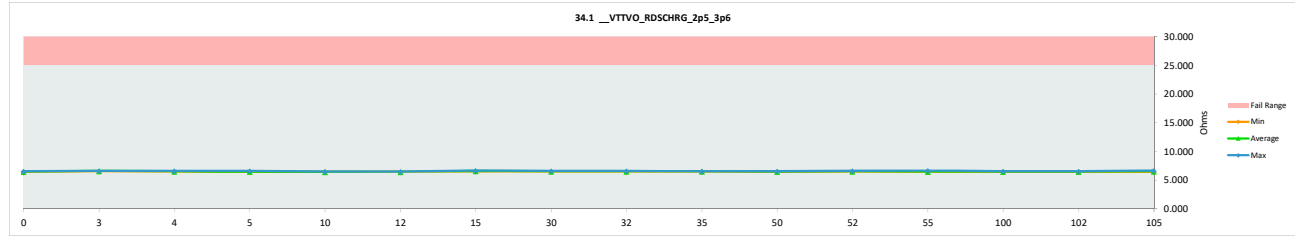


HDR TID Report
TPS7H3302-SP QML CALSS P

| 34.1_VTTVO_RDSCHRG_2p5_3p6 | | | | |
|----------------------------|----------|-------------|-----------|--------|
| Test Site | Tester | Test Number | Unit | Ohms |
| | | | Ohms | Ohms |
| | | | 25 | 25 |
| | | | Min Limit | |
| Krad(Si) | Serial # | PRE | POST | Delta |
| 0 | 775 | 6.568 | 6.534 | -0.033 |
| 0 | 1088 | 6.564 | 6.519 | -0.045 |
| 0 | 1106 | 6.464 | 6.406 | -0.058 |
| 3 | 817 | 6.591 | 6.604 | 0.013 |
| 3 | 825 | 6.577 | 6.590 | 0.013 |
| 3 | 833 | 6.550 | 6.560 | 0.010 |
| 4 | 847 | 6.474 | 6.484 | 0.010 |
| 4 | 645 | 6.598 | 6.614 | 0.016 |
| 4 | 788 | 6.607 | 6.629 | 0.022 |
| 5 | 959 | 6.607 | 6.627 | 0.021 |
| 5 | 991 | 6.445 | 6.467 | 0.022 |
| 5 | 1000 | 6.444 | 6.463 | 0.018 |
| 5 | 1011 | 6.462 | 6.482 | 0.020 |
| 5 | 1087 | 6.486 | 6.501 | 0.015 |
| 5 | 1097 | 6.498 | 6.522 | 0.024 |
| 10 | 180 | 6.498 | 6.501 | 0.003 |
| 10 | 236 | 6.463 | 6.460 | -0.003 |
| 10 | 246 | 6.434 | 6.428 | -0.006 |
| 12 | 190 | 6.448 | 6.452 | 0.004 |
| 12 | 266 | 6.429 | 6.432 | 0.003 |
| 12 | 308 | 6.503 | 6.501 | -0.003 |
| 15 | 848 | 6.598 | 6.595 | -0.003 |
| 15 | 878 | 6.540 | 6.554 | 0.014 |
| 15 | 880 | 6.646 | 6.653 | 0.007 |
| 15 | 942 | 6.657 | 6.658 | 0.001 |
| 15 | 947 | 6.616 | 6.613 | -0.002 |
| 15 | 962 | 6.526 | 6.529 | 0.003 |
| 30 | 1141 | 6.588 | 6.561 | -0.027 |
| 30 | 1242 | 6.519 | 6.509 | -0.010 |
| 30 | 1417 | 6.627 | 6.599 | -0.028 |
| 32 | 1126 | 6.591 | 6.551 | -0.041 |
| 32 | 1165 | 6.502 | 6.462 | -0.040 |
| 32 | 1300 | 6.614 | 6.584 | -0.030 |
| 35 | 376 | 6.541 | 6.521 | -0.020 |
| 35 | 405 | 6.586 | 6.573 | -0.013 |
| 35 | 425 | 6.556 | 6.554 | -0.002 |
| 35 | 492 | 6.477 | 6.484 | 0.007 |
| 35 | 501 | 6.543 | 6.531 | -0.012 |
| 35 | 521 | 6.515 | 6.506 | -0.009 |
| 50 | 300 | 6.469 | 6.434 | -0.034 |
| 50 | 756 | 6.529 | 6.499 | -0.030 |
| 50 | 1100 | 6.575 | 6.559 | -0.016 |
| 52 | 451 | 6.613 | 6.578 | -0.035 |
| 52 | 587 | 6.548 | 6.521 | -0.027 |
| 52 | 956 | 6.624 | 6.602 | -0.022 |
| 55 | 198 | 6.439 | 6.420 | -0.019 |
| 55 | 220 | 6.490 | 6.495 | 0.005 |
| 55 | 665 | 6.646 | 6.643 | -0.003 |
| 55 | 818 | 6.538 | 6.534 | -0.003 |
| 55 | 1057 | 6.495 | 6.472 | -0.023 |
| 55 | 1137 | 6.506 | 6.503 | -0.003 |
| 100 | 448 | 6.513 | 6.466 | -0.047 |
| 100 | 938 | 6.593 | 6.538 | -0.055 |
| 100 | 1051 | 6.510 | 6.459 | -0.050 |
| 102 | 921 | 6.576 | 6.533 | -0.043 |
| 102 | 1113 | 6.547 | 6.484 | -0.063 |
| 102 | 1234 | 6.536 | 6.468 | -0.068 |
| 105 | 194 | 6.700 | 6.665 | -0.035 |
| 105 | 367 | 6.490 | 6.456 | -0.033 |
| 105 | 440 | 6.449 | 6.419 | -0.030 |
| 105 | 477 | 6.562 | 6.524 | -0.037 |
| 105 | 556 | 6.631 | 6.597 | -0.035 |
| 105 | 1213 | 6.597 | 6.556 | -0.040 |
| | Max | 6.700 | 6.665 | 0.024 |
| | Average | 6.542 | 6.528 | -0.014 |
| | Min | 6.429 | 6.406 | -0.068 |
| | Std Dev | 0.065 | 0.065 | 0.024 |

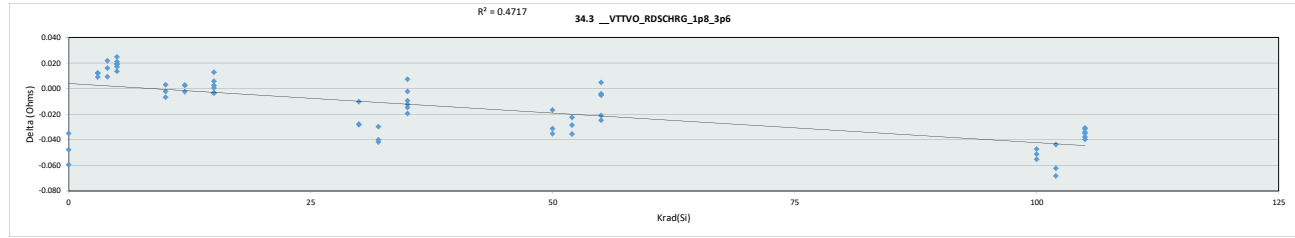


| 34.1_VTTVO_RDSCHRG_2p5 | | | | | | | | | | | | | | | | |
|------------------------|--------|-------------|-----------|--------|--------|--------|--------|--------|--------|--------|--------|--------|--------|--------|--------|--------|
| Test Site | Tester | Test Number | Unit | Ohms | Ohms | | | | | | | | | | | |
| | | | 25 | Ohms | Ohms | | | | | | | | | | | |
| | | | Min Limit | | | | | | | | | | | | | |
| Krad(Si) | 0 | 3 | 4 | 5 | 10 | 12 | 15 | 30 | 32 | 35 | 50 | 52 | 55 | 100 | 102 | 105 |
| LL | | | | | | | | | | | | | | | | |
| Min | 6.406 | 6.560 | 6.484 | 6.463 | 6.428 | 6.432 | 6.529 | 6.509 | 6.462 | 6.484 | 6.434 | 6.521 | 6.420 | 6.459 | 6.468 | 6.419 |
| Average | 6.487 | 6.584 | 6.576 | 6.510 | 6.463 | 6.461 | 6.600 | 6.557 | 6.532 | 6.528 | 6.498 | 6.567 | 6.511 | 6.488 | 6.495 | 6.536 |
| Max | 6.534 | 6.604 | 6.629 | 6.627 | 6.501 | 6.501 | 6.658 | 6.599 | 6.584 | 6.573 | 6.559 | 6.602 | 6.643 | 6.538 | 6.533 | 6.665 |
| UL | 25.000 | 25.000 | 25.000 | 25.000 | 25.000 | 25.000 | 25.000 | 25.000 | 25.000 | 25.000 | 25.000 | 25.000 | 25.000 | 25.000 | 25.000 | 25.000 |



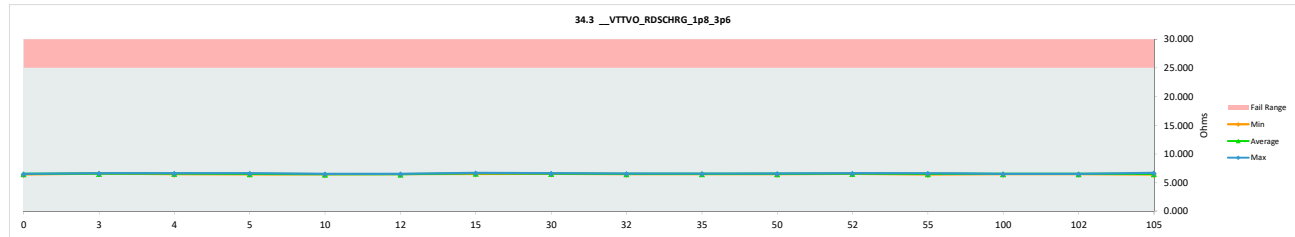
HDR TID Report
TPS7H3302-SP QML CALSS P

| 34.3_VTTVO_RDSCHRG_1p8_3p6 | | | | |
|----------------------------|----------|-------------|-----------|--------|
| Test Site | Tester | Test Number | Unit | Ohms |
| | | | Ohms | Ohms |
| | | | 25 | 25 |
| | | | Min Limit | |
| Krad(S) | Serial # | PRE | POST | Delta |
| 0 | 775 | 6.567 | 6.532 | -0.034 |
| 0 | 1088 | 6.563 | 6.516 | -0.047 |
| 0 | 1106 | 6.463 | 6.404 | -0.059 |
| 3 | 817 | 6.590 | 6.603 | 0.013 |
| 3 | 825 | 6.577 | 6.589 | 0.013 |
| 3 | 833 | 6.548 | 6.558 | 0.010 |
| 4 | 847 | 6.472 | 6.482 | 0.010 |
| 4 | 645 | 6.596 | 6.613 | 0.017 |
| 4 | 788 | 6.605 | 6.627 | 0.022 |
| 5 | 959 | 6.606 | 6.626 | 0.020 |
| 5 | 991 | 6.444 | 6.465 | 0.022 |
| 5 | 1000 | 6.444 | 6.462 | 0.018 |
| 5 | 1011 | 6.461 | 6.480 | 0.019 |
| 5 | 1087 | 6.485 | 6.499 | 0.014 |
| 5 | 1097 | 6.496 | 6.521 | 0.025 |
| 10 | 180 | 6.496 | 6.499 | 0.003 |
| 10 | 236 | 6.460 | 6.459 | -0.002 |
| 10 | 246 | 6.432 | 6.426 | -0.006 |
| 12 | 190 | 6.447 | 6.450 | 0.003 |
| 12 | 266 | 6.428 | 6.431 | 0.003 |
| 12 | 308 | 6.502 | 6.500 | -0.002 |
| 15 | 848 | 6.595 | 6.593 | -0.003 |
| 15 | 878 | 6.539 | 6.553 | 0.013 |
| 15 | 880 | 6.644 | 6.651 | 0.006 |
| 15 | 942 | 6.655 | 6.656 | 0.001 |
| 15 | 947 | 6.615 | 6.612 | -0.003 |
| 15 | 962 | 6.524 | 6.527 | 0.003 |
| 30 | 1141 | 6.587 | 6.559 | -0.028 |
| 30 | 1242 | 6.517 | 6.507 | -0.010 |
| 30 | 1417 | 6.625 | 6.598 | -0.027 |
| 32 | 1126 | 6.590 | 6.549 | -0.041 |
| 32 | 1165 | 6.501 | 6.461 | -0.039 |
| 32 | 1300 | 6.612 | 6.583 | -0.029 |
| 35 | 376 | 6.539 | 6.520 | -0.019 |
| 35 | 405 | 6.586 | 6.571 | -0.014 |
| 35 | 425 | 6.554 | 6.552 | -0.002 |
| 35 | 492 | 6.474 | 6.482 | 0.008 |
| 35 | 501 | 6.541 | 6.529 | -0.012 |
| 35 | 521 | 6.514 | 6.505 | -0.009 |
| 50 | 300 | 6.468 | 6.433 | -0.035 |
| 50 | 756 | 6.528 | 6.497 | -0.031 |
| 50 | 1100 | 6.573 | 6.557 | -0.016 |
| 52 | 451 | 6.611 | 6.576 | -0.035 |
| 52 | 587 | 6.547 | 6.519 | -0.028 |
| 52 | 956 | 6.621 | 6.599 | -0.022 |
| 55 | 198 | 6.438 | 6.417 | -0.021 |
| 55 | 220 | 6.488 | 6.494 | 0.005 |
| 55 | 665 | 6.645 | 6.641 | -0.004 |
| 55 | 818 | 6.536 | 6.532 | -0.005 |
| 55 | 1057 | 6.495 | 6.471 | -0.024 |
| 55 | 1137 | 6.505 | 6.501 | -0.004 |
| 100 | 448 | 6.510 | 6.464 | -0.047 |
| 100 | 938 | 6.591 | 6.537 | -0.055 |
| 100 | 1051 | 6.508 | 6.457 | -0.051 |
| 102 | 921 | 6.575 | 6.531 | -0.043 |
| 102 | 1113 | 6.544 | 6.482 | -0.062 |
| 102 | 1234 | 6.534 | 6.466 | -0.068 |
| 105 | 194 | 6.698 | 6.663 | -0.034 |
| 105 | 367 | 6.487 | 6.456 | -0.031 |
| 105 | 440 | 6.448 | 6.418 | -0.030 |
| 105 | 477 | 6.560 | 6.522 | -0.037 |
| 105 | 556 | 6.629 | 6.595 | -0.034 |
| 105 | 1213 | 6.595 | 6.556 | -0.039 |
| | Max | 6.698 | 6.663 | 0.025 |
| | Average | 6.540 | 6.526 | -0.014 |
| | Min | 6.428 | 6.404 | -0.068 |
| | Std Dev | 0.065 | 0.065 | 0.024 |



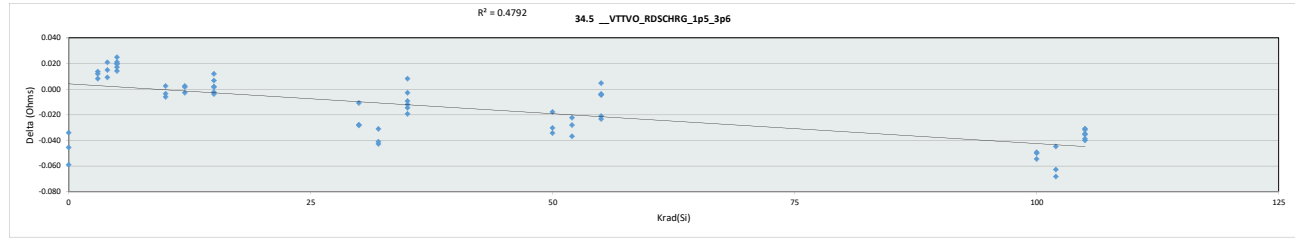
| 34.3_VTTVO_RDSCHRG_1p8 | | | | |
|------------------------|--------|-------------|---------------------|------|
| Test Site | Tester | Test Number | Unit | Ohms |
| | | | Ohms <td>Ohms </td> | Ohms |
| | | | 25 | 25 |
| | | | Min Limit | |

| Krad(S) | 0 | 3 | 4 | 5 | 10 | 12 | 15 | 30 | 32 | 35 | 50 | 52 | 55 | 100 | 102 | 105 |
|---------|--------|--------|--------|--------|--------|--------|--------|--------|--------|--------|--------|--------|--------|--------|--------|--------|
| LL | | | | | | | | | | | | | | | | |
| Min | 6.404 | 6.558 | 6.482 | 6.462 | 6.426 | 6.431 | 6.527 | 6.507 | 6.461 | 6.482 | 6.433 | 6.519 | 6.417 | 6.457 | 6.466 | 6.418 |
| Average | 6.484 | 6.583 | 6.574 | 6.509 | 6.461 | 6.460 | 6.598 | 6.555 | 6.531 | 6.527 | 6.496 | 6.565 | 6.509 | 6.486 | 6.493 | 6.535 |
| Max | 6.532 | 6.603 | 6.627 | 6.626 | 6.500 | 6.500 | 6.656 | 6.598 | 6.583 | 6.572 | 6.557 | 6.599 | 6.641 | 6.537 | 6.532 | 6.663 |
| UL | 25.000 | 25.000 | 25.000 | 25.000 | 25.000 | 25.000 | 25.000 | 25.000 | 25.000 | 25.000 | 25.000 | 25.000 | 25.000 | 25.000 | 25.000 | 25.000 |

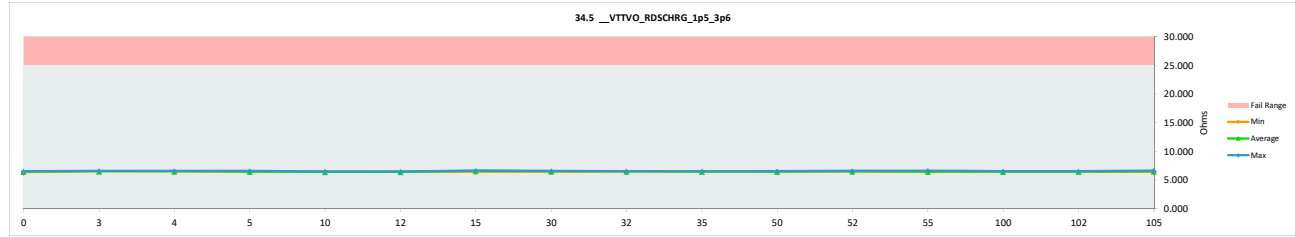


HDR TID Report
TPS7H3302-SP QML CALSS P

| 34.5_VTTVO_RDSCHRG_1p5_3p6 | | | | |
|----------------------------|----------|-------------|-------|--------|
| Test Site | Tester | Test Number | Unit | Ohms |
| | | | Ohms | Ohms |
| Max Limit | | | 25 | 25 |
| Min Limit | | | | |
| Krad(S) | Serial # | PRE | POST | Delta |
| 0 | 775 | 6.565 | 6.531 | -0.034 |
| 0 | 1088 | 6.560 | 6.515 | -0.045 |
| 0 | 1106 | 6.461 | 6.403 | -0.059 |
| 3 | 817 | 6.588 | 6.600 | 0.012 |
| 3 | 825 | 6.574 | 6.589 | 0.014 |
| 3 | 833 | 6.547 | 6.556 | 0.009 |
| 4 | 547 | 6.472 | 6.481 | 0.010 |
| 4 | 645 | 6.595 | 6.611 | 0.015 |
| 4 | 788 | 6.603 | 6.624 | 0.021 |
| 5 | 959 | 6.603 | 6.624 | 0.020 |
| 5 | 991 | 6.441 | 6.463 | 0.022 |
| 5 | 1000 | 6.442 | 6.460 | 0.018 |
| 5 | 1011 | 6.459 | 6.479 | 0.020 |
| 5 | 1087 | 6.482 | 6.497 | 0.015 |
| 5 | 1097 | 6.493 | 6.519 | 0.025 |
| 10 | 180 | 6.495 | 6.498 | 0.003 |
| 10 | 236 | 6.460 | 6.457 | -0.003 |
| 10 | 246 | 6.430 | 6.425 | -0.006 |
| 12 | 190 | 6.446 | 6.449 | 0.003 |
| 12 | 266 | 6.426 | 6.428 | 0.002 |
| 12 | 308 | 6.499 | 6.497 | -0.002 |
| 15 | 848 | 6.594 | 6.591 | -0.003 |
| 15 | 878 | 6.538 | 6.551 | 0.013 |
| 15 | 880 | 6.642 | 6.649 | 0.007 |
| 15 | 942 | 6.653 | 6.655 | 0.002 |
| 15 | 947 | 6.612 | 6.610 | -0.002 |
| 15 | 962 | 6.523 | 6.525 | 0.002 |
| 30 | 1141 | 6.585 | 6.558 | -0.027 |
| 30 | 1242 | 6.516 | 6.506 | -0.010 |
| 30 | 1417 | 6.624 | 6.596 | -0.028 |
| 32 | 1126 | 6.589 | 6.547 | -0.042 |
| 32 | 1165 | 6.500 | 6.459 | -0.041 |
| 32 | 1300 | 6.612 | 6.581 | -0.030 |
| 35 | 376 | 6.537 | 6.518 | -0.019 |
| 35 | 405 | 6.583 | 6.569 | -0.014 |
| 35 | 425 | 6.553 | 6.550 | -0.002 |
| 35 | 492 | 6.472 | 6.481 | 0.009 |
| 35 | 501 | 6.539 | 6.527 | -0.012 |
| 35 | 521 | 6.511 | 6.503 | -0.009 |
| 50 | 300 | 6.466 | 6.432 | -0.034 |
| 50 | 756 | 6.526 | 6.496 | -0.030 |
| 50 | 1100 | 6.572 | 6.555 | -0.017 |
| 52 | 451 | 6.610 | 6.573 | -0.036 |
| 52 | 587 | 6.544 | 6.517 | -0.028 |
| 52 | 956 | 6.619 | 6.597 | -0.022 |
| 55 | 198 | 6.436 | 6.415 | -0.021 |
| 55 | 220 | 6.487 | 6.492 | 0.005 |
| 55 | 665 | 6.643 | 6.639 | -0.004 |
| 55 | 818 | 6.534 | 6.530 | -0.004 |
| 55 | 1057 | 6.491 | 6.469 | -0.023 |
| 55 | 1137 | 6.503 | 6.500 | -0.003 |
| 100 | 448 | 6.510 | 6.461 | -0.049 |
| 100 | 938 | 6.589 | 6.535 | -0.054 |
| 100 | 1051 | 6.505 | 6.456 | -0.050 |
| 102 | 921 | 6.574 | 6.529 | -0.044 |
| 102 | 1113 | 6.543 | 6.481 | -0.062 |
| 102 | 1234 | 6.532 | 6.464 | -0.068 |
| 105 | 194 | 6.696 | 6.662 | -0.034 |
| 105 | 367 | 6.485 | 6.454 | -0.031 |
| 105 | 440 | 6.446 | 6.416 | -0.030 |
| 105 | 477 | 6.558 | 6.519 | -0.038 |
| 105 | 556 | 6.628 | 6.593 | -0.035 |
| 105 | 1213 | 6.594 | 6.554 | -0.040 |
| Max | | 6.696 | 6.662 | 0.025 |
| Average | | 6.538 | 6.524 | -0.014 |
| Min | | 6.426 | 6.403 | -0.068 |
| Std Dev | | 0.065 | 0.065 | 0.024 |

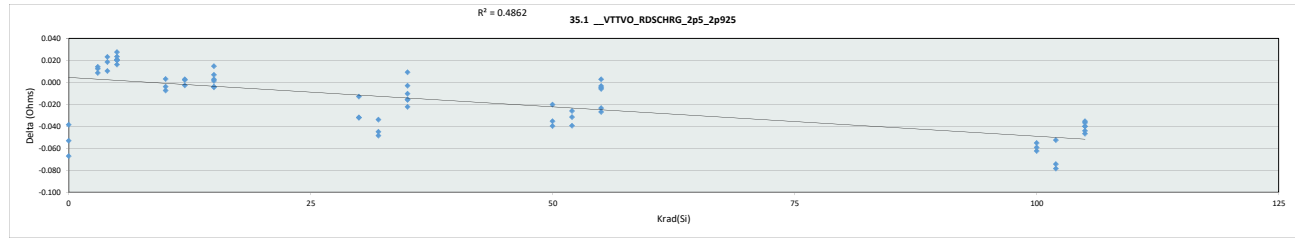


| 34.5_VTTVO_RDSCHRG_1p5 | | | | | | | | | | | | | | | | |
|------------------------|--------|-------------|--------|--------|--------|--------|--------|--------|--------|--------|--------|--------|--------|--------|--------|--------|
| Test Site | Tester | Test Number | Unit | Ohms | Ohms | | | | | | | | | | | |
| | | | Ohms | Ohms | | | | | | | | | | | | |
| Min Limit | | | | | | | | | | | | | | | | |
| Max Limit | | | | | | | | | | | | | | | | |
| Krad(S) | 0 | 3 | 4 | 5 | 10 | 12 | 15 | 30 | 32 | 35 | 50 | 52 | 55 | 100 | 102 | 105 |
| LL | | | | | | | | | | | | | | | | |
| Min | 6.403 | 6.556 | 6.481 | 6.460 | 6.425 | 6.428 | 6.525 | 6.506 | 6.459 | 6.481 | 6.432 | 6.517 | 6.415 | 6.456 | 6.464 | 6.416 |
| Average | 6.483 | 6.581 | 6.572 | 6.507 | 6.460 | 6.458 | 6.597 | 6.553 | 6.529 | 6.525 | 6.494 | 6.562 | 6.508 | 6.484 | 6.491 | 6.533 |
| Max | 6.531 | 6.600 | 6.624 | 6.624 | 6.498 | 6.497 | 6.656 | 6.596 | 6.581 | 6.569 | 6.555 | 6.597 | 6.639 | 6.535 | 6.529 | 6.662 |
| UL | 25.000 | 25.000 | 25.000 | 25.000 | 25.000 | 25.000 | 25.000 | 25.000 | 25.000 | 25.000 | 25.000 | 25.000 | 25.000 | 25.000 | 25.000 | 25.000 |

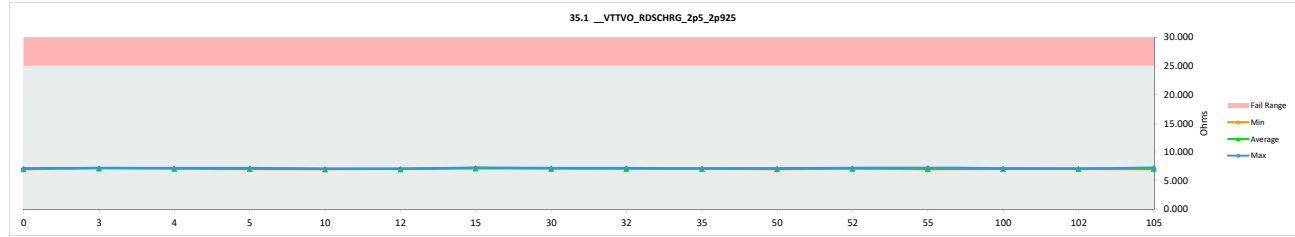


HDR TID Report
TPS7H3302-SP QML CALSS P

| 35.1_VTTVO_RDSCHRG_2p5_2p925 | | | | |
|------------------------------|----------|-------------|-----------|--------|
| Test Site | Tester | Test Number | Unit | Ohms |
| | | | | Ohms |
| | | | Max Limit | 25 |
| | | | Min Limit | 25 |
| Krad(S) | Serial # | PRE | POST | Delta |
| 0 | 775 | 7.143 | 7.105 | -0.038 |
| 0 | 1088 | 7.132 | 7.080 | -0.052 |
| 0 | 1106 | 7.019 | 6.952 | -0.067 |
| 3 | 817 | 7.170 | 7.183 | 0.013 |
| 3 | 825 | 7.152 | 7.167 | 0.015 |
| 3 | 833 | 7.118 | 7.128 | 0.009 |
| 4 | 547 | 7.035 | 7.046 | 0.011 |
| 4 | 645 | 7.175 | 7.194 | 0.019 |
| 4 | 788 | 7.177 | 7.201 | 0.024 |
| 5 | 959 | 7.181 | 7.203 | 0.022 |
| 5 | 991 | 7.002 | 7.026 | 0.024 |
| 5 | 1000 | 6.996 | 7.016 | 0.020 |
| 5 | 1011 | 7.023 | 7.044 | 0.021 |
| 5 | 1087 | 7.048 | 7.064 | 0.017 |
| 5 | 1097 | 7.061 | 7.089 | 0.028 |
| 10 | 180 | 7.054 | 7.058 | 0.004 |
| 10 | 236 | 7.023 | 7.020 | -0.003 |
| 10 | 246 | 6.988 | 6.982 | -0.007 |
| 12 | 190 | 7.008 | 7.011 | 0.003 |
| 12 | 266 | 6.983 | 6.986 | 0.003 |
| 12 | 308 | 7.061 | 7.059 | -0.002 |
| 15 | 848 | 7.175 | 7.171 | -0.004 |
| 15 | 878 | 7.107 | 7.122 | 0.015 |
| 15 | 880 | 7.224 | 7.231 | 0.008 |
| 15 | 942 | 7.238 | 7.240 | 0.002 |
| 15 | 947 | 7.194 | 7.191 | -0.003 |
| 15 | 962 | 7.095 | 7.098 | 0.003 |
| 30 | 1141 | 7.159 | 7.127 | -0.031 |
| 30 | 1242 | 7.083 | 7.070 | -0.012 |
| 30 | 1417 | 7.208 | 7.177 | -0.031 |
| 32 | 1126 | 7.174 | 7.126 | -0.048 |
| 32 | 1165 | 7.068 | 7.024 | -0.044 |
| 32 | 1300 | 7.192 | 7.158 | -0.033 |
| 35 | 376 | 7.106 | 7.084 | -0.022 |
| 35 | 405 | 7.154 | 7.139 | -0.015 |
| 35 | 425 | 7.121 | 7.118 | -0.003 |
| 35 | 492 | 7.033 | 7.043 | 0.010 |
| 35 | 501 | 7.113 | 7.098 | -0.015 |
| 35 | 521 | 7.079 | 7.069 | -0.010 |
| 50 | 300 | 7.022 | 6.983 | -0.039 |
| 50 | 756 | 7.095 | 7.060 | -0.035 |
| 50 | 1100 | 7.148 | 7.128 | -0.020 |
| 52 | 451 | 7.196 | 7.157 | -0.039 |
| 52 | 587 | 7.121 | 7.090 | -0.031 |
| 52 | 956 | 7.203 | 7.177 | -0.025 |
| 55 | 198 | 6.993 | 6.970 | -0.023 |
| 55 | 220 | 7.049 | 7.052 | 0.003 |
| 55 | 665 | 7.232 | 7.229 | -0.003 |
| 55 | 818 | 7.105 | 7.100 | -0.005 |
| 55 | 1057 | 7.058 | 7.031 | -0.026 |
| 55 | 1137 | 7.075 | 7.071 | -0.004 |
| 100 | 448 | 7.079 | 7.024 | -0.055 |
| 100 | 938 | 7.167 | 7.105 | -0.062 |
| 100 | 1051 | 7.074 | 7.016 | -0.058 |
| 102 | 921 | 7.148 | 7.096 | -0.052 |
| 102 | 1113 | 7.123 | 7.049 | -0.074 |
| 102 | 1234 | 7.102 | 7.024 | -0.078 |
| 105 | 194 | 7.297 | 7.257 | -0.039 |
| 105 | 367 | 7.053 | 7.017 | -0.036 |
| 105 | 440 | 7.000 | 6.965 | -0.035 |
| 105 | 477 | 7.129 | 7.086 | -0.043 |
| 105 | 556 | 7.215 | 7.176 | -0.039 |
| 105 | 1213 | 7.166 | 7.120 | -0.046 |
| | Max | 7.297 | 7.257 | 0.028 |
| | Average | 7.110 | 7.093 | -0.016 |
| | Min | 6.983 | 6.952 | -0.078 |
| | Std Dev | 0.074 | 0.075 | 0.027 |

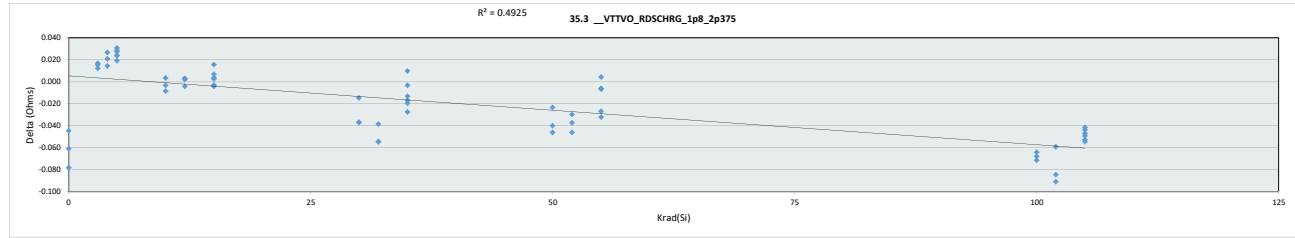


| 35.1_VTTVO_RDSCHRG_2p5 | | | | | | | | | | | | | | | | |
|------------------------|--------|-------------|--------|-----------|--------|--------|--------|--------|--------|--------|--------|--------|--------|--------|--------|--------|
| Test Site | Tester | Test Number | Unit | Ohms | Ohms | | | | | | | | | | | |
| | | | | 25 | Ohms | | | | | | | | | | | |
| | | | | Min Limit | Ohms | | | | | | | | | | | |
| | | | | Max Limit | Ohms | | | | | | | | | | | |
| Krad(S) | 0 | 3 | 4 | 5 | 10 | 12 | 15 | 30 | 32 | 35 | 50 | 52 | 55 | 100 | 102 | 105 |
| LL | | | | | | | | | | | | | | | | |
| Min | 6.953 | 7.128 | 7.046 | 7.016 | 6.982 | 6.986 | 7.099 | 7.071 | 7.024 | 7.043 | 6.983 | 7.090 | 6.970 | 7.016 | 7.024 | 6.965 |
| Average | 7.046 | 7.159 | 7.147 | 7.074 | 7.020 | 7.019 | 7.176 | 7.125 | 7.103 | 7.092 | 7.057 | 7.141 | 7.076 | 7.048 | 7.056 | 7.103 |
| Max | 7.105 | 7.183 | 7.201 | 7.203 | 7.058 | 7.059 | 7.240 | 7.177 | 7.158 | 7.139 | 7.128 | 7.177 | 7.229 | 7.105 | 7.096 | 7.257 |
| UL | 25.000 | 25.000 | 25.000 | 25.000 | 25.000 | 25.000 | 25.000 | 25.000 | 25.000 | 25.000 | 25.000 | 25.000 | 25.000 | 25.000 | 25.000 | 25.000 |

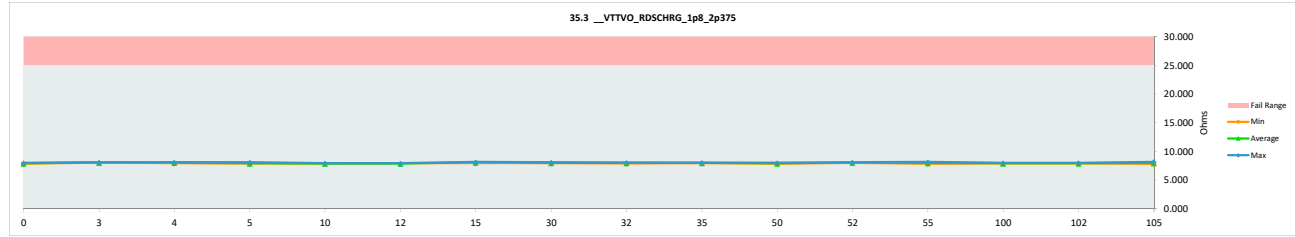


HDR TID Report
TPS7H3302-SP QML CALSS P

| 35.3_VTTVO_RDSCHRG_1p8_2p375 | | | | |
|------------------------------|----------|-------------|-------|--------|
| Test Site | Tester | Test Number | Unit | Ohms |
| | | | | Ohms |
| Max Limit | | | 25 | 25 |
| Min Limit | | | | |
| Krad(Si) | Serial # | PRE | POST | Delta |
| 0 | 775 | 8.058 | 8.014 | -0.044 |
| 0 | 1088 | 8.030 | 7.970 | -0.060 |
| 0 | 1106 | 7.905 | 7.827 | -0.078 |
| 3 | 817 | 8.087 | 8.103 | 0.016 |
| 3 | 825 | 8.060 | 8.077 | 0.017 |
| 3 | 833 | 8.019 | 8.032 | 0.013 |
| 4 | 547 | 7.929 | 7.944 | 0.015 |
| 4 | 645 | 8.094 | 8.115 | 0.022 |
| 4 | 788 | 8.075 | 8.102 | 0.027 |
| 5 | 959 | 8.085 | 8.113 | 0.028 |
| 5 | 991 | 7.891 | 7.920 | 0.029 |
| 5 | 1000 | 7.870 | 7.894 | 0.024 |
| 5 | 1011 | 7.919 | 7.944 | 0.025 |
| 5 | 1087 | 7.946 | 7.965 | 0.020 |
| 5 | 1097 | 7.961 | 7.993 | 0.031 |
| 10 | 180 | 7.935 | 7.939 | 0.004 |
| 10 | 236 | 7.921 | 7.919 | -0.003 |
| 10 | 246 | 7.877 | 7.869 | -0.008 |
| 12 | 190 | 7.902 | 7.906 | 0.004 |
| 12 | 266 | 7.867 | 7.870 | 0.003 |
| 12 | 308 | 7.949 | 7.945 | -0.003 |
| 15 | 848 | 8.088 | 8.085 | -0.002 |
| 15 | 878 | 8.006 | 8.023 | 0.016 |
| 15 | 880 | 8.139 | 8.146 | 0.008 |
| 15 | 942 | 8.156 | 8.159 | 0.003 |
| 15 | 947 | 8.110 | 8.106 | -0.004 |
| 15 | 962 | 8.003 | 8.008 | 0.004 |
| 30 | 1141 | 8.059 | 8.022 | -0.036 |
| 30 | 1242 | 7.979 | 7.965 | -0.014 |
| 30 | 1417 | 8.126 | 8.090 | -0.037 |
| 32 | 1126 | 8.099 | 8.045 | -0.054 |
| 32 | 1165 | 7.973 | 7.920 | -0.054 |
| 32 | 1300 | 8.104 | 8.066 | -0.038 |
| 35 | 376 | 8.007 | 7.981 | -0.027 |
| 35 | 405 | 8.052 | 8.033 | -0.019 |
| 35 | 425 | 8.016 | 8.014 | -0.003 |
| 35 | 492 | 7.922 | 7.933 | 0.010 |
| 35 | 501 | 8.020 | 8.004 | -0.016 |
| 35 | 521 | 7.977 | 7.965 | -0.013 |
| 50 | 300 | 7.905 | 7.859 | -0.045 |
| 50 | 756 | 7.996 | 7.957 | -0.039 |
| 50 | 1100 | 8.054 | 8.031 | -0.023 |
| 52 | 451 | 8.124 | 8.079 | -0.045 |
| 52 | 587 | 8.039 | 8.002 | -0.037 |
| 52 | 956 | 8.123 | 8.094 | -0.029 |
| 55 | 198 | 7.883 | 7.857 | -0.026 |
| 55 | 220 | 7.935 | 7.940 | 0.005 |
| 55 | 665 | 8.166 | 8.160 | -0.006 |
| 55 | 818 | 8.009 | 8.003 | -0.006 |
| 55 | 1057 | 7.957 | 7.926 | -0.032 |
| 55 | 1137 | 7.987 | 7.981 | -0.005 |
| 100 | 448 | 7.982 | 7.919 | -0.063 |
| 100 | 938 | 8.079 | 8.009 | -0.071 |
| 100 | 1051 | 7.975 | 7.907 | -0.067 |
| 102 | 921 | 8.050 | 7.991 | -0.058 |
| 102 | 1113 | 8.043 | 7.959 | -0.084 |
| 102 | 1234 | 8.004 | 7.913 | -0.090 |
| 105 | 194 | 8.252 | 8.203 | -0.049 |
| 105 | 367 | 7.955 | 7.912 | -0.043 |
| 105 | 440 | 7.880 | 7.839 | -0.041 |
| 105 | 477 | 8.029 | 7.977 | -0.052 |
| 105 | 556 | 8.147 | 8.101 | -0.046 |
| 105 | 1213 | 8.065 | 8.011 | -0.054 |
| Max | | 8.252 | 8.203 | 0.031 |
| Average | | 8.014 | 7.994 | -0.019 |
| Min | | 7.867 | 7.827 | -0.090 |
| Std Dev | | 0.086 | 0.087 | 0.032 |

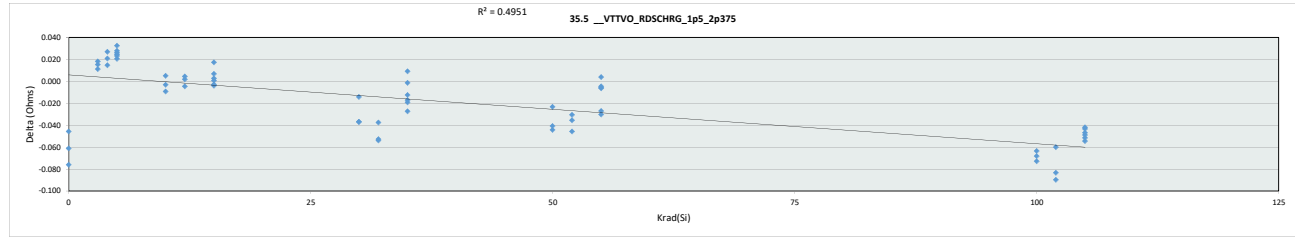


| 35.3_VTTVO_RDSCHRG_1p8 | | | | | | | | | | | | | | | | |
|------------------------|--------|-------------|--------|--------|--------|--------|--------|--------|--------|--------|--------|--------|--------|--------|--------|--------|
| Test Site | Tester | Test Number | Unit | Ohms | Ohms | | | | | | | | | | | |
| | | | | Ohms | Ohms | | | | | | | | | | | |
| Max Limit | | | 25 | | | | | | | | | | | | | |
| Min Limit | | | | | | | | | | | | | | | | |
| Krad(Si) | 0 | 3 | 4 | 5 | 10 | 12 | 15 | 30 | 32 | 35 | 50 | 52 | 55 | 100 | 102 | 105 |
| LL | | | | | | | | | | | | | | | | |
| Min | 7.827 | 8.032 | 7.944 | 7.895 | 7.869 | 7.870 | 8.008 | 7.965 | 7.920 | 7.933 | 7.859 | 8.002 | 7.857 | 7.907 | 7.913 | 7.839 |
| Average | 7.937 | 8.071 | 8.054 | 7.972 | 7.909 | 7.907 | 8.088 | 8.026 | 8.010 | 7.988 | 7.949 | 8.058 | 7.978 | 7.945 | 7.954 | 8.007 |
| Max | 8.014 | 8.103 | 8.115 | 8.113 | 7.939 | 7.945 | 8.159 | 8.090 | 8.066 | 8.034 | 8.031 | 8.094 | 8.160 | 8.009 | 7.991 | 8.203 |
| UL | 25.000 | 25.000 | 25.000 | 25.000 | 25.000 | 25.000 | 25.000 | 25.000 | 25.000 | 25.000 | 25.000 | 25.000 | 25.000 | 25.000 | 25.000 | 25.000 |

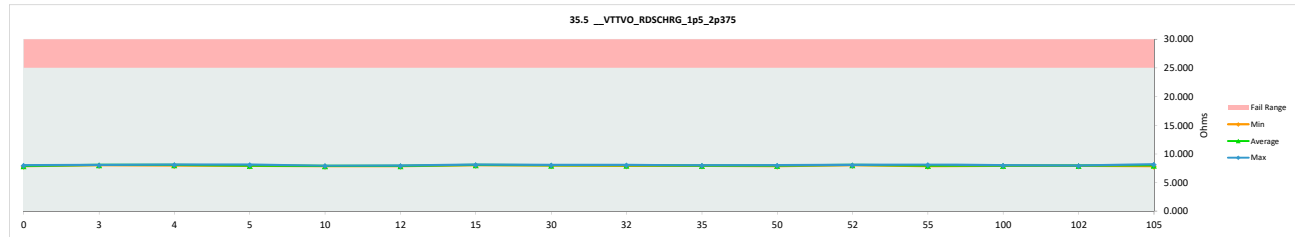


HDR TID Report
TPS7H3302-SP QML CALSS P

| 35.5_VTTVO_RDSCHRG_1p5_2p375 | | | | |
|------------------------------|----------|-------------|-----------|--------|
| Test Site | Tester | Test Number | Unit | Ohms |
| | | | Ohms | Ohms |
| | | | 25 | 25 |
| | | | Min Limit | |
| Krad(Si) | Serial # | PRE | POST | Delta |
| 0 | 775 | 8.056 | 8.011 | -0.045 |
| 0 | 1088 | 8.028 | 7.967 | -0.061 |
| 0 | 1106 | 7.901 | 7.826 | -0.075 |
| 3 | 817 | 8.084 | 8.100 | 0.016 |
| 3 | 825 | 8.057 | 8.076 | 0.019 |
| 3 | 833 | 8.017 | 8.029 | 0.012 |
| 4 | 847 | 7.925 | 7.940 | 0.015 |
| 4 | 645 | 8.091 | 8.113 | 0.021 |
| 4 | 788 | 8.071 | 8.099 | 0.028 |
| 5 | 959 | 8.083 | 8.110 | 0.027 |
| 5 | 991 | 7.889 | 7.917 | 0.028 |
| 5 | 1000 | 7.869 | 7.892 | 0.024 |
| 5 | 1011 | 7.916 | 7.941 | 0.025 |
| 5 | 1087 | 7.942 | 7.963 | 0.021 |
| 5 | 1097 | 7.958 | 7.991 | 0.033 |
| 10 | 180 | 7.932 | 7.938 | 0.006 |
| 10 | 236 | 7.919 | 7.917 | -0.003 |
| 10 | 246 | 7.874 | 7.865 | -0.009 |
| 12 | 190 | 7.899 | 7.904 | 0.005 |
| 12 | 266 | 7.865 | 7.867 | 0.003 |
| 12 | 308 | 7.947 | 7.943 | -0.004 |
| 15 | 848 | 8.085 | 8.083 | -0.002 |
| 15 | 878 | 8.003 | 8.021 | 0.018 |
| 15 | 880 | 8.136 | 8.143 | 0.007 |
| 15 | 942 | 8.154 | 8.156 | 0.001 |
| 15 | 947 | 8.108 | 8.104 | -0.003 |
| 15 | 962 | 8.001 | 8.005 | 0.003 |
| 30 | 1141 | 8.057 | 8.020 | -0.036 |
| 30 | 1242 | 7.977 | 7.963 | -0.014 |
| 30 | 1417 | 8.124 | 8.088 | -0.036 |
| 32 | 1126 | 8.096 | 8.043 | -0.053 |
| 32 | 1165 | 7.968 | 7.916 | -0.052 |
| 32 | 1300 | 8.101 | 8.064 | -0.037 |
| 35 | 376 | 8.004 | 7.978 | -0.027 |
| 35 | 405 | 8.050 | 8.032 | -0.018 |
| 35 | 425 | 8.013 | 8.012 | -0.001 |
| 35 | 492 | 7.920 | 7.929 | 0.010 |
| 35 | 501 | 8.018 | 8.001 | -0.017 |
| 35 | 521 | 7.976 | 7.964 | -0.012 |
| 50 | 300 | 7.901 | 7.857 | -0.044 |
| 50 | 756 | 7.994 | 7.954 | -0.040 |
| 50 | 1100 | 8.051 | 8.028 | -0.023 |
| 52 | 451 | 8.121 | 8.076 | -0.045 |
| 52 | 587 | 8.036 | 8.002 | -0.035 |
| 52 | 956 | 8.121 | 8.091 | -0.030 |
| 55 | 198 | 7.880 | 7.854 | -0.026 |
| 55 | 220 | 7.933 | 7.937 | 0.004 |
| 55 | 665 | 8.163 | 8.158 | -0.005 |
| 55 | 818 | 8.006 | 8.000 | -0.006 |
| 55 | 1057 | 7.953 | 7.924 | -0.030 |
| 55 | 1137 | 7.983 | 7.979 | -0.004 |
| 100 | 448 | 7.980 | 7.918 | -0.063 |
| 100 | 938 | 8.078 | 8.006 | -0.072 |
| 100 | 1051 | 7.974 | 7.906 | -0.068 |
| 102 | 921 | 8.047 | 7.988 | -0.059 |
| 102 | 1113 | 8.040 | 7.957 | -0.083 |
| 102 | 1234 | 8.000 | 7.911 | -0.089 |
| 105 | 194 | 8.249 | 8.201 | -0.048 |
| 105 | 367 | 7.952 | 7.910 | -0.043 |
| 105 | 440 | 7.878 | 7.836 | -0.041 |
| 105 | 477 | 8.026 | 7.976 | -0.051 |
| 105 | 556 | 8.144 | 8.097 | -0.046 |
| 105 | 1213 | 8.062 | 8.008 | -0.054 |
| | Max | 8.249 | 8.201 | 0.033 |
| | Average | 8.011 | 7.992 | -0.019 |
| | Min | 7.865 | 7.826 | -0.089 |
| | Std Dev | 0.086 | 0.086 | 0.032 |

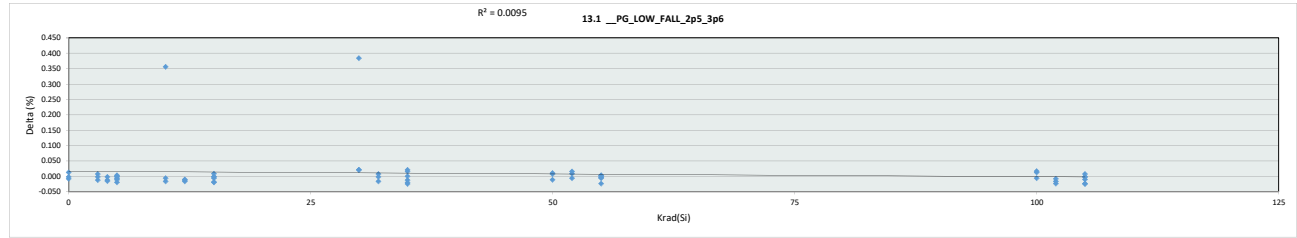


| 35.5_VTTVO_RDSCHRG_1p5 | | | | | | | | | | | | | | | | | | |
|------------------------|--------|-------------|-----------|--------|--------|--------|--------|--------|--------|--------|--------|--------|--------|--------|--------|--------|-----|-----|
| Test Site | Tester | Test Number | Unit | Ohms | Ohms | | | | | | | | | | | | | |
| | | | 25 | Ohms | Ohms | | | | | | | | | | | | | |
| | | | Min Limit | | | | | | | | | | | | | | | |
| | | | 0 | 3 | 4 | 5 | 10 | 12 | 15 | 30 | 32 | 35 | 50 | 52 | 55 | 100 | 102 | 105 |
| LL | Min | Average | Max | UL | | | | | | | | | | | | | | |
| | 7.826 | 8.029 | 7.940 | 7.892 | 7.865 | 7.867 | 8.005 | 7.963 | 7.916 | 7.929 | 7.857 | 8.002 | 7.854 | 7.906 | 7.911 | 7.836 | | |
| | 7.935 | 8.068 | 8.051 | 7.969 | 7.907 | 7.905 | 8.085 | 8.024 | 8.008 | 7.986 | 7.947 | 8.056 | 7.975 | 7.943 | 7.952 | 8.005 | | |
| | 8.011 | 8.100 | 8.113 | 8.110 | 7.938 | 7.943 | 8.156 | 8.088 | 8.064 | 8.032 | 8.028 | 8.091 | 8.159 | 8.006 | 7.988 | 8.201 | | |
| | 25.000 | 25.000 | 25.000 | 25.000 | 25.000 | 25.000 | 25.000 | 25.000 | 25.000 | 25.000 | 25.000 | 25.000 | 25.000 | 25.000 | 25.000 | 25.000 | | |

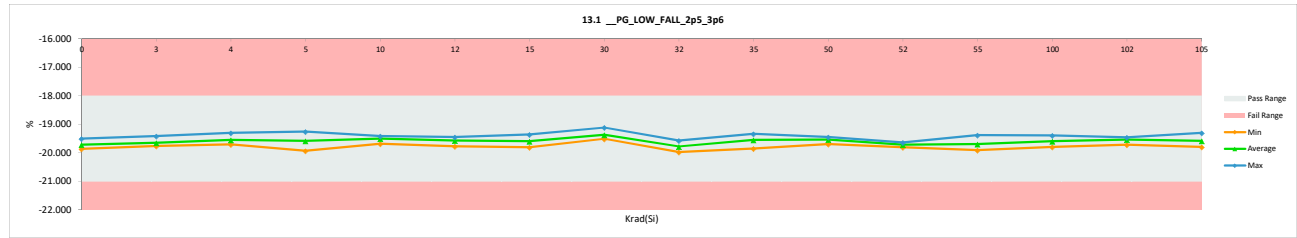


HDR TID Report
TPS7H3302-SP QML CALSS P

| 13.1 __PG_LOW_FALL_2p5_3p6 | | | | |
|----------------------------|----------|-------------|---------|--------|
| Test Site | Tester | Test Number | Unit | % |
| | | | | % |
| Max Limit | | | -18 | -18 |
| Min Limit | | | -21 | -21 |
| Krad(Si) | Serial # | PRE | POST | Delta |
| 0 | 775 | -19.801 | -19.807 | -0.006 |
| 0 | 1088 | -19.522 | -19.507 | 0.015 |
| 0 | 1106 | -19.867 | -19.867 | 0.000 |
| 3 | 817 | -19.766 | -19.766 | 0.000 |
| 3 | 825 | -19.429 | -19.420 | 0.009 |
| 3 | 833 | -19.762 | -19.772 | -0.010 |
| 4 | 547 | -19.311 | -19.311 | 0.000 |
| 4 | 645 | -19.705 | -19.715 | -0.010 |
| 4 | 788 | -19.611 | -19.624 | -0.013 |
| 5 | 959 | -19.755 | -19.750 | 0.005 |
| 5 | 991 | -19.620 | -19.618 | 0.002 |
| 5 | 1000 | -19.936 | -19.941 | -0.005 |
| 5 | 1011 | -19.259 | -19.259 | 0.000 |
| 5 | 1087 | -19.494 | -19.503 | -0.009 |
| 5 | 1097 | -19.451 | -19.469 | -0.018 |
| 10 | 180 | -19.779 | -19.421 | 0.358 |
| 10 | 236 | -19.412 | -19.416 | -0.004 |
| 10 | 246 | -19.675 | -19.689 | -0.014 |
| 12 | 190 | -19.477 | -19.485 | -0.008 |
| 12 | 266 | -19.766 | -19.780 | -0.014 |
| 12 | 308 | -19.446 | -19.456 | -0.010 |
| 15 | 848 | -19.564 | -19.581 | -0.017 |
| 15 | 878 | -19.703 | -19.721 | -0.018 |
| 15 | 880 | -19.533 | -19.533 | 0.000 |
| 15 | 942 | -19.811 | -19.815 | -0.004 |
| 15 | 947 | -19.378 | -19.368 | 0.010 |
| 15 | 962 | -19.598 | -19.597 | 0.001 |
| 30 | 1141 | -19.539 | -19.516 | 0.023 |
| 30 | 1242 | -19.504 | -19.481 | 0.023 |
| 30 | 1417 | -19.507 | -19.121 | 0.386 |
| 32 | 1126 | -19.811 | -19.802 | 0.009 |
| 32 | 1165 | -19.559 | -19.573 | -0.014 |
| 32 | 1300 | -19.984 | -19.984 | 0.000 |
| 35 | 376 | -19.840 | -19.863 | -0.023 |
| 35 | 405 | -19.416 | -19.426 | -0.010 |
| 35 | 425 | -19.427 | -19.446 | -0.019 |
| 35 | 492 | -19.793 | -19.775 | 0.018 |
| 35 | 501 | -19.496 | -19.494 | 0.002 |
| 35 | 521 | -19.369 | -19.346 | 0.023 |
| 50 | 300 | -19.711 | -19.698 | 0.013 |
| 50 | 756 | -19.442 | -19.451 | -0.009 |
| 50 | 1100 | -19.503 | -19.494 | 0.009 |
| 52 | 451 | -19.832 | -19.814 | 0.018 |
| 52 | 587 | -19.720 | -19.724 | -0.004 |
| 52 | 956 | -19.655 | -19.645 | 0.010 |
| 55 | 198 | -19.828 | -19.828 | 0.000 |
| 55 | 220 | -19.724 | -19.719 | 0.005 |
| 55 | 665 | -19.368 | -19.390 | -0.022 |
| 55 | 818 | -19.794 | -19.798 | -0.004 |
| 55 | 1057 | -19.572 | -19.568 | 0.004 |
| 55 | 1137 | -19.909 | -19.911 | -0.002 |
| 100 | 448 | -19.629 | -19.614 | 0.015 |
| 100 | 938 | -19.798 | -19.802 | -0.004 |
| 100 | 1051 | -19.416 | -19.397 | 0.019 |
| 102 | 921 | -19.447 | -19.461 | -0.014 |
| 102 | 1113 | -19.438 | -19.460 | -0.022 |
| 102 | 1234 | -19.714 | -19.720 | -0.006 |
| 105 | 194 | -19.781 | -19.789 | -0.008 |
| 105 | 367 | -19.320 | -19.311 | 0.009 |
| 105 | 440 | -19.707 | -19.729 | -0.022 |
| 105 | 477 | -19.467 | -19.490 | -0.023 |
| 105 | 556 | -19.807 | -19.807 | 0.000 |
| 105 | 1213 | -19.433 | -19.433 | 0.000 |
| Max | | -19.259 | -19.121 | 0.386 |
| Average | | -19.614 | -19.604 | 0.010 |
| Min | | -19.984 | -19.984 | -0.023 |
| Std Dev | | 0.179 | 0.190 | 0.067 |

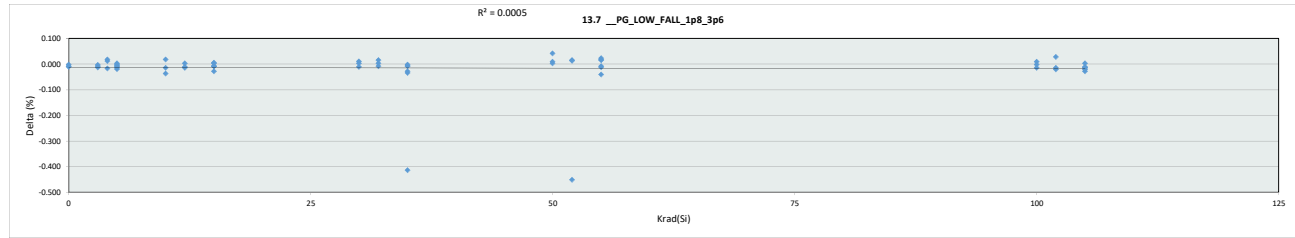


| 13.1 __PG_LOW_FALL_2p5_3p6 | | | | | | | | | | | | | | | | |
|----------------------------|---------|-------------|---------|---------|---------|---------|---------|---------|---------|---------|---------|---------|---------|---------|---------|---------|
| Test Site | Tester | Test Number | Unit | % | | | | | | | | | | | | |
| | | | | % | | | | | | | | | | | | |
| Max Limit | | | -18 | -18 | | | | | | | | | | | | |
| Min Limit | | | -21 | -21 | | | | | | | | | | | | |
| Krad(Si) | 0 | 3 | 4 | 5 | 10 | 12 | 15 | 30 | 32 | 35 | 50 | 52 | 55 | 100 | 102 | 105 |
| LL | -21.000 | -21.000 | -21.000 | -21.000 | -21.000 | -21.000 | -21.000 | -21.000 | -21.000 | -21.000 | -21.000 | -21.000 | -21.000 | -21.000 | -21.000 | -21.000 |
| Min | -19.867 | -19.772 | -19.715 | -19.941 | -19.689 | -19.780 | -19.815 | -19.516 | -19.984 | -19.863 | -19.698 | -19.814 | -19.911 | -19.802 | -19.720 | -19.807 |
| Average | -19.727 | -19.653 | -19.550 | -19.590 | -19.509 | -19.574 | -19.603 | -19.373 | -19.786 | -19.558 | -19.548 | -19.728 | -19.702 | -19.604 | -19.547 | -19.593 |
| Max | -19.507 | -19.420 | -19.311 | -19.259 | -19.416 | -19.456 | -19.368 | -19.121 | -19.573 | -19.346 | -19.451 | -19.645 | -19.390 | -19.397 | -19.460 | -19.311 |
| UL | -18.000 | -18.000 | -18.000 | -18.000 | -18.000 | -18.000 | -18.000 | -18.000 | -18.000 | -18.000 | -18.000 | -18.000 | -18.000 | -18.000 | -18.000 | -18.000 |

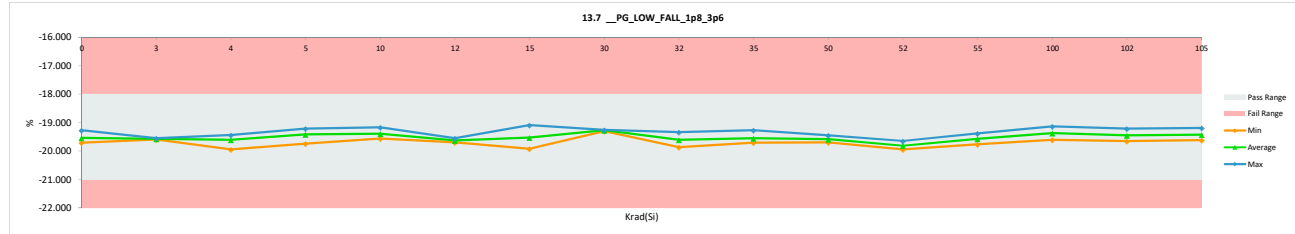


HDR TID Report
TPS7H3302-SP QML CALSS P

| 13.7 __PG_LOW_FALL_1p8_3p6 | | | | |
|----------------------------|----------|-------------|---------|--------|
| Test Site | Tester | Test Number | Unit | % |
| | | | | |
| Max Limit | | | -18 | -18 |
| Min Limit | | | -21 | -21 |
| Krad(Si) | Serial # | PRE | POST | Delta |
| 0 | 775 | -19.622 | -19.622 | 0.000 |
| 0 | 1088 | -19.264 | -19.272 | -0.008 |
| 0 | 1106 | -19.706 | -19.712 | -0.006 |
| 3 | 817 | -19.554 | -19.555 | -0.001 |
| 3 | 825 | -19.586 | -19.592 | -0.006 |
| 3 | 833 | -19.561 | -19.572 | -0.011 |
| 4 | 547 | -19.453 | -19.439 | 0.014 |
| 4 | 645 | -19.925 | -19.939 | -0.014 |
| 4 | 788 | -19.458 | -19.438 | 0.020 |
| 5 | 959 | -19.538 | -19.537 | 0.001 |
| 5 | 991 | -19.356 | -19.350 | 0.006 |
| 5 | 1000 | -19.732 | -19.738 | -0.006 |
| 5 | 1011 | -19.381 | -19.398 | -0.017 |
| 5 | 1087 | -19.246 | -19.258 | -0.012 |
| 5 | 1097 | -19.210 | -19.215 | -0.005 |
| 10 | 180 | -19.580 | -19.560 | 0.020 |
| 10 | 236 | -19.129 | -19.163 | -0.034 |
| 10 | 246 | -19.447 | -19.459 | -0.012 |
| 12 | 190 | -19.688 | -19.700 | -0.012 |
| 12 | 266 | -19.561 | -19.555 | 0.006 |
| 12 | 308 | -19.620 | -19.628 | -0.008 |
| 15 | 848 | -19.355 | -19.380 | -0.025 |
| 15 | 878 | -19.925 | -19.919 | 0.006 |
| 15 | 880 | -19.754 | -19.760 | -0.006 |
| 15 | 942 | -19.622 | -19.628 | -0.006 |
| 15 | 947 | -19.082 | -19.088 | -0.006 |
| 15 | 962 | -19.416 | -19.408 | 0.008 |
| 30 | 1141 | -19.294 | -19.302 | -0.008 |
| 30 | 1242 | -19.265 | -19.252 | 0.013 |
| 30 | 1417 | -19.264 | -19.258 | 0.006 |
| 32 | 1126 | -19.628 | -19.610 | 0.018 |
| 32 | 1165 | -19.342 | -19.336 | 0.006 |
| 32 | 1300 | -19.856 | -19.862 | -0.006 |
| 35 | 376 | -19.687 | -19.712 | -0.025 |
| 35 | 405 | -19.592 | -19.596 | -0.004 |
| 35 | 425 | -19.608 | -19.608 | 0.000 |
| 35 | 492 | -19.578 | -19.610 | -0.032 |
| 35 | 501 | -19.258 | -19.264 | -0.006 |
| 35 | 521 | -19.096 | -19.507 | -0.411 |
| 50 | 300 | -19.489 | -19.445 | 0.044 |
| 50 | 756 | -19.634 | -19.622 | 0.012 |
| 50 | 1100 | -19.705 | -19.699 | 0.006 |
| 52 | 451 | -19.664 | -19.646 | 0.018 |
| 52 | 587 | -19.963 | -19.947 | 0.016 |
| 52 | 956 | -19.397 | -19.845 | -0.448 |
| 55 | 198 | -19.646 | -19.652 | -0.006 |
| 55 | 220 | -19.514 | -19.488 | 0.026 |
| 55 | 665 | -19.524 | -19.562 | -0.038 |
| 55 | 818 | -19.592 | -19.602 | -0.010 |
| 55 | 1057 | -19.398 | -19.379 | 0.019 |
| 55 | 1137 | -19.784 | -19.766 | 0.018 |
| 100 | 448 | -19.350 | -19.362 | -0.012 |
| 100 | 938 | -19.610 | -19.610 | 0.000 |
| 100 | 1051 | -19.143 | -19.131 | 0.012 |
| 102 | 921 | -19.198 | -19.210 | -0.012 |
| 102 | 1113 | -19.634 | -19.652 | -0.018 |
| 102 | 1234 | -19.502 | -19.471 | 0.031 |
| 105 | 194 | -19.572 | -19.590 | -0.018 |
| 105 | 367 | -19.451 | -19.445 | 0.006 |
| 105 | 440 | -19.482 | -19.494 | -0.012 |
| 105 | 477 | -19.222 | -19.234 | -0.012 |
| 105 | 556 | -19.608 | -19.616 | -0.008 |
| 105 | 1213 | -19.161 | -19.187 | -0.026 |
| Max | | -19.082 | -19.088 | 0.044 |
| Average | | -19.500 | -19.515 | -0.015 |
| Min | | -19.963 | -19.947 | -0.448 |
| Std Dev | | 0.210 | 0.206 | 0.077 |

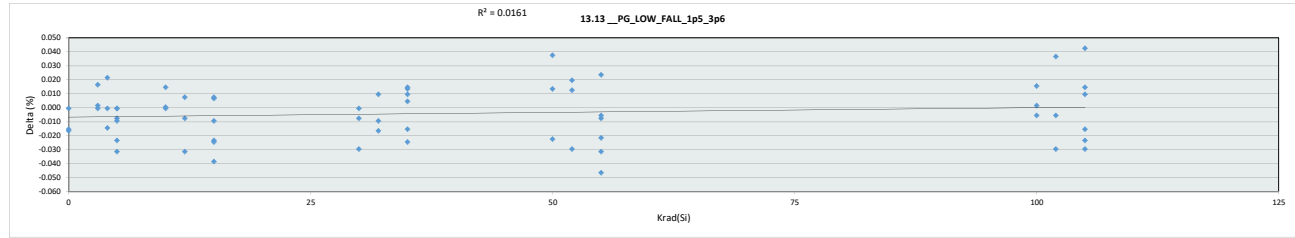


| 13.7 __PG_LOW_FALL_1p8_3p6 | | | | | | | | | | | | | | | | |
|----------------------------|---------|-------------|-----------|-----------|---------|---------|---------|---------|---------|---------|---------|---------|---------|---------|---------|---------|
| Test Site | Tester | Test Number | Max Limit | Min Limit | | | | | | | | | | | | |
| | | | -18 | -21 | | | | | | | | | | | | |
| | | | % | % | | | | | | | | | | | | |
| Krad(Si) | 0 | 3 | 4 | 5 | 10 | 12 | 15 | 30 | 32 | 35 | 50 | 52 | 55 | 100 | 102 | 105 |
| LL | -21.000 | -21.000 | -21.000 | -21.000 | -21.000 | -21.000 | -21.000 | -21.000 | -21.000 | -21.000 | -21.000 | -21.000 | -21.000 | -21.000 | -21.000 | -21.000 |
| Min | -19.712 | -19.592 | -19.939 | -19.738 | -19.560 | -19.700 | -19.919 | -19.302 | -19.862 | -19.712 | -19.699 | -19.947 | -19.766 | -19.610 | -19.652 | -19.616 |
| Average | -19.535 | -19.573 | -19.605 | -19.416 | -19.394 | -19.628 | -19.531 | -19.271 | -19.603 | -19.550 | -19.589 | -19.813 | -19.575 | -19.368 | -19.444 | -19.428 |
| Max | -19.272 | -19.555 | -19.438 | -19.215 | -19.163 | -19.555 | -19.088 | -19.252 | -19.336 | -19.264 | -19.445 | -19.646 | -19.379 | -19.131 | -19.210 | -19.187 |
| UL | -18.000 | -18.000 | -18.000 | -18.000 | -18.000 | -18.000 | -18.000 | -18.000 | -18.000 | -18.000 | -18.000 | -18.000 | -18.000 | -18.000 | -18.000 | -18.000 |

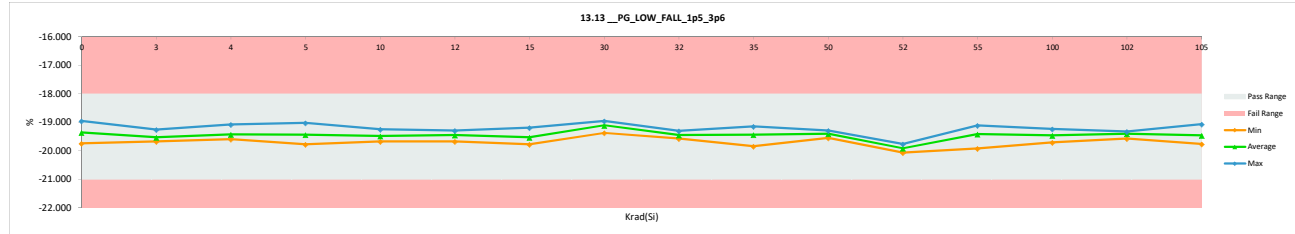


HDR TID Report
TPS7H3302-SP QML CALSS P

| 13.13 __PG_LOW_FALL_1p5_3p6 | | | | |
|-----------------------------|--------|-------------|---------|--------|
| Test Site | Tester | Test Number | Unit | % |
| 0 | 775 | -19.746 | -19.746 | 0.000 |
| 0 | 1088 | -18.947 | -18.963 | -0.016 |
| 0 | 1106 | -19.377 | -19.392 | -0.015 |
| 3 | 817 | -19.668 | -19.666 | 0.002 |
| 3 | 825 | -19.263 | -19.263 | 0.000 |
| 3 | 833 | -19.695 | -19.678 | 0.017 |
| 4 | 847 | -19.104 | -19.082 | 0.022 |
| 4 | 645 | -19.587 | -19.601 | -0.014 |
| 4 | 788 | -19.600 | -19.600 | 0.000 |
| 5 | 959 | -19.645 | -19.652 | -0.007 |
| 5 | 991 | -19.437 | -19.437 | 0.000 |
| 5 | 1000 | -19.774 | -19.774 | 0.000 |
| 5 | 1011 | -19.000 | -19.031 | -0.031 |
| 5 | 1087 | -19.377 | -19.386 | -0.009 |
| 5 | 1097 | -19.327 | -19.350 | -0.023 |
| 10 | 180 | -19.688 | -19.673 | 0.015 |
| 10 | 236 | -19.247 | -19.247 | 0.000 |
| 10 | 246 | -19.544 | -19.543 | 0.001 |
| 12 | 190 | -19.372 | -19.379 | -0.007 |
| 12 | 266 | -19.683 | -19.675 | 0.008 |
| 12 | 308 | -19.269 | -19.300 | -0.031 |
| 15 | 848 | -19.531 | -19.523 | 0.008 |
| 15 | 878 | -19.580 | -19.589 | -0.009 |
| 15 | 880 | -19.473 | -19.466 | 0.007 |
| 15 | 942 | -19.745 | -19.783 | -0.038 |
| 15 | 947 | -19.175 | -19.198 | -0.023 |
| 15 | 962 | -19.586 | -19.610 | -0.024 |
| 30 | 1141 | -18.968 | -18.997 | -0.029 |
| 30 | 1242 | -19.372 | -19.379 | -0.007 |
| 30 | 1417 | -18.956 | -18.956 | 0.000 |
| 32 | 1126 | -19.291 | -19.307 | -0.016 |
| 32 | 1165 | -19.495 | -19.485 | 0.010 |
| 32 | 1300 | -19.565 | -19.574 | -0.009 |
| 35 | 376 | -19.856 | -19.846 | 0.010 |
| 35 | 405 | -19.254 | -19.269 | -0.015 |
| 35 | 425 | -19.283 | -19.278 | 0.005 |
| 35 | 492 | -19.738 | -19.724 | 0.014 |
| 35 | 501 | -19.370 | -19.394 | -0.024 |
| 35 | 521 | -19.160 | -19.145 | 0.015 |
| 50 | 300 | -19.572 | -19.558 | 0.014 |
| 50 | 756 | -19.276 | -19.298 | -0.022 |
| 50 | 1100 | -19.423 | -19.385 | 0.038 |
| 52 | 451 | -19.787 | -19.767 | 0.020 |
| 52 | 587 | -20.041 | -20.070 | -0.029 |
| 52 | 956 | -19.931 | -19.918 | 0.013 |
| 55 | 198 | -19.784 | -19.805 | -0.021 |
| 55 | 220 | -19.131 | -19.162 | -0.031 |
| 55 | 665 | -19.191 | -19.196 | -0.005 |
| 55 | 818 | -19.247 | -19.293 | -0.046 |
| 55 | 1057 | -19.108 | -19.115 | -0.007 |
| 55 | 1137 | -19.949 | -19.925 | 0.024 |
| 100 | 448 | -19.437 | -19.442 | -0.005 |
| 100 | 938 | -19.717 | -19.715 | 0.002 |
| 100 | 1051 | -19.256 | -19.240 | 0.016 |
| 102 | 921 | -19.329 | -19.334 | -0.005 |
| 102 | 1113 | -19.300 | -19.329 | -0.029 |
| 102 | 1234 | -19.609 | -19.572 | 0.037 |
| 105 | 194 | -19.702 | -19.717 | -0.015 |
| 105 | 367 | -19.116 | -19.073 | 0.043 |
| 105 | 440 | -19.587 | -19.616 | -0.029 |
| 105 | 477 | -19.351 | -19.341 | 0.010 |
| 105 | 556 | -19.746 | -19.769 | -0.023 |
| 105 | 1213 | -19.293 | -19.278 | 0.015 |
| Max | | -18.947 | -18.956 | 0.043 |
| Average | | -19.454 | -19.458 | -0.004 |
| Min | | -20.041 | -20.070 | -0.046 |
| Std Dev | | 0.262 | 0.260 | 0.019 |

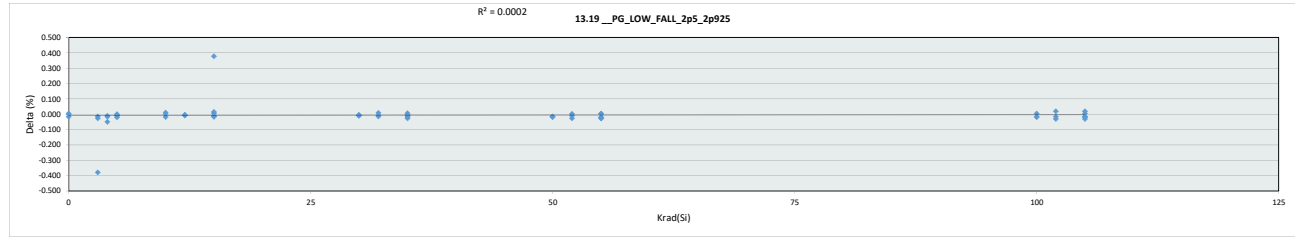


| 13.13 __PG_LOW_FALL_1p5_3p6 | | | | | | | | | | | | |
|-----------------------------|--------|-------------|---------|--------|--|--|--|--|--|--|--|--|
| Test Site | Tester | Test Number | Unit | % | | | | | | | | |
| 0 | 775 | -19.746 | -19.746 | 0.000 | | | | | | | | |
| 0 | 1088 | -18.947 | -18.963 | -0.016 | | | | | | | | |
| 0 | 1106 | -19.377 | -19.392 | -0.015 | | | | | | | | |
| 3 | 817 | -19.668 | -19.666 | 0.002 | | | | | | | | |
| 3 | 825 | -19.263 | -19.263 | 0.000 | | | | | | | | |
| 3 | 833 | -19.695 | -19.678 | 0.017 | | | | | | | | |
| 4 | 847 | -19.104 | -19.082 | 0.022 | | | | | | | | |
| 4 | 645 | -19.587 | -19.601 | -0.014 | | | | | | | | |
| 4 | 788 | -19.600 | -19.600 | 0.000 | | | | | | | | |
| 5 | 959 | -19.645 | -19.652 | -0.007 | | | | | | | | |
| 5 | 991 | -19.437 | -19.437 | 0.000 | | | | | | | | |
| 5 | 1000 | -19.774 | -19.774 | 0.000 | | | | | | | | |
| 5 | 1011 | -19.000 | -19.031 | -0.031 | | | | | | | | |
| 5 | 1087 | -19.377 | -19.386 | -0.009 | | | | | | | | |
| 5 | 1097 | -19.327 | -19.350 | -0.023 | | | | | | | | |
| 10 | 180 | -19.688 | -19.673 | 0.015 | | | | | | | | |
| 10 | 236 | -19.247 | -19.247 | 0.000 | | | | | | | | |
| 10 | 246 | -19.544 | -19.543 | 0.001 | | | | | | | | |
| 12 | 190 | -19.372 | -19.379 | -0.007 | | | | | | | | |
| 12 | 266 | -19.683 | -19.675 | 0.008 | | | | | | | | |
| 12 | 308 | -19.269 | -19.300 | -0.031 | | | | | | | | |
| 15 | 848 | -19.531 | -19.523 | 0.008 | | | | | | | | |
| 15 | 878 | -19.580 | -19.589 | -0.009 | | | | | | | | |
| 15 | 880 | -19.473 | -19.466 | 0.007 | | | | | | | | |
| 15 | 942 | -19.745 | -19.783 | -0.038 | | | | | | | | |
| 15 | 947 | -19.175 | -19.198 | -0.023 | | | | | | | | |
| 15 | 962 | -19.586 | -19.610 | -0.024 | | | | | | | | |
| 30 | 1141 | -18.968 | -18.997 | -0.029 | | | | | | | | |
| 30 | 1242 | -19.372 | -19.379 | -0.007 | | | | | | | | |
| 30 | 1417 | -18.956 | -18.956 | 0.000 | | | | | | | | |
| 32 | 1126 | -19.291 | -19.307 | -0.016 | | | | | | | | |
| 32 | 1165 | -19.495 | -19.485 | 0.010 | | | | | | | | |
| 32 | 1300 | -19.565 | -19.574 | -0.009 | | | | | | | | |
| 35 | 376 | -19.856 | -19.846 | 0.010 | | | | | | | | |
| 35 | 405 | -19.254 | -19.269 | -0.015 | | | | | | | | |
| 35 | 425 | -19.283 | -19.278 | 0.005 | | | | | | | | |
| 35 | 492 | -19.738 | -19.724 | 0.014 | | | | | | | | |
| 35 | 501 | -19.370 | -19.394 | -0.024 | | | | | | | | |
| 35 | 521 | -19.160 | -19.145 | 0.015 | | | | | | | | |
| 50 | 300 | -19.572 | -19.558 | 0.014 | | | | | | | | |
| 50 | 756 | -19.276 | -19.298 | -0.022 | | | | | | | | |
| 50 | 1100 | -19.423 | -19.385 | 0.038 | | | | | | | | |
| 52 | 451 | -19.787 | -19.767 | 0.020 | | | | | | | | |
| 52 | 587 | -20.041 | -20.070 | -0.029 | | | | | | | | |
| 52 | 956 | -19.931 | -19.918 | 0.013 | | | | | | | | |
| 55 | 198 | -19.784 | -19.805 | -0.021 | | | | | | | | |
| 55 | 220 | -19.131 | -19.162 | -0.031 | | | | | | | | |
| 55 | 665 | -19.191 | -19.196 | -0.005 | | | | | | | | |
| 55 | 818 | -19.247 | -19.293 | -0.046 | | | | | | | | |
| 55 | 1057 | -19.108 | -19.115 | -0.007 | | | | | | | | |
| 55 | 1137 | -19.949 | -19.925 | 0.024 | | | | | | | | |
| 100 | 448 | -19.437 | -19.442 | -0.005 | | | | | | | | |
| 100 | 938 | -19.717 | -19.715 | 0.002 | | | | | | | | |
| 100 | 1051 | -19.256 | -19.240 | 0.016 | | | | | | | | |
| 102 | 921 | -19.329 | -19.334 | -0.005 | | | | | | | | |
| 102 | 1113 | -19.300 | -19.329 | -0.029 | | | | | | | | |
| 102 | 1234 | -19.609 | -19.572 | 0.037 | | | | | | | | |
| 105 | 194 | -19.702 | -19.717 | -0.015 | | | | | | | | |
| 105 | 367 | -19.116 | -19.073 | 0.043 | | | | | | | | |
| 105 | 440 | -19.587 | -19.616 | -0.029 | | | | | | | | |
| 105 | 477 | -19.351 | -19.341 | 0.010 | | | | | | | | |
| 105 | 556 | -19.746 | -19.769 | -0.023 | | | | | | | | |
| 105 | 1213 | -19.293 | -19.278 | 0.015 | | | | | | | | |
| Max | | -18.947 | -18.956 | 0.043 | | | | | | | | |
| Average | | -19.454 | -19.458 | -0.004 | | | | | | | | |
| Min | | -20.041 | -20.070 | -0.046 | | | | | | | | |
| Std Dev | | 0.262 | 0.260 | 0.019 | | | | | | | | |

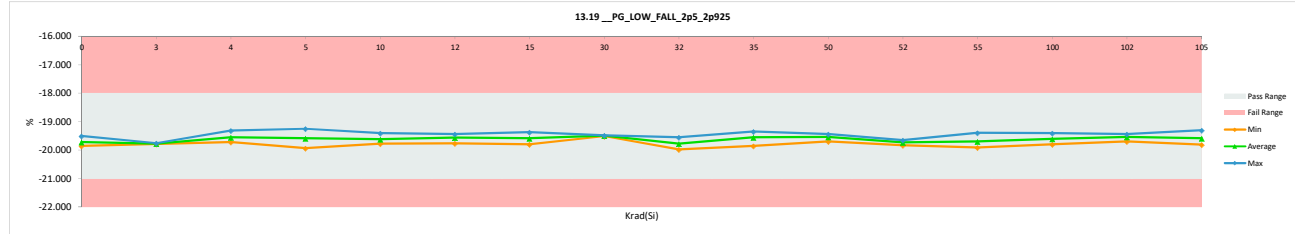


HDR TID Report
TPS7H3302-SP QML CALSS P

| 13.19_PG_LOW_FALL_2p5_2p925 | | | | |
|-----------------------------|----------|-------------|---------|--------|
| Test Site | Tester | Test Number | Unit | % |
| | | | | |
| Max Limit | | | -18 | -18 |
| Min Limit | | | -21 | -21 |
| Krad(Si) | Serial # | PRE | POST | Delta |
| 0 | 775 | -19.793 | -19.788 | 0.005 |
| 0 | 1088 | -19.490 | -19.503 | -0.013 |
| 0 | 1106 | -19.863 | -19.854 | 0.009 |
| 3 | 817 | -19.750 | -19.772 | -0.022 |
| 3 | 825 | -19.411 | -19.785 | -0.374 |
| 3 | 833 | -19.749 | -19.758 | -0.009 |
| 4 | 547 | -19.298 | -19.311 | -0.013 |
| 4 | 645 | -19.669 | -19.715 | -0.046 |
| 4 | 788 | -19.602 | -19.607 | -0.005 |
| 5 | 959 | -19.723 | -19.723 | 0.000 |
| 5 | 991 | -19.603 | -19.607 | -0.004 |
| 5 | 1000 | -19.936 | -19.932 | 0.004 |
| 5 | 1011 | -19.246 | -19.250 | -0.004 |
| 5 | 1087 | -19.490 | -19.494 | -0.004 |
| 5 | 1097 | -19.452 | -19.469 | -0.017 |
| 10 | 180 | -19.775 | -19.771 | 0.004 |
| 10 | 236 | -19.422 | -19.407 | 0.015 |
| 10 | 246 | -19.667 | -19.681 | -0.014 |
| 12 | 190 | -19.482 | -19.481 | 0.001 |
| 12 | 266 | -19.758 | -19.759 | -0.001 |
| 12 | 308 | -19.439 | -19.442 | -0.003 |
| 15 | 848 | -19.574 | -19.555 | 0.019 |
| 15 | 878 | -19.703 | -19.692 | 0.011 |
| 15 | 880 | -19.893 | -19.511 | 0.382 |
| 15 | 942 | -19.793 | -19.798 | -0.005 |
| 15 | 947 | -19.359 | -19.368 | -0.009 |
| 15 | 962 | -19.589 | -19.602 | -0.013 |
| 30 | 1141 | -19.511 | -19.511 | 0.000 |
| 30 | 1242 | -19.485 | -19.491 | -0.006 |
| 30 | 1417 | -19.481 | -19.485 | -0.004 |
| 32 | 1126 | -19.798 | -19.785 | 0.013 |
| 32 | 1165 | -19.546 | -19.555 | -0.009 |
| 32 | 1300 | -19.975 | -19.979 | -0.004 |
| 35 | 376 | -19.841 | -19.858 | -0.017 |
| 35 | 405 | -19.397 | -19.420 | -0.023 |
| 35 | 425 | -19.443 | -19.433 | 0.010 |
| 35 | 492 | -19.767 | -19.766 | 0.001 |
| 35 | 501 | -19.467 | -19.472 | -0.005 |
| 35 | 521 | -19.346 | -19.352 | -0.006 |
| 50 | 300 | -19.684 | -19.698 | -0.014 |
| 50 | 756 | -19.425 | -19.438 | -0.013 |
| 50 | 1100 | -19.481 | -19.491 | -0.010 |
| 52 | 451 | -19.823 | -19.828 | -0.005 |
| 52 | 587 | -19.697 | -19.720 | -0.023 |
| 52 | 956 | -19.661 | -19.655 | 0.006 |
| 55 | 198 | -19.820 | -19.814 | 0.006 |
| 55 | 220 | -19.697 | -19.716 | -0.019 |
| 55 | 665 | -19.364 | -19.387 | -0.023 |
| 55 | 818 | -19.767 | -19.789 | -0.022 |
| 55 | 1057 | -19.568 | -19.559 | 0.009 |
| 55 | 1137 | -19.896 | -19.911 | -0.015 |
| 100 | 448 | -19.597 | -19.611 | -0.014 |
| 100 | 938 | -19.789 | -19.802 | -0.013 |
| 100 | 1051 | -19.407 | -19.399 | 0.008 |
| 102 | 921 | -19.428 | -19.441 | -0.013 |
| 102 | 1113 | -19.438 | -19.465 | -0.027 |
| 102 | 1234 | -19.716 | -19.693 | 0.023 |
| 105 | 194 | -19.767 | -19.794 | -0.027 |
| 105 | 367 | -19.321 | -19.298 | 0.023 |
| 105 | 440 | -19.707 | -19.720 | -0.013 |
| 105 | 477 | -19.464 | -19.478 | -0.014 |
| 105 | 556 | -19.794 | -19.807 | -0.013 |
| 105 | 1213 | -19.438 | -19.429 | 0.009 |
| Max | | -19.246 | -19.250 | 0.382 |
| Average | | -19.608 | -19.614 | -0.006 |
| Min | | -19.975 | -19.979 | -0.374 |
| Std Dev | | 0.181 | 0.178 | 0.069 |

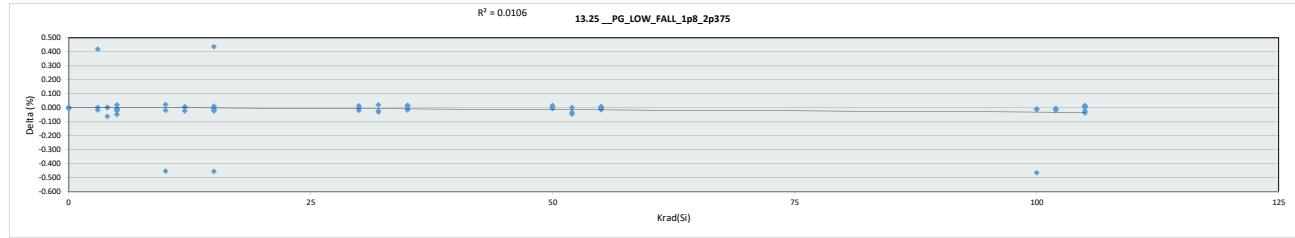


| 13.19_PG_LOW_FALL_2p5_2p925 | | | | | | | | | | | | | | | | |
|-----------------------------|---------|-------------|---------|---------|---------|---------|---------|---------|---------|---------|---------|---------|---------|---------|---------|---------|
| Test Site | Tester | Test Number | Unit | % | | | | | | | | | | | | |
| Max Limit | | | -18 | % | | | | | | | | | | | | |
| Min Limit | | | -21 | % | | | | | | | | | | | | |
| Krad(Si) | 0 | 3 | 4 | 5 | 10 | 12 | 15 | 30 | 32 | 35 | 50 | 52 | 55 | 100 | 102 | 105 |
| LL | -21.000 | -21.000 | -21.000 | -21.000 | -21.000 | -21.000 | -21.000 | -21.000 | -21.000 | -21.000 | -21.000 | -21.000 | -21.000 | -21.000 | -21.000 | -21.000 |
| Min | -19.854 | -19.785 | -19.715 | -19.932 | -19.771 | -19.759 | -19.798 | -19.511 | -19.979 | -19.858 | -19.698 | -19.828 | -19.911 | -19.802 | -19.693 | -19.807 |
| Average | -19.715 | -19.772 | -19.544 | -19.579 | -19.620 | -19.561 | -19.588 | -19.496 | -19.773 | -19.550 | -19.542 | -19.734 | -19.696 | -19.604 | -19.533 | -19.588 |
| Max | -19.503 | -19.758 | -19.311 | -19.250 | -19.407 | -19.442 | -19.368 | -19.485 | -19.555 | -19.352 | -19.438 | -19.655 | -19.387 | -19.399 | -19.441 | -19.298 |
| UL | -18.000 | -18.000 | -18.000 | -18.000 | -18.000 | -18.000 | -18.000 | -18.000 | -18.000 | -18.000 | -18.000 | -18.000 | -18.000 | -18.000 | -18.000 | -18.000 |

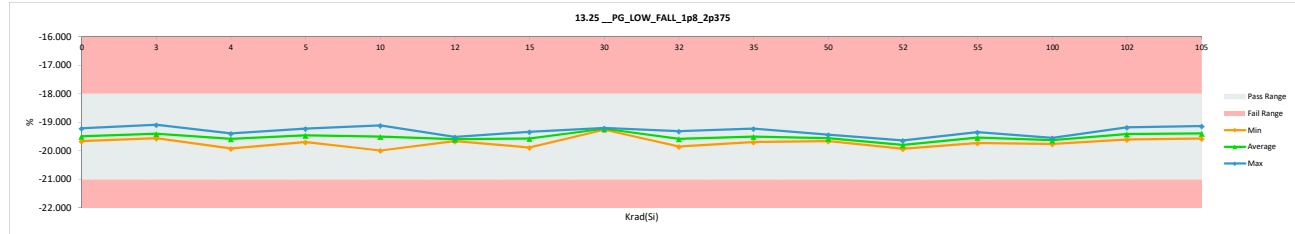


HDR TID Report
TPS7H3302-SP QML CALSS P

| 13.25_PG_LOW_FALL_1p8_2p375 | | | | |
|-----------------------------|--------|-------------|---------|--------|
| Test Site | Tester | Test Number | Unit | % |
| 0 | 775 | -19.592 | -19.592 | 0.000 |
| 0 | 1088 | -19.228 | -19.220 | 0.008 |
| 0 | 1106 | -19.674 | -19.670 | 0.004 |
| 3 | 817 | -19.518 | -19.096 | 0.422 |
| 3 | 825 | -19.574 | -19.568 | 0.006 |
| 3 | 833 | -19.543 | -19.555 | -0.012 |
| 4 | 547 | -19.429 | -19.423 | 0.006 |
| 4 | 645 | -19.869 | -19.927 | -0.058 |
| 4 | 788 | -19.408 | -19.401 | 0.007 |
| 5 | 959 | -19.495 | -19.513 | -0.018 |
| 5 | 991 | -19.346 | -19.320 | 0.026 |
| 5 | 1000 | -19.702 | -19.704 | -0.002 |
| 5 | 1011 | -19.356 | -19.362 | -0.006 |
| 5 | 1087 | -19.228 | -19.233 | -0.005 |
| 5 | 1097 | -19.602 | -19.646 | -0.044 |
| 10 | 180 | -19.549 | -19.997 | -0.448 |
| 10 | 236 | -19.145 | -19.118 | 0.027 |
| 10 | 246 | -19.415 | -19.429 | -0.014 |
| 12 | 190 | -19.652 | -19.670 | -0.018 |
| 12 | 266 | -19.537 | -19.525 | 0.012 |
| 12 | 308 | -19.610 | -19.604 | 0.006 |
| 15 | 848 | -19.317 | -19.336 | -0.019 |
| 15 | 878 | -19.889 | -19.895 | -0.006 |
| 15 | 880 | -19.722 | -19.724 | -0.002 |
| 15 | 942 | -20.039 | -19.598 | 0.441 |
| 15 | 947 | -19.050 | -19.501 | -0.451 |
| 15 | 962 | -19.398 | -19.383 | 0.015 |
| 30 | 1141 | -19.256 | -19.270 | -0.014 |
| 30 | 1242 | -19.215 | -19.209 | 0.006 |
| 30 | 1417 | -19.246 | -19.227 | 0.019 |
| 32 | 1126 | -19.610 | -19.586 | 0.024 |
| 32 | 1165 | -19.300 | -19.318 | -0.018 |
| 32 | 1300 | -19.832 | -19.858 | -0.026 |
| 35 | 376 | -19.684 | -19.696 | -0.012 |
| 35 | 405 | -19.568 | -19.548 | 0.020 |
| 35 | 425 | -19.598 | -19.580 | 0.018 |
| 35 | 492 | -19.574 | -19.555 | 0.019 |
| 35 | 501 | -19.222 | -19.227 | -0.005 |
| 35 | 521 | -19.501 | -19.481 | 0.020 |
| 50 | 300 | -19.447 | -19.447 | 0.000 |
| 50 | 756 | -19.592 | -19.584 | 0.008 |
| 50 | 1100 | -19.688 | -19.668 | 0.020 |
| 52 | 451 | -19.620 | -19.648 | -0.028 |
| 52 | 587 | -19.895 | -19.937 | -0.042 |
| 52 | 956 | -19.829 | -19.823 | 0.006 |
| 55 | 198 | -19.616 | -19.616 | 0.000 |
| 55 | 220 | -19.477 | -19.465 | 0.012 |
| 55 | 665 | -19.502 | -19.512 | -0.010 |
| 55 | 818 | -19.568 | -19.562 | 0.006 |
| 55 | 1057 | -19.361 | -19.349 | 0.012 |
| 55 | 1137 | -19.730 | -19.730 | 0.000 |
| 100 | 448 | -19.308 | -19.769 | -0.461 |
| 100 | 938 | -19.574 | -19.578 | -0.004 |
| 100 | 1051 | -19.550 | -19.556 | -0.006 |
| 102 | 921 | -19.167 | -19.179 | -0.012 |
| 102 | 1113 | -19.604 | -19.614 | -0.010 |
| 102 | 1234 | -19.471 | -19.471 | 0.000 |
| 105 | 194 | -19.548 | -19.580 | -0.032 |
| 105 | 367 | -19.439 | -19.421 | 0.018 |
| 105 | 440 | -19.465 | -19.483 | -0.018 |
| 105 | 477 | -19.210 | -19.192 | 0.018 |
| 105 | 556 | -19.584 | -19.578 | 0.006 |
| 105 | 1213 | -19.157 | -19.143 | 0.014 |
| Max | | -19.050 | -19.096 | 0.441 |
| Average | | -19.506 | -19.515 | -0.009 |
| Min | | -20.039 | -19.997 | -0.461 |
| Std Dev | | 0.207 | 0.210 | 0.127 |

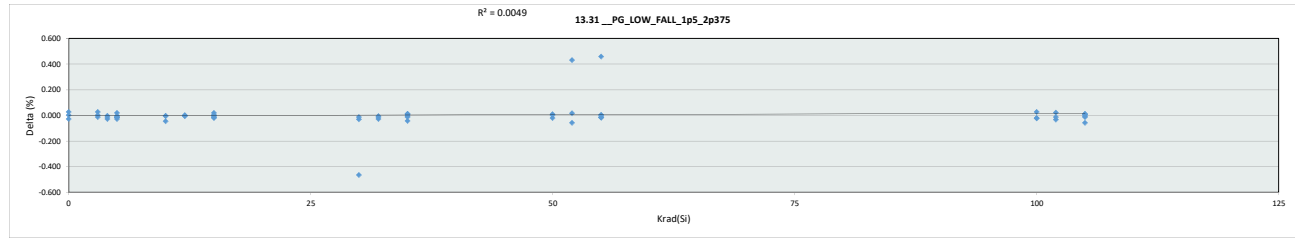


| 13.25_PG_LOW_FALL_1p8_2p375 | | | | |
|-----------------------------|--------|-------------|---------|---------|
| Test Site | Tester | Test Number | Unit | % |
| 0 | 775 | -19.592 | -19.592 | 0.000 |
| 0 | 1088 | -19.228 | -19.220 | 0.008 |
| 0 | 1106 | -19.674 | -19.670 | 0.004 |
| 3 | 817 | -19.518 | -19.096 | 0.422 |
| 3 | 825 | -19.574 | -19.568 | 0.006 |
| 3 | 833 | -19.543 | -19.555 | -0.012 |
| 4 | 547 | -19.429 | -19.423 | 0.006 |
| 4 | 645 | -19.869 | -19.927 | -0.058 |
| 4 | 788 | -19.408 | -19.401 | 0.007 |
| 5 | 959 | -19.495 | -19.513 | -0.018 |
| 5 | 991 | -19.346 | -19.320 | 0.026 |
| 5 | 1000 | -19.702 | -19.704 | -0.002 |
| 5 | 1011 | -19.356 | -19.362 | -0.006 |
| 5 | 1087 | -19.228 | -19.233 | -0.005 |
| 5 | 1097 | -19.602 | -19.646 | -0.044 |
| 10 | 180 | -19.549 | -19.997 | -0.448 |
| 10 | 236 | -19.145 | -19.118 | 0.027 |
| 10 | 246 | -19.415 | -19.429 | -0.014 |
| 12 | 190 | -19.652 | -19.670 | -0.018 |
| 12 | 266 | -19.537 | -19.525 | 0.012 |
| 12 | 308 | -19.610 | -19.604 | 0.006 |
| 15 | 848 | -19.317 | -19.336 | -0.019 |
| 15 | 878 | -19.889 | -19.895 | -0.006 |
| 15 | 880 | -19.722 | -19.724 | -0.002 |
| 15 | 942 | -20.039 | -19.598 | 0.441 |
| 15 | 947 | -19.050 | -19.501 | -0.451 |
| 15 | 962 | -19.398 | -19.383 | 0.015 |
| 30 | 1141 | -19.256 | -19.270 | -0.014 |
| 30 | 1242 | -19.215 | -19.209 | 0.006 |
| 30 | 1417 | -19.246 | -19.227 | 0.019 |
| 32 | 1126 | -19.610 | -19.586 | 0.024 |
| 32 | 1165 | -19.300 | -19.318 | -0.018 |
| 32 | 1300 | -19.832 | -19.858 | -0.026 |
| 35 | 376 | -19.684 | -19.696 | -0.012 |
| 35 | 405 | -19.568 | -19.548 | 0.020 |
| 35 | 425 | -19.598 | -19.580 | 0.018 |
| 35 | 492 | -19.574 | -19.555 | 0.019 |
| 35 | 501 | -19.222 | -19.227 | -0.005 |
| 35 | 521 | -19.501 | -19.481 | 0.020 |
| 50 | 300 | -19.447 | -19.447 | 0.000 |
| 50 | 756 | -19.592 | -19.584 | 0.008 |
| 50 | 1100 | -19.688 | -19.668 | 0.020 |
| 52 | 451 | -19.620 | -19.648 | -0.028 |
| 52 | 587 | -19.895 | -19.937 | -0.042 |
| 52 | 956 | -19.829 | -19.823 | 0.006 |
| 55 | 198 | -19.616 | -19.616 | 0.000 |
| 55 | 220 | -19.477 | -19.465 | 0.012 |
| 55 | 665 | -19.502 | -19.512 | -0.010 |
| 55 | 818 | -19.568 | -19.562 | 0.006 |
| 55 | 1057 | -19.361 | -19.349 | 0.012 |
| 55 | 1137 | -19.730 | -19.730 | 0.000 |
| 100 | 448 | -19.308 | -19.769 | -0.461 |
| 100 | 938 | -19.574 | -19.578 | -0.004 |
| 100 | 1051 | -19.550 | -19.556 | -0.006 |
| 102 | 921 | -19.167 | -19.179 | -0.012 |
| 102 | 1113 | -19.604 | -19.614 | -0.010 |
| 102 | 1234 | -19.471 | -19.471 | 0.000 |
| 105 | 194 | -19.548 | -19.580 | -0.032 |
| 105 | 367 | -19.439 | -19.421 | 0.018 |
| 105 | 440 | -19.465 | -19.483 | -0.018 |
| 105 | 477 | -19.210 | -19.192 | 0.018 |
| 105 | 556 | -19.584 | -19.578 | 0.006 |
| 105 | 1213 | -19.157 | -19.143 | 0.014 |
| LL | | -21.000 | -21.000 | -21.000 |
| Min | | -19.670 | -19.568 | -19.927 |
| Average | | -19.494 | -19.406 | -19.584 |
| Max | | -19.220 | -19.096 | -19.401 |
| UL | | -18.000 | -18.000 | -18.000 |

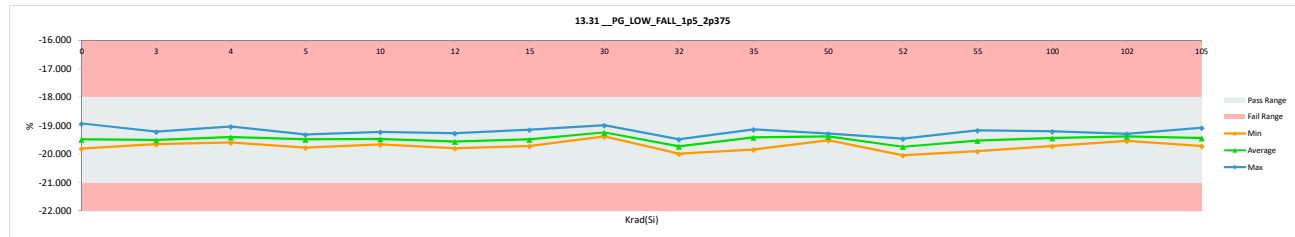


HDR TID Report
TPS7H3302-SP QML CALSS P

| 13.31_PG_LOW_FALL_1p5_2p375 | | | | |
|-----------------------------|----------|-------------|---------|--------|
| Test Site | Tester | Test Number | Unit | Unit |
| | | | % | % |
| Max Limit | | | -18 | -18 |
| Min Limit | | | -21 | -21 |
| Krad(Si) | Serial # | PRE | POST | Delta |
| 0 | 775 | -19.702 | -19.695 | 0.007 |
| 0 | 1088 | -18.903 | -18.927 | -0.024 |
| 0 | 1106 | -19.841 | -19.810 | 0.031 |
| 3 | 817 | -19.646 | -19.639 | 0.007 |
| 3 | 825 | -19.242 | -19.211 | 0.031 |
| 3 | 833 | -19.644 | -19.652 | -0.008 |
| 4 | 847 | -19.038 | -19.036 | 0.002 |
| 4 | 645 | -19.543 | -19.567 | -0.024 |
| 4 | 788 | -19.588 | -19.595 | -0.007 |
| 5 | 959 | -19.609 | -19.632 | -0.023 |
| 5 | 991 | -19.393 | -19.400 | -0.007 |
| 5 | 1000 | -19.766 | -19.776 | -0.010 |
| 5 | 1011 | -19.451 | -19.427 | 0.024 |
| 5 | 1087 | -19.356 | -19.355 | 0.001 |
| 5 | 1097 | -19.307 | -19.314 | -0.007 |
| 10 | 180 | -19.621 | -19.661 | -0.040 |
| 10 | 236 | -19.225 | -19.225 | 0.000 |
| 10 | 246 | -19.522 | -19.521 | 0.001 |
| 12 | 190 | -19.805 | -19.803 | 0.002 |
| 12 | 266 | -19.630 | -19.630 | 0.000 |
| 12 | 308 | -19.271 | -19.263 | 0.008 |
| 15 | 848 | -19.473 | -19.480 | -0.007 |
| 15 | 878 | -19.544 | -19.560 | -0.016 |
| 15 | 880 | -19.413 | -19.406 | 0.007 |
| 15 | 942 | -19.717 | -19.724 | -0.007 |
| 15 | 947 | -19.169 | -19.145 | 0.024 |
| 15 | 962 | -19.567 | -19.559 | 0.008 |
| 30 | 1141 | -18.977 | -18.985 | -0.008 |
| 30 | 1242 | -19.334 | -19.359 | -0.025 |
| 30 | 1417 | -18.919 | -19.379 | -0.460 |
| 32 | 1126 | -19.710 | -19.733 | -0.023 |
| 32 | 1165 | -19.473 | -19.480 | -0.007 |
| 32 | 1300 | -19.989 | -19.989 | 0.000 |
| 35 | 376 | -19.803 | -19.841 | -0.038 |
| 35 | 405 | -19.249 | -19.232 | 0.017 |
| 35 | 425 | -19.256 | -19.240 | 0.016 |
| 35 | 492 | -19.688 | -19.688 | 0.000 |
| 35 | 501 | -19.365 | -19.355 | 0.010 |
| 35 | 521 | -19.123 | -19.131 | -0.008 |
| 50 | 300 | -19.529 | -19.515 | 0.014 |
| 50 | 756 | -19.262 | -19.278 | -0.016 |
| 50 | 1100 | -19.356 | -19.349 | 0.007 |
| 52 | 451 | -19.753 | -19.731 | 0.022 |
| 52 | 587 | -19.996 | -20.048 | -0.052 |
| 52 | 956 | -19.895 | -19.459 | 0.436 |
| 55 | 198 | -19.755 | -19.746 | 0.009 |
| 55 | 220 | -19.572 | -19.582 | -0.010 |
| 55 | 665 | -19.153 | -19.167 | -0.014 |
| 55 | 818 | -19.712 | -19.249 | 0.463 |
| 55 | 1057 | -19.522 | -19.517 | 0.005 |
| 55 | 1137 | -19.889 | -19.897 | -0.008 |
| 100 | 448 | -19.384 | -19.399 | -0.015 |
| 100 | 938 | -19.702 | -19.719 | -0.017 |
| 100 | 1051 | -19.227 | -19.196 | 0.031 |
| 102 | 921 | -19.307 | -19.314 | -0.007 |
| 102 | 1113 | -19.264 | -19.293 | -0.029 |
| 102 | 1234 | -19.572 | -19.544 | 0.028 |
| 105 | 194 | -19.690 | -19.681 | 0.009 |
| 105 | 367 | -19.087 | -19.073 | 0.014 |
| 105 | 440 | -19.551 | -19.603 | -0.052 |
| 105 | 477 | -19.305 | -19.305 | 0.000 |
| 105 | 556 | -19.710 | -19.719 | -0.009 |
| 105 | 1213 | -19.249 | -19.233 | 0.016 |
| Max | | -18.903 | -18.927 | 0.463 |
| Average | | -19.481 | -19.477 | 0.004 |
| Min | | -19.996 | -20.048 | -0.460 |
| Std Dev | | 0.262 | 0.250 | 0.101 |

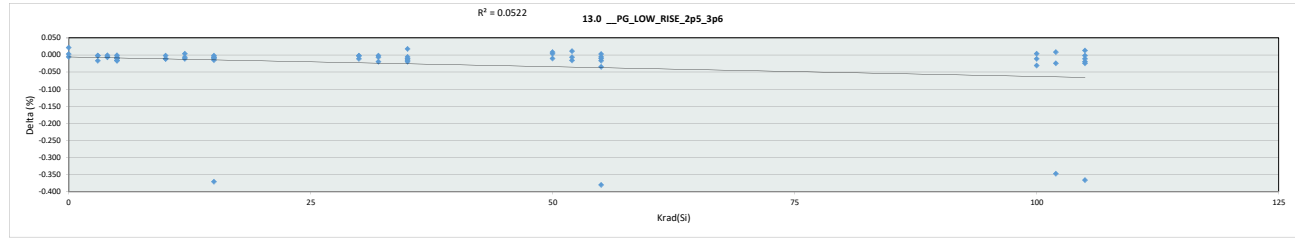


| 13.31_PG_LOW_FALL_1p5_2p375 | | | | | | | | | | | | | | | | |
|-----------------------------|---------|-------------|---------|---------|---------|---------|---------|---------|---------|---------|---------|---------|---------|---------|---------|---------|
| Test Site | Tester | Test Number | Unit | Unit | Unit | Unit | Unit | Unit | Unit | Unit | Unit | Unit | | | | |
| | | | % | % | % | % | % | % | % | % | % | % | | | | |
| Max Limit | | | -18 | | | | | | | | | | | | | |
| Min Limit | | | -21 | | | | | | | | | | | | | |
| Krad(Si) | 0 | 3 | 4 | 5 | 10 | 12 | 15 | 30 | 32 | 35 | 50 | 52 | 55 | 100 | 102 | 105 |
| LL | -21.000 | -21.000 | -21.000 | -21.000 | -21.000 | -21.000 | -21.000 | -21.000 | -21.000 | -21.000 | -21.000 | -21.000 | -21.000 | -21.000 | -21.000 | -21.000 |
| Min | -19.810 | -19.652 | -19.595 | -19.776 | -19.661 | -19.803 | -19.724 | -19.379 | -19.989 | -19.841 | -19.515 | -20.048 | -19.897 | -19.719 | -19.544 | -19.719 |
| Average | -19.477 | -19.501 | -19.399 | -19.484 | -19.469 | -19.565 | -19.479 | -19.241 | -19.734 | -19.415 | -19.381 | -19.746 | -19.526 | -19.438 | -19.384 | -19.436 |
| Max | -18.927 | -19.211 | -19.036 | -19.314 | -19.225 | -19.263 | -19.145 | -18.985 | -19.480 | -19.131 | -19.278 | -19.459 | -19.167 | -19.196 | -19.293 | -19.073 |
| UL | -18.000 | -18.000 | -18.000 | -18.000 | -18.000 | -18.000 | -18.000 | -18.000 | -18.000 | -18.000 | -18.000 | -18.000 | -18.000 | -18.000 | -18.000 | -18.000 |

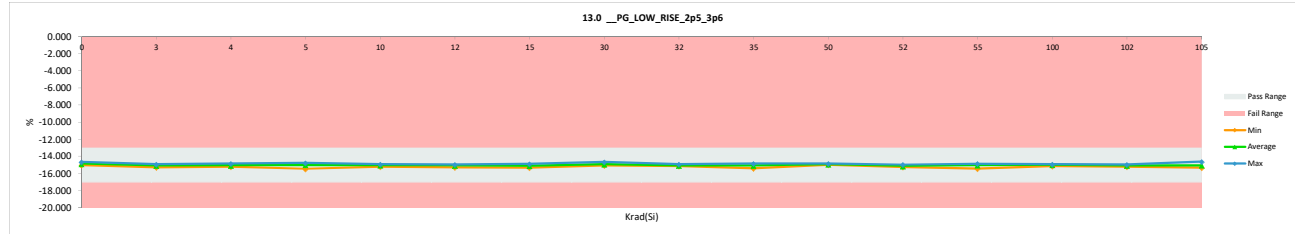


HDR TID Report
TPS7H3302-SP QML CALSS P

| 13.0 __PG_LOW_RISE_2p5_3p6 | | | | |
|----------------------------|----------|-------------|---------|--------|
| Test Site | Tester | Test Number | Unit | % |
| | | | | |
| Max Limit | | | -13 | -13 |
| Min Limit | | | -17 | -17 |
| Krad(Si) | Serial # | PRE | POST | Delta |
| 0 | 775 | -14.964 | -14.941 | 0.023 |
| 0 | 1088 | -14.651 | -14.647 | 0.004 |
| 0 | 1106 | -15.010 | -15.014 | -0.004 |
| 3 | 817 | -14.913 | -14.928 | -0.015 |
| 3 | 825 | -14.936 | -14.936 | 0.000 |
| 3 | 833 | -15.301 | -15.301 | 0.000 |
| 4 | 547 | -14.821 | -14.826 | -0.005 |
| 4 | 645 | -15.223 | -15.227 | -0.004 |
| 4 | 788 | -15.138 | -15.137 | 0.001 |
| 5 | 959 | -14.876 | -14.881 | -0.005 |
| 5 | 991 | -14.747 | -14.761 | -0.014 |
| 5 | 1000 | -15.449 | -15.464 | -0.015 |
| 5 | 1011 | -14.766 | -14.765 | 0.001 |
| 5 | 1087 | -15.019 | -15.028 | -0.009 |
| 5 | 1097 | -14.964 | -14.973 | -0.009 |
| 10 | 180 | -14.932 | -14.932 | 0.000 |
| 10 | 236 | -14.922 | -14.932 | -0.010 |
| 10 | 246 | -15.200 | -15.210 | -0.010 |
| 12 | 190 | -15.001 | -14.996 | 0.005 |
| 12 | 266 | -15.291 | -15.301 | -0.010 |
| 12 | 308 | -14.959 | -14.964 | -0.005 |
| 15 | 848 | -15.083 | -15.096 | -0.013 |
| 15 | 878 | -15.218 | -15.223 | -0.005 |
| 15 | 880 | -15.046 | -15.051 | -0.005 |
| 15 | 942 | -14.949 | -15.318 | -0.369 |
| 15 | 947 | -14.886 | -14.895 | -0.009 |
| 15 | 962 | -15.134 | -15.134 | 0.000 |
| 30 | 1141 | -15.041 | -15.051 | -0.010 |
| 30 | 1242 | -15.024 | -15.024 | 0.000 |
| 30 | 1417 | -14.655 | -14.656 | -0.001 |
| 32 | 1126 | -14.931 | -14.931 | 0.000 |
| 32 | 1165 | -15.079 | -15.097 | -0.018 |
| 32 | 1300 | -15.124 | -15.129 | -0.005 |
| 35 | 376 | -15.379 | -15.397 | -0.018 |
| 35 | 405 | -14.931 | -14.941 | -0.010 |
| 35 | 425 | -14.945 | -14.959 | -0.014 |
| 35 | 492 | -15.300 | -15.310 | -0.010 |
| 35 | 501 | -15.010 | -15.014 | -0.004 |
| 35 | 521 | -14.867 | -14.848 | 0.019 |
| 50 | 300 | -14.845 | -14.840 | 0.005 |
| 50 | 756 | -14.955 | -14.964 | -0.009 |
| 50 | 1100 | -15.010 | -15.000 | 0.010 |
| 52 | 451 | -14.987 | -14.974 | 0.013 |
| 52 | 587 | -15.228 | -15.242 | -0.014 |
| 52 | 956 | -15.168 | -15.173 | -0.005 |
| 55 | 198 | -14.949 | -14.964 | -0.015 |
| 55 | 220 | -14.859 | -14.863 | -0.004 |
| 55 | 665 | -14.876 | -14.909 | -0.033 |
| 55 | 818 | -14.932 | -14.941 | -0.009 |
| 55 | 1057 | -15.106 | -15.102 | 0.004 |
| 55 | 1137 | -15.055 | -15.433 | -0.378 |
| 100 | 448 | -15.122 | -15.132 | -0.010 |
| 100 | 938 | -14.922 | -14.951 | -0.029 |
| 100 | 1051 | -14.928 | -14.923 | 0.005 |
| 102 | 921 | -14.974 | -14.964 | 0.010 |
| 102 | 1113 | -14.950 | -14.973 | -0.023 |
| 102 | 1234 | -14.872 | -15.218 | -0.346 |
| 105 | 194 | -15.310 | -15.320 | -0.010 |
| 105 | 367 | -14.836 | -14.821 | 0.015 |
| 105 | 440 | -15.223 | -15.241 | -0.018 |
| 105 | 477 | -14.628 | -14.628 | 0.000 |
| 105 | 556 | -14.964 | -15.328 | -0.364 |
| 105 | 1213 | -14.941 | -14.964 | -0.023 |
| Max | | -14.628 | -14.628 | 0.023 |
| Average | | -15.005 | -15.033 | -0.028 |
| Min | | -15.449 | -15.464 | -0.378 |
| Std Dev | | 0.171 | 0.190 | 0.089 |

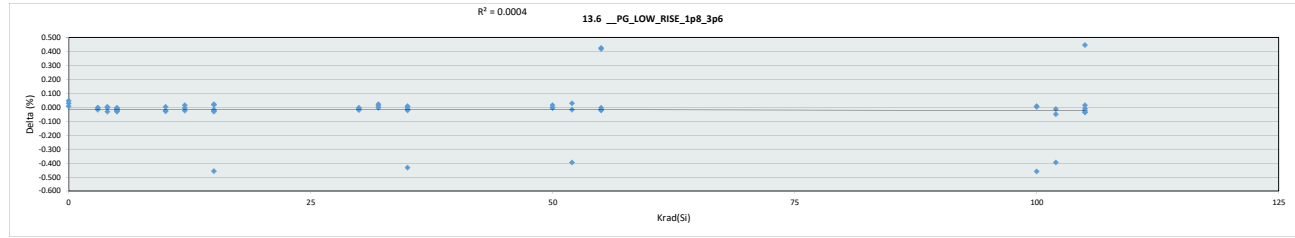


| 13.0 __PG_LOW_RISE_2p5_3p6 | | | | | | | | | | | | | | | | |
|----------------------------|---------|-------------|---------|---------|---------|---------|---------|---------|---------|---------|---------|---------|---------|---------|---------|---------|
| Test Site | Tester | Test Number | Unit | % | | | | | | | | | | | | |
| Max Limit | | | -13 | % | | | | | | | | | | | | |
| Min Limit | | | -17 | % | | | | | | | | | | | | |
| Krad(Si) | 0 | 3 | 4 | 5 | 10 | 12 | 15 | 30 | 32 | 35 | 50 | 52 | 55 | 100 | 102 | 105 |
| LL | -17.000 | -17.000 | -17.000 | -17.000 | -17.000 | -17.000 | -17.000 | -17.000 | -17.000 | -17.000 | -17.000 | -17.000 | -17.000 | -17.000 | -17.000 | -17.000 |
| Min | -15.014 | -15.301 | -15.227 | -15.464 | -15.210 | -15.301 | -15.318 | -15.051 | -15.129 | -15.397 | -15.000 | -15.242 | -15.433 | -15.132 | -15.218 | -15.328 |
| Average | -14.867 | -15.055 | -15.063 | -14.979 | -15.025 | -15.087 | -15.120 | -14.910 | -15.052 | -15.078 | -14.935 | -15.130 | -15.035 | -15.002 | -15.052 | -15.050 |
| Max | -14.647 | -14.928 | -14.826 | -14.761 | -14.932 | -14.964 | -14.895 | -14.656 | -14.931 | -14.848 | -14.840 | -14.974 | -14.863 | -14.923 | -14.964 | -14.628 |
| UL | -13.000 | -13.000 | -13.000 | -13.000 | -13.000 | -13.000 | -13.000 | -13.000 | -13.000 | -13.000 | -13.000 | -13.000 | -13.000 | -13.000 | -13.000 | -13.000 |

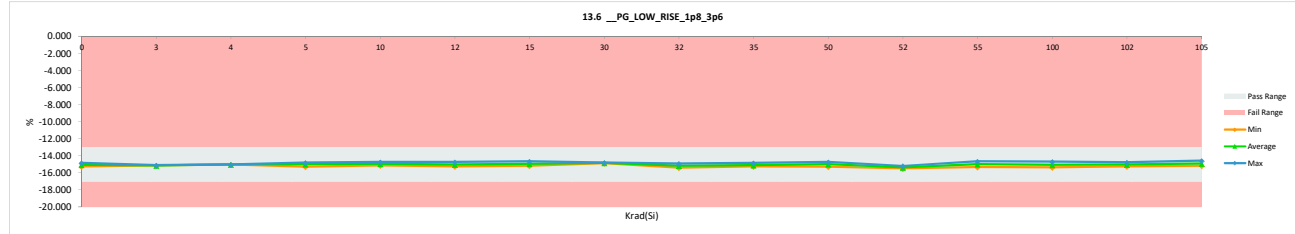


HDR TID Report
TPS7H3302-SP QML CALSS P

| 13.6 __PG_LOW_RISE_1p8_3p6 | | | | |
|----------------------------|--------|-------------|---------|--------|
| Test Site | Tester | Test Number | Unit | % |
| 0 | 775 | -15.185 | -15.152 | 0.033 |
| 0 | 1088 | -14.831 | -14.818 | 0.013 |
| 0 | 1106 | -15.298 | -15.247 | 0.051 |
| 3 | 817 | -15.107 | -15.107 | 0.000 |
| 3 | 825 | -15.139 | -15.151 | -0.012 |
| 3 | 833 | -15.132 | -15.132 | 0.000 |
| 4 | 847 | -14.986 | -15.012 | -0.026 |
| 4 | 645 | -15.037 | -15.030 | 0.007 |
| 4 | 788 | -15.022 | -15.022 | 0.000 |
| 5 | 959 | -15.075 | -15.081 | -0.006 |
| 5 | 991 | -14.884 | -14.904 | -0.020 |
| 5 | 1000 | -15.262 | -15.283 | -0.021 |
| 5 | 1011 | -14.935 | -14.942 | -0.007 |
| 5 | 1087 | -14.832 | -14.831 | 0.001 |
| 5 | 1097 | -14.754 | -14.780 | -0.026 |
| 10 | 180 | -15.126 | -15.146 | -0.020 |
| 10 | 236 | -14.711 | -14.704 | 0.007 |
| 10 | 246 | -14.980 | -15.005 | -0.025 |
| 12 | 190 | -15.234 | -15.253 | -0.019 |
| 12 | 266 | -15.099 | -15.100 | -0.001 |
| 12 | 308 | -14.749 | -14.729 | 0.020 |
| 15 | 848 | -14.934 | -14.913 | 0.021 |
| 15 | 878 | -15.018 | -15.030 | -0.012 |
| 15 | 880 | -14.882 | -14.856 | 0.026 |
| 15 | 942 | -14.735 | -15.189 | -0.454 |
| 15 | 947 | -14.620 | -14.646 | -0.026 |
| 15 | 962 | -14.970 | -14.990 | -0.020 |
| 30 | 1141 | -14.857 | -14.871 | -0.014 |
| 30 | 1242 | -14.806 | -14.812 | -0.006 |
| 30 | 1417 | -14.831 | -14.831 | 0.000 |
| 32 | 1126 | -15.184 | -15.184 | 0.000 |
| 32 | 1165 | -14.914 | -14.900 | 0.014 |
| 32 | 1300 | -15.436 | -15.410 | 0.026 |
| 35 | 376 | -15.266 | -15.253 | 0.013 |
| 35 | 405 | -15.153 | -15.170 | -0.017 |
| 35 | 425 | -15.177 | -15.184 | -0.007 |
| 35 | 492 | -15.158 | -15.151 | 0.007 |
| 35 | 501 | -14.819 | -14.831 | -0.012 |
| 35 | 521 | -14.634 | -15.062 | -0.428 |
| 50 | 300 | -15.024 | -15.005 | 0.019 |
| 50 | 756 | -14.729 | -14.729 | 0.000 |
| 50 | 1100 | -15.272 | -15.272 | 0.000 |
| 52 | 451 | -15.222 | -15.190 | 0.032 |
| 52 | 587 | -15.479 | -15.492 | -0.013 |
| 52 | 956 | -14.987 | -15.377 | -0.390 |
| 55 | 198 | -15.184 | -15.196 | -0.012 |
| 55 | 220 | -15.037 | -15.050 | -0.013 |
| 55 | 665 | -15.088 | -14.665 | 0.423 |
| 55 | 818 | -15.172 | -14.743 | 0.429 |
| 55 | 1057 | -14.946 | -14.946 | 0.000 |
| 55 | 1137 | -15.317 | -15.335 | -0.018 |
| 100 | 448 | -14.897 | -15.353 | -0.456 |
| 100 | 938 | -15.172 | -15.164 | 0.008 |
| 100 | 1051 | -14.691 | -14.678 | 0.013 |
| 102 | 921 | -14.768 | -14.775 | -0.007 |
| 102 | 1113 | -15.190 | -15.235 | -0.045 |
| 102 | 1234 | -14.628 | -15.018 | -0.390 |
| 105 | 194 | -15.140 | -15.172 | -0.032 |
| 105 | 367 | -15.012 | -14.562 | 0.450 |
| 105 | 440 | -15.031 | -15.063 | -0.032 |
| 105 | 477 | -14.780 | -14.800 | -0.020 |
| 105 | 556 | -15.171 | -15.177 | -0.006 |
| 105 | 1213 | -14.729 | -14.710 | 0.019 |
| Max | | -14.620 | -14.562 | 0.450 |
| Average | | -15.007 | -15.023 | -0.016 |
| Min | | -15.479 | -15.492 | -0.456 |
| Std Dev | | 0.205 | 0.216 | 0.154 |

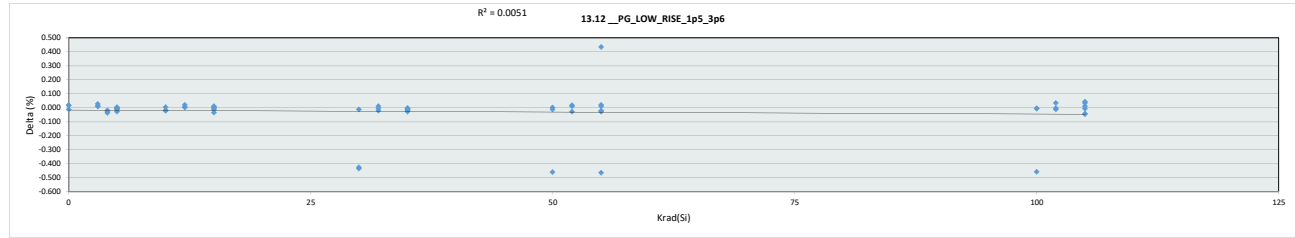


| 13.6 __PG_LOW_RISE_1p8_3p6 | | | | |
|----------------------------|--------|-------------|---------|--------|
| Test Site | Tester | Test Number | Unit | % |
| 0 | 775 | -15.185 | -15.152 | 0.033 |
| 0 | 1088 | -14.831 | -14.818 | 0.013 |
| 0 | 1106 | -15.298 | -15.247 | 0.051 |
| 3 | 817 | -15.107 | -15.107 | 0.000 |
| 3 | 825 | -15.139 | -15.151 | -0.012 |
| 3 | 833 | -15.132 | -15.132 | 0.000 |
| 4 | 847 | -14.986 | -15.012 | -0.026 |
| 4 | 645 | -15.037 | -15.030 | 0.007 |
| 4 | 788 | -15.022 | -15.022 | 0.000 |
| 5 | 959 | -15.075 | -15.081 | -0.006 |
| 5 | 991 | -14.884 | -14.904 | -0.020 |
| 5 | 1000 | -15.262 | -15.283 | -0.021 |
| 5 | 1011 | -14.935 | -14.942 | -0.007 |
| 5 | 1087 | -14.832 | -14.831 | 0.001 |
| 5 | 1097 | -14.754 | -14.780 | -0.026 |
| 10 | 180 | -15.126 | -15.146 | -0.020 |
| 10 | 236 | -14.711 | -14.704 | 0.007 |
| 10 | 246 | -14.980 | -15.005 | -0.025 |
| 12 | 190 | -15.234 | -15.253 | -0.019 |
| 12 | 266 | -15.099 | -15.100 | -0.001 |
| 12 | 308 | -14.749 | -14.729 | 0.020 |
| 15 | 848 | -14.934 | -14.913 | 0.021 |
| 15 | 878 | -15.018 | -15.030 | -0.012 |
| 15 | 880 | -14.882 | -14.856 | 0.026 |
| 15 | 942 | -14.735 | -15.189 | -0.454 |
| 15 | 947 | -14.620 | -14.646 | -0.026 |
| 15 | 962 | -14.970 | -14.990 | -0.020 |
| 30 | 1141 | -14.857 | -14.871 | -0.014 |
| 30 | 1242 | -14.806 | -14.812 | -0.006 |
| 30 | 1417 | -14.831 | -14.831 | 0.000 |
| 32 | 1126 | -15.184 | -15.184 | 0.000 |
| 32 | 1165 | -14.914 | -14.900 | 0.014 |
| 32 | 1300 | -15.436 | -15.410 | 0.026 |
| 35 | 376 | -15.266 | -15.253 | 0.013 |
| 35 | 405 | -15.153 | -15.170 | -0.017 |
| 35 | 425 | -15.177 | -15.184 | -0.007 |
| 35 | 492 | -15.158 | -15.151 | 0.007 |
| 35 | 501 | -14.819 | -14.831 | -0.012 |
| 35 | 521 | -14.634 | -15.062 | -0.428 |
| 50 | 300 | -15.024 | -15.005 | 0.019 |
| 50 | 756 | -14.729 | -14.729 | 0.000 |
| 50 | 1100 | -15.272 | -15.272 | 0.000 |
| 52 | 451 | -15.222 | -15.190 | 0.032 |
| 52 | 587 | -15.479 | -15.492 | -0.013 |
| 52 | 956 | -14.987 | -15.377 | -0.390 |
| 55 | 198 | -15.184 | -15.196 | -0.012 |
| 55 | 220 | -15.037 | -15.050 | -0.013 |
| 55 | 665 | -15.088 | -14.665 | 0.423 |
| 55 | 818 | -15.172 | -14.743 | 0.429 |
| 55 | 1057 | -14.946 | -14.946 | 0.000 |
| 55 | 1137 | -15.317 | -15.335 | -0.018 |
| 100 | 448 | -14.897 | -15.353 | -0.456 |
| 100 | 938 | -15.172 | -15.164 | 0.008 |
| 100 | 1051 | -14.691 | -14.678 | 0.013 |
| 102 | 921 | -14.768 | -14.775 | -0.007 |
| 102 | 1113 | -15.190 | -15.235 | -0.045 |
| 102 | 1234 | -14.628 | -15.018 | -0.390 |
| 105 | 194 | -15.140 | -15.172 | -0.032 |
| 105 | 367 | -15.012 | -14.562 | 0.450 |
| 105 | 440 | -15.031 | -15.063 | -0.032 |
| 105 | 477 | -14.780 | -14.800 | -0.020 |
| 105 | 556 | -15.171 | -15.177 | -0.006 |
| 105 | 1213 | -14.729 | -14.710 | 0.019 |
| Max | | -14.620 | -14.562 | 0.450 |
| Average | | -15.007 | -15.023 | -0.016 |
| Min | | -15.479 | -15.492 | -0.456 |
| Std Dev | | 0.205 | 0.216 | 0.154 |

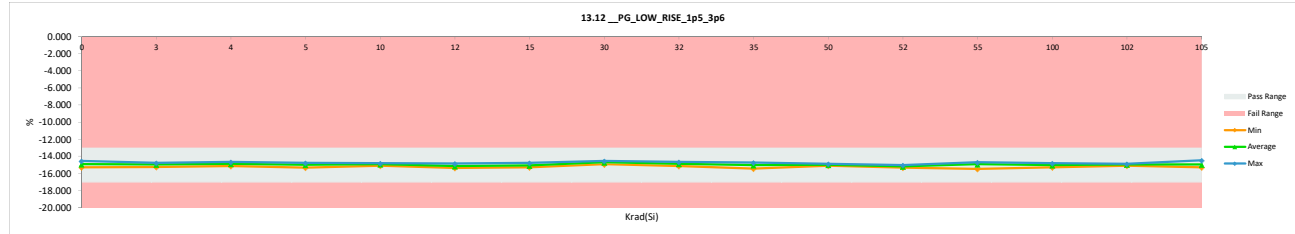


HDR TID Report
TPS7H3302-SP QML CALSS P

| 13.12_PG_LOW_RISE_1p5_3p6 | | | | |
|---------------------------|--------|-------------|------|---------|
| Test Site | Tester | Test Number | Unit | % |
| 0 | 775 | -15.304 | POST | -15.281 |
| 0 | 1088 | -14.559 | POST | -14.536 |
| 0 | 1106 | -14.965 | POST | -14.972 |
| 3 | 817 | -14.812 | POST | -14.781 |
| 3 | 825 | -14.827 | POST | -14.812 |
| 3 | 833 | -15.259 | POST | -15.243 |
| 4 | 847 | -14.636 | POST | -14.668 |
| 4 | 645 | -15.129 | POST | -15.144 |
| 4 | 788 | -14.756 | POST | -14.780 |
| 5 | 959 | -14.760 | POST | -14.760 |
| 5 | 991 | -14.968 | POST | -14.960 |
| 5 | 1000 | -15.324 | POST | -15.348 |
| 5 | 1011 | -15.007 | POST | -15.006 |
| 5 | 1087 | -14.965 | POST | -14.965 |
| 5 | 1097 | -14.921 | POST | -14.927 |
| 10 | 180 | -14.797 | POST | -14.812 |
| 10 | 236 | -14.828 | POST | -14.844 |
| 10 | 246 | -15.098 | POST | -15.090 |
| 12 | 190 | -15.380 | POST | -15.372 |
| 12 | 266 | -15.220 | POST | -15.212 |
| 12 | 308 | -14.874 | POST | -14.850 |
| 15 | 848 | -15.094 | POST | -15.103 |
| 15 | 878 | -15.137 | POST | -15.136 |
| 15 | 880 | -15.042 | POST | -15.026 |
| 15 | 942 | -15.311 | POST | -15.304 |
| 15 | 947 | -14.759 | POST | -14.751 |
| 15 | 962 | -15.171 | POST | -15.202 |
| 30 | 1141 | -14.582 | POST | -14.590 |
| 30 | 1242 | -14.521 | POST | -14.942 |
| 30 | 1417 | -14.097 | POST | -14.528 |
| 32 | 1126 | -14.858 | POST | -14.858 |
| 32 | 1165 | -14.635 | POST | -14.651 |
| 32 | 1300 | -15.155 | POST | -15.140 |
| 35 | 376 | -15.410 | POST | -15.434 |
| 35 | 405 | -14.844 | POST | -14.843 |
| 35 | 425 | -14.843 | POST | -14.843 |
| 35 | 492 | -15.296 | POST | -15.305 |
| 35 | 501 | -14.958 | POST | -14.972 |
| 35 | 521 | -14.720 | POST | -14.729 |
| 50 | 300 | -14.659 | POST | -15.114 |
| 50 | 756 | -14.866 | POST | -14.874 |
| 50 | 1100 | -14.988 | POST | -14.982 |
| 52 | 451 | -15.350 | POST | -15.327 |
| 52 | 587 | -15.152 | POST | -15.175 |
| 52 | 956 | -15.053 | POST | -15.037 |
| 55 | 198 | -14.467 | POST | -14.927 |
| 55 | 220 | -15.167 | POST | -14.729 |
| 55 | 665 | -14.760 | POST | -14.782 |
| 55 | 818 | -14.844 | POST | -14.860 |
| 55 | 1057 | -14.705 | POST | -14.689 |
| 55 | 1137 | -15.494 | POST | -15.470 |
| 100 | 448 | -14.968 | POST | -14.968 |
| 100 | 938 | -14.828 | POST | -15.281 |
| 100 | 1051 | -14.812 | POST | -14.812 |
| 102 | 921 | -14.896 | POST | -14.904 |
| 102 | 1113 | -14.875 | POST | -14.872 |
| 102 | 1234 | -15.152 | POST | -15.114 |
| 105 | 194 | -15.234 | POST | -15.274 |
| 105 | 367 | -14.706 | POST | -14.667 |
| 105 | 440 | -15.137 | POST | -15.175 |
| 105 | 477 | -14.498 | POST | -14.483 |
| 105 | 556 | -15.295 | POST | -15.297 |
| 105 | 1213 | -14.891 | POST | -14.843 |
| Max | | -14.097 | | -14.483 |
| Average | | -14.946 | | -14.974 |
| Min | | -15.494 | | -15.470 |
| Std Dev | | 0.271 | | 0.241 |

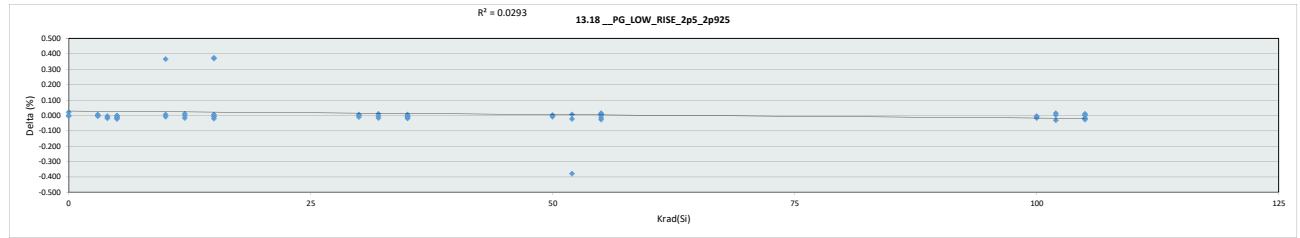


| 13.12_PG_LOW_RISE_1p5_3p6 | | | | | | | | | | | | |
|---------------------------|--------|-------------|------|---------|--|--|--|--|--|--|--|--|
| Test Site | Tester | Test Number | Unit | % | | | | | | | | |
| 0 | 775 | -15.304 | POST | -15.281 | | | | | | | | |
| 0 | 1088 | -14.559 | POST | -14.536 | | | | | | | | |
| 0 | 1106 | -14.965 | POST | -14.972 | | | | | | | | |
| 3 | 817 | -14.812 | POST | -14.781 | | | | | | | | |
| 3 | 825 | -14.827 | POST | -14.812 | | | | | | | | |
| 3 | 833 | -15.259 | POST | -15.243 | | | | | | | | |
| 4 | 847 | -14.636 | POST | -14.668 | | | | | | | | |
| 4 | 645 | -15.129 | POST | -15.144 | | | | | | | | |
| 4 | 788 | -14.756 | POST | -14.780 | | | | | | | | |
| 5 | 959 | -14.760 | POST | -14.760 | | | | | | | | |
| 5 | 991 | -14.968 | POST | -14.960 | | | | | | | | |
| 5 | 1000 | -15.324 | POST | -15.348 | | | | | | | | |
| 5 | 1011 | -15.007 | POST | -15.006 | | | | | | | | |
| 5 | 1087 | -14.965 | POST | -14.965 | | | | | | | | |
| 5 | 1097 | -14.921 | POST | -14.927 | | | | | | | | |
| 10 | 180 | -14.797 | POST | -14.812 | | | | | | | | |
| 10 | 236 | -14.828 | POST | -14.844 | | | | | | | | |
| 10 | 246 | -15.098 | POST | -15.090 | | | | | | | | |
| 12 | 190 | -15.380 | POST | -15.372 | | | | | | | | |
| 12 | 266 | -15.220 | POST | -15.212 | | | | | | | | |
| 12 | 308 | -14.874 | POST | -14.850 | | | | | | | | |
| 15 | 848 | -15.094 | POST | -15.103 | | | | | | | | |
| 15 | 878 | -15.137 | POST | -15.136 | | | | | | | | |
| 15 | 880 | -15.042 | POST | -15.026 | | | | | | | | |
| 15 | 942 | -15.311 | POST | -15.304 | | | | | | | | |
| 15 | 947 | -14.759 | POST | -14.751 | | | | | | | | |
| 15 | 962 | -15.171 | POST | -15.202 | | | | | | | | |
| 30 | 1141 | -14.582 | POST | -14.590 | | | | | | | | |
| 30 | 1242 | -14.521 | POST | -14.942 | | | | | | | | |
| 30 | 1417 | -14.097 | POST | -14.528 | | | | | | | | |
| 32 | 1126 | -14.858 | POST | -14.858 | | | | | | | | |
| 32 | 1165 | -14.635 | POST | -14.651 | | | | | | | | |
| 32 | 1300 | -15.155 | POST | -15.140 | | | | | | | | |
| 35 | 376 | -15.410 | POST | -15.434 | | | | | | | | |
| 35 | 405 | -14.844 | POST | -14.843 | | | | | | | | |
| 35 | 425 | -14.843 | POST | -14.843 | | | | | | | | |
| 35 | 492 | -15.296 | POST | -15.305 | | | | | | | | |
| 35 | 501 | -14.958 | POST | -14.972 | | | | | | | | |
| 35 | 521 | -14.720 | POST | -14.729 | | | | | | | | |
| 50 | 300 | -14.659 | POST | -15.114 | | | | | | | | |
| 50 | 756 | -14.866 | POST | -14.874 | | | | | | | | |
| 50 | 1100 | -14.988 | POST | -14.982 | | | | | | | | |
| 52 | 451 | -15.350 | POST | -15.327 | | | | | | | | |
| 52 | 587 | -15.152 | POST | -15.175 | | | | | | | | |
| 52 | 956 | -15.053 | POST | -15.037 | | | | | | | | |
| 55 | 198 | -14.467 | POST | -14.927 | | | | | | | | |
| 55 | 220 | -15.167 | POST | -14.729 | | | | | | | | |
| 55 | 665 | -14.760 | POST | -14.782 | | | | | | | | |
| 55 | 818 | -14.844 | POST | -14.860 | | | | | | | | |
| 55 | 1057 | -14.705 | POST | -14.689 | | | | | | | | |
| 55 | 1137 | -15.494 | POST | -15.470 | | | | | | | | |
| 100 | 448 | -14.968 | POST | -14.968 | | | | | | | | |
| 100 | 938 | -14.828 | POST | -15.281 | | | | | | | | |
| 100 | 1051 | -14.812 | POST | -14.812 | | | | | | | | |
| 102 | 921 | -14.896 | POST | -14.904 | | | | | | | | |
| 102 | 1113 | -14.875 | POST | -14.872 | | | | | | | | |
| 102 | 1234 | -15.152 | POST | -15.114 | | | | | | | | |
| 105 | 194 | -15.234 | POST | -15.274 | | | | | | | | |
| 105 | 367 | -14.706 | POST | -14.667 | | | | | | | | |
| 105 | 440 | -15.137 | POST | -15.175 | | | | | | | | |
| 105 | 477 | -14.498 | POST | -14.483 | | | | | | | | |
| 105 | 556 | -15.295 | POST | -15.297 | | | | | | | | |
| 105 | 1213 | -14.891 | POST | -14.843 | | | | | | | | |
| LL | | -17.000 | | -17.000 | | | | | | | | |
| Min | | -15.281 | | -15.243 | | | | | | | | |
| Average | | -14.930 | | -14.945 | | | | | | | | |
| Max | | -14.536 | | -14.781 | | | | | | | | |
| UL | | -13.000 | | -13.000 | | | | | | | | |

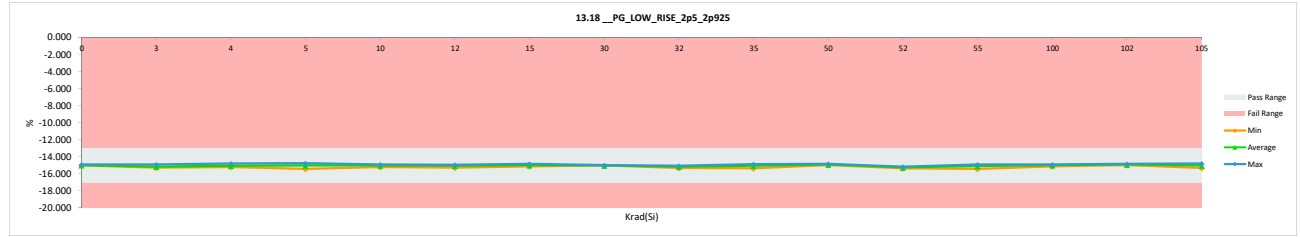


HDR TID Report
TPS7H3302-SP QML CALSS P

| 13.18_PG_LOW_RISE_2p5_2p925 | | | | |
|-----------------------------|----------|-------------|---------|--------|
| Test Site | Tester | Test Number | Unit | Delta |
| | | | % | % |
| Max Limit | | | -13 | -13 |
| Min Limit | | | -17 | -17 |
| Krad(Si) | Serial # | PRE | POST | Delta |
| 0 | 775 | -14.931 | -14.927 | 0.004 |
| 0 | 1088 | -15.010 | -15.010 | 0.000 |
| 0 | 1106 | -15.010 | -14.986 | 0.024 |
| 3 | 817 | -15.282 | -15.282 | 0.000 |
| 3 | 825 | -14.933 | -14.923 | 0.010 |
| 3 | 833 | -15.288 | -15.287 | 0.001 |
| 4 | 847 | -14.793 | -14.808 | -0.015 |
| 4 | 645 | -15.218 | -15.218 | 0.000 |
| 4 | 788 | -15.124 | -15.133 | -0.009 |
| 5 | 959 | -14.868 | -14.881 | -0.013 |
| 5 | 991 | -15.127 | -15.126 | 0.001 |
| 5 | 1000 | -15.435 | -15.444 | -0.009 |
| 5 | 1011 | -14.762 | -14.761 | 0.001 |
| 5 | 1087 | -15.015 | -15.014 | 0.001 |
| 5 | 1097 | -14.950 | -14.969 | -0.019 |
| 10 | 180 | -15.296 | -14.927 | 0.369 |
| 10 | 236 | -14.918 | -14.908 | 0.010 |
| 10 | 246 | -15.191 | -15.195 | -0.004 |
| 12 | 190 | -14.982 | -14.996 | -0.014 |
| 12 | 266 | -15.282 | -15.278 | 0.004 |
| 12 | 308 | -14.965 | -14.950 | 0.015 |
| 15 | 848 | -15.088 | -15.078 | 0.010 |
| 15 | 878 | -15.209 | -14.835 | 0.374 |
| 15 | 880 | -15.037 | -15.037 | 0.000 |
| 15 | 942 | -15.319 | -14.941 | 0.378 |
| 15 | 947 | -14.872 | -14.877 | -0.005 |
| 15 | 962 | -15.111 | -15.129 | -0.018 |
| 30 | 1141 | -15.037 | -15.033 | 0.004 |
| 30 | 1242 | -14.995 | -15.001 | -0.006 |
| 30 | 1417 | -15.010 | -15.000 | 0.010 |
| 32 | 1126 | -15.310 | -15.324 | -0.014 |
| 32 | 1165 | -15.079 | -15.064 | 0.015 |
| 32 | 1300 | -15.124 | -15.124 | 0.000 |
| 35 | 376 | -15.374 | -15.374 | 0.000 |
| 35 | 405 | -14.923 | -14.936 | -0.013 |
| 35 | 425 | -14.931 | -14.946 | -0.015 |
| 35 | 492 | -15.296 | -15.300 | -0.004 |
| 35 | 501 | -14.987 | -14.991 | -0.004 |
| 35 | 521 | -14.863 | -14.854 | 0.009 |
| 50 | 300 | -14.826 | -14.831 | -0.005 |
| 50 | 756 | -14.951 | -14.945 | 0.006 |
| 50 | 1100 | -15.005 | -15.001 | 0.004 |
| 52 | 451 | -14.977 | -15.351 | -0.374 |
| 52 | 587 | -15.218 | -15.237 | -0.019 |
| 52 | 956 | -15.163 | -15.154 | 0.009 |
| 55 | 198 | -14.959 | -14.969 | -0.010 |
| 55 | 220 | -15.238 | -15.223 | 0.015 |
| 55 | 665 | -14.872 | -14.895 | -0.023 |
| 55 | 818 | -14.923 | -14.913 | 0.010 |
| 55 | 1057 | -15.097 | -15.078 | 0.019 |
| 55 | 1137 | -15.434 | -15.430 | 0.004 |
| 100 | 448 | -15.118 | -15.122 | -0.004 |
| 100 | 938 | -14.918 | -14.931 | -0.013 |
| 100 | 1051 | -14.918 | -14.918 | 0.000 |
| 102 | 921 | -14.955 | -14.949 | 0.006 |
| 102 | 1113 | -14.951 | -14.978 | -0.027 |
| 102 | 1234 | -14.849 | -14.830 | 0.019 |
| 105 | 194 | -15.287 | -15.305 | -0.018 |
| 105 | 367 | -14.826 | -14.812 | 0.014 |
| 105 | 440 | -15.209 | -15.232 | -0.023 |
| 105 | 477 | -14.992 | -15.006 | -0.014 |
| 105 | 556 | -14.951 | -14.946 | 0.005 |
| 105 | 1213 | -14.937 | -14.931 | 0.006 |
| Max | | -14.762 | -14.761 | 0.378 |
| Average | | -15.056 | -15.045 | 0.011 |
| Min | | -15.435 | -15.444 | -0.374 |
| Std Dev | | 0.167 | 0.168 | 0.095 |

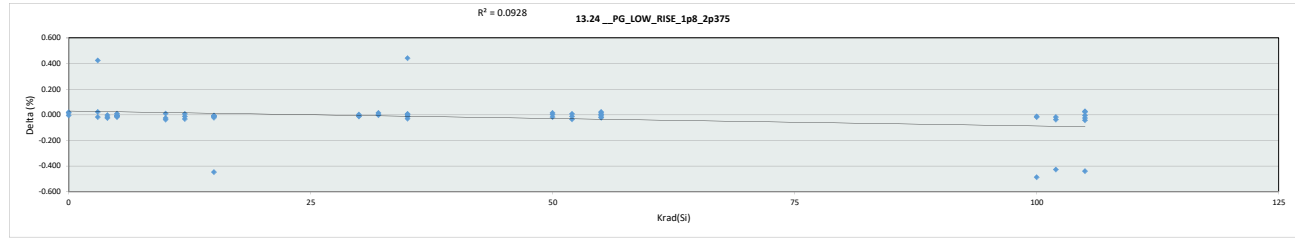


| 13.18_PG_LOW_RISE_2p5_2p925 | | | | | | | | | | | | | | | | |
|-----------------------------|---------|-------------|---------|---------|---------|---------|---------|---------|---------|---------|---------|---------|---------|---------|---------|---------|
| Test Site | Tester | Test Number | Unit | Delta | | | | | | | | | | | | |
| | | | % | % | | | | | | | | | | | | |
| Max Limit | | | -13 | -13 | | | | | | | | | | | | |
| Min Limit | | | -17 | -17 | | | | | | | | | | | | |
| Krad(Si) | 0 | 3 | 4 | 5 | 10 | 12 | 15 | 30 | 32 | 35 | 50 | 52 | 55 | 100 | 102 | 105 |
| LL | -17.000 | -17.000 | -17.000 | -17.000 | -17.000 | -17.000 | -17.000 | -17.000 | -17.000 | -17.000 | -17.000 | -17.000 | -17.000 | -17.000 | -17.000 | -17.000 |
| Min | -15.010 | -15.287 | -15.218 | -15.444 | -15.195 | -15.278 | -15.129 | -15.033 | -15.324 | -15.374 | -15.001 | -15.351 | -15.430 | -15.122 | -14.978 | -15.305 |
| Average | -14.974 | -15.164 | -15.053 | -15.033 | -15.010 | -15.075 | -14.983 | -15.011 | -15.171 | -15.067 | -14.926 | -15.247 | -15.085 | -14.990 | -14.919 | -15.039 |
| Max | -14.927 | -14.923 | -14.808 | -14.761 | -14.908 | -14.950 | -14.835 | -15.000 | -15.064 | -14.854 | -14.831 | -15.154 | -14.895 | -14.918 | -14.830 | -14.812 |
| UL | -13.000 | -13.000 | -13.000 | -13.000 | -13.000 | -13.000 | -13.000 | -13.000 | -13.000 | -13.000 | -13.000 | -13.000 | -13.000 | -13.000 | -13.000 | -13.000 |

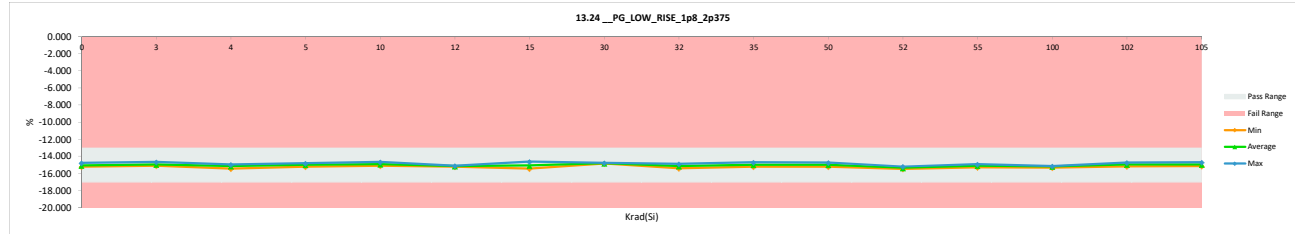


HDR TID Report
TPS7H3302-SP QML CALSS P

| 13.24_PG_LOW_RISE_1p8_2p375 | | | | |
|-----------------------------|----------|-------------|---------|--------|
| Test Site | Tester | Test Number | Unit | % |
| | | | | |
| Max Limit | | | -13 | -13 |
| Min Limit | | | -17 | -17 |
| Krad(Si) | Serial # | PRE | POST | Delta |
| 0 | 775 | -15.139 | -15.139 | 0.000 |
| 0 | 1088 | -14.806 | -14.786 | 0.020 |
| 0 | 1106 | -15.253 | -15.228 | 0.025 |
| 3 | 817 | -15.075 | -14.646 | 0.429 |
| 3 | 825 | -15.140 | -15.113 | 0.027 |
| 3 | 833 | -15.088 | -15.100 | -0.012 |
| 4 | 847 | -14.968 | -14.967 | 0.001 |
| 4 | 645 | -15.440 | -15.461 | -0.021 |
| 4 | 788 | -14.977 | -14.990 | -0.013 |
| 5 | 959 | -15.050 | -15.056 | -0.006 |
| 5 | 991 | -14.858 | -14.864 | -0.006 |
| 5 | 1000 | -15.251 | -15.237 | 0.014 |
| 5 | 1011 | -14.904 | -14.916 | -0.012 |
| 5 | 1087 | -14.806 | -14.806 | 0.000 |
| 5 | 1097 | -15.190 | -15.189 | 0.001 |
| 10 | 180 | -15.094 | -15.114 | -0.020 |
| 10 | 236 | -14.679 | -14.665 | 0.014 |
| 10 | 246 | -14.953 | -14.987 | -0.034 |
| 12 | 190 | -15.221 | -15.209 | 0.012 |
| 12 | 266 | -15.061 | -15.089 | -0.028 |
| 12 | 308 | -15.145 | -15.152 | -0.007 |
| 15 | 848 | -14.902 | -14.921 | -0.019 |
| 15 | 878 | -15.006 | -15.448 | -0.442 |
| 15 | 880 | -15.285 | -15.291 | -0.006 |
| 15 | 942 | -15.145 | -15.151 | -0.006 |
| 15 | 947 | -14.628 | -14.628 | 0.000 |
| 15 | 962 | -14.945 | -14.952 | -0.007 |
| 30 | 1141 | -14.838 | -14.844 | -0.006 |
| 30 | 1242 | -14.774 | -14.767 | 0.007 |
| 30 | 1417 | -14.786 | -14.793 | -0.007 |
| 32 | 1126 | -15.172 | -15.152 | 0.020 |
| 32 | 1165 | -14.889 | -14.881 | 0.008 |
| 32 | 1300 | -15.405 | -15.404 | 0.001 |
| 35 | 376 | -15.221 | -15.228 | -0.007 |
| 35 | 405 | -15.134 | -15.126 | 0.008 |
| 35 | 425 | -15.151 | -14.704 | 0.447 |
| 35 | 492 | -15.106 | -15.132 | -0.026 |
| 35 | 501 | -14.787 | -14.793 | -0.006 |
| 35 | 521 | -15.043 | -15.030 | 0.013 |
| 50 | 300 | -15.000 | -14.980 | 0.020 |
| 50 | 756 | -14.711 | -14.723 | -0.012 |
| 50 | 1100 | -15.241 | -15.234 | 0.007 |
| 52 | 451 | -15.190 | -15.197 | -0.007 |
| 52 | 587 | -15.454 | -15.485 | -0.031 |
| 52 | 956 | -15.390 | -15.378 | 0.012 |
| 55 | 198 | -15.204 | -15.177 | 0.027 |
| 55 | 220 | -15.032 | -15.031 | 0.001 |
| 55 | 665 | -15.064 | -15.082 | -0.018 |
| 55 | 818 | -15.120 | -15.133 | -0.013 |
| 55 | 1057 | -14.914 | -14.907 | 0.007 |
| 55 | 1137 | -15.318 | -15.298 | 0.020 |
| 100 | 448 | -15.301 | -15.315 | -0.014 |
| 100 | 938 | -15.126 | -15.133 | -0.007 |
| 100 | 1051 | -14.652 | -15.134 | -0.482 |
| 102 | 921 | -14.730 | -14.742 | -0.012 |
| 102 | 1113 | -15.144 | -15.177 | -0.033 |
| 102 | 1234 | -14.583 | -15.005 | -0.422 |
| 105 | 194 | -14.692 | -15.127 | -0.435 |
| 105 | 367 | -15.006 | -14.973 | 0.033 |
| 105 | 440 | -15.006 | -15.045 | -0.039 |
| 105 | 477 | -14.742 | -14.762 | -0.020 |
| 105 | 556 | -15.153 | -15.153 | 0.000 |
| 105 | 1213 | -14.704 | -14.678 | 0.026 |
| | Max | -14.583 | -14.628 | 0.447 |
| | Average | -15.028 | -15.045 | -0.016 |
| | Min | -15.454 | -15.485 | -0.482 |
| | Std Dev | 0.215 | 0.214 | 0.158 |

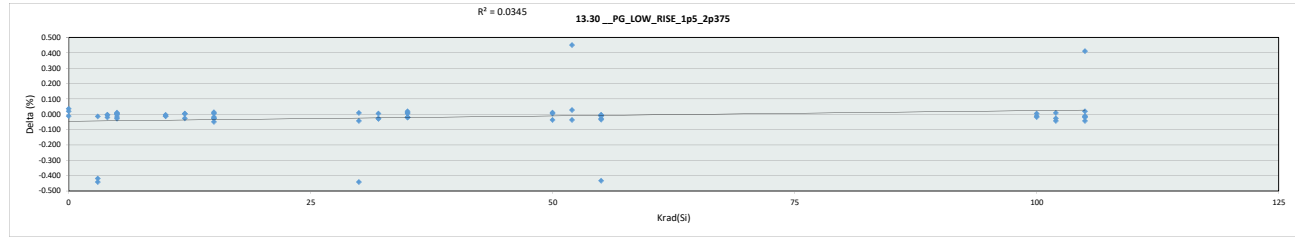


| 13.24_PG_LOW_RISE_1p8_2p375 | | | | | | | | | | | | | | | | |
|-----------------------------|---------|-------------|---------|---------|---------|---------|---------|---------|---------|---------|---------|---------|---------|---------|---------|---------|
| Test Site | Tester | Test Number | Unit | % | | | | | | | | | | | | |
| Max Limit | | | -13 | % | | | | | | | | | | | | |
| Min Limit | | | -17 | % | | | | | | | | | | | | |
| Krad(Si) | 0 | 3 | 4 | 5 | 10 | 12 | 15 | 30 | 32 | 35 | 50 | 52 | 55 | 100 | 102 | 105 |
| LL | -17.000 | -17.000 | -17.000 | -17.000 | -17.000 | -17.000 | -17.000 | -17.000 | -17.000 | -17.000 | -17.000 | -17.000 | -17.000 | -17.000 | -17.000 | -17.000 |
| Min | -15.228 | -15.113 | -15.461 | -15.237 | -15.114 | -15.209 | -15.448 | -14.844 | -15.404 | -15.228 | -15.234 | -15.485 | -15.298 | -15.315 | -15.177 | -15.153 |
| Average | -15.051 | -14.953 | -15.139 | -15.011 | -14.922 | -15.150 | -15.065 | -14.801 | -15.146 | -15.002 | -14.979 | -15.353 | -15.105 | -15.194 | -14.975 | -14.956 |
| Max | -14.786 | -14.646 | -14.967 | -14.806 | -14.665 | -15.089 | -14.628 | -14.767 | -14.881 | -14.704 | -14.723 | -15.197 | -14.907 | -15.133 | -14.742 | -14.678 |
| UL | -13.000 | -13.000 | -13.000 | -13.000 | -13.000 | -13.000 | -13.000 | -13.000 | -13.000 | -13.000 | -13.000 | -13.000 | -13.000 | -13.000 | -13.000 | -13.000 |

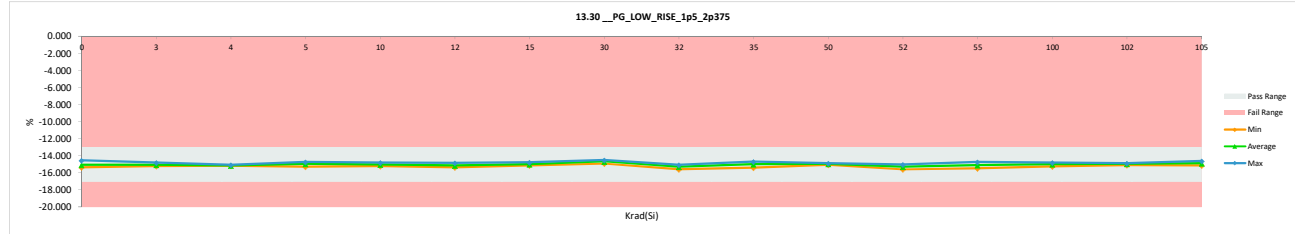


HDR TID Report
TPS7H3302-SP QML CALSS P

| 13.30_PG_LOW_RISE_1p5_2p375 | | | | |
|-----------------------------|--------|-------------|------|---------|
| Test Site | Tester | Test Number | Unit | % |
| 0 | 775 | -15.283 | POST | -15.242 |
| 0 | 1088 | -14.513 | POST | -14.521 |
| 0 | 1106 | -15.395 | POST | -15.372 |
| 3 | 817 | -14.743 | POST | -15.158 |
| 3 | 825 | -14.797 | POST | -14.806 |
| 3 | 833 | -14.783 | POST | -15.220 |
| 4 | 547 | -15.060 | POST | -15.060 |
| 4 | 645 | -15.106 | POST | -15.106 |
| 4 | 788 | -15.170 | POST | -15.186 |
| 5 | 959 | -14.721 | POST | -14.720 |
| 5 | 991 | -14.930 | POST | -14.921 |
| 5 | 1000 | -15.293 | POST | -15.286 |
| 5 | 1011 | -14.991 | POST | -14.976 |
| 5 | 1087 | -14.926 | POST | -14.951 |
| 5 | 1097 | -14.866 | POST | -14.881 |
| 10 | 180 | -15.220 | POST | -15.220 |
| 10 | 236 | -14.806 | POST | -14.813 |
| 10 | 246 | -15.068 | POST | -15.076 |
| 12 | 190 | -15.334 | POST | -15.357 |
| 12 | 266 | -15.182 | POST | -15.174 |
| 12 | 308 | -14.827 | POST | -14.820 |
| 15 | 848 | -15.049 | POST | -15.095 |
| 15 | 878 | -15.123 | POST | -15.106 |
| 15 | 880 | -14.988 | POST | -15.003 |
| 15 | 942 | -14.812 | POST | -14.835 |
| 15 | 947 | -14.721 | POST | -14.744 |
| 15 | 962 | -15.156 | POST | -15.147 |
| 30 | 1141 | -14.551 | POST | -14.591 |
| 30 | 1242 | -14.490 | POST | -14.927 |
| 30 | 1417 | -14.512 | POST | -14.498 |
| 32 | 1126 | -15.281 | POST | -15.273 |
| 32 | 1165 | -15.018 | POST | -15.042 |
| 32 | 1300 | -15.545 | POST | -15.570 |
| 35 | 376 | -15.372 | POST | -15.387 |
| 35 | 405 | -14.805 | POST | -14.821 |
| 35 | 425 | -14.820 | POST | -14.812 |
| 35 | 492 | -15.258 | POST | -15.243 |
| 35 | 501 | -14.935 | POST | -14.951 |
| 35 | 521 | -14.721 | POST | -14.698 |
| 50 | 300 | -15.068 | POST | -15.053 |
| 50 | 756 | -14.835 | POST | -14.867 |
| 50 | 1100 | -14.950 | POST | -14.942 |
| 52 | 451 | -15.319 | POST | -15.288 |
| 52 | 587 | -15.568 | POST | -15.600 |
| 52 | 956 | -15.462 | POST | -15.007 |
| 55 | 198 | -15.288 | POST | -15.319 |
| 55 | 220 | -15.098 | POST | -15.106 |
| 55 | 665 | -14.737 | POST | -14.736 |
| 55 | 818 | -14.805 | POST | -14.829 |
| 55 | 1057 | -14.674 | POST | -15.102 |
| 55 | 1137 | -15.463 | POST | -15.465 |
| 100 | 448 | -14.930 | POST | -14.938 |
| 100 | 938 | -15.243 | POST | -15.258 |
| 100 | 1051 | -14.798 | POST | -14.789 |
| 102 | 921 | -14.858 | POST | -14.898 |
| 102 | 1113 | -14.843 | POST | -14.866 |
| 102 | 1234 | -15.097 | POST | -15.083 |
| 105 | 194 | -15.213 | POST | -14.797 |
| 105 | 367 | -14.645 | POST | -14.621 |
| 105 | 440 | -15.098 | POST | -15.137 |
| 105 | 477 | -14.896 | POST | -14.913 |
| 105 | 556 | -14.835 | POST | -14.844 |
| 105 | 1213 | -14.805 | POST | -14.812 |
| Max | | -14.490 | | -14.498 |
| Average | | -14.995 | | -15.014 |
| Min | | -15.568 | | -15.600 |
| Std Dev | | 0.264 | | 0.244 |

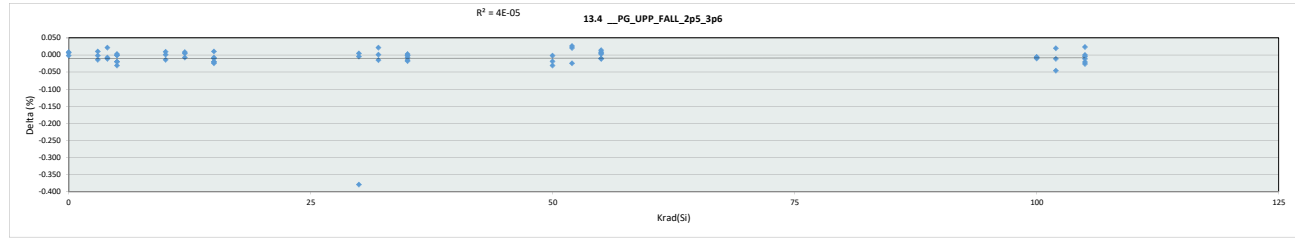


| 13.30_PG_LOW_RISE_1p5_2p375 | | | | | | | | | | | | |
|-----------------------------|--------|-------------|------|---------|--|--|--|--|--|--|--|--|
| Test Site | Tester | Test Number | Unit | % | | | | | | | | |
| 0 | 775 | -15.283 | POST | -15.242 | | | | | | | | |
| 0 | 1088 | -14.513 | POST | -14.521 | | | | | | | | |
| 0 | 1106 | -15.395 | POST | -15.372 | | | | | | | | |
| 3 | 817 | -14.743 | POST | -15.158 | | | | | | | | |
| 3 | 825 | -14.797 | POST | -14.806 | | | | | | | | |
| 3 | 833 | -14.783 | POST | -15.220 | | | | | | | | |
| 4 | 547 | -15.060 | POST | -15.060 | | | | | | | | |
| 4 | 645 | -15.106 | POST | -15.106 | | | | | | | | |
| 4 | 788 | -15.170 | POST | -15.186 | | | | | | | | |
| 5 | 959 | -14.721 | POST | -14.720 | | | | | | | | |
| 5 | 991 | -14.930 | POST | -14.921 | | | | | | | | |
| 5 | 1000 | -15.293 | POST | -15.286 | | | | | | | | |
| 5 | 1011 | -14.991 | POST | -14.976 | | | | | | | | |
| 5 | 1087 | -14.926 | POST | -14.951 | | | | | | | | |
| 5 | 1097 | -14.866 | POST | -14.881 | | | | | | | | |
| 10 | 180 | -15.220 | POST | -15.220 | | | | | | | | |
| 10 | 236 | -14.806 | POST | -14.813 | | | | | | | | |
| 10 | 246 | -15.068 | POST | -15.076 | | | | | | | | |
| 12 | 190 | -15.334 | POST | -15.357 | | | | | | | | |
| 12 | 266 | -15.182 | POST | -15.174 | | | | | | | | |
| 12 | 308 | -14.827 | POST | -14.820 | | | | | | | | |
| 15 | 848 | -15.049 | POST | -15.095 | | | | | | | | |
| 15 | 878 | -15.123 | POST | -15.106 | | | | | | | | |
| 15 | 880 | -14.988 | POST | -15.003 | | | | | | | | |
| 15 | 942 | -14.812 | POST | -14.835 | | | | | | | | |
| 15 | 947 | -14.721 | POST | -14.744 | | | | | | | | |
| 15 | 962 | -15.156 | POST | -15.147 | | | | | | | | |
| 30 | 1141 | -14.551 | POST | -14.591 | | | | | | | | |
| 30 | 1242 | -14.490 | POST | -14.927 | | | | | | | | |
| 30 | 1417 | -14.512 | POST | -14.498 | | | | | | | | |
| 32 | 1126 | -15.281 | POST | -15.273 | | | | | | | | |
| 32 | 1165 | -15.018 | POST | -15.042 | | | | | | | | |
| 32 | 1300 | -15.545 | POST | -15.570 | | | | | | | | |
| 35 | 376 | -15.372 | POST | -15.387 | | | | | | | | |
| 35 | 405 | -14.805 | POST | -14.821 | | | | | | | | |
| 35 | 425 | -14.820 | POST | -14.812 | | | | | | | | |
| 35 | 492 | -15.258 | POST | -15.243 | | | | | | | | |
| 35 | 501 | -14.935 | POST | -14.951 | | | | | | | | |
| 35 | 521 | -14.721 | POST | -14.698 | | | | | | | | |
| 50 | 300 | -15.068 | POST | -15.053 | | | | | | | | |
| 50 | 756 | -14.835 | POST | -14.867 | | | | | | | | |
| 50 | 1100 | -14.950 | POST | -14.942 | | | | | | | | |
| 52 | 451 | -15.319 | POST | -15.288 | | | | | | | | |
| 52 | 587 | -15.568 | POST | -15.600 | | | | | | | | |
| 52 | 956 | -15.462 | POST | -15.007 | | | | | | | | |
| 55 | 198 | -15.288 | POST | -15.319 | | | | | | | | |
| 55 | 220 | -15.098 | POST | -15.106 | | | | | | | | |
| 55 | 665 | -14.737 | POST | -14.736 | | | | | | | | |
| 55 | 818 | -14.805 | POST | -14.829 | | | | | | | | |
| 55 | 1057 | -14.674 | POST | -15.102 | | | | | | | | |
| 55 | 1137 | -15.463 | POST | -15.465 | | | | | | | | |
| 100 | 448 | -14.930 | POST | -14.938 | | | | | | | | |
| 100 | 938 | -15.243 | POST | -15.258 | | | | | | | | |
| 100 | 1051 | -14.798 | POST | -14.789 | | | | | | | | |
| 102 | 921 | -14.858 | POST | -14.898 | | | | | | | | |
| 102 | 1113 | -14.843 | POST | -14.866 | | | | | | | | |
| 102 | 1234 | -15.097 | POST | -15.083 | | | | | | | | |
| 105 | 194 | -15.213 | POST | -14.797 | | | | | | | | |
| 105 | 367 | -14.645 | POST | -14.621 | | | | | | | | |
| 105 | 440 | -15.098 | POST | -15.137 | | | | | | | | |
| 105 | 477 | -14.896 | POST | -14.913 | | | | | | | | |
| 105 | 556 | -14.835 | POST | -14.844 | | | | | | | | |
| 105 | 1213 | -14.805 | POST | -14.812 | | | | | | | | |
| LL | | -17.000 | | -17.000 | | | | | | | | |
| Min | | -15.372 | | -15.600 | | | | | | | | |
| Average | | -15.045 | | -15.014 | | | | | | | | |
| Max | | -14.521 | | -14.498 | | | | | | | | |
| UL | | -13.000 | | -13.000 | | | | | | | | |

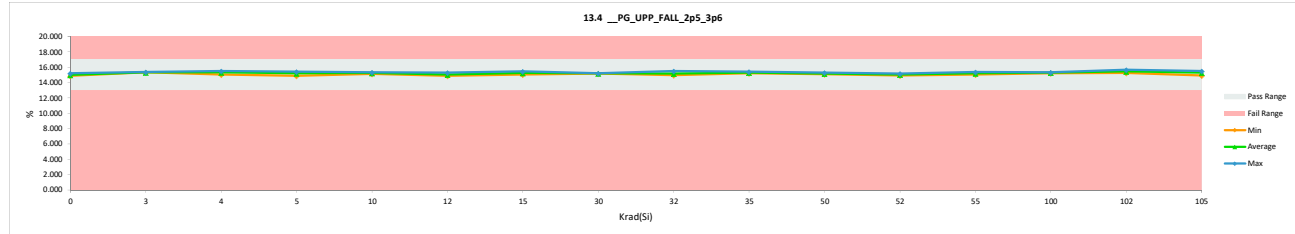


HDR TID Report
TPS7H3302-SP QML CALSS P

| 13.4 __PG_UPP_FALL_2p5_3p6 | | | | |
|----------------------------|--------|-------------|--------|--------|
| Test Site | Tester | Test Number | Unit | % |
| 0 | 775 | 14.946 | 14.954 | 0.008 |
| 0 | 1088 | 15.216 | 15.226 | 0.010 |
| 0 | 1106 | 14.874 | 14.874 | 0.000 |
| 3 | 817 | 15.376 | 15.376 | 0.000 |
| 3 | 825 | 15.327 | 15.339 | 0.012 |
| 3 | 833 | 15.376 | 15.364 | -0.012 |
| 4 | 547 | 15.501 | 15.495 | -0.006 |
| 4 | 645 | 15.457 | 15.480 | 0.023 |
| 4 | 788 | 15.053 | 15.043 | -0.010 |
| 5 | 959 | 15.413 | 15.414 | 0.001 |
| 5 | 991 | 15.212 | 15.216 | 0.004 |
| 5 | 1000 | 14.929 | 14.900 | -0.029 |
| 5 | 1011 | 15.203 | 15.185 | -0.018 |
| 5 | 1087 | 15.226 | 15.227 | 0.001 |
| 5 | 1097 | 15.301 | 15.283 | -0.018 |
| 10 | 180 | 15.351 | 15.354 | 0.003 |
| 10 | 236 | 15.357 | 15.345 | -0.012 |
| 10 | 246 | 15.116 | 15.127 | 0.011 |
| 12 | 190 | 14.893 | 14.887 | -0.006 |
| 12 | 266 | 14.992 | 14.998 | 0.006 |
| 12 | 308 | 15.304 | 15.314 | 0.010 |
| 15 | 848 | 15.115 | 15.127 | 0.012 |
| 15 | 878 | 15.469 | 15.460 | -0.009 |
| 15 | 880 | 15.196 | 15.177 | -0.019 |
| 15 | 942 | 15.327 | 15.304 | -0.023 |
| 15 | 947 | 15.420 | 15.414 | -0.006 |
| 15 | 962 | 15.080 | 15.062 | -0.018 |
| 30 | 1141 | 15.186 | 15.192 | 0.006 |
| 30 | 1242 | 15.242 | 15.239 | -0.003 |
| 30 | 1417 | 15.594 | 15.217 | -0.377 |
| 32 | 1126 | 14.948 | 14.971 | 0.023 |
| 32 | 1165 | 15.520 | 15.507 | -0.013 |
| 32 | 1300 | 15.065 | 15.068 | 0.003 |
| 35 | 376 | 15.257 | 15.258 | 0.001 |
| 35 | 405 | 15.345 | 15.329 | -0.016 |
| 35 | 425 | 15.304 | 15.308 | 0.004 |
| 35 | 492 | 15.364 | 15.351 | -0.013 |
| 35 | 501 | 15.245 | 15.239 | -0.006 |
| 35 | 521 | 15.429 | 15.429 | 0.000 |
| 50 | 300 | 15.091 | 15.091 | 0.000 |
| 50 | 756 | 15.320 | 15.291 | -0.029 |
| 50 | 1100 | 15.233 | 15.216 | -0.017 |
| 52 | 451 | 14.899 | 14.927 | 0.028 |
| 52 | 587 | 15.089 | 15.066 | -0.023 |
| 52 | 956 | 15.160 | 15.182 | 0.022 |
| 55 | 198 | 15.289 | 15.279 | -0.010 |
| 55 | 220 | 15.079 | 15.070 | -0.009 |
| 55 | 665 | 15.397 | 15.401 | 0.004 |
| 55 | 818 | 15.347 | 15.357 | 0.010 |
| 55 | 1057 | 15.111 | 15.127 | 0.016 |
| 55 | 1137 | 15.170 | 15.177 | 0.007 |
| 100 | 448 | 15.232 | 15.228 | -0.004 |
| 100 | 938 | 15.335 | 15.326 | -0.009 |
| 100 | 1051 | 15.357 | 15.351 | -0.006 |
| 102 | 921 | 15.679 | 15.669 | -0.010 |
| 102 | 1113 | 15.320 | 15.276 | -0.044 |
| 102 | 1234 | 15.438 | 15.459 | 0.021 |
| 105 | 194 | 15.347 | 15.328 | -0.019 |
| 105 | 367 | 15.476 | 15.501 | 0.025 |
| 105 | 440 | 15.476 | 15.451 | -0.025 |
| 105 | 477 | 15.267 | 15.257 | -0.010 |
| 105 | 556 | 14.946 | 14.948 | 0.002 |
| 105 | 1213 | 15.304 | 15.301 | -0.003 |
| Max | | 15.679 | 15.669 | 0.028 |
| Average | | 15.252 | 15.243 | -0.009 |
| Min | | 14.874 | 14.874 | -0.377 |
| Std Dev | | 0.181 | 0.174 | 0.049 |

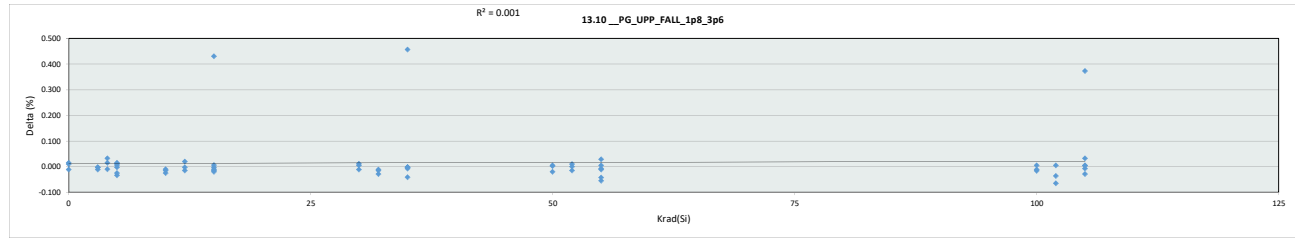


| 13.4 __PG_UPP_FALL_2p5_3p6 | | | | | | | | | | | | | | | | |
|----------------------------|--------|-------------|--------|--------|--------|--------|--------|--------|--------|--------|--------|--------|--------|--------|--------|--------|
| Test Site | Tester | Test Number | Unit | % | | | | | | | | | | | | |
| Max Limit | 17 | % | | | | | | | | | | | | | | |
| Min Limit | 13 | % | | | | | | | | | | | | | | |
| Krad(S) | 0 | 3 | 4 | 5 | 10 | 12 | 15 | 30 | 32 | 35 | 50 | 52 | 55 | 100 | 102 | 105 |
| LL | 13.000 | 13.000 | 13.000 | 13.000 | 13.000 | 13.000 | 13.000 | 13.000 | 13.000 | 13.000 | 13.000 | 13.000 | 13.000 | 13.000 | 13.000 | 13.000 |
| Min | 14.874 | 15.339 | 15.043 | 14.900 | 15.127 | 14.887 | 15.062 | 15.192 | 14.971 | 15.239 | 15.091 | 14.927 | 15.070 | 15.228 | 15.276 | 14.948 |
| Average | 15.018 | 15.360 | 15.339 | 15.204 | 15.275 | 15.066 | 15.257 | 15.216 | 15.182 | 15.319 | 15.199 | 15.058 | 15.235 | 15.302 | 15.468 | 15.298 |
| Max | 15.226 | 15.376 | 15.495 | 15.414 | 15.354 | 15.314 | 15.460 | 15.239 | 15.507 | 15.429 | 15.291 | 15.182 | 15.401 | 15.351 | 15.669 | 15.501 |
| UL | 17.000 | 17.000 | 17.000 | 17.000 | 17.000 | 17.000 | 17.000 | 17.000 | 17.000 | 17.000 | 17.000 | 17.000 | 17.000 | 17.000 | 17.000 | 17.000 |

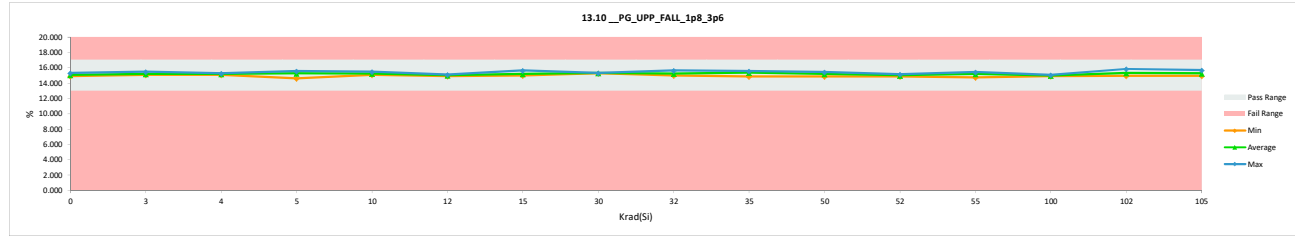


HDR TID Report
TPS7H3302-SP QML CALSS P

| 13.10_PG_UPP_FALL_1p8_3p6 | | | | |
|---------------------------|--------|-------------|--------|--------|
| Test Site | Tester | Test Number | Unit | % |
| 0 | 775 | 15.023 | 15.041 | 0.018 |
| 0 | 1088 | 15.349 | 15.340 | -0.009 |
| 0 | 1106 | 14.891 | 14.903 | 0.012 |
| 3 | 817 | 15.110 | 15.110 | 0.000 |
| 3 | 825 | 15.496 | 15.496 | 0.000 |
| 3 | 833 | 15.076 | 15.067 | -0.009 |
| 4 | 847 | 15.257 | 15.274 | 0.017 |
| 4 | 645 | 15.222 | 15.214 | -0.008 |
| 4 | 788 | 15.051 | 15.086 | 0.035 |
| 5 | 959 | 15.608 | 15.586 | -0.022 |
| 5 | 991 | 15.404 | 15.422 | 0.018 |
| 5 | 1000 | 14.645 | 14.614 | -0.031 |
| 5 | 1011 | 15.347 | 15.361 | 0.014 |
| 5 | 1087 | 15.326 | 15.335 | 0.009 |
| 5 | 1097 | 15.418 | 15.418 | 0.000 |
| 10 | 180 | 15.084 | 15.076 | -0.008 |
| 10 | 236 | 15.509 | 15.496 | -0.013 |
| 10 | 246 | 15.270 | 15.248 | -0.022 |
| 12 | 190 | 14.916 | 14.938 | 0.022 |
| 12 | 266 | 15.119 | 15.119 | 0.000 |
| 12 | 308 | 15.046 | 15.033 | -0.013 |
| 15 | 848 | 15.180 | 15.172 | -0.008 |
| 15 | 878 | 15.231 | 15.664 | 0.433 |
| 15 | 880 | 15.275 | 15.275 | 0.000 |
| 15 | 942 | 15.015 | 15.002 | -0.013 |
| 15 | 947 | 15.144 | 15.153 | 0.009 |
| 15 | 962 | 15.134 | 15.117 | -0.017 |
| 30 | 1141 | 15.306 | 15.297 | -0.009 |
| 30 | 1242 | 15.335 | 15.349 | 0.014 |
| 30 | 1417 | 15.341 | 15.349 | 0.008 |
| 32 | 1126 | 15.015 | 15.002 | -0.013 |
| 32 | 1165 | 15.686 | 15.660 | -0.026 |
| 32 | 1300 | 15.134 | 15.125 | -0.009 |
| 35 | 376 | 14.894 | 14.895 | 0.001 |
| 35 | 405 | 15.504 | 15.465 | -0.039 |
| 35 | 425 | 15.479 | 15.479 | 0.000 |
| 35 | 492 | 15.513 | 15.513 | 0.000 |
| 35 | 501 | 14.894 | 15.353 | 0.459 |
| 35 | 521 | 15.609 | 15.604 | -0.005 |
| 50 | 300 | 15.239 | 15.244 | 0.005 |
| 50 | 756 | 15.487 | 15.470 | -0.017 |
| 50 | 1100 | 14.886 | 14.894 | 0.008 |
| 52 | 451 | 14.977 | 14.989 | 0.012 |
| 52 | 587 | 15.196 | 15.184 | -0.012 |
| 52 | 956 | 14.875 | 14.878 | 0.003 |
| 55 | 198 | 15.444 | 15.435 | -0.009 |
| 55 | 220 | 14.746 | 14.754 | 0.008 |
| 55 | 665 | 15.153 | 15.101 | -0.052 |
| 55 | 818 | 15.508 | 15.468 | -0.040 |
| 55 | 1057 | 15.176 | 15.171 | -0.005 |
| 55 | 1137 | 15.240 | 15.271 | 0.031 |
| 100 | 448 | 14.953 | 14.939 | -0.014 |
| 100 | 938 | 15.058 | 15.049 | -0.009 |
| 100 | 1051 | 15.067 | 15.075 | 0.008 |
| 102 | 921 | 15.898 | 15.864 | -0.034 |
| 102 | 1113 | 15.029 | 14.967 | -0.062 |
| 102 | 1234 | 15.205 | 15.213 | 0.008 |
| 105 | 194 | 15.075 | 15.049 | -0.026 |
| 105 | 367 | 15.686 | 15.721 | 0.035 |
| 105 | 440 | 15.218 | 15.594 | 0.376 |
| 105 | 477 | 14.951 | 14.946 | -0.005 |
| 105 | 556 | 15.015 | 15.023 | 0.008 |
| 105 | 1213 | 15.464 | 15.470 | 0.006 |
| Max | | 15.898 | 15.864 | 0.459 |
| Average | | 15.213 | 15.229 | 0.016 |
| Min | | 14.645 | 14.614 | -0.062 |
| Std Dev | | 0.249 | 0.255 | 0.094 |

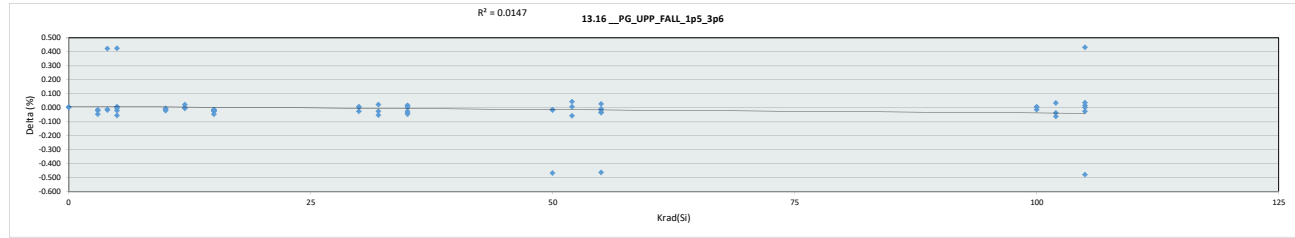


| 13.10_PG_UPP_FALL_1p8_3p6 | | | | | | | | | | | | | | | | |
|---------------------------|--------|-------------|-----------|-----------|--------|--------|--------|--------|--------|--------|--------|--------|--------|--------|--------|--------|
| Test Site | Tester | Test Number | Max Limit | Min Limit | % | % | | | | | | | | | | |
| Max Limit | 17 | % | 13 | % | | | | | | | | | | | | |
| Min Limit | 13 | % | | | | | | | | | | | | | | |
| Krad(S) | 0 | 3 | 4 | 5 | 10 | 12 | 15 | 30 | 32 | 35 | 50 | 52 | 55 | 100 | 102 | 105 |
| LL | 13.000 | 13.000 | 13.000 | 13.000 | 13.000 | 13.000 | 13.000 | 13.000 | 13.000 | 13.000 | 13.000 | 13.000 | 13.000 | 13.000 | 13.000 | 13.000 |
| Min | 14.903 | 15.067 | 15.086 | 14.614 | 15.076 | 14.938 | 15.002 | 15.297 | 15.002 | 14.895 | 14.894 | 14.878 | 14.754 | 14.939 | 14.967 | 14.946 |
| Average | 15.095 | 15.224 | 15.191 | 15.289 | 15.273 | 15.030 | 15.231 | 15.332 | 15.262 | 15.385 | 15.203 | 15.017 | 15.200 | 15.021 | 15.348 | 15.301 |
| Max | 15.340 | 15.496 | 15.274 | 15.586 | 15.496 | 15.119 | 15.664 | 15.349 | 15.660 | 15.604 | 15.470 | 15.184 | 15.468 | 15.075 | 15.864 | 15.721 |
| UL | 17.000 | 17.000 | 17.000 | 17.000 | 17.000 | 17.000 | 17.000 | 17.000 | 17.000 | 17.000 | 17.000 | 17.000 | 17.000 | 17.000 | 17.000 | 17.000 |

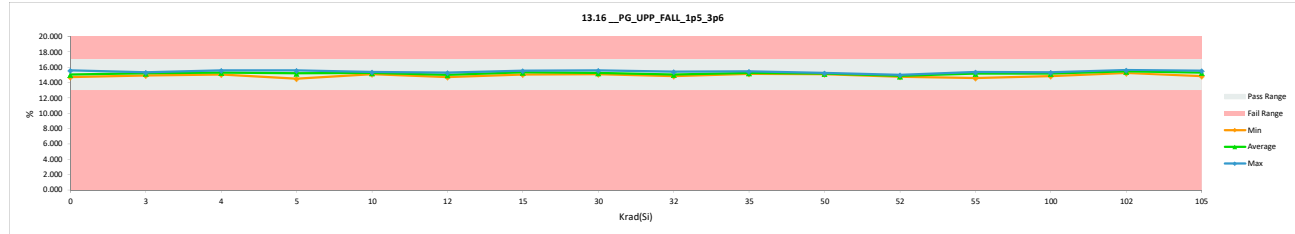


HDR TID Report
TPS7H3302-SP QML CALSS P

| 13.16_PG_UPP_FALL_1p5_3p6 | | | | |
|---------------------------|--------|-------------|--------|--------|
| Test Site | Tester | Test Number | Unit | % |
| 0 | 775 | 14.840 | 14.850 | 0.010 |
| 0 | 1088 | 15.572 | 15.582 | 0.010 |
| 0 | 1106 | 14.692 | 14.702 | 0.010 |
| 3 | 817 | 14.943 | 14.933 | -0.010 |
| 3 | 825 | 15.334 | 15.317 | -0.017 |
| 3 | 833 | 15.396 | 15.354 | -0.042 |
| 4 | 847 | 15.599 | 15.593 | -0.006 |
| 4 | 645 | 15.074 | 15.063 | -0.011 |
| 4 | 788 | 14.818 | 15.246 | 0.428 |
| 5 | 959 | 15.437 | 15.448 | 0.011 |
| 5 | 991 | 15.312 | 15.322 | 0.010 |
| 5 | 1000 | 14.537 | 14.520 | -0.017 |
| 5 | 1011 | 15.222 | 15.223 | 0.001 |
| 5 | 1087 | 15.153 | 15.582 | 0.429 |
| 5 | 1097 | 15.240 | 15.189 | -0.051 |
| 10 | 180 | 15.375 | 15.375 | 0.000 |
| 10 | 236 | 15.350 | 15.344 | -0.006 |
| 10 | 246 | 15.114 | 15.098 | -0.016 |
| 12 | 190 | 14.706 | 14.733 | 0.027 |
| 12 | 266 | 14.954 | 14.954 | 0.000 |
| 12 | 308 | 15.303 | 15.309 | 0.006 |
| 15 | 848 | 15.416 | 15.396 | -0.020 |
| 15 | 878 | 15.557 | 15.541 | -0.016 |
| 15 | 880 | 15.086 | 15.044 | -0.042 |
| 15 | 942 | 15.292 | 15.282 | -0.010 |
| 15 | 947 | 15.437 | 15.427 | -0.010 |
| 15 | 962 | 15.314 | 15.297 | -0.017 |
| 30 | 1141 | 15.075 | 15.086 | 0.011 |
| 30 | 1242 | 15.168 | 15.148 | -0.020 |
| 30 | 1417 | 15.572 | 15.582 | 0.010 |
| 32 | 1126 | 14.819 | 14.846 | 0.027 |
| 32 | 1165 | 15.475 | 15.427 | -0.048 |
| 32 | 1300 | 14.890 | 14.870 | -0.020 |
| 35 | 376 | 15.168 | 15.137 | -0.031 |
| 35 | 405 | 15.333 | 15.313 | -0.020 |
| 35 | 425 | 15.303 | 15.323 | 0.020 |
| 35 | 492 | 15.323 | 15.329 | 0.006 |
| 35 | 501 | 15.168 | 15.127 | -0.041 |
| 35 | 521 | 15.448 | 15.468 | 0.020 |
| 50 | 300 | 15.561 | 15.098 | -0.463 |
| 50 | 756 | 15.292 | 15.281 | -0.011 |
| 50 | 1100 | 15.120 | 15.110 | -0.010 |
| 52 | 451 | 14.794 | 14.805 | 0.011 |
| 52 | 587 | 15.063 | 15.011 | -0.052 |
| 52 | 956 | 14.713 | 14.761 | 0.048 |
| 55 | 198 | 15.267 | 15.240 | -0.027 |
| 55 | 220 | 15.063 | 14.606 | -0.457 |
| 55 | 665 | 15.437 | 15.406 | -0.031 |
| 55 | 818 | 15.343 | 15.339 | -0.004 |
| 55 | 1057 | 15.365 | 15.359 | -0.006 |
| 55 | 1137 | 15.034 | 15.065 | 0.031 |
| 100 | 448 | 14.864 | 14.854 | -0.010 |
| 100 | 938 | 15.339 | 15.350 | 0.011 |
| 100 | 1051 | 15.333 | 15.343 | 0.010 |
| 102 | 921 | 15.686 | 15.654 | -0.032 |
| 102 | 1113 | 15.298 | 15.240 | -0.058 |
| 102 | 1234 | 15.482 | 15.520 | 0.038 |
| 105 | 194 | 14.897 | 15.333 | 0.436 |
| 105 | 367 | 15.530 | 15.572 | 0.042 |
| 105 | 440 | 15.499 | 15.478 | -0.021 |
| 105 | 477 | 15.226 | 15.246 | 0.020 |
| 105 | 556 | 15.302 | 14.829 | -0.473 |
| 105 | 1213 | 15.312 | 15.319 | 0.007 |
| Max | | 15.686 | 15.654 | 0.436 |
| Average | | 15.216 | 15.210 | -0.007 |
| Min | | 14.537 | 14.520 | -0.473 |
| Std Dev | | 0.260 | 0.266 | 0.141 |



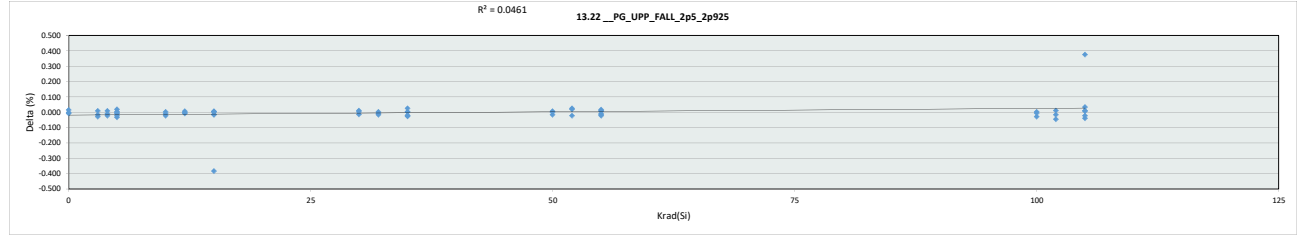
| 13.16_PG_UPP_FALL_1p5_3p6 | | | | | | | | | | | | | | | | |
|---------------------------|--------|-------------|--------|--------|--------|--------|--------|--------|--------|--------|--------|--------|--------|--------|--------|--------|
| Test Site | Tester | Test Number | Unit | % | | | | | | | | | | | | |
| Max Limit | 17 | % | | | | | | | | | | | | | | |
| Min Limit | 13 | % | | | | | | | | | | | | | | |
| Krad(Si) | 0 | 3 | 4 | 5 | 10 | 12 | 15 | 30 | 32 | 35 | 50 | 52 | 55 | 100 | 102 | 105 |
| LL | 13.000 | 13.000 | 13.000 | 13.000 | 13.000 | 13.000 | 13.000 | 13.000 | 13.000 | 13.000 | 13.000 | 13.000 | 13.000 | 13.000 | 13.000 | 13.000 |
| Min | 14.702 | 14.933 | 15.063 | 14.520 | 15.098 | 14.733 | 15.044 | 15.086 | 14.846 | 15.127 | 15.098 | 14.761 | 14.606 | 14.854 | 15.240 | 14.829 |
| Average | 15.045 | 15.201 | 15.301 | 15.214 | 15.272 | 14.999 | 15.331 | 15.272 | 15.048 | 15.283 | 15.163 | 14.859 | 15.169 | 15.182 | 15.471 | 15.296 |
| Max | 15.582 | 15.354 | 15.593 | 15.582 | 15.375 | 15.309 | 15.541 | 15.582 | 15.427 | 15.468 | 15.281 | 15.011 | 15.406 | 15.350 | 15.654 | 15.572 |
| UL | 17.000 | 17.000 | 17.000 | 17.000 | 17.000 | 17.000 | 17.000 | 17.000 | 17.000 | 17.000 | 17.000 | 17.000 | 17.000 | 17.000 | 17.000 | 17.000 |



HDR TID Report
TPS7H3302-SP QML CALSS P

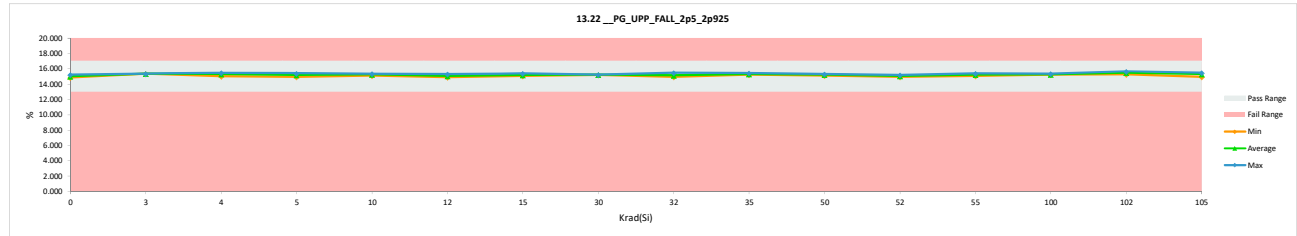
| 13.22_PG_UPP_FALL_2p5_2p925 | | |
|-----------------------------|----|----|
| Test Site | | |
| Tester | | |
| Test Number | | |
| Unit | % | % |
| Max Limit | 17 | 17 |
| Min Limit | 13 | 13 |

| Krad(Si) | Serial # | PRE | POST | Delta |
|----------|----------|--------|--------|--------|
| 0 | 775 | 14.971 | 14.967 | -0.004 |
| 0 | 1088 | 15.226 | 15.245 | 0.019 |
| 0 | 1106 | 14.884 | 14.887 | 0.003 |
| 3 | 817 | 15.395 | 15.383 | -0.012 |
| 3 | 825 | 15.351 | 15.364 | 0.013 |
| 3 | 833 | 15.395 | 15.370 | -0.025 |
| 4 | 547 | 15.510 | 15.504 | -0.006 |
| 4 | 645 | 15.476 | 15.489 | 0.013 |
| 4 | 788 | 15.074 | 15.056 | -0.018 |
| 5 | 959 | 15.416 | 15.439 | 0.023 |
| 5 | 991 | 15.241 | 15.223 | -0.018 |
| 5 | 1000 | 14.947 | 14.947 | 0.000 |
| 5 | 1011 | 15.238 | 15.210 | -0.028 |
| 5 | 1087 | 15.239 | 15.248 | 0.009 |
| 5 | 1097 | 15.307 | 15.302 | -0.005 |
| 10 | 180 | 15.376 | 15.358 | -0.018 |
| 10 | 236 | 15.363 | 15.370 | 0.007 |
| 10 | 246 | 15.151 | 15.145 | -0.006 |
| 12 | 190 | 14.897 | 14.899 | 0.002 |
| 12 | 266 | 15.021 | 15.033 | 0.012 |
| 12 | 308 | 15.333 | 15.329 | -0.004 |
| 15 | 848 | 15.117 | 15.127 | 0.010 |
| 15 | 878 | 15.482 | 15.104 | -0.378 |
| 15 | 880 | 15.202 | 15.208 | 0.006 |
| 15 | 942 | 15.333 | 15.339 | 0.006 |
| 15 | 947 | 15.426 | 15.416 | -0.010 |
| 15 | 962 | 15.103 | 15.090 | -0.013 |
| 30 | 1141 | 15.192 | 15.208 | 0.016 |
| 30 | 1242 | 15.264 | 15.270 | 0.006 |
| 30 | 1417 | 15.252 | 15.242 | -0.010 |
| 32 | 1126 | 14.967 | 14.974 | 0.007 |
| 32 | 1165 | 15.526 | 15.513 | -0.013 |
| 32 | 1300 | 15.084 | 15.080 | -0.004 |
| 35 | 376 | 15.276 | 15.258 | -0.018 |
| 35 | 405 | 15.367 | 15.345 | -0.022 |
| 35 | 425 | 15.320 | 15.349 | 0.029 |
| 35 | 492 | 15.364 | 15.370 | 0.006 |
| 35 | 501 | 15.280 | 15.264 | -0.016 |
| 35 | 521 | 15.445 | 15.451 | 0.006 |
| 50 | 300 | 15.116 | 15.120 | 0.004 |
| 50 | 756 | 15.338 | 15.326 | -0.012 |
| 50 | 1100 | 15.245 | 15.257 | 0.012 |
| 52 | 451 | 14.917 | 14.946 | 0.029 |
| 52 | 587 | 15.104 | 15.085 | -0.019 |
| 52 | 956 | 15.178 | 15.201 | 0.023 |
| 55 | 198 | 15.285 | 15.301 | 0.016 |
| 55 | 220 | 15.089 | 15.101 | 0.012 |
| 55 | 665 | 15.422 | 15.403 | -0.019 |
| 55 | 818 | 15.370 | 15.357 | -0.013 |
| 55 | 1057 | 15.124 | 15.146 | 0.022 |
| 55 | 1137 | 15.195 | 15.189 | -0.006 |
| 100 | 448 | 15.235 | 15.241 | 0.006 |
| 100 | 938 | 15.357 | 15.332 | -0.025 |
| 100 | 1051 | 15.373 | 15.372 | -0.001 |
| 102 | 921 | 15.704 | 15.691 | -0.013 |
| 102 | 1113 | 15.326 | 15.285 | -0.041 |
| 102 | 1234 | 15.463 | 15.478 | 0.015 |
| 105 | 194 | 15.376 | 15.357 | -0.019 |
| 105 | 367 | 15.494 | 15.507 | 0.013 |
| 105 | 440 | 15.482 | 15.447 | -0.035 |
| 105 | 477 | 14.890 | 15.270 | 0.380 |
| 105 | 556 | 14.948 | 14.961 | 0.013 |
| 105 | 1213 | 15.316 | 15.355 | 0.039 |
| | Max | 15.704 | 15.691 | 0.380 |
| | Average | 15.256 | 15.256 | -0.001 |
| | Min | 14.884 | 14.887 | -0.378 |
| | Std Dev | 0.181 | 0.171 | 0.070 |



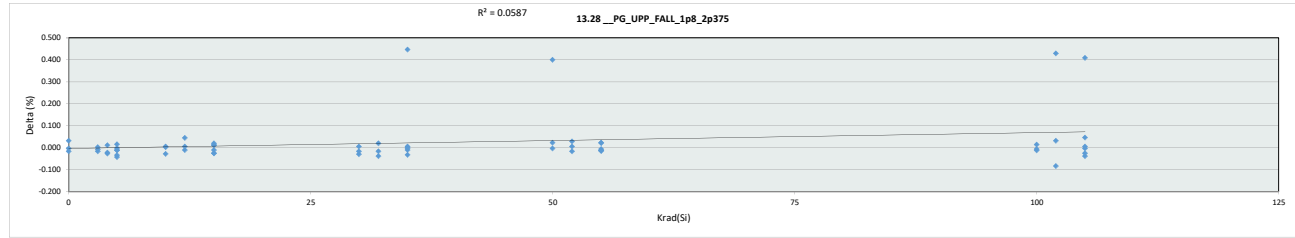
| 13.22_PG_UPP_FALL_2p5_2p | | |
|--------------------------|----|---|
| Test Site | | |
| Tester | | |
| Test Number | | |
| Max Limit | 17 | % |
| Min Limit | 13 | % |

| Krad(Si) | 0 | 3 | 4 | 5 | 10 | 12 | 15 | 30 | 32 | 35 | 50 | 52 | 55 | 100 | 102 | 105 |
|----------|--------|--------|--------|--------|--------|--------|--------|--------|--------|--------|--------|--------|--------|--------|--------|--------|
| LL | 13.000 | 13.000 | 13.000 | 13.000 | 13.000 | 13.000 | 13.000 | 13.000 | 13.000 | 13.000 | 13.000 | 13.000 | 13.000 | 13.000 | 13.000 | 13.000 |
| Min | 14.887 | 15.364 | 15.056 | 14.947 | 15.145 | 14.899 | 15.090 | 15.208 | 14.974 | 15.258 | 15.120 | 14.946 | 15.101 | 15.241 | 15.285 | 14.961 |
| Average | 15.033 | 15.372 | 15.350 | 15.228 | 15.291 | 15.087 | 15.214 | 15.240 | 15.189 | 15.340 | 15.234 | 15.077 | 15.250 | 15.315 | 15.485 | 15.316 |
| Max | 15.245 | 15.383 | 15.504 | 15.439 | 15.370 | 15.329 | 15.416 | 15.270 | 15.513 | 15.451 | 15.326 | 15.201 | 15.403 | 15.372 | 15.691 | 15.507 |
| UL | 17.000 | 17.000 | 17.000 | 17.000 | 17.000 | 17.000 | 17.000 | 17.000 | 17.000 | 17.000 | 17.000 | 17.000 | 17.000 | 17.000 | 17.000 | 17.000 |

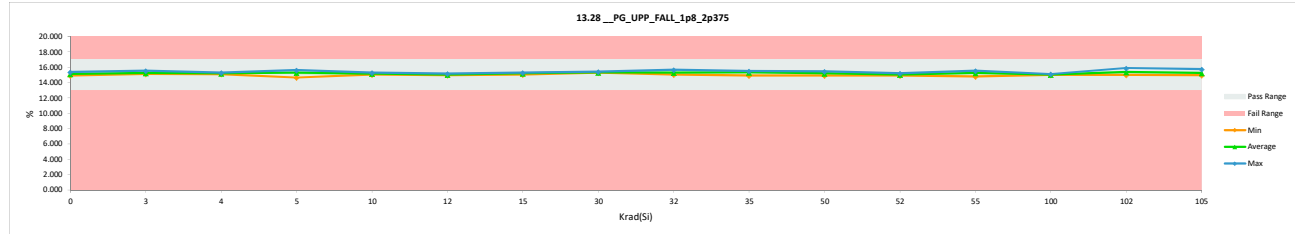


HDR TID Report
TPS7H3302-SP QML CALSS P

| 13.28_PG_UPP_FALL_1p8_2p375 | | | | |
|-----------------------------|--------|-------------|--------|--------|
| Test Site | Tester | Test Number | Unit | % |
| 0 | 775 | 15.049 | 15.084 | 0.035 |
| 0 | 1088 | 15.383 | 15.383 | 0.000 |
| 0 | 1106 | 14.943 | 14.929 | -0.014 |
| 3 | 817 | 15.145 | 15.150 | 0.005 |
| 3 | 825 | 15.543 | 15.539 | -0.004 |
| 3 | 833 | 15.141 | 15.127 | -0.014 |
| 4 | 547 | 15.323 | 15.300 | -0.023 |
| 4 | 645 | 15.254 | 15.235 | -0.019 |
| 4 | 788 | 15.103 | 15.117 | 0.014 |
| 5 | 959 | 15.620 | 15.638 | 0.018 |
| 5 | 991 | 15.447 | 15.448 | 0.001 |
| 5 | 1000 | 14.671 | 14.662 | -0.009 |
| 5 | 1011 | 15.395 | 15.387 | -0.008 |
| 5 | 1087 | 15.400 | 15.361 | -0.039 |
| 5 | 1097 | 15.470 | 15.439 | -0.031 |
| 10 | 180 | 15.119 | 15.127 | 0.008 |
| 10 | 236 | 15.092 | 15.067 | -0.025 |
| 10 | 246 | 15.300 | 15.305 | 0.005 |
| 12 | 190 | 14.972 | 14.964 | -0.008 |
| 12 | 266 | 15.114 | 15.162 | 0.048 |
| 12 | 308 | 15.058 | 15.067 | 0.009 |
| 15 | 848 | 15.223 | 15.246 | 0.023 |
| 15 | 878 | 15.279 | 15.257 | -0.022 |
| 15 | 880 | 15.323 | 15.315 | -0.008 |
| 15 | 942 | 15.072 | 15.050 | -0.022 |
| 15 | 947 | 15.187 | 15.202 | 0.015 |
| 15 | 962 | 15.146 | 15.160 | 0.014 |
| 30 | 1141 | 15.341 | 15.315 | -0.026 |
| 30 | 1242 | 15.401 | 15.410 | 0.009 |
| 30 | 1417 | 15.375 | 15.361 | -0.014 |
| 32 | 1126 | 15.049 | 15.072 | 0.023 |
| 32 | 1165 | 15.712 | 15.677 | -0.035 |
| 32 | 1300 | 15.177 | 15.163 | -0.014 |
| 35 | 376 | 14.951 | 14.921 | -0.030 |
| 35 | 405 | 15.525 | 15.531 | 0.006 |
| 35 | 425 | 15.513 | 15.505 | -0.008 |
| 35 | 492 | 15.526 | 15.526 | 0.000 |
| 35 | 501 | 14.946 | 15.396 | 0.450 |
| 35 | 521 | 15.214 | 15.222 | 0.008 |
| 50 | 300 | 15.279 | 15.305 | 0.026 |
| 50 | 756 | 15.067 | 15.470 | 0.403 |
| 50 | 1100 | 14.937 | 14.937 | 0.000 |
| 52 | 451 | 15.006 | 15.015 | 0.009 |
| 52 | 587 | 15.231 | 15.218 | -0.013 |
| 52 | 956 | 14.896 | 14.927 | 0.031 |
| 55 | 198 | 15.473 | 15.464 | -0.009 |
| 55 | 220 | 14.780 | 14.806 | 0.026 |
| 55 | 665 | 15.170 | 15.161 | -0.009 |
| 55 | 818 | 15.556 | 15.544 | -0.012 |
| 55 | 1057 | 15.194 | 15.219 | 0.025 |
| 55 | 1137 | 15.314 | 15.311 | -0.003 |
| 100 | 448 | 14.999 | 14.996 | -0.003 |
| 100 | 938 | 15.084 | 15.075 | -0.009 |
| 100 | 1051 | 15.101 | 15.118 | 0.017 |
| 102 | 921 | 15.470 | 15.902 | 0.432 |
| 102 | 1113 | 15.072 | 14.992 | -0.080 |
| 102 | 1234 | 15.222 | 15.257 | 0.035 |
| 105 | 194 | 14.672 | 15.084 | 0.412 |
| 105 | 367 | 15.707 | 15.756 | 0.049 |
| 105 | 440 | 15.262 | 15.227 | -0.035 |
| 105 | 477 | 14.980 | 14.958 | -0.022 |
| 105 | 556 | 15.058 | 15.058 | 0.000 |
| 105 | 1213 | 15.490 | 15.499 | 0.009 |
| Max | | 15.712 | 15.902 | 0.450 |
| Average | | 15.215 | 15.240 | 0.025 |
| Min | | 14.671 | 14.662 | -0.008 |
| Std Dev | | 0.233 | 0.236 | 0.107 |

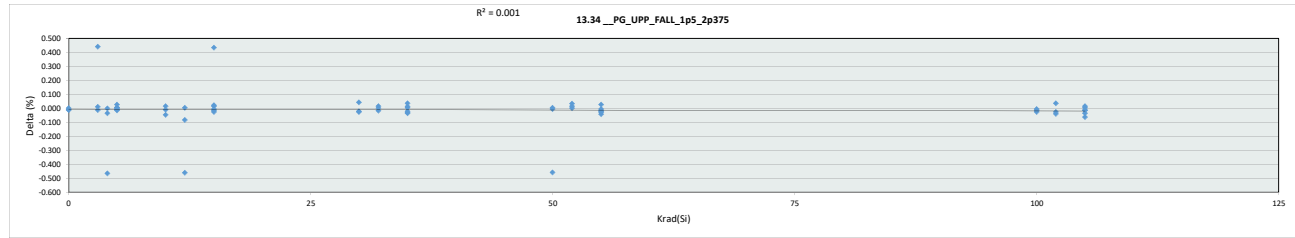


| 13.28_PG_UPP_FALL_1p8_2p | | | | | | | | | | | | | | | | |
|--------------------------|--------|-------------|--------|--------|--------|--------|--------|--------|--------|--------|--------|--------|--------|--------|--------|--------|
| Test Site | Tester | Test Number | Unit | % | | | | | | | | | | | | |
| Max Limit | 17 | % | | | | | | | | | | | | | | |
| Min Limit | 13 | % | | | | | | | | | | | | | | |
| Krad(S) | 0 | 3 | 4 | 5 | 10 | 12 | 15 | 30 | 32 | 35 | 50 | 52 | 55 | 100 | 102 | 105 |
| LL | 13.000 | 13.000 | 13.000 | 13.000 | 13.000 | 13.000 | 13.000 | 13.000 | 13.000 | 13.000 | 13.000 | 13.000 | 13.000 | 13.000 | 13.000 | 13.000 |
| Min | 14.929 | 15.127 | 15.117 | 14.662 | 15.067 | 14.964 | 15.050 | 15.315 | 15.072 | 14.921 | 14.937 | 14.927 | 14.806 | 14.996 | 14.992 | 14.958 |
| Average | 15.132 | 15.272 | 15.217 | 15.323 | 15.166 | 15.064 | 15.205 | 15.362 | 15.304 | 15.350 | 15.237 | 15.053 | 15.251 | 15.063 | 15.384 | 15.264 |
| Max | 15.383 | 15.539 | 15.300 | 15.638 | 15.305 | 15.162 | 15.315 | 15.410 | 15.677 | 15.531 | 15.470 | 15.544 | 15.118 | 15.902 | 15.756 | |
| UL | 17.000 | 17.000 | 17.000 | 17.000 | 17.000 | 17.000 | 17.000 | 17.000 | 17.000 | 17.000 | 17.000 | 17.000 | 17.000 | 17.000 | 17.000 | 17.000 |

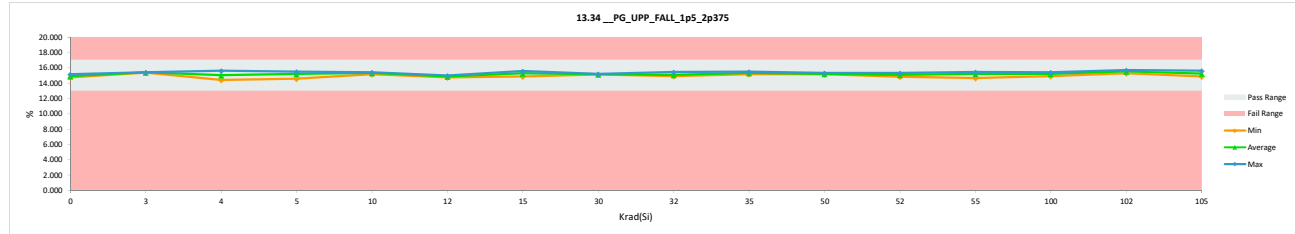


HDR TID Report
TPS7H3302-SP QML CALSS P

| 13.34_PG_UPP_FALL_1p5_2p375 | | | | |
|-----------------------------|--------|-------------|--------|--------|
| Test Site | Tester | Test Number | Unit | % |
| 0 | 775 | 14.897 | 14.891 | -0.006 |
| 0 | 1088 | 15.188 | 15.184 | -0.004 |
| 0 | 1106 | 14.727 | 14.733 | 0.006 |
| 3 | 817 | 14.991 | 15.437 | 0.446 |
| 3 | 825 | 15.381 | 15.375 | -0.006 |
| 3 | 833 | 15.417 | 15.433 | 0.016 |
| 4 | 847 | 15.645 | 15.614 | -0.031 |
| 4 | 645 | 15.115 | 15.119 | 0.004 |
| 4 | 788 | 14.870 | 14.409 | -0.461 |
| 5 | 959 | 15.468 | 15.500 | 0.032 |
| 5 | 991 | 15.347 | 15.343 | -0.004 |
| 5 | 1000 | 14.582 | 14.592 | 0.010 |
| 5 | 1011 | 15.280 | 15.281 | 0.001 |
| 5 | 1087 | 15.188 | 15.199 | 0.011 |
| 5 | 1097 | 15.271 | 15.261 | -0.010 |
| 10 | 180 | 15.448 | 15.406 | -0.042 |
| 10 | 236 | 15.354 | 15.375 | 0.021 |
| 10 | 246 | 15.181 | 15.177 | -0.004 |
| 12 | 190 | 14.816 | 14.737 | -0.079 |
| 12 | 266 | 15.012 | 15.022 | 0.010 |
| 12 | 308 | 15.323 | 14.867 | -0.456 |
| 15 | 848 | 15.030 | 15.469 | 0.439 |
| 15 | 878 | 15.572 | 15.572 | 0.000 |
| 15 | 880 | 15.117 | 15.106 | -0.011 |
| 15 | 942 | 14.867 | 14.888 | 0.021 |
| 15 | 947 | 15.478 | 15.506 | 0.028 |
| 15 | 962 | 15.365 | 15.345 | -0.020 |
| 30 | 1141 | 15.143 | 15.127 | -0.016 |
| 30 | 1242 | 15.230 | 15.210 | -0.020 |
| 30 | 1417 | 15.179 | 15.226 | 0.047 |
| 32 | 1126 | 14.877 | 14.898 | 0.021 |
| 32 | 1165 | 15.473 | 15.479 | 0.006 |
| 32 | 1300 | 14.942 | 14.931 | -0.011 |
| 35 | 376 | 15.199 | 15.216 | 0.017 |
| 35 | 405 | 15.385 | 15.359 | -0.026 |
| 35 | 425 | 15.371 | 15.381 | 0.010 |
| 35 | 492 | 15.365 | 15.334 | -0.031 |
| 35 | 501 | 15.205 | 15.189 | -0.016 |
| 35 | 521 | 15.479 | 15.520 | 0.041 |
| 50 | 300 | 15.619 | 15.166 | -0.453 |
| 50 | 756 | 15.323 | 15.323 | 0.000 |
| 50 | 1100 | 15.178 | 15.188 | 0.010 |
| 52 | 451 | 15.281 | 15.319 | 0.038 |
| 52 | 587 | 15.067 | 15.073 | 0.006 |
| 52 | 956 | 14.802 | 14.823 | 0.021 |
| 55 | 198 | 15.339 | 15.302 | -0.037 |
| 55 | 220 | 14.657 | 14.657 | 0.000 |
| 55 | 665 | 15.468 | 15.447 | -0.021 |
| 55 | 818 | 15.375 | 15.364 | -0.011 |
| 55 | 1057 | 15.396 | 15.427 | 0.031 |
| 55 | 1137 | 15.106 | 15.085 | -0.021 |
| 100 | 448 | 14.926 | 14.905 | -0.021 |
| 100 | 938 | 15.375 | 15.375 | 0.000 |
| 100 | 1051 | 15.416 | 15.406 | -0.010 |
| 102 | 921 | 15.727 | 15.706 | -0.021 |
| 102 | 1113 | 15.323 | 15.288 | -0.035 |
| 102 | 1234 | 15.351 | 15.593 | 0.042 |
| 105 | 194 | 14.959 | 14.928 | -0.031 |
| 105 | 367 | 15.593 | 15.613 | 0.020 |
| 105 | 440 | 15.578 | 15.520 | -0.058 |
| 105 | 477 | 15.250 | 15.240 | -0.010 |
| 105 | 556 | 14.877 | 14.871 | -0.006 |
| 105 | 1213 | 15.354 | 15.364 | 0.010 |
| Max | | 15.727 | 15.706 | 0.446 |
| Average | | 15.227 | 15.217 | -0.010 |
| Min | | 14.582 | 14.409 | -0.461 |
| Std Dev | | 0.260 | 0.276 | 0.130 |

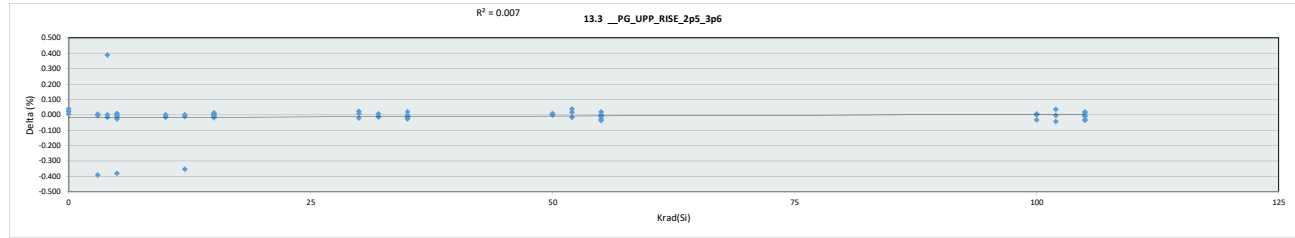


| 13.34_PG_UPP_FALL_1p5_2p | | | | | | | | | | | | | | | | |
|--------------------------|--------|-------------|--------|--------|--------|--------|--------|--------|--------|--------|--------|--------|--------|--------|--------|--------|
| Test Site | Tester | Test Number | Unit | % | | | | | | | | | | | | |
| Max Limit | 17 | % | | | | | | | | | | | | | | |
| Min Limit | 13 | % | | | | | | | | | | | | | | |
| Krad(Si) | 0 | 3 | 4 | 5 | 10 | 12 | 15 | 30 | 32 | 35 | 50 | 52 | 55 | 100 | 102 | 105 |
| LL | 13.000 | 13.000 | 13.000 | 13.000 | 13.000 | 13.000 | 13.000 | 13.000 | 13.000 | 13.000 | 13.000 | 13.000 | 13.000 | 13.000 | 13.000 | 13.000 |
| Min | 14.733 | 15.375 | 14.409 | 14.592 | 15.177 | 14.737 | 14.888 | 15.127 | 14.898 | 15.189 | 15.166 | 14.823 | 14.657 | 14.905 | 15.288 | 14.871 |
| Average | 14.936 | 15.415 | 15.047 | 15.196 | 15.319 | 14.875 | 15.314 | 15.188 | 15.103 | 15.333 | 15.226 | 15.072 | 15.214 | 15.229 | 15.529 | 15.256 |
| Max | 15.184 | 15.437 | 15.614 | 15.500 | 15.406 | 15.022 | 15.572 | 15.226 | 15.479 | 15.520 | 15.323 | 15.319 | 15.447 | 15.406 | 15.706 | 15.613 |
| UL | 17.000 | 17.000 | 17.000 | 17.000 | 17.000 | 17.000 | 17.000 | 17.000 | 17.000 | 17.000 | 17.000 | 17.000 | 17.000 | 17.000 | 17.000 | 17.000 |

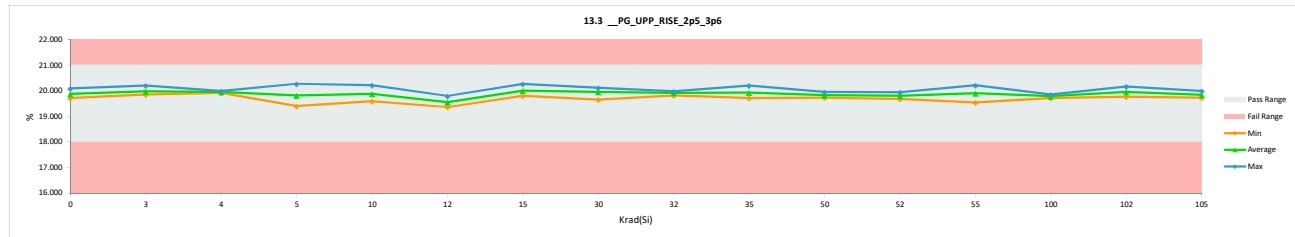


HDR TID Report
TPS7H3302-SP QML CALSS P

| 13.3 __PG_UPP_RISE_2p5_3p6 | | | | |
|----------------------------|--------|-------------|--------|--------|
| Test Site | Tester | Test Number | Unit | % |
| 0 | 775 | 19.802 | 19.828 | 0.026 |
| 0 | 1088 | 20.053 | 20.096 | 0.043 |
| 0 | 1106 | 19.715 | 19.722 | 0.007 |
| 3 | 817 | 20.246 | 19.858 | -0.388 |
| 3 | 825 | 20.200 | 20.207 | 0.007 |
| 3 | 833 | 19.858 | 19.858 | 0.000 |
| 4 | 547 | 19.994 | 19.997 | 0.003 |
| 4 | 645 | 19.955 | 19.942 | -0.013 |
| 4 | 788 | 19.522 | 19.915 | 0.393 |
| 5 | 959 | 20.261 | 20.272 | 0.011 |
| 5 | 991 | 19.713 | 19.723 | 0.010 |
| 5 | 1000 | 19.425 | 19.402 | -0.023 |
| 5 | 1011 | 20.065 | 20.059 | -0.006 |
| 5 | 1087 | 20.079 | 20.077 | -0.002 |
| 5 | 1097 | 19.776 | 19.399 | -0.377 |
| 10 | 180 | 19.835 | 19.838 | 0.003 |
| 10 | 236 | 20.219 | 20.210 | -0.009 |
| 10 | 246 | 19.606 | 19.596 | -0.010 |
| 12 | 190 | 19.367 | 19.361 | -0.006 |
| 12 | 266 | 19.845 | 19.496 | -0.349 |
| 12 | 308 | 19.793 | 19.796 | 0.003 |
| 15 | 848 | 19.973 | 19.970 | -0.003 |
| 15 | 878 | 19.958 | 19.968 | 0.010 |
| 15 | 880 | 20.034 | 20.051 | 0.017 |
| 15 | 942 | 19.793 | 19.803 | 0.010 |
| 15 | 947 | 20.284 | 20.268 | -0.016 |
| 15 | 962 | 19.947 | 19.941 | -0.006 |
| 30 | 1141 | 19.674 | 19.657 | -0.017 |
| 30 | 1242 | 20.093 | 20.119 | 0.026 |
| 30 | 1417 | 20.083 | 20.096 | 0.013 |
| 32 | 1126 | 19.812 | 19.822 | 0.010 |
| 32 | 1165 | 19.993 | 19.983 | -0.010 |
| 32 | 1300 | 19.934 | 19.928 | -0.006 |
| 35 | 376 | 19.744 | 19.728 | -0.016 |
| 35 | 405 | 20.213 | 20.207 | -0.006 |
| 35 | 425 | 20.174 | 20.174 | 0.000 |
| 35 | 492 | 19.838 | 19.832 | -0.006 |
| 35 | 501 | 19.738 | 19.715 | -0.023 |
| 35 | 521 | 19.916 | 19.939 | 0.023 |
| 50 | 300 | 19.948 | 19.954 | 0.006 |
| 50 | 756 | 19.786 | 19.789 | 0.003 |
| 50 | 1100 | 19.712 | 19.725 | 0.013 |
| 52 | 451 | 19.741 | 19.783 | 0.042 |
| 52 | 587 | 19.951 | 19.938 | -0.013 |
| 52 | 956 | 19.657 | 19.677 | 0.020 |
| 55 | 198 | 20.171 | 20.138 | -0.033 |
| 55 | 220 | 19.560 | 19.537 | -0.023 |
| 55 | 665 | 19.877 | 19.870 | -0.007 |
| 55 | 818 | 20.219 | 20.219 | 0.000 |
| 55 | 1057 | 19.979 | 20.002 | 0.023 |
| 55 | 1137 | 19.650 | 19.654 | 0.004 |
| 100 | 448 | 19.706 | 19.716 | 0.010 |
| 100 | 938 | 19.822 | 19.792 | -0.030 |
| 100 | 1051 | 19.844 | 19.848 | 0.004 |
| 102 | 921 | 20.161 | 20.161 | 0.000 |
| 102 | 1113 | 19.799 | 19.760 | -0.039 |
| 102 | 1234 | 19.918 | 19.958 | 0.040 |
| 105 | 194 | 19.838 | 19.831 | -0.007 |
| 105 | 367 | 19.967 | 19.990 | 0.023 |
| 105 | 440 | 19.954 | 19.922 | -0.032 |
| 105 | 477 | 19.734 | 19.734 | 0.000 |
| 105 | 556 | 19.819 | 19.792 | -0.027 |
| 105 | 1213 | 19.792 | 19.809 | 0.017 |
| Max | | 20.284 | 20.272 | 0.393 |
| Average | | 19.891 | 19.880 | -0.011 |
| Min | | 19.367 | 19.361 | -0.388 |
| Std Dev | | 0.206 | 0.212 | 0.097 |

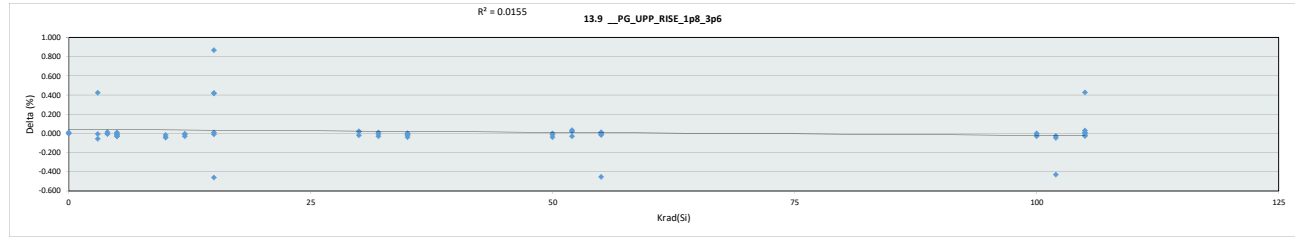


| 13.3 __PG_UPP_RISE_2p5_3p6 | | | | | | | | | | | | | | | | |
|----------------------------|--------|-------------|--------|--------|--------|--------|--------|--------|--------|--------|--------|--------|--------|--------|--------|--------|
| Test Site | Tester | Test Number | Unit | % | | | | | | | | | | | | |
| Max Limit | | 21 | | % | | | | | | | | | | | | |
| Min Limit | | 18 | | % | | | | | | | | | | | | |
| Krad(Si) | 0 | 3 | 4 | 5 | 10 | 12 | 15 | 30 | 32 | 35 | 50 | 52 | 55 | 100 | 102 | 105 |
| LL | 18.000 | 18.000 | 18.000 | 18.000 | 18.000 | 18.000 | 18.000 | 18.000 | 18.000 | 18.000 | 18.000 | 18.000 | 18.000 | 18.000 | 18.000 | 18.000 |
| Min | 19.722 | 19.858 | 19.915 | 19.399 | 19.596 | 19.361 | 19.803 | 19.657 | 19.822 | 19.715 | 19.725 | 19.677 | 19.537 | 19.716 | 19.760 | 19.734 |
| Average | 19.882 | 19.974 | 19.951 | 19.822 | 19.881 | 19.551 | 20.000 | 19.957 | 19.911 | 19.933 | 19.823 | 19.799 | 19.903 | 19.785 | 19.960 | 19.846 |
| Max | 20.096 | 20.207 | 19.997 | 20.272 | 20.210 | 19.796 | 20.268 | 20.119 | 19.983 | 20.207 | 19.954 | 19.938 | 20.219 | 19.848 | 20.161 | 19.990 |
| UL | 21.000 | 21.000 | 21.000 | 21.000 | 21.000 | 21.000 | 21.000 | 21.000 | 21.000 | 21.000 | 21.000 | 21.000 | 21.000 | 21.000 | 21.000 | 21.000 |

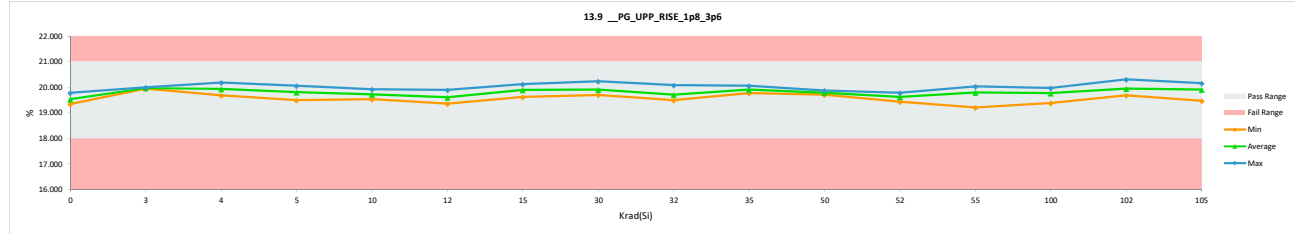


HDR TID Report
TPS7H3302-SP QML CALSS P

| 13.9 __PG_UPP_RISE_1p8_3p6 | | | | |
|----------------------------|--------|-------------|--------|--------|
| Test Site | Tester | Test Number | Unit | % |
| 0 | 775 | 19.457 | 19.466 | 0.009 |
| 0 | 1088 | 19.772 | 19.790 | 0.018 |
| 0 | 1106 | 19.341 | 19.350 | 0.009 |
| 3 | 817 | 19.997 | 19.997 | 0.000 |
| 3 | 825 | 19.520 | 19.952 | 0.432 |
| 3 | 833 | 20.006 | 19.956 | -0.050 |
| 4 | 847 | 20.177 | 20.182 | 0.005 |
| 4 | 645 | 19.659 | 19.681 | 0.022 |
| 4 | 788 | 19.948 | 19.948 | 0.000 |
| 5 | 959 | 20.037 | 20.056 | 0.019 |
| 5 | 991 | 19.888 | 19.884 | -0.004 |
| 5 | 1000 | 19.513 | 19.504 | -0.009 |
| 5 | 1011 | 19.825 | 19.802 | -0.023 |
| 5 | 1087 | 19.781 | 19.759 | -0.022 |
| 5 | 1097 | 19.862 | 19.862 | 0.000 |
| 10 | 180 | 19.547 | 19.538 | -0.009 |
| 10 | 236 | 19.965 | 19.929 | -0.036 |
| 10 | 246 | 19.730 | 19.699 | -0.031 |
| 12 | 190 | 19.386 | 19.363 | -0.023 |
| 12 | 266 | 19.565 | 19.565 | 0.000 |
| 12 | 308 | 19.898 | 19.898 | 0.000 |
| 15 | 848 | 20.078 | 19.625 | -0.453 |
| 15 | 878 | 19.248 | 20.123 | 0.875 |
| 15 | 880 | 19.701 | 19.719 | 0.018 |
| 15 | 942 | 19.493 | 19.921 | 0.428 |
| 15 | 947 | 19.586 | 20.010 | 0.424 |
| 15 | 962 | 19.984 | 19.980 | -0.004 |
| 30 | 1141 | 19.719 | 19.705 | -0.014 |
| 30 | 1242 | 19.786 | 19.813 | 0.027 |
| 30 | 1417 | 20.208 | 20.235 | 0.027 |
| 32 | 1126 | 19.475 | 19.493 | 0.018 |
| 32 | 1165 | 20.083 | 20.083 | 0.000 |
| 32 | 1300 | 19.567 | 19.544 | -0.023 |
| 35 | 376 | 19.785 | 19.791 | 0.006 |
| 35 | 405 | 19.938 | 19.947 | 0.009 |
| 35 | 425 | 19.916 | 19.916 | 0.000 |
| 35 | 492 | 19.975 | 19.961 | -0.014 |
| 35 | 501 | 19.799 | 19.768 | -0.031 |
| 35 | 521 | 20.060 | 20.060 | 0.000 |
| 50 | 300 | 19.699 | 19.708 | 0.009 |
| 50 | 756 | 19.912 | 19.880 | -0.032 |
| 50 | 1100 | 19.786 | 19.781 | -0.005 |
| 52 | 451 | 19.398 | 19.439 | 0.041 |
| 52 | 587 | 19.649 | 19.627 | -0.022 |
| 52 | 956 | 19.762 | 19.789 | 0.027 |
| 55 | 198 | 19.844 | 19.862 | 0.018 |
| 55 | 220 | 19.654 | 19.207 | -0.447 |
| 55 | 665 | 20.033 | 20.033 | 0.000 |
| 55 | 818 | 19.961 | 19.952 | -0.009 |
| 55 | 1057 | 20.024 | 20.042 | 0.018 |
| 55 | 1137 | 19.692 | 19.692 | 0.000 |
| 100 | 448 | 19.413 | 19.391 | -0.022 |
| 100 | 938 | 19.952 | 19.952 | 0.000 |
| 100 | 1051 | 19.961 | 19.970 | 0.009 |
| 102 | 921 | 20.330 | 20.312 | -0.018 |
| 102 | 1113 | 19.902 | 19.862 | -0.040 |
| 102 | 1234 | 20.105 | 19.681 | -0.424 |
| 105 | 194 | 19.979 | 19.961 | -0.018 |
| 105 | 367 | 20.132 | 20.168 | 0.036 |
| 105 | 440 | 19.663 | 20.096 | 0.433 |
| 105 | 477 | 19.817 | 19.835 | 0.018 |
| 105 | 556 | 19.475 | 19.479 | 0.004 |
| 105 | 1213 | 19.916 | 19.902 | -0.014 |
| Max | | 20.330 | 20.312 | 0.875 |
| Average | | 19.799 | 19.817 | 0.018 |
| Min | | 19.248 | 19.207 | -0.453 |
| Std Dev | | 0.238 | 0.235 | 0.183 |

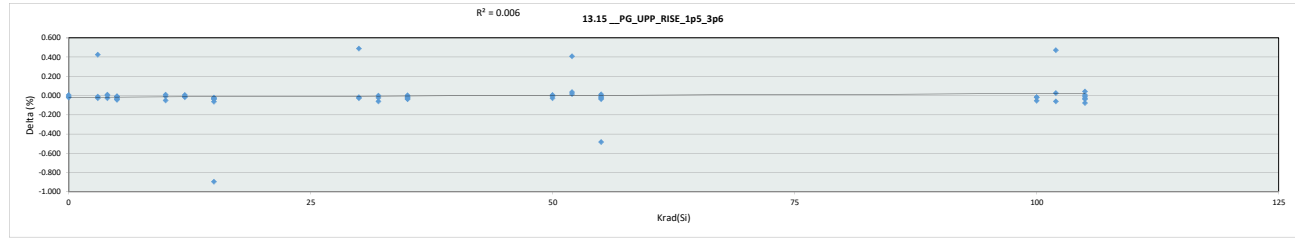


| 13.9 __PG_UPP_RISE_1p8_3p6 | | | | | | | | | | | | | | | | |
|----------------------------|--------|-------------|--------|--------|--------|--------|--------|--------|--------|--------|--------|--------|--------|--------|--------|--------|
| Test Site | Tester | Test Number | Unit | % | | | | | | | | | | | | |
| Max Limit | | 21 | | % | | | | | | | | | | | | |
| Min Limit | | 18 | | % | | | | | | | | | | | | |
| Krad(S) | 0 | 3 | 4 | 5 | 10 | 12 | 15 | 30 | 32 | 35 | 50 | 52 | 55 | 100 | 102 | 105 |
| LL | 18.000 | 18.000 | 18.000 | 18.000 | 18.000 | 18.000 | 18.000 | 18.000 | 18.000 | 18.000 | 18.000 | 18.000 | 18.000 | 18.000 | 18.000 | 18.000 |
| Min | 19.350 | 19.952 | 19.681 | 19.504 | 19.538 | 19.363 | 19.625 | 19.705 | 19.493 | 19.768 | 19.708 | 19.439 | 19.207 | 19.391 | 19.681 | 19.479 |
| Average | 19.535 | 19.968 | 19.937 | 19.811 | 19.722 | 19.609 | 19.896 | 19.918 | 19.707 | 19.907 | 19.790 | 19.618 | 19.798 | 19.771 | 19.952 | 19.907 |
| Max | 19.790 | 19.997 | 20.182 | 20.056 | 19.929 | 19.898 | 20.123 | 20.235 | 20.083 | 20.060 | 19.880 | 19.789 | 20.042 | 19.970 | 20.312 | 20.168 |
| UL | 21.000 | 21.000 | 21.000 | 21.000 | 21.000 | 21.000 | 21.000 | 21.000 | 21.000 | 21.000 | 21.000 | 21.000 | 21.000 | 21.000 | 21.000 | 21.000 |

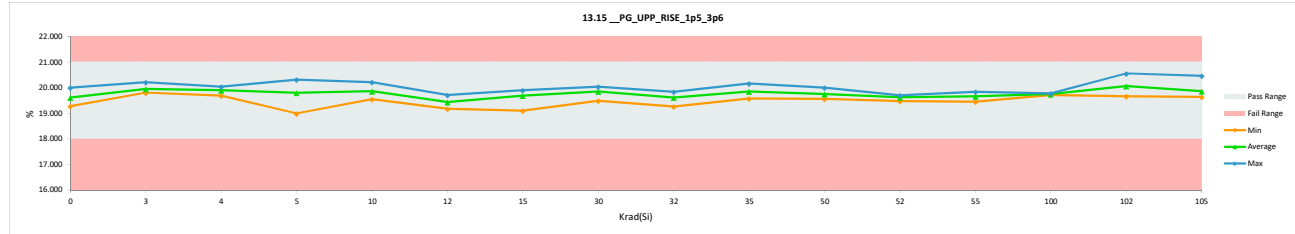


HDR TID Report
TPS7H3302-SP QML CALSS P

| 13.15_PG_UPP_RISE_1p5_3p6 | | | | |
|---------------------------|----------|--------|--------|--------|
| Test Site | Serial # | PRE | POST | Delta |
| 0 | 775 | 19.298 | 19.282 | -0.016 |
| 0 | 1088 | 20.007 | 20.001 | -0.006 |
| 0 | 1106 | 19.567 | 19.578 | 0.011 |
| 3 | 817 | 19.395 | 19.825 | 0.430 |
| 3 | 825 | 20.239 | 20.217 | -0.022 |
| 3 | 833 | 19.814 | 19.809 | -0.005 |
| 4 | 847 | 20.019 | 20.035 | 0.016 |
| 4 | 645 | 19.992 | 19.971 | -0.021 |
| 4 | 788 | 19.691 | 19.696 | 0.005 |
| 5 | 959 | 20.325 | 20.319 | -0.006 |
| 5 | 991 | 19.782 | 19.782 | 0.000 |
| 5 | 1000 | 18.999 | 18.994 | -0.005 |
| 5 | 1011 | 20.143 | 20.105 | -0.038 |
| 5 | 1087 | 20.012 | 19.991 | -0.021 |
| 5 | 1097 | 19.663 | 19.631 | -0.032 |
| 10 | 180 | 19.820 | 19.836 | 0.016 |
| 10 | 236 | 20.217 | 20.217 | 0.000 |
| 10 | 246 | 19.593 | 19.550 | -0.043 |
| 12 | 190 | 19.192 | 19.181 | -0.011 |
| 12 | 266 | 19.406 | 19.417 | 0.011 |
| 12 | 308 | 19.717 | 19.717 | 0.000 |
| 15 | 848 | 19.889 | 19.830 | -0.059 |
| 15 | 878 | 19.997 | 19.109 | -0.888 |
| 15 | 880 | 19.926 | 19.899 | -0.027 |
| 15 | 942 | 19.717 | 19.696 | -0.021 |
| 15 | 947 | 19.895 | 19.879 | -0.016 |
| 15 | 962 | 19.733 | 19.701 | -0.032 |
| 30 | 1141 | 19.514 | 19.492 | -0.022 |
| 30 | 1242 | 19.551 | 20.045 | 0.494 |
| 30 | 1417 | 20.023 | 20.012 | -0.011 |
| 32 | 1126 | 19.266 | 19.272 | 0.006 |
| 32 | 1165 | 19.900 | 19.846 | -0.054 |
| 32 | 1300 | 19.755 | 19.738 | -0.017 |
| 35 | 376 | 19.609 | 19.578 | -0.031 |
| 35 | 405 | 20.195 | 20.168 | -0.027 |
| 35 | 425 | 20.174 | 20.157 | -0.017 |
| 35 | 492 | 19.750 | 19.760 | 0.010 |
| 35 | 501 | 19.605 | 19.589 | -0.016 |
| 35 | 521 | 19.889 | 19.889 | 0.000 |
| 50 | 300 | 19.997 | 20.008 | 0.011 |
| 50 | 756 | 19.695 | 19.674 | -0.021 |
| 50 | 1100 | 19.572 | 19.572 | 0.000 |
| 52 | 451 | 19.680 | 19.701 | 0.021 |
| 52 | 587 | 19.066 | 19.480 | 0.414 |
| 52 | 956 | 19.653 | 19.696 | 0.043 |
| 55 | 198 | 19.685 | 19.663 | -0.022 |
| 55 | 220 | 19.534 | 19.523 | -0.011 |
| 55 | 665 | 19.878 | 19.846 | -0.032 |
| 55 | 818 | 20.206 | 19.728 | -0.478 |
| 55 | 1057 | 19.771 | 19.791 | 0.020 |
| 55 | 1137 | 19.449 | 19.449 | 0.000 |
| 100 | 448 | 19.782 | 19.771 | -0.011 |
| 100 | 938 | 19.771 | 19.722 | -0.049 |
| 100 | 1051 | 19.792 | 19.781 | -0.011 |
| 102 | 921 | 20.081 | 20.560 | 0.479 |
| 102 | 1113 | 19.717 | 19.663 | -0.054 |
| 102 | 1234 | 19.943 | 19.975 | 0.032 |
| 105 | 194 | 19.781 | 19.760 | -0.021 |
| 105 | 367 | 20.416 | 20.465 | 0.049 |
| 105 | 440 | 19.981 | 19.910 | -0.071 |
| 105 | 477 | 19.631 | 19.642 | 0.011 |
| 105 | 556 | 19.717 | 19.717 | 0.000 |
| 105 | 1213 | 19.749 | 19.717 | -0.032 |
| Max | | 20.416 | 20.560 | 0.494 |
| Average | | 19.775 | 19.772 | -0.003 |
| Min | | 18.999 | 18.994 | -0.888 |
| Std Dev | | 0.289 | 0.295 | 0.174 |

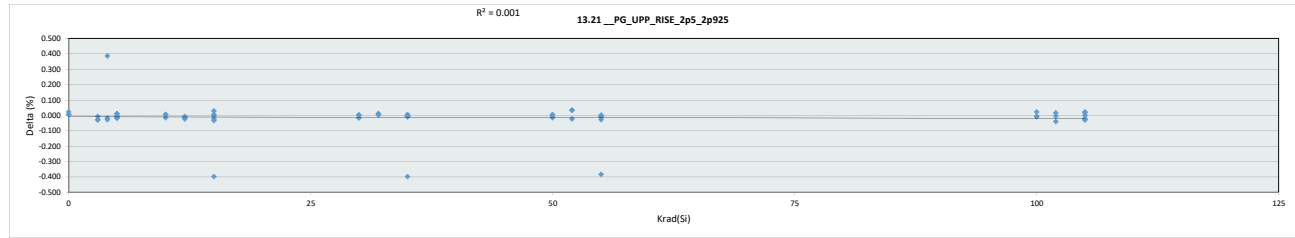


| 13.15_PG_UPP_RISE_1p5_3p6 | | | | | | | | | | | | | |
|---------------------------|----------|--------|--------|--------|--|--|--|--|--|--|--|--|--|
| Test Site | Serial # | PRE | POST | Delta | | | | | | | | | |
| 0 | 775 | 19.298 | 19.282 | -0.016 | | | | | | | | | |
| 0 | 1088 | 20.007 | 20.001 | -0.006 | | | | | | | | | |
| 0 | 1106 | 19.567 | 19.578 | 0.011 | | | | | | | | | |
| 3 | 817 | 19.395 | 19.825 | 0.430 | | | | | | | | | |
| 3 | 825 | 20.239 | 20.217 | -0.022 | | | | | | | | | |
| 3 | 833 | 19.814 | 19.809 | -0.005 | | | | | | | | | |
| 4 | 847 | 20.019 | 20.035 | 0.016 | | | | | | | | | |
| 4 | 645 | 19.992 | 19.971 | -0.021 | | | | | | | | | |
| 4 | 788 | 19.691 | 19.696 | 0.005 | | | | | | | | | |
| 5 | 959 | 20.325 | 20.319 | -0.006 | | | | | | | | | |
| 5 | 991 | 19.782 | 19.782 | 0.000 | | | | | | | | | |
| 5 | 1000 | 18.999 | 18.994 | -0.005 | | | | | | | | | |
| 5 | 1011 | 20.143 | 20.105 | -0.038 | | | | | | | | | |
| 5 | 1087 | 20.012 | 19.991 | -0.021 | | | | | | | | | |
| 5 | 1097 | 19.663 | 19.631 | -0.032 | | | | | | | | | |
| 10 | 180 | 19.820 | 19.836 | 0.016 | | | | | | | | | |
| 10 | 236 | 20.217 | 20.217 | 0.000 | | | | | | | | | |
| 10 | 246 | 19.593 | 19.550 | -0.043 | | | | | | | | | |
| 12 | 190 | 19.192 | 19.181 | -0.011 | | | | | | | | | |
| 12 | 266 | 19.406 | 19.417 | 0.011 | | | | | | | | | |
| 12 | 308 | 19.717 | 19.717 | 0.000 | | | | | | | | | |
| 15 | 848 | 19.889 | 19.830 | -0.059 | | | | | | | | | |
| 15 | 878 | 19.997 | 19.109 | -0.888 | | | | | | | | | |
| 15 | 880 | 19.926 | 19.899 | -0.027 | | | | | | | | | |
| 15 | 942 | 19.717 | 19.696 | -0.021 | | | | | | | | | |
| 15 | 947 | 19.895 | 19.879 | -0.016 | | | | | | | | | |
| 15 | 962 | 19.733 | 19.701 | -0.032 | | | | | | | | | |
| 30 | 1141 | 19.514 | 19.492 | -0.022 | | | | | | | | | |
| 30 | 1242 | 19.551 | 20.045 | 0.494 | | | | | | | | | |
| 30 | 1417 | 20.023 | 20.012 | -0.011 | | | | | | | | | |
| 32 | 1126 | 19.266 | 19.272 | 0.006 | | | | | | | | | |
| 32 | 1165 | 19.900 | 19.846 | -0.054 | | | | | | | | | |
| 32 | 1300 | 19.755 | 19.738 | -0.017 | | | | | | | | | |
| 35 | 376 | 19.609 | 19.578 | -0.031 | | | | | | | | | |
| 35 | 405 | 20.195 | 20.168 | -0.027 | | | | | | | | | |
| 35 | 425 | 20.174 | 20.157 | -0.017 | | | | | | | | | |
| 35 | 492 | 19.750 | 19.760 | 0.010 | | | | | | | | | |
| 35 | 501 | 19.605 | 19.589 | -0.016 | | | | | | | | | |
| 35 | 521 | 19.889 | 19.889 | 0.000 | | | | | | | | | |
| 50 | 300 | 19.997 | 20.008 | 0.011 | | | | | | | | | |
| 50 | 756 | 19.695 | 19.674 | -0.021 | | | | | | | | | |
| 50 | 1100 | 19.572 | 19.572 | 0.000 | | | | | | | | | |
| 52 | 451 | 19.680 | 19.701 | 0.021 | | | | | | | | | |
| 52 | 587 | 19.066 | 19.480 | 0.414 | | | | | | | | | |
| 52 | 956 | 19.653 | 19.696 | 0.043 | | | | | | | | | |
| 55 | 198 | 19.685 | 19.663 | -0.022 | | | | | | | | | |
| 55 | 220 | 19.534 | 19.523 | -0.011 | | | | | | | | | |
| 55 | 665 | 19.878 | 19.846 | -0.032 | | | | | | | | | |
| 55 | 818 | 20.206 | 19.728 | -0.478 | | | | | | | | | |
| 55 | 1057 | 19.771 | 19.791 | 0.020 | | | | | | | | | |
| 55 | 1137 | 19.449 | 19.449 | 0.000 | | | | | | | | | |
| 100 | 448 | 19.782 | 19.771 | -0.011 | | | | | | | | | |
| 100 | 938 | 19.771 | 19.722 | -0.049 | | | | | | | | | |
| 100 | 1051 | 19.792 | 19.781 | -0.011 | | | | | | | | | |
| 102 | 921 | 20.081 | 20.560 | 0.479 | | | | | | | | | |
| 102 | 1113 | 19.717 | 19.663 | -0.054 | | | | | | | | | |
| 102 | 1234 | 19.943 | 19.975 | 0.032 | | | | | | | | | |
| 105 | 194 | 19.781 | 19.760 | -0.021 | | | | | | | | | |
| 105 | 367 | 20.416 | 20.465 | 0.049 | | | | | | | | | |
| 105 | 440 | 19.981 | 19.910 | -0.071 | | | | | | | | | |
| 105 | 477 | 19.631 | 19.642 | 0.011 | | | | | | | | | |
| 105 | 556 | 19.717 | 19.717 | 0.000 | | | | | | | | | |
| 105 | 1213 | 19.749 | 19.717 | -0.032 | | | | | | | | | |
| Max | | 20.416 | 20.560 | 0.494 | | | | | | | | | |
| Average | | 19.775 | 19.772 | -0.003 | | | | | | | | | |
| Min | | 18.999 | 18.994 | -0.888 | | | | | | | | | |
| UL | | 21.000 | 21.000 | 21.000 | | | | | | | | | |

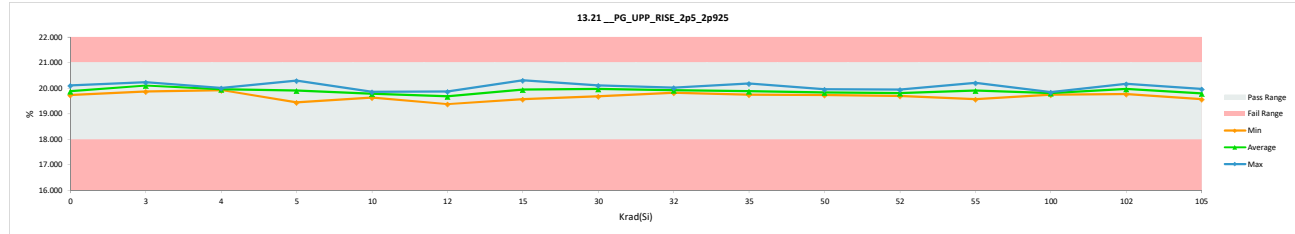


HDR TID Report
TPS7H3302-SP QML CALSS P

| 13.21_PG_UPP_RISE_2p5_2p925 | | | | |
|-----------------------------|----------|-------------|--------|--------|
| Test Site | Tester | Test Number | Unit | |
| | | | % | % |
| Max Limit | 21 | 21 | | |
| Min Limit | 18 | 18 | | |
| Krad(Si) | Serial # | PRE | POST | Delta |
| 0 | 775 | 19.812 | 19.822 | 0.010 |
| 0 | 1088 | 20.089 | 20.115 | 0.026 |
| 0 | 1106 | 19.725 | 19.735 | 0.010 |
| 3 | 817 | 20.265 | 20.239 | -0.026 |
| 3 | 825 | 20.233 | 20.210 | -0.023 |
| 3 | 833 | 19.877 | 19.874 | -0.003 |
| 4 | 847 | 20.030 | 20.007 | -0.023 |
| 4 | 645 | 19.974 | 19.961 | -0.013 |
| 4 | 788 | 19.538 | 19.928 | 0.390 |
| 5 | 959 | 20.290 | 20.304 | 0.014 |
| 5 | 991 | 19.745 | 19.736 | -0.009 |
| 5 | 1000 | 19.428 | 19.445 | 0.017 |
| 5 | 1011 | 20.094 | 20.078 | -0.016 |
| 5 | 1087 | 20.109 | 20.106 | -0.003 |
| 5 | 1097 | 19.796 | 19.796 | 0.000 |
| 10 | 180 | 19.855 | 19.845 | -0.010 |
| 10 | 236 | 19.851 | 19.861 | 0.010 |
| 10 | 246 | 19.628 | 19.638 | 0.010 |
| 12 | 190 | 19.399 | 19.380 | -0.019 |
| 12 | 266 | 19.874 | 19.871 | -0.003 |
| 12 | 308 | 19.809 | 19.799 | -0.010 |
| 15 | 848 | 19.999 | 19.980 | -0.019 |
| 15 | 878 | 19.971 | 19.577 | -0.394 |
| 15 | 880 | 20.057 | 20.057 | 0.000 |
| 15 | 942 | 19.835 | 19.806 | -0.029 |
| 15 | 947 | 20.281 | 20.314 | 0.033 |
| 15 | 962 | 19.944 | 19.954 | 0.010 |
| 30 | 1141 | 19.683 | 19.687 | 0.004 |
| 30 | 1242 | 20.122 | 20.109 | -0.013 |
| 30 | 1417 | 20.109 | 20.116 | 0.007 |
| 32 | 1126 | 19.809 | 19.819 | 0.010 |
| 32 | 1165 | 20.012 | 20.028 | 0.016 |
| 32 | 1300 | 19.924 | 19.931 | 0.007 |
| 35 | 376 | 19.741 | 19.745 | 0.004 |
| 35 | 405 | 20.219 | 19.825 | -0.394 |
| 35 | 425 | 20.187 | 20.184 | -0.003 |
| 35 | 492 | 19.855 | 19.851 | -0.004 |
| 35 | 501 | 19.741 | 19.751 | 0.010 |
| 35 | 521 | 19.939 | 19.939 | 0.000 |
| 50 | 300 | 19.977 | 19.967 | -0.010 |
| 50 | 756 | 19.805 | 19.805 | 0.000 |
| 50 | 1100 | 19.721 | 19.731 | 0.010 |
| 52 | 451 | 19.760 | 19.796 | 0.036 |
| 52 | 587 | 19.971 | 19.951 | -0.020 |
| 52 | 956 | 19.654 | 19.693 | 0.039 |
| 55 | 198 | 20.151 | 20.157 | 0.006 |
| 55 | 220 | 19.573 | 19.573 | 0.000 |
| 55 | 665 | 19.896 | 19.890 | -0.006 |
| 55 | 818 | 20.232 | 20.209 | -0.023 |
| 55 | 1057 | 19.992 | 19.992 | 0.000 |
| 55 | 1137 | 20.037 | 19.657 | -0.380 |
| 100 | 448 | 19.719 | 19.745 | 0.026 |
| 100 | 938 | 19.825 | 19.821 | -0.004 |
| 100 | 1051 | 19.851 | 19.851 | 0.000 |
| 102 | 921 | 20.180 | 20.180 | 0.000 |
| 102 | 1113 | 19.809 | 19.773 | -0.036 |
| 102 | 1234 | 19.941 | 19.961 | 0.020 |
| 105 | 194 | 19.861 | 19.841 | -0.020 |
| 105 | 367 | 19.997 | 19.980 | -0.017 |
| 105 | 440 | 19.599 | 19.573 | -0.026 |
| 105 | 477 | 19.738 | 19.741 | 0.003 |
| 105 | 556 | 19.809 | 19.835 | 0.026 |
| 105 | 1213 | 19.805 | 19.825 | 0.020 |
| Max | | 20.290 | 20.314 | 0.390 |
| Average | | 19.901 | 19.888 | -0.012 |
| Min | | 19.399 | 19.380 | -0.394 |
| Std Dev | | 0.205 | 0.199 | 0.099 |

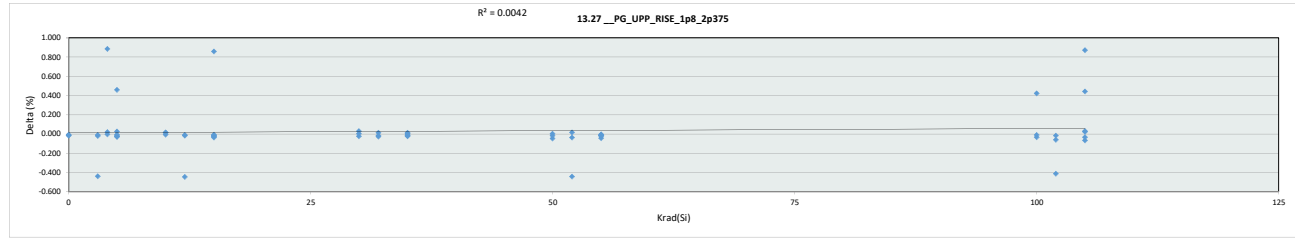


| 13.21_PG_UPP_RISE_2p5_2p925 | | | | | | | | | | | | | | | | |
|-----------------------------|--------|-------------|--------|--------|--------|--------|--------|--------|--------|--------|--------|--------|--------|--------|--------|--------|
| Test Site | Tester | Test Number | Unit | | | | | | | | | | | | | |
| Max Limit | 21 | % | | | | | | | | | | | | | | |
| Min Limit | 18 | % | | | | | | | | | | | | | | |
| Krad(Si) | 0 | 3 | 4 | 5 | 10 | 12 | 15 | 30 | 32 | 35 | 50 | 52 | 55 | 100 | 102 | 105 |
| LL | 18.000 | 18.000 | 18.000 | 18.000 | 18.000 | 18.000 | 18.000 | 18.000 | 18.000 | 18.000 | 18.000 | 18.000 | 18.000 | 18.000 | 18.000 | 18.000 |
| Min | 19.735 | 19.874 | 19.928 | 19.445 | 19.638 | 19.380 | 19.577 | 19.687 | 19.819 | 19.745 | 19.731 | 19.693 | 19.573 | 19.745 | 19.773 | 19.573 |
| Average | 19.891 | 20.108 | 19.965 | 19.911 | 19.781 | 19.683 | 19.948 | 19.971 | 19.926 | 19.883 | 19.834 | 19.813 | 19.913 | 19.806 | 19.971 | 19.799 |
| Max | 20.115 | 20.239 | 20.007 | 20.304 | 19.861 | 19.871 | 20.314 | 20.116 | 20.028 | 20.184 | 19.967 | 19.951 | 20.209 | 19.851 | 20.180 | 19.980 |
| UL | 21.000 | 21.000 | 21.000 | 21.000 | 21.000 | 21.000 | 21.000 | 21.000 | 21.000 | 21.000 | 21.000 | 21.000 | 21.000 | 21.000 | 21.000 | 21.000 |

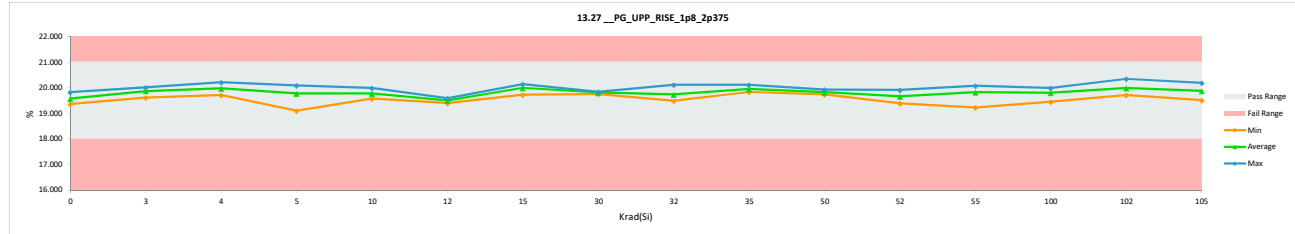


HDR TID Report
TPS7H3302-SP QML CALSS P

| 13.27_PG_UPP_RISE_1p8_2p375 | | | | |
|-----------------------------|----------|-------------|--------|--------|
| Test Site | Tester | Test Number | Unit | |
| | | | % | % |
| Max Limit | | 21 | | 21 |
| Min Limit | | 18 | | 18 |
| Krad(Si) | Serial # | PRE | POST | Delta |
| 0 | 775 | 19.528 | 19.520 | -0.008 |
| 0 | 1088 | 19.835 | 19.826 | -0.009 |
| 0 | 1106 | 19.372 | 19.372 | 0.000 |
| 3 | 817 | 20.042 | 19.610 | -0.432 |
| 3 | 825 | 20.011 | 19.997 | -0.014 |
| 3 | 833 | 20.015 | 20.010 | -0.005 |
| 4 | 547 | 20.186 | 20.213 | 0.027 |
| 4 | 645 | 19.713 | 19.717 | 0.004 |
| 4 | 788 | 19.105 | 19.998 | 0.893 |
| 5 | 959 | 20.100 | 20.087 | -0.013 |
| 5 | 991 | 19.458 | 19.924 | 0.466 |
| 5 | 1000 | 19.129 | 19.106 | -0.023 |
| 5 | 1011 | 19.870 | 19.870 | 0.000 |
| 5 | 1087 | 19.794 | 19.827 | 0.033 |
| 5 | 1097 | 19.907 | 19.889 | -0.018 |
| 10 | 180 | 19.560 | 19.583 | 0.023 |
| 10 | 236 | 19.988 | 19.988 | 0.000 |
| 10 | 246 | 19.744 | 19.762 | 0.018 |
| 12 | 190 | 19.413 | 19.408 | -0.005 |
| 12 | 266 | 19.601 | 19.592 | -0.009 |
| 12 | 308 | 19.952 | 19.511 | -0.441 |
| 15 | 848 | 20.114 | 20.092 | -0.022 |
| 15 | 878 | 19.270 | 20.136 | 0.866 |
| 15 | 880 | 19.741 | 19.732 | -0.009 |
| 15 | 942 | 19.875 | 19.943 | 0.032 |
| 15 | 947 | 20.073 | 20.060 | -0.013 |
| 15 | 962 | 20.020 | 20.020 | 0.000 |
| 30 | 1141 | 19.750 | 19.759 | 0.009 |
| 30 | 1242 | 19.862 | 19.844 | -0.018 |
| 30 | 1417 | 19.804 | 19.840 | 0.036 |
| 32 | 1126 | 19.479 | 19.497 | 0.018 |
| 32 | 1165 | 20.141 | 20.119 | -0.022 |
| 32 | 1300 | 19.603 | 19.594 | -0.009 |
| 35 | 376 | 19.830 | 19.836 | 0.006 |
| 35 | 405 | 19.988 | 19.970 | -0.018 |
| 35 | 425 | 19.970 | 19.961 | -0.009 |
| 35 | 492 | 19.974 | 19.988 | 0.014 |
| 35 | 501 | 19.844 | 19.836 | -0.008 |
| 35 | 521 | 20.096 | 20.114 | 0.018 |
| 50 | 300 | 19.735 | 19.744 | 0.009 |
| 50 | 756 | 19.965 | 19.925 | -0.040 |
| 50 | 1100 | 19.826 | 19.817 | -0.009 |
| 52 | 451 | 19.898 | 19.921 | 0.023 |
| 52 | 587 | 19.703 | 19.672 | -0.031 |
| 52 | 956 | 19.834 | 19.396 | -0.438 |
| 55 | 198 | 19.930 | 19.916 | -0.014 |
| 55 | 220 | 19.239 | 19.234 | -0.005 |
| 55 | 665 | 20.087 | 20.051 | -0.036 |
| 55 | 818 | 19.988 | 19.979 | -0.009 |
| 55 | 1057 | 20.069 | 20.073 | 0.004 |
| 55 | 1137 | 19.736 | 19.727 | -0.009 |
| 100 | 448 | 19.462 | 19.458 | -0.004 |
| 100 | 938 | 19.997 | 19.970 | -0.027 |
| 100 | 1051 | 19.564 | 19.992 | 0.428 |
| 102 | 921 | 20.357 | 20.348 | -0.009 |
| 102 | 1113 | 19.952 | 19.898 | -0.054 |
| 102 | 1234 | 20.223 | 19.717 | -0.406 |
| 105 | 194 | 19.127 | 20.006 | 0.879 |
| 105 | 367 | 20.159 | 20.195 | 0.036 |
| 105 | 440 | 19.731 | 19.672 | -0.059 |
| 105 | 477 | 19.430 | 19.880 | 0.450 |
| 105 | 556 | 19.537 | 19.511 | -0.026 |
| 105 | 1213 | 19.943 | 19.974 | 0.031 |
| Max | | 20.357 | 20.348 | 0.893 |
| Average | | 19.798 | 19.829 | 0.031 |
| Min | | 19.105 | 19.106 | -0.441 |
| Std Dev | | 0.285 | 0.249 | 0.242 |

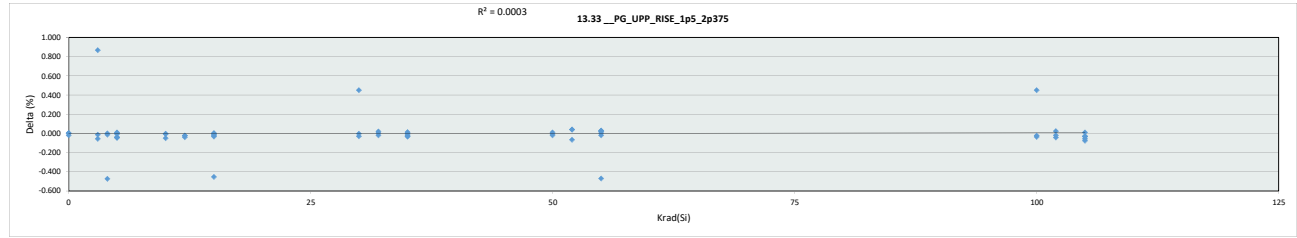


| 13.27_PG_UPP_RISE_1p8_2p375 | | | | | | | | | | | | | | | | |
|-----------------------------|--------|-------------|--------|--------|--------|--------|--------|--------|--------|--------|--------|--------|--------|--------|--------|--------|
| Test Site | Tester | Test Number | Unit | | | | | | | | | | | | | |
| Max Limit | | 21 | % | | | | | | | | | | | | | |
| Min Limit | | 18 | % | | | | | | | | | | | | | |
| Krad(Si) | 0 | 3 | 4 | 5 | 10 | 12 | 15 | 30 | 32 | 35 | 50 | 52 | 55 | 100 | 102 | 105 |
| LL | 18.000 | 18.000 | 18.000 | 18.000 | 18.000 | 18.000 | 18.000 | 18.000 | 18.000 | 18.000 | 18.000 | 18.000 | 18.000 | 18.000 | 18.000 | 18.000 |
| Min | 19.372 | 19.610 | 19.717 | 19.106 | 19.583 | 19.408 | 19.732 | 19.759 | 19.497 | 19.836 | 19.744 | 19.396 | 19.234 | 19.458 | 19.717 | 19.511 |
| Average | 19.573 | 19.872 | 19.976 | 19.784 | 19.778 | 19.504 | 19.997 | 19.814 | 19.737 | 19.951 | 19.829 | 19.663 | 19.830 | 19.807 | 19.988 | 19.873 |
| Max | 19.826 | 20.010 | 20.213 | 20.087 | 19.988 | 19.592 | 20.136 | 19.844 | 20.119 | 20.114 | 19.925 | 19.921 | 20.073 | 19.992 | 20.348 | 20.195 |
| UL | 21.000 | 21.000 | 21.000 | 21.000 | 21.000 | 21.000 | 21.000 | 21.000 | 21.000 | 21.000 | 21.000 | 21.000 | 21.000 | 21.000 | 21.000 | 21.000 |

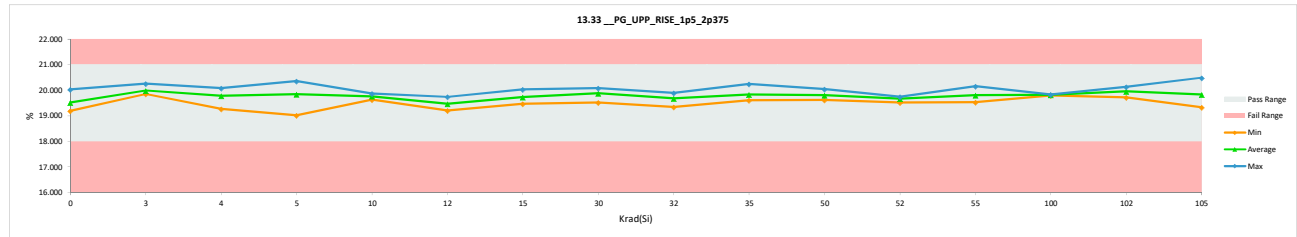


HDR TID Report
TPS7H3302-SP QML CALSS P

| 13.33_PG_UPP_RISE_1p5_2p375 | | | | |
|-----------------------------|----------|-------------|--------|--------|
| Test Site | Tester | Test Number | Unit | % |
| | | | | |
| Max Limit | | 21 | | 21 |
| Min Limit | | 18 | | 18 |
| Krad(Si) | Serial # | PRE | POST | Delta |
| 0 | 775 | 19.330 | 19.341 | 0.011 |
| 0 | 1088 | 20.044 | 20.033 | -0.011 |
| 0 | 1106 | 19.181 | 19.192 | 0.011 |
| 3 | 817 | 19.906 | 19.857 | -0.049 |
| 3 | 825 | 20.271 | 20.265 | -0.006 |
| 3 | 833 | 18.981 | 19.857 | 0.876 |
| 4 | 547 | 20.089 | 20.084 | -0.005 |
| 4 | 645 | 20.002 | 20.008 | 0.006 |
| 4 | 788 | 19.733 | 19.268 | -0.465 |
| 5 | 959 | 20.368 | 20.368 | 0.000 |
| 5 | 991 | 19.804 | 19.815 | 0.011 |
| 5 | 1000 | 19.053 | 19.021 | -0.032 |
| 5 | 1011 | 20.170 | 20.187 | 0.017 |
| 5 | 1087 | 20.076 | 20.045 | -0.031 |
| 5 | 1097 | 19.712 | 19.674 | -0.038 |
| 10 | 180 | 19.863 | 19.868 | 0.005 |
| 10 | 236 | 19.803 | 19.803 | 0.000 |
| 10 | 246 | 19.674 | 19.632 | -0.042 |
| 12 | 190 | 19.229 | 19.213 | -0.016 |
| 12 | 266 | 19.470 | 19.454 | -0.016 |
| 12 | 308 | 19.777 | 19.744 | -0.033 |
| 15 | 848 | 19.899 | 19.873 | -0.026 |
| 15 | 878 | 20.040 | 20.041 | 0.001 |
| 15 | 880 | 19.969 | 19.524 | -0.445 |
| 15 | 942 | 19.788 | 19.771 | -0.017 |
| 15 | 947 | 19.464 | 19.475 | 0.011 |
| 15 | 962 | 19.766 | 19.766 | 0.000 |
| 30 | 1141 | 19.546 | 19.524 | -0.022 |
| 30 | 1242 | 19.631 | 20.088 | 0.457 |
| 30 | 1417 | 20.061 | 20.066 | 0.005 |
| 32 | 1126 | 19.314 | 19.342 | 0.028 |
| 32 | 1165 | 19.916 | 19.905 | -0.011 |
| 32 | 1300 | 19.798 | 19.808 | 0.010 |
| 35 | 376 | 19.620 | 19.621 | 0.001 |
| 35 | 405 | 19.803 | 19.776 | -0.027 |
| 35 | 425 | 20.228 | 20.249 | 0.021 |
| 35 | 492 | 19.820 | 19.803 | -0.017 |
| 35 | 501 | 19.631 | 19.610 | -0.021 |
| 35 | 521 | 19.960 | 19.971 | 0.011 |
| 50 | 300 | 20.035 | 20.051 | 0.016 |
| 50 | 756 | 19.771 | 19.760 | -0.011 |
| 50 | 1100 | 19.626 | 19.626 | 0.000 |
| 52 | 451 | 19.690 | 19.738 | 0.048 |
| 52 | 587 | 19.577 | 19.518 | -0.059 |
| 52 | 956 | 19.701 | 19.750 | 0.049 |
| 55 | 198 | 20.152 | 20.163 | 0.011 |
| 55 | 220 | 19.534 | 19.566 | 0.032 |
| 55 | 665 | 19.916 | 19.905 | -0.011 |
| 55 | 818 | 20.260 | 19.798 | -0.462 |
| 55 | 1057 | 19.829 | 19.861 | 0.032 |
| 55 | 1137 | 19.502 | 19.540 | 0.038 |
| 100 | 448 | 19.377 | 19.836 | 0.459 |
| 100 | 938 | 19.819 | 19.803 | -0.016 |
| 100 | 1051 | 19.852 | 19.824 | -0.028 |
| 102 | 921 | 20.152 | 20.141 | -0.011 |
| 102 | 1113 | 19.760 | 19.723 | -0.037 |
| 102 | 1234 | 19.997 | 20.029 | 0.032 |
| 105 | 194 | 19.873 | 19.803 | -0.070 |
| 105 | 367 | 20.476 | 20.493 | 0.017 |
| 105 | 440 | 20.008 | 19.981 | -0.027 |
| 105 | 477 | 19.690 | 19.669 | -0.021 |
| 105 | 556 | 19.379 | 19.330 | -0.049 |
| 105 | 1213 | 19.792 | 19.771 | -0.021 |
| Max | | 20.476 | 20.493 | 0.876 |
| Average | | 19.787 | 19.788 | 0.001 |
| Min | | 18.981 | 19.021 | -0.465 |
| Std Dev | | 0.307 | 0.292 | 0.173 |

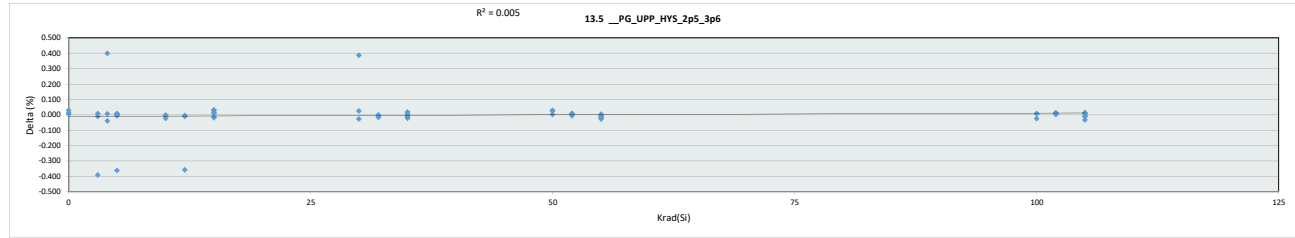


| 13.33_PG_UPP_RISE_1p5_2p | | | | | | | | | | | | | | | | |
|--------------------------|--------|-------------|------|----|----|----|----|----|----|----|----|----|----|-----|-----|-----|
| Test Site | Tester | Test Number | Unit | % | | | | | | | | | | | | |
| | | | | | | | | | | | | | | | | |
| Max Limit | | 21 | | 21 | | | | | | | | | | | | |
| Min Limit | | 18 | | 18 | | | | | | | | | | | | |
| Krad(Si) | 0 | 3 | 4 | 5 | 10 | 12 | 15 | 30 | 32 | 35 | 50 | 52 | 55 | 100 | 102 | 105 |

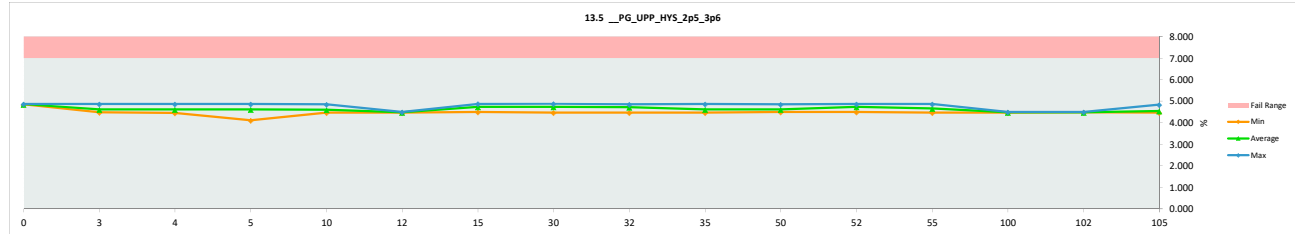


HDR TID Report
TPS7H3302-SP QML CALSS P

| 13.5 __PG_UPP_HYS_2p5_3p6 | | | | |
|---------------------------|----------|-------------|-------|--------|
| Test Site | Tester | Test Number | Unit | |
| | | | % | % |
| | | | 7 | 7 |
| | | | | |
| Krad(Si) | Serial # | PRE | POST | Delta |
| 0 | 775 | 4.857 | 4.874 | 0.017 |
| 0 | 1088 | 4.837 | 4.869 | 0.032 |
| 0 | 1106 | 4.841 | 4.848 | 0.007 |
| 3 | 817 | 4.869 | 4.481 | -0.388 |
| 3 | 825 | 4.874 | 4.868 | -0.006 |
| 3 | 833 | 4.481 | 4.494 | 0.013 |
| 4 | 547 | 4.493 | 4.502 | 0.009 |
| 4 | 645 | 4.497 | 4.462 | -0.035 |
| 4 | 788 | 4.469 | 4.872 | 0.403 |
| 5 | 959 | 4.848 | 4.858 | 0.010 |
| 5 | 991 | 4.500 | 4.506 | 0.006 |
| 5 | 1000 | 4.496 | 4.502 | 0.006 |
| 5 | 1011 | 4.861 | 4.874 | 0.013 |
| 5 | 1087 | 4.853 | 4.850 | -0.003 |
| 5 | 1097 | 4.475 | 4.117 | -0.358 |
| 10 | 180 | 4.484 | 4.484 | 0.000 |
| 10 | 236 | 4.862 | 4.864 | 0.002 |
| 10 | 246 | 4.489 | 4.470 | -0.019 |
| 12 | 190 | 4.474 | 4.474 | 0.000 |
| 12 | 266 | 4.852 | 4.498 | -0.354 |
| 12 | 308 | 4.489 | 4.482 | -0.007 |
| 15 | 848 | 4.858 | 4.842 | -0.016 |
| 15 | 878 | 4.488 | 4.508 | 0.020 |
| 15 | 880 | 4.839 | 4.874 | 0.035 |
| 15 | 942 | 4.466 | 4.499 | 0.033 |
| 15 | 947 | 4.865 | 4.854 | -0.011 |
| 15 | 962 | 4.867 | 4.879 | 0.012 |
| 30 | 1141 | 4.488 | 4.465 | -0.023 |
| 30 | 1242 | 4.851 | 4.880 | 0.029 |
| 30 | 1417 | 4.489 | 4.879 | 0.390 |
| 32 | 1126 | 4.864 | 4.851 | -0.013 |
| 32 | 1165 | 4.473 | 4.476 | 0.003 |
| 32 | 1300 | 4.869 | 4.860 | -0.009 |
| 35 | 376 | 4.487 | 4.470 | -0.017 |
| 35 | 405 | 4.868 | 4.878 | 0.010 |
| 35 | 425 | 4.870 | 4.866 | -0.004 |
| 35 | 492 | 4.474 | 4.480 | 0.006 |
| 35 | 501 | 4.493 | 4.476 | -0.017 |
| 35 | 521 | 4.487 | 4.510 | 0.023 |
| 50 | 300 | 4.857 | 4.863 | 0.006 |
| 50 | 756 | 4.466 | 4.498 | 0.032 |
| 50 | 1100 | 4.479 | 4.508 | 0.029 |
| 52 | 451 | 4.842 | 4.856 | 0.014 |
| 52 | 587 | 4.863 | 4.872 | 0.009 |
| 52 | 956 | 4.498 | 4.495 | -0.003 |
| 55 | 198 | 4.882 | 4.859 | -0.023 |
| 55 | 220 | 4.481 | 4.467 | -0.014 |
| 55 | 665 | 4.480 | 4.469 | -0.011 |
| 55 | 818 | 4.872 | 4.862 | -0.010 |
| 55 | 1057 | 4.868 | 4.875 | 0.007 |
| 55 | 1137 | 4.480 | 4.477 | -0.003 |
| 100 | 448 | 4.474 | 4.487 | 0.013 |
| 100 | 938 | 4.487 | 4.466 | -0.021 |
| 100 | 1051 | 4.487 | 4.497 | 0.010 |
| 102 | 921 | 4.482 | 4.492 | 0.010 |
| 102 | 1113 | 4.479 | 4.484 | 0.005 |
| 102 | 1234 | 4.480 | 4.498 | 0.018 |
| 105 | 194 | 4.491 | 4.503 | 0.012 |
| 105 | 367 | 4.492 | 4.490 | -0.002 |
| 105 | 440 | 4.479 | 4.471 | -0.008 |
| 105 | 477 | 4.467 | 4.477 | 0.010 |
| 105 | 556 | 4.873 | 4.844 | -0.029 |
| 105 | 1213 | 4.489 | 4.508 | 0.019 |
| | Max | 4.882 | 4.880 | 0.403 |
| | Average | 4.639 | 4.637 | -0.002 |
| | Min | 4.466 | 4.117 | -0.388 |
| | Std Dev | 0.187 | 0.198 | 0.109 |

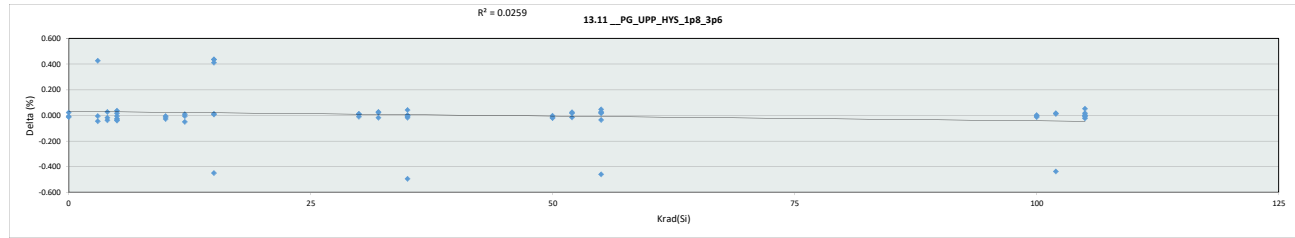


| 13.5 __PG_UPP_HYS_2p5_3p6 | | | | | | | | | | | | | | | | |
|---------------------------|--------|-------------|-----------|-----------|-------|-------|-------|-------|-------|-------|-------|-------|-------|-------|-------|-------|
| Test Site | Tester | Test Number | Max Limit | Min Limit | | | | | | | | | | | | |
| | | | 7 | % | | | | | | | | | | | | |
| | | | | % | | | | | | | | | | | | |
| Krad(Si) | 0 | 3 | 4 | 5 | 10 | 12 | 15 | 30 | 32 | 35 | 50 | 52 | 55 | 100 | 102 | 105 |
| LL | | | | | | | | | | | | | | | | |
| Min | 4.848 | 4.481 | 4.462 | 4.117 | 4.470 | 4.474 | 4.499 | 4.465 | 4.476 | 4.470 | 4.498 | 4.495 | 4.467 | 4.466 | 4.484 | 4.471 |
| Average | 4.864 | 4.614 | 4.612 | 4.618 | 4.606 | 4.485 | 4.743 | 4.741 | 4.729 | 4.613 | 4.623 | 4.741 | 4.668 | 4.483 | 4.491 | 4.549 |
| Max | 4.874 | 4.868 | 4.872 | 4.874 | 4.864 | 4.498 | 4.879 | 4.880 | 4.860 | 4.878 | 4.863 | 4.872 | 4.875 | 4.497 | 4.498 | 4.844 |
| UL | 7.000 | 7.000 | 7.000 | 7.000 | 7.000 | 7.000 | 7.000 | 7.000 | 7.000 | 7.000 | 7.000 | 7.000 | 7.000 | 7.000 | 7.000 | 7.000 |

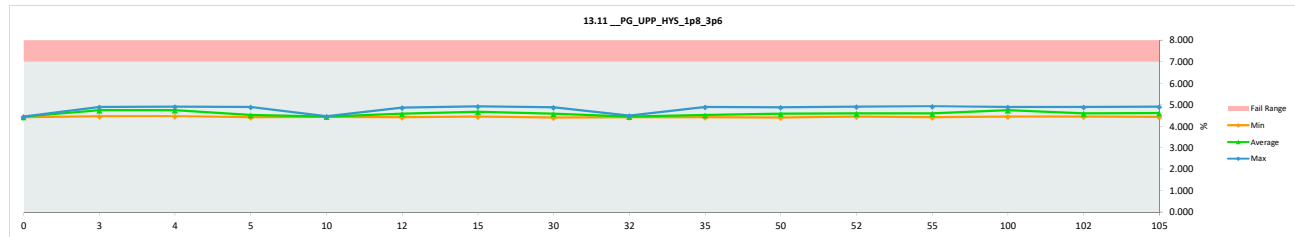


HDR TID Report
TPS7H3302-SP QML CALSS P

| 13.11_PG_UPP_HYS_1p8_3p6 | | | | |
|--------------------------|----------|-------------|-------|--------|
| Test Site | Tester | Test Number | Unit | Unit |
| | | | % | % |
| | | | 7 | 7 |
| | | | | |
| | | | | |
| Krad(Si) | Serial # | PRE | POST | Delta |
| 0 | 775 | 4.433 | 4.425 | -0.008 |
| 0 | 1088 | 4.424 | 4.450 | 0.026 |
| 0 | 1106 | 4.450 | 4.447 | -0.003 |
| 3 | 817 | 4.887 | 4.887 | 0.000 |
| 3 | 825 | 4.024 | 4.456 | 0.432 |
| 3 | 833 | 4.930 | 4.889 | -0.041 |
| 4 | 547 | 4.920 | 4.908 | -0.012 |
| 4 | 645 | 4.436 | 4.468 | 0.032 |
| 4 | 788 | 4.897 | 4.863 | -0.034 |
| 5 | 959 | 4.429 | 4.470 | 0.041 |
| 5 | 991 | 4.484 | 4.463 | -0.021 |
| 5 | 1000 | 4.868 | 4.890 | 0.022 |
| 5 | 1011 | 4.478 | 4.442 | -0.036 |
| 5 | 1087 | 4.455 | 4.424 | -0.031 |
| 5 | 1097 | 4.444 | 4.444 | 0.000 |
| 10 | 180 | 4.463 | 4.462 | -0.001 |
| 10 | 236 | 4.456 | 4.433 | -0.023 |
| 10 | 246 | 4.460 | 4.451 | -0.009 |
| 12 | 190 | 4.470 | 4.425 | -0.045 |
| 12 | 266 | 4.446 | 4.446 | 0.000 |
| 12 | 308 | 4.852 | 4.866 | 0.014 |
| 15 | 848 | 4.898 | 4.454 | -0.444 |
| 15 | 878 | 4.018 | 4.459 | 0.441 |
| 15 | 880 | 4.426 | 4.444 | 0.018 |
| 15 | 942 | 4.478 | 4.920 | 0.442 |
| 15 | 947 | 4.442 | 4.857 | 0.415 |
| 15 | 962 | 4.850 | 4.863 | 0.013 |
| 30 | 1141 | 4.413 | 4.408 | -0.005 |
| 30 | 1242 | 4.450 | 4.464 | 0.014 |
| 30 | 1417 | 4.868 | 4.886 | 0.018 |
| 32 | 1126 | 4.460 | 4.492 | 0.032 |
| 32 | 1165 | 4.397 | 4.423 | 0.026 |
| 32 | 1300 | 4.433 | 4.419 | -0.014 |
| 35 | 376 | 4.891 | 4.896 | 0.005 |
| 35 | 405 | 4.434 | 4.482 | 0.048 |
| 35 | 425 | 4.438 | 4.438 | 0.000 |
| 35 | 492 | 4.462 | 4.448 | -0.014 |
| 35 | 501 | 4.905 | 4.415 | -0.490 |
| 35 | 521 | 4.452 | 4.457 | 0.005 |
| 50 | 300 | 4.460 | 4.463 | 0.003 |
| 50 | 756 | 4.425 | 4.410 | -0.015 |
| 50 | 1100 | 4.900 | 4.887 | -0.013 |
| 52 | 451 | 4.421 | 4.450 | 0.029 |
| 52 | 587 | 4.453 | 4.443 | -0.010 |
| 52 | 956 | 4.887 | 4.910 | 0.023 |
| 55 | 198 | 4.400 | 4.427 | 0.027 |
| 55 | 220 | 4.908 | 4.453 | -0.455 |
| 55 | 665 | 4.880 | 4.932 | 0.052 |
| 55 | 818 | 4.453 | 4.484 | 0.031 |
| 55 | 1057 | 4.848 | 4.871 | 0.023 |
| 55 | 1137 | 4.452 | 4.421 | -0.031 |
| 100 | 448 | 4.461 | 4.452 | -0.009 |
| 100 | 938 | 4.894 | 4.902 | 0.008 |
| 100 | 1051 | 4.894 | 4.894 | 0.000 |
| 102 | 921 | 4.431 | 4.448 | 0.017 |
| 102 | 1113 | 4.873 | 4.895 | 0.022 |
| 102 | 1234 | 4.900 | 4.468 | -0.432 |
| 105 | 194 | 4.903 | 4.911 | 0.008 |
| 105 | 367 | 4.446 | 4.447 | 0.001 |
| 105 | 440 | 4.445 | 4.501 | 0.056 |
| 105 | 477 | 4.866 | 4.889 | 0.023 |
| 105 | 556 | 4.460 | 4.455 | -0.005 |
| 105 | 1213 | 4.451 | 4.432 | -0.019 |
| | Max | 4.930 | 4.932 | 0.442 |
| | Average | 4.586 | 4.589 | 0.002 |
| | Min | 4.018 | 4.408 | -0.490 |
| | Std Dev | 0.235 | 0.209 | 0.161 |

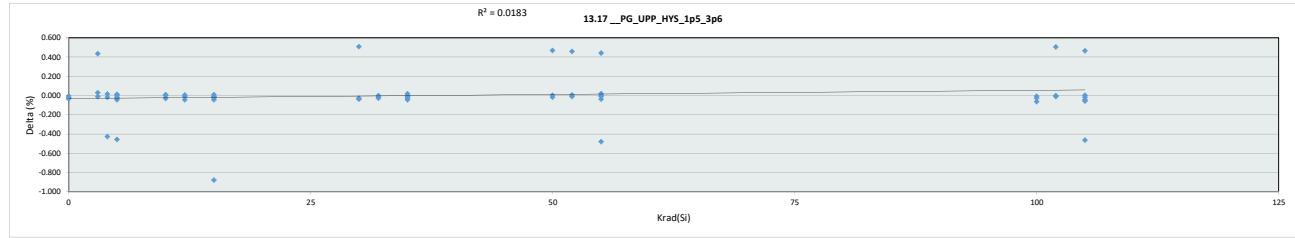


| 13.11_PG_UPP_HYS_1p8_3p6 | | | | | | | | | | | | | | | | |
|--------------------------|--------|-------------|-------|-------|-------|-------|-------|-------|-------|-------|-------|-------|-------|-------|-------|-------|
| Test Site | Tester | Test Number | Unit | Unit | Unit | Unit | Unit | Unit | Unit | Unit | Unit | Unit | Unit | | | |
| | | | 7 | % | % | % | % | % | % | % | % | % | % | | | |
| | | | | | | | | | | | | | | | | |
| | | | | | | | | | | | | | | | | |
| Krad(Si) | 0 | 3 | 4 | 5 | 10 | 12 | 15 | 30 | 32 | 35 | 50 | 52 | 55 | 100 | 102 | 105 |
| LL | | | | | | | | | | | | | | | | |
| Min | 4.425 | 4.456 | 4.468 | 4.424 | 4.433 | 4.425 | 4.444 | 4.408 | 4.419 | 4.415 | 4.410 | 4.443 | 4.421 | 4.452 | 4.448 | 4.432 |
| Average | 4.441 | 4.744 | 4.746 | 4.522 | 4.449 | 4.579 | 4.666 | 4.586 | 4.445 | 4.523 | 4.587 | 4.601 | 4.598 | 4.749 | 4.604 | 4.606 |
| Max | 4.450 | 4.889 | 4.908 | 4.890 | 4.462 | 4.866 | 4.920 | 4.886 | 4.492 | 4.896 | 4.887 | 4.910 | 4.932 | 4.902 | 4.895 | 4.911 |
| UL | 7.000 | 7.000 | 7.000 | 7.000 | 7.000 | 7.000 | 7.000 | 7.000 | 7.000 | 7.000 | 7.000 | 7.000 | 7.000 | 7.000 | 7.000 | 7.000 |

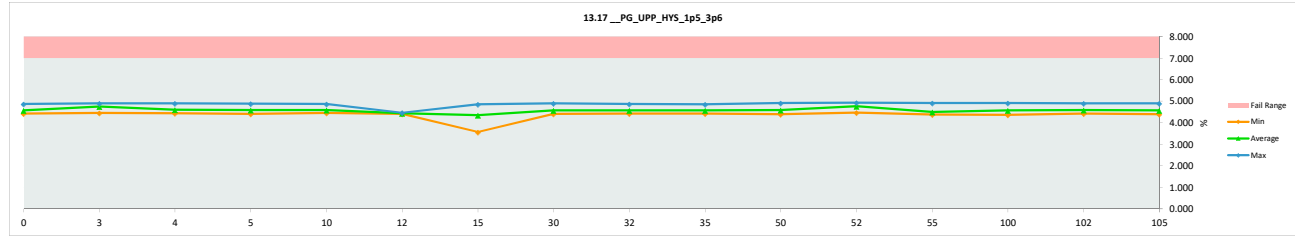


HDR TID Report
TPS7H3302-SP QML CALSS P

| 13.17_PG_UPP_HYS_1p5_3p6 | | | | |
|--------------------------|----------|-------------|-------|-----------|
| Test Site | Tester | Test Number | Unit | Max Limit |
| | | | % | 7 |
| | | | % | 7 |
| | | | | |
| Krad(Si) | Serial # | PRE | POST | Delta |
| 0 | 775 | 4.459 | 4.432 | -0.027 |
| 0 | 1088 | 4.435 | 4.419 | -0.016 |
| 0 | 1106 | 4.875 | 4.876 | 0.001 |
| 3 | 817 | 4.452 | 4.892 | 0.440 |
| 3 | 825 | 4.905 | 4.900 | -0.005 |
| 3 | 833 | 4.418 | 4.453 | 0.037 |
| 4 | 547 | 4.420 | 4.442 | 0.022 |
| 4 | 645 | 4.919 | 4.907 | -0.012 |
| 4 | 788 | 4.872 | 4.451 | -0.421 |
| 5 | 959 | 4.888 | 4.872 | -0.016 |
| 5 | 991 | 4.470 | 4.460 | -0.010 |
| 5 | 1000 | 4.463 | 4.474 | 0.011 |
| 5 | 1011 | 4.921 | 4.883 | -0.038 |
| 5 | 1087 | 4.859 | 4.408 | -0.451 |
| 5 | 1097 | 4.423 | 4.443 | 0.020 |
| 10 | 180 | 4.445 | 4.461 | 0.016 |
| 10 | 236 | 4.867 | 4.873 | 0.006 |
| 10 | 246 | 4.478 | 4.452 | -0.026 |
| 12 | 190 | 4.485 | 4.448 | -0.037 |
| 12 | 266 | 4.452 | 4.463 | 0.011 |
| 12 | 308 | 4.415 | 4.409 | -0.006 |
| 15 | 848 | 4.472 | 4.434 | -0.038 |
| 15 | 878 | 4.440 | 3.568 | -0.872 |
| 15 | 880 | 4.841 | 4.855 | 0.014 |
| 15 | 942 | 4.425 | 4.414 | -0.011 |
| 15 | 947 | 4.458 | 4.452 | -0.006 |
| 15 | 962 | 4.420 | 4.404 | -0.016 |
| 30 | 1141 | 4.438 | 4.406 | -0.032 |
| 30 | 1242 | 4.382 | 4.897 | 0.515 |
| 30 | 1417 | 4.451 | 4.430 | -0.021 |
| 32 | 1126 | 4.447 | 4.425 | -0.022 |
| 32 | 1165 | 4.425 | 4.418 | -0.007 |
| 32 | 1300 | 4.865 | 4.869 | 0.004 |
| 35 | 376 | 4.442 | 4.441 | -0.001 |
| 35 | 405 | 4.862 | 4.855 | -0.007 |
| 35 | 425 | 4.871 | 4.834 | -0.037 |
| 35 | 492 | 4.426 | 4.431 | 0.005 |
| 35 | 501 | 4.437 | 4.462 | 0.025 |
| 35 | 521 | 4.442 | 4.421 | -0.021 |
| 50 | 300 | 4.435 | 4.910 | 0.475 |
| 50 | 756 | 4.404 | 4.392 | -0.012 |
| 50 | 1100 | 4.452 | 4.462 | 0.010 |
| 52 | 451 | 4.885 | 4.896 | 0.011 |
| 52 | 587 | 4.003 | 4.469 | 0.466 |
| 52 | 956 | 4.940 | 4.935 | -0.005 |
| 55 | 198 | 4.418 | 4.423 | 0.005 |
| 55 | 220 | 4.471 | 4.918 | 0.447 |
| 55 | 665 | 4.441 | 4.440 | -0.001 |
| 55 | 818 | 4.862 | 4.388 | -0.474 |
| 55 | 1057 | 4.406 | 4.433 | 0.027 |
| 55 | 1137 | 4.415 | 4.384 | -0.031 |
| 100 | 448 | 4.918 | 4.918 | 0.000 |
| 100 | 938 | 4.431 | 4.372 | -0.059 |
| 100 | 1051 | 4.459 | 4.438 | -0.021 |
| 102 | 921 | 4.396 | 4.906 | 0.510 |
| 102 | 1113 | 4.419 | 4.423 | 0.004 |
| 102 | 1234 | 4.460 | 4.455 | -0.005 |
| 105 | 194 | 4.884 | 4.427 | -0.457 |
| 105 | 367 | 4.886 | 4.894 | 0.008 |
| 105 | 440 | 4.482 | 4.432 | -0.050 |
| 105 | 477 | 4.405 | 4.395 | -0.010 |
| 105 | 556 | 4.415 | 4.887 | 0.472 |
| 105 | 1213 | 4.437 | 4.398 | -0.039 |
| | Max | 4.940 | 4.935 | 0.515 |
| | Average | 4.559 | 4.562 | 0.004 |
| | Min | 4.003 | 3.568 | -0.872 |
| | Std Dev | 0.216 | 0.250 | 0.227 |

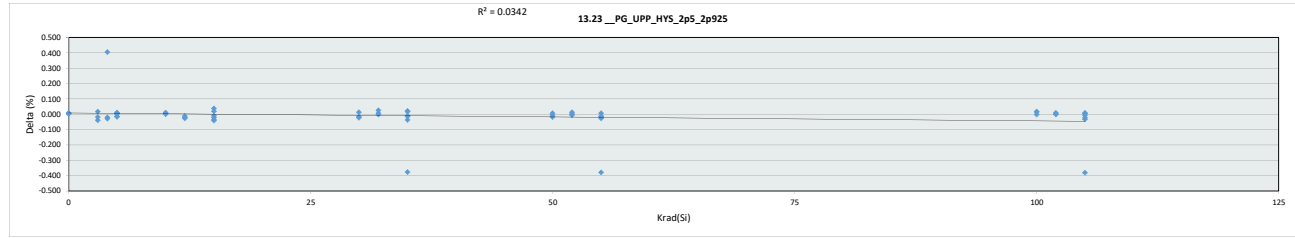


| 13.17_PG_UPP_HYS_1p5_3p6 | | | | | | | | | | | | | | | | |
|--------------------------|--------|-------------|-------|-----------|-----------|-------|-------|-------|-------|-------|-------|-------|-------|-------|-------|-------|
| Test Site | Tester | Test Number | Unit | Max Limit | Min Limit | | | | | | | | | | | |
| | | | 7 | % | % | | | | | | | | | | | |
| | | | | | | | | | | | | | | | | |
| Krad(Si) | 0 | 3 | 4 | 5 | 10 | 12 | 15 | 30 | 32 | 35 | 50 | 52 | 55 | 100 | 102 | 105 |
| LL | | | | | | | | | | | | | | | | |
| Min | 4.419 | 4.455 | 4.442 | 4.408 | 4.452 | 4.409 | 3.568 | 4.406 | 4.418 | 4.421 | 4.392 | 4.469 | 4.384 | 4.372 | 4.423 | 4.395 |
| Average | 4.576 | 4.749 | 4.600 | 4.590 | 4.595 | 4.440 | 4.355 | 4.578 | 4.571 | 4.574 | 4.588 | 4.767 | 4.498 | 4.576 | 4.595 | 4.572 |
| Max | 4.876 | 4.900 | 4.907 | 4.883 | 4.873 | 4.463 | 4.855 | 4.897 | 4.869 | 4.855 | 4.910 | 4.935 | 4.918 | 4.918 | 4.906 | 4.894 |
| UL | 7.000 | 7.000 | 7.000 | 7.000 | 7.000 | 7.000 | 7.000 | 7.000 | 7.000 | 7.000 | 7.000 | 7.000 | 7.000 | 7.000 | 7.000 | 7.000 |

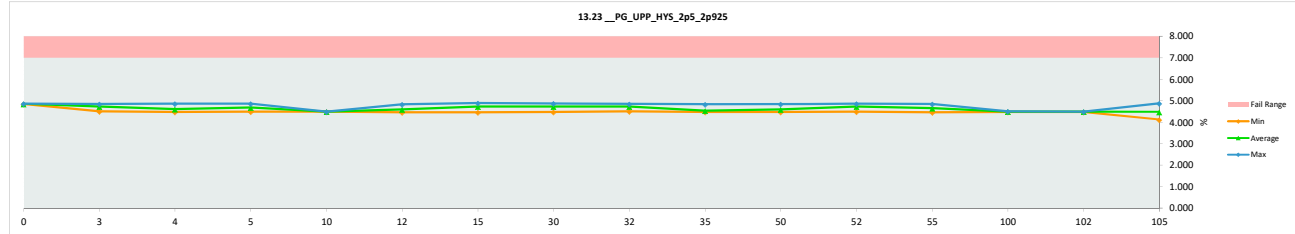


HDR TID Report
TPS7H3302-SP QML CALSS P

| 13.23_PG_UPP_HYS_2p5_2p925 | | | | |
|----------------------------|----------|-------|-------|--------|
| Test Site | Serial # | PRE | POST | Delta |
| Tester | | | | |
| Test Number | | | | |
| Unit | % | % | | |
| Max Limit | 7 | 7 | | |
| Min Limit | | | | |
| Krad(Si) | Serial # | PRE | POST | Delta |
| 0 | 775 | 4.841 | 4.855 | 0.014 |
| 0 | 1088 | 4.862 | 4.870 | 0.008 |
| 0 | 1106 | 4.841 | 4.848 | 0.007 |
| 3 | 817 | 4.870 | 4.856 | -0.014 |
| 3 | 825 | 4.881 | 4.846 | -0.035 |
| 3 | 833 | 4.482 | 4.504 | 0.022 |
| 4 | 547 | 4.520 | 4.503 | -0.017 |
| 4 | 645 | 4.498 | 4.473 | -0.025 |
| 4 | 788 | 4.464 | 4.872 | 0.408 |
| 5 | 959 | 4.875 | 4.865 | -0.010 |
| 5 | 991 | 4.504 | 4.513 | 0.009 |
| 5 | 1000 | 4.481 | 4.497 | 0.016 |
| 5 | 1011 | 4.856 | 4.868 | 0.012 |
| 5 | 1087 | 4.870 | 4.858 | -0.012 |
| 5 | 1097 | 4.489 | 4.495 | 0.006 |
| 10 | 180 | 4.478 | 4.487 | 0.009 |
| 10 | 236 | 4.487 | 4.491 | 0.004 |
| 10 | 246 | 4.477 | 4.493 | 0.016 |
| 12 | 190 | 4.503 | 4.481 | -0.022 |
| 12 | 266 | 4.853 | 4.837 | -0.016 |
| 12 | 308 | 4.477 | 4.470 | -0.007 |
| 15 | 848 | 4.882 | 4.852 | -0.030 |
| 15 | 878 | 4.489 | 4.472 | -0.017 |
| 15 | 880 | 4.855 | 4.849 | -0.006 |
| 15 | 942 | 4.503 | 4.467 | -0.036 |
| 15 | 947 | 4.855 | 4.898 | 0.043 |
| 15 | 962 | 4.841 | 4.864 | 0.023 |
| 30 | 1141 | 4.491 | 4.478 | -0.013 |
| 30 | 1242 | 4.858 | 4.839 | -0.019 |
| 30 | 1417 | 4.857 | 4.874 | 0.017 |
| 32 | 1126 | 4.842 | 4.845 | 0.003 |
| 32 | 1165 | 4.486 | 4.515 | 0.029 |
| 32 | 1300 | 4.840 | 4.851 | 0.011 |
| 35 | 376 | 4.465 | 4.487 | 0.022 |
| 35 | 405 | 4.852 | 4.480 | -0.372 |
| 35 | 425 | 4.867 | 4.835 | -0.032 |
| 35 | 492 | 4.491 | 4.481 | -0.010 |
| 35 | 501 | 4.461 | 4.487 | 0.026 |
| 35 | 521 | 4.494 | 4.488 | -0.006 |
| 50 | 300 | 4.861 | 4.847 | -0.014 |
| 50 | 756 | 4.467 | 4.479 | 0.012 |
| 50 | 1100 | 4.476 | 4.474 | -0.002 |
| 52 | 451 | 4.843 | 4.850 | 0.007 |
| 52 | 587 | 4.867 | 4.866 | -0.001 |
| 52 | 956 | 4.475 | 4.492 | 0.017 |
| 55 | 198 | 4.866 | 4.856 | -0.010 |
| 55 | 220 | 4.484 | 4.472 | -0.012 |
| 55 | 665 | 4.474 | 4.486 | 0.012 |
| 55 | 818 | 4.862 | 4.852 | -0.010 |
| 55 | 1057 | 4.868 | 4.846 | -0.022 |
| 55 | 1137 | 4.842 | 4.468 | -0.374 |
| 100 | 448 | 4.484 | 4.504 | 0.020 |
| 100 | 938 | 4.468 | 4.489 | 0.021 |
| 100 | 1051 | 4.477 | 4.479 | 0.002 |
| 102 | 921 | 4.476 | 4.489 | 0.013 |
| 102 | 1113 | 4.483 | 4.488 | 0.005 |
| 102 | 1234 | 4.478 | 4.483 | 0.005 |
| 105 | 194 | 4.485 | 4.484 | -0.001 |
| 105 | 367 | 4.502 | 4.473 | -0.029 |
| 105 | 440 | 4.117 | 4.126 | 0.009 |
| 105 | 477 | 4.848 | 4.471 | -0.377 |
| 105 | 556 | 4.861 | 4.874 | 0.013 |
| 105 | 1213 | 4.489 | 4.470 | -0.019 |
| Max | | 4.882 | 4.898 | 0.408 |
| Average | | 4.644 | 4.633 | -0.012 |
| Min | | 4.117 | 4.126 | -0.377 |
| Std Dev | | 0.198 | 0.195 | 0.098 |

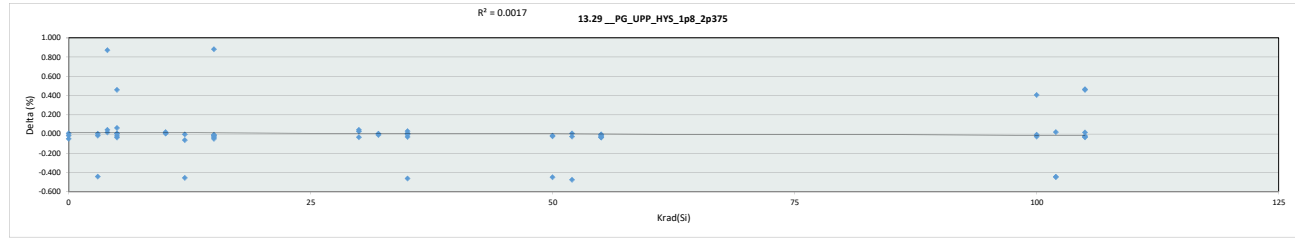


| 13.23_PG_UPP_HYS_2p5_2p925 | | | | | | | | | | | | | | | | | |
|----------------------------|----------|-------|-------|-------|-------|-------|---------|-------|-------|-------|-------|-------|-------|-------|-------|-------|--|
| Test Site | Serial # | PRE | POST | Delta | LL | Min | Average | Max | UL | | | | | | | | |
| Tester | | | | | | | | | | | | | | | | | |
| Test Number | | | | | | | | | | | | | | | | | |
| Max Limit | 7 | % | | | | | | | | | | | | | | | |
| Min Limit | | % | | | | | | | | | | | | | | | |
| Krad(Si) | 0 | 3 | 4 | 5 | 10 | 12 | 15 | 30 | 32 | 35 | 50 | 52 | 55 | 100 | 102 | 105 | |
| LL | | | | | | | | | | | | | | | | | |
| Min | 4.848 | 4.504 | 4.473 | 4.495 | 4.487 | 4.470 | 4.467 | 4.478 | 4.515 | 4.480 | 4.474 | 4.492 | 4.468 | 4.479 | 4.483 | 4.126 | |
| Average | 4.858 | 4.735 | 4.616 | 4.683 | 4.490 | 4.596 | 4.734 | 4.730 | 4.737 | 4.543 | 4.600 | 4.736 | 4.663 | 4.491 | 4.487 | 4.483 | |
| Max | 4.870 | 4.856 | 4.872 | 4.868 | 4.493 | 4.837 | 4.898 | 4.874 | 4.851 | 4.835 | 4.847 | 4.866 | 4.856 | 4.504 | 4.489 | 4.874 | |
| UL | 7.000 | 7.000 | 7.000 | 7.000 | 7.000 | 7.000 | 7.000 | 7.000 | 7.000 | 7.000 | 7.000 | 7.000 | 7.000 | 7.000 | 7.000 | 7.000 | |

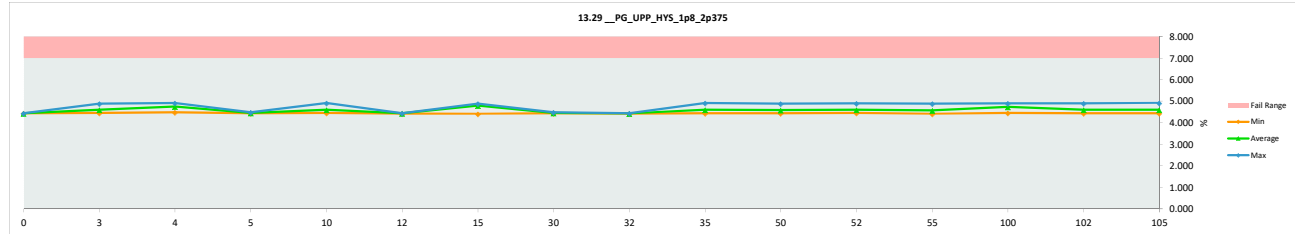


HDR TID Report
TPS7H3302-SP QML CALSS P

| 13.29_PG_UPP_HYS_1p8_2p375 | | | | |
|----------------------------|----------|-------------|-------|-----------|
| Test Site | Tester | Test Number | Unit | Max Limit |
| | | | % | 7 |
| | | | % | 7 |
| | | | | |
| Krad(Si) | Serial # | PRE | POST | Delta |
| 0 | 775 | 4.479 | 4.436 | -0.043 |
| 0 | 1088 | 4.452 | 4.443 | -0.009 |
| 0 | 1106 | 4.429 | 4.443 | 0.014 |
| 3 | 817 | 4.897 | 4.460 | -0.437 |
| 3 | 825 | 4.468 | 4.458 | -0.010 |
| 3 | 833 | 4.874 | 4.883 | 0.009 |
| 4 | 547 | 4.864 | 4.913 | 0.049 |
| 4 | 645 | 4.459 | 4.483 | 0.024 |
| 4 | 788 | 4.002 | 4.881 | 0.879 |
| 5 | 959 | 4.480 | 4.449 | -0.031 |
| 5 | 991 | 4.011 | 4.477 | 0.466 |
| 5 | 1000 | 4.458 | 4.443 | -0.015 |
| 5 | 1011 | 4.475 | 4.483 | 0.008 |
| 5 | 1087 | 4.394 | 4.465 | 0.071 |
| 5 | 1097 | 4.437 | 4.450 | 0.013 |
| 10 | 180 | 4.441 | 4.455 | 0.014 |
| 10 | 236 | 4.895 | 4.921 | 0.026 |
| 10 | 246 | 4.444 | 4.457 | 0.013 |
| 12 | 190 | 4.440 | 4.444 | 0.004 |
| 12 | 266 | 4.487 | 4.430 | -0.057 |
| 12 | 308 | 4.894 | 4.444 | -0.450 |
| 15 | 848 | 4.891 | 4.846 | -0.045 |
| 15 | 878 | 3.991 | 4.879 | 0.888 |
| 15 | 880 | 4.418 | 4.417 | -0.001 |
| 15 | 942 | 4.903 | 4.893 | -0.010 |
| 15 | 947 | 4.886 | 4.858 | -0.028 |
| 15 | 962 | 4.874 | 4.860 | -0.014 |
| 30 | 1141 | 4.410 | 4.444 | 0.034 |
| 30 | 1242 | 4.461 | 4.435 | -0.026 |
| 30 | 1417 | 4.429 | 4.479 | 0.050 |
| 32 | 1126 | 4.430 | 4.425 | -0.005 |
| 32 | 1165 | 4.430 | 4.441 | 0.011 |
| 32 | 1300 | 4.426 | 4.431 | 0.005 |
| 35 | 376 | 4.879 | 4.915 | 0.036 |
| 35 | 405 | 4.463 | 4.440 | -0.023 |
| 35 | 425 | 4.457 | 4.457 | 0.000 |
| 35 | 492 | 4.449 | 4.463 | 0.014 |
| 35 | 501 | 4.898 | 4.440 | -0.458 |
| 35 | 521 | 4.882 | 4.892 | 0.010 |
| 50 | 300 | 4.456 | 4.439 | -0.017 |
| 50 | 756 | 4.899 | 4.455 | -0.444 |
| 50 | 1100 | 4.889 | 4.880 | -0.009 |
| 52 | 451 | 4.892 | 4.906 | 0.014 |
| 52 | 587 | 4.472 | 4.453 | -0.019 |
| 52 | 956 | 4.938 | 4.469 | -0.469 |
| 55 | 198 | 4.456 | 4.451 | -0.005 |
| 55 | 220 | 4.459 | 4.428 | -0.031 |
| 55 | 665 | 4.917 | 4.889 | -0.028 |
| 55 | 818 | 4.432 | 4.435 | 0.003 |
| 55 | 1057 | 4.875 | 4.854 | -0.021 |
| 55 | 1137 | 4.422 | 4.417 | -0.005 |
| 100 | 448 | 4.463 | 4.462 | -0.001 |
| 100 | 938 | 4.913 | 4.894 | -0.019 |
| 100 | 1051 | 4.463 | 4.874 | 0.411 |
| 102 | 921 | 4.887 | 4.446 | -0.441 |
| 102 | 1113 | 4.880 | 4.905 | 0.025 |
| 102 | 1234 | 4.901 | 4.460 | -0.441 |
| 105 | 194 | 4.455 | 4.922 | 0.467 |
| 105 | 367 | 4.452 | 4.439 | -0.013 |
| 105 | 440 | 4.469 | 4.445 | -0.024 |
| 105 | 477 | 4.450 | 4.922 | 0.472 |
| 105 | 556 | 4.480 | 4.453 | -0.027 |
| 105 | 1213 | 4.452 | 4.475 | 0.023 |
| | Max | 4.938 | 4.922 | 0.888 |
| | Average | 4.583 | 4.589 | 0.006 |
| | Min | 3.991 | 4.417 | -0.469 |
| | Std Dev | 0.248 | 0.207 | 0.248 |

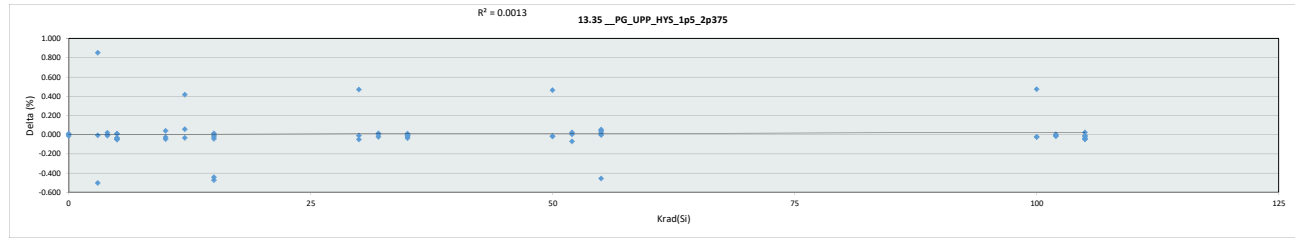


| 13.29_PG_UPP_HYS_1p8_2p375 | | | | | | | | | | | | | | | | |
|----------------------------|--------|-------------|-------|-----------|-----------|-------|-------|-------|-------|-------|-------|-------|-------|-------|-------|-------|
| Test Site | Tester | Test Number | Unit | Max Limit | Min Limit | | | | | | | | | | | |
| | | | 7 | % | % | | | | | | | | | | | |
| | | | | | | | | | | | | | | | | |
| Krad(Si) | 0 | 3 | 4 | 5 | 10 | 12 | 15 | 30 | 32 | 35 | 50 | 52 | 55 | 100 | 102 | 105 |
| LL | | | | | | | | | | | | | | | | |
| Min | 4.436 | 4.458 | 4.483 | 4.443 | 4.455 | 4.430 | 4.417 | 4.435 | 4.425 | 4.440 | 4.439 | 4.453 | 4.417 | 4.462 | 4.446 | 4.439 |
| Average | 4.441 | 4.600 | 4.759 | 4.461 | 4.611 | 4.439 | 4.792 | 4.453 | 4.432 | 4.601 | 4.591 | 4.609 | 4.579 | 4.743 | 4.604 | 4.609 |
| Max | 4.443 | 4.883 | 4.913 | 4.483 | 4.921 | 4.444 | 4.893 | 4.479 | 4.441 | 4.915 | 4.880 | 4.906 | 4.889 | 4.894 | 4.905 | 4.922 |
| UL | 7.000 | 7.000 | 7.000 | 7.000 | 7.000 | 7.000 | 7.000 | 7.000 | 7.000 | 7.000 | 7.000 | 7.000 | 7.000 | 7.000 | 7.000 | 7.000 |

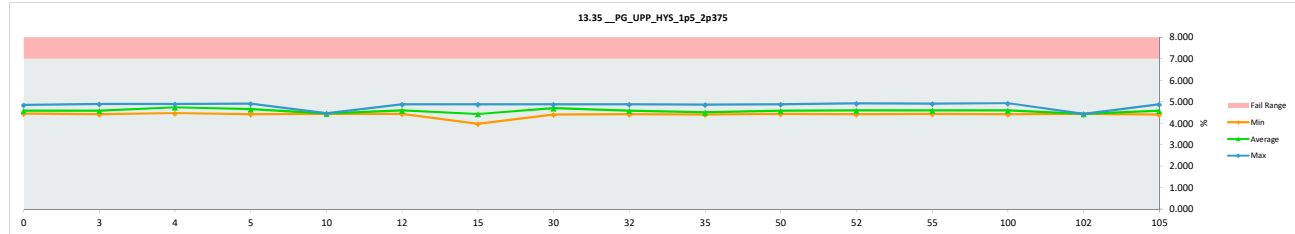


HDR TID Report
TPS7H3302-SP QML CALSS P

| 13.35_PG_UPP_HYS_1p5_2p375 | | | | |
|----------------------------|----------|-------------|-------|-----------|
| Test Site | Tester | Test Number | Unit | Max Limit |
| | | | % | 7 |
| | | | % | 7 |
| | | | | |
| Krad(Si) | Serial # | PRE | POST | Delta |
| 0 | 775 | 4.433 | 4.450 | 0.017 |
| 0 | 1088 | 4.856 | 4.849 | -0.007 |
| 0 | 1106 | 4.454 | 4.459 | 0.005 |
| 3 | 817 | 4.915 | 4.420 | -0.495 |
| 3 | 825 | 4.890 | 4.890 | 0.000 |
| 3 | 833 | 3.565 | 4.424 | 0.859 |
| 4 | 547 | 4.444 | 4.470 | 0.026 |
| 4 | 645 | 4.887 | 4.889 | 0.002 |
| 4 | 788 | 4.864 | 4.859 | -0.005 |
| 5 | 959 | 4.900 | 4.869 | -0.031 |
| 5 | 991 | 4.457 | 4.472 | 0.015 |
| 5 | 1000 | 4.471 | 4.428 | -0.043 |
| 5 | 1011 | 4.889 | 4.906 | 0.017 |
| 5 | 1087 | 4.888 | 4.845 | -0.043 |
| 5 | 1097 | 4.441 | 4.413 | -0.028 |
| 10 | 180 | 4.415 | 4.462 | 0.047 |
| 10 | 236 | 4.449 | 4.428 | -0.021 |
| 10 | 246 | 4.493 | 4.454 | -0.039 |
| 12 | 190 | 4.413 | 4.476 | 0.063 |
| 12 | 266 | 4.459 | 4.432 | -0.027 |
| 12 | 308 | 4.454 | 4.877 | 0.423 |
| 15 | 848 | 4.870 | 4.404 | -0.466 |
| 15 | 878 | 4.468 | 4.468 | 0.000 |
| 15 | 880 | 4.853 | 4.418 | -0.435 |
| 15 | 942 | 4.921 | 4.883 | -0.038 |
| 15 | 947 | 3.986 | 3.970 | -0.016 |
| 15 | 962 | 4.400 | 4.421 | 0.021 |
| 30 | 1141 | 4.402 | 4.397 | -0.005 |
| 30 | 1242 | 4.401 | 4.878 | 0.477 |
| 30 | 1417 | 4.883 | 4.840 | -0.043 |
| 32 | 1126 | 4.437 | 4.444 | 0.007 |
| 32 | 1165 | 4.443 | 4.426 | -0.017 |
| 32 | 1300 | 4.856 | 4.877 | 0.021 |
| 35 | 376 | 4.422 | 4.405 | -0.017 |
| 35 | 405 | 4.418 | 4.418 | 0.000 |
| 35 | 425 | 4.857 | 4.868 | 0.011 |
| 35 | 492 | 4.455 | 4.470 | 0.015 |
| 35 | 501 | 4.426 | 4.421 | -0.005 |
| 35 | 521 | 4.481 | 4.450 | -0.031 |
| 50 | 300 | 4.415 | 4.884 | 0.469 |
| 50 | 756 | 4.448 | 4.437 | -0.011 |
| 50 | 1100 | 4.448 | 4.438 | -0.010 |
| 52 | 451 | 4.409 | 4.420 | 0.011 |
| 52 | 587 | 4.510 | 4.445 | -0.065 |
| 52 | 956 | 4.899 | 4.927 | 0.028 |
| 55 | 198 | 4.813 | 4.861 | 0.048 |
| 55 | 220 | 4.877 | 4.909 | 0.032 |
| 55 | 665 | 4.448 | 4.458 | 0.010 |
| 55 | 818 | 4.885 | 4.434 | -0.451 |
| 55 | 1057 | 4.433 | 4.435 | 0.002 |
| 55 | 1137 | 4.397 | 4.455 | 0.058 |
| 100 | 448 | 4.451 | 4.931 | 0.480 |
| 100 | 938 | 4.445 | 4.428 | -0.017 |
| 100 | 1051 | 4.436 | 4.419 | -0.017 |
| 102 | 921 | 4.425 | 4.435 | 0.010 |
| 102 | 1113 | 4.437 | 4.435 | -0.002 |
| 102 | 1234 | 4.446 | 4.437 | -0.009 |
| 105 | 194 | 4.914 | 4.874 | -0.040 |
| 105 | 367 | 4.884 | 4.879 | -0.005 |
| 105 | 440 | 4.430 | 4.461 | 0.031 |
| 105 | 477 | 4.440 | 4.429 | -0.011 |
| 105 | 556 | 4.502 | 4.460 | -0.042 |
| 105 | 1213 | 4.438 | 4.406 | -0.032 |
| | Max | 4.921 | 4.931 | 0.859 |
| | Average | 4.559 | 4.570 | 0.011 |
| | Min | 3.565 | 3.970 | -0.495 |
| | Std Dev | 0.254 | 0.222 | 0.200 |

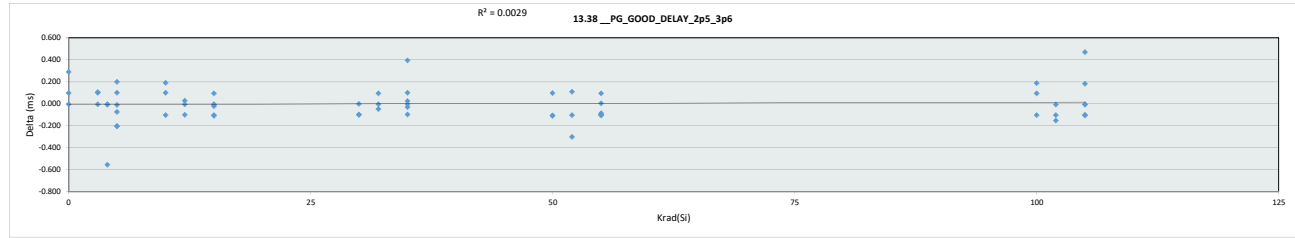


| 13.35_PG_UPP_HYS_1p5_2p375 | | | | | | | | | | | | | | | | |
|----------------------------|--------|-------------|-----------|-----------|-------|-------|-------|-------|-------|-------|-------|-------|-------|-------|-------|-------|
| Test Site | Tester | Test Number | Max Limit | Min Limit | | | | | | | | | | | | |
| | | | 7 | % | | | | | | | | | | | | |
| | | | 7 | % | | | | | | | | | | | | |
| Krad(Si) | 0 | 3 | 4 | 5 | 10 | 12 | 15 | 30 | 32 | 35 | 50 | 52 | 55 | 100 | 102 | 105 |
| LL | 4.450 | 4.420 | 4.470 | 4.413 | 4.428 | 4.432 | 3.970 | 4.397 | 4.426 | 4.405 | 4.437 | 4.420 | 4.434 | 4.419 | 4.435 | 4.406 |
| Min | 4.586 | 4.578 | 4.739 | 4.656 | 4.448 | 4.595 | 4.427 | 4.705 | 4.582 | 4.505 | 4.586 | 4.597 | 4.592 | 4.593 | 4.436 | 4.585 |
| Average | 4.849 | 4.890 | 4.889 | 4.906 | 4.462 | 4.877 | 4.883 | 4.878 | 4.877 | 4.868 | 4.884 | 4.927 | 4.909 | 4.931 | 4.437 | 4.879 |
| Max | 7.000 | 7.000 | 7.000 | 7.000 | 7.000 | 7.000 | 7.000 | 7.000 | 7.000 | 7.000 | 7.000 | 7.000 | 7.000 | 7.000 | 7.000 | 7.000 |
| UL | 7.000 | 7.000 | 7.000 | 7.000 | 7.000 | 7.000 | 7.000 | 7.000 | 7.000 | 7.000 | 7.000 | 7.000 | 7.000 | 7.000 | 7.000 | 7.000 |

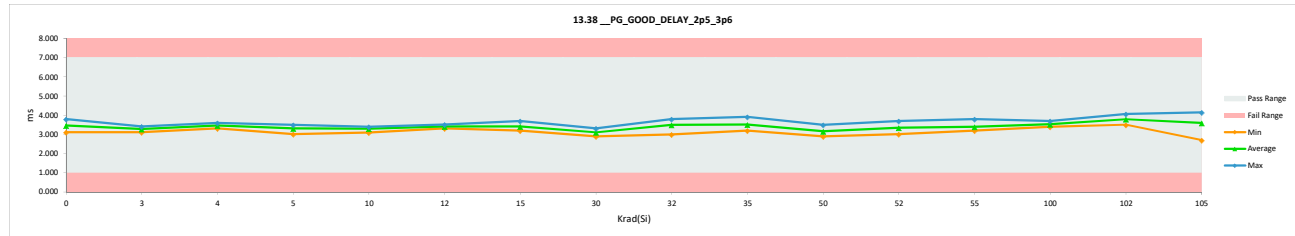


HDR TID Report
TPS7H3302-SP QML CALSS P

| 13.38_PG_GOOD_DELAY_2p5_3p6 | | | | |
|-----------------------------|----------|-------------|-------|-----------|
| Test Site | Tester | Test Number | Unit | Max Limit |
| | | | ms | 7 |
| | | | ms | 7 |
| | | | ms | 1 |
| | | | ms | 1 |
| Krad(Si) | Serial # | PRE | POST | Delta |
| 0 | 775 | 3.515 | 3.809 | 0.294 |
| 0 | 1088 | 3.011 | 3.113 | 0.102 |
| 0 | 1106 | 3.510 | 3.512 | 0.002 |
| 3 | 817 | 3.310 | 3.310 | 0.000 |
| 3 | 825 | 3.310 | 3.415 | 0.105 |
| 3 | 833 | 3.011 | 3.123 | 0.112 |
| 4 | 547 | 4.062 | 3.512 | -0.550 |
| 4 | 645 | 3.610 | 3.610 | 0.000 |
| 4 | 788 | 3.316 | 3.314 | -0.002 |
| 5 | 959 | 3.210 | 3.416 | 0.206 |
| 5 | 991 | 2.909 | 3.014 | 0.105 |
| 5 | 1000 | 3.326 | 3.321 | -0.005 |
| 5 | 1011 | 3.404 | 3.335 | -0.069 |
| 5 | 1087 | 3.510 | 3.314 | -0.196 |
| 5 | 1097 | 3.710 | 3.510 | -0.200 |
| 10 | 180 | 3.006 | 3.111 | 0.105 |
| 10 | 236 | 3.511 | 3.412 | -0.099 |
| 10 | 246 | 3.213 | 3.410 | 0.197 |
| 12 | 190 | 3.411 | 3.315 | -0.096 |
| 12 | 266 | 3.407 | 3.441 | 0.034 |
| 12 | 308 | 3.516 | 3.516 | 0.000 |
| 15 | 848 | 3.612 | 3.613 | 0.001 |
| 15 | 878 | 3.235 | 3.218 | -0.017 |
| 15 | 880 | 3.611 | 3.710 | 0.099 |
| 15 | 942 | 3.318 | 3.316 | -0.002 |
| 15 | 947 | 3.310 | 3.212 | -0.098 |
| 15 | 962 | 3.514 | 3.410 | -0.104 |
| 30 | 1141 | 3.005 | 2.910 | -0.095 |
| 30 | 1242 | 3.202 | 3.111 | -0.091 |
| 30 | 1417 | 3.314 | 3.319 | 0.005 |
| 32 | 1126 | 3.710 | 3.810 | 0.100 |
| 32 | 1165 | 3.746 | 3.704 | -0.042 |
| 32 | 1300 | 3.012 | 3.012 | 0.000 |
| 35 | 376 | 3.812 | 3.842 | 0.030 |
| 35 | 405 | 3.010 | 3.410 | 0.400 |
| 35 | 425 | 3.510 | 3.510 | 0.000 |
| 35 | 492 | 3.234 | 3.210 | -0.024 |
| 35 | 501 | 3.810 | 3.915 | 0.105 |
| 35 | 521 | 3.313 | 3.222 | -0.091 |
| 50 | 300 | 3.015 | 2.910 | -0.105 |
| 50 | 756 | 3.408 | 3.510 | 0.102 |
| 50 | 1100 | 3.212 | 3.111 | -0.101 |
| 52 | 451 | 3.214 | 3.330 | 0.116 |
| 52 | 587 | 3.810 | 3.711 | -0.099 |
| 52 | 956 | 3.308 | 3.013 | -0.295 |
| 55 | 198 | 3.310 | 3.216 | -0.094 |
| 55 | 220 | 3.414 | 3.321 | -0.093 |
| 55 | 665 | 3.910 | 3.809 | -0.101 |
| 55 | 818 | 3.510 | 3.611 | 0.101 |
| 55 | 1057 | 3.201 | 3.211 | 0.010 |
| 55 | 1137 | 3.313 | 3.234 | -0.079 |
| 100 | 448 | 3.410 | 3.510 | 0.100 |
| 100 | 938 | 3.515 | 3.709 | 0.194 |
| 100 | 1051 | 3.511 | 3.412 | -0.099 |
| 102 | 921 | 3.910 | 3.813 | -0.097 |
| 102 | 1113 | 3.514 | 3.511 | -0.003 |
| 102 | 1234 | 4.210 | 4.064 | -0.146 |
| 105 | 194 | 3.509 | 3.415 | -0.094 |
| 105 | 367 | 3.742 | 3.931 | 0.189 |
| 105 | 440 | 3.681 | 4.158 | 0.477 |
| 105 | 477 | 3.514 | 3.511 | -0.003 |
| 105 | 556 | 3.911 | 3.911 | 0.000 |
| 105 | 1213 | 2.810 | 2.710 | -0.100 |
| | Max | 4.210 | 4.158 | 0.477 |
| | Average | 3.427 | 3.427 | 0.000 |
| | Min | 2.810 | 2.710 | -0.550 |
| | Std Dev | 0.288 | 0.295 | 0.152 |

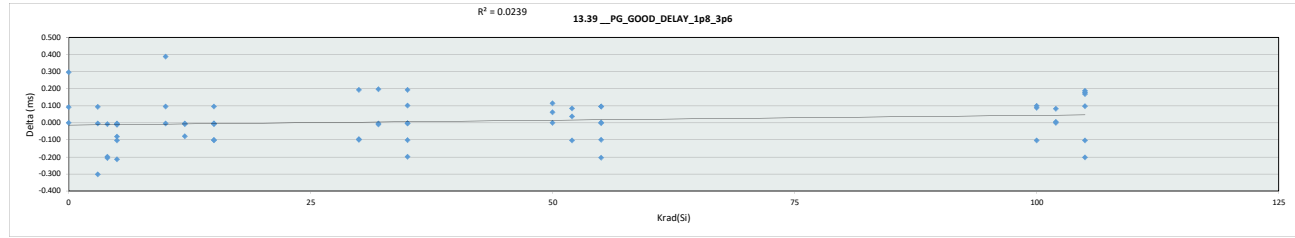


| 13.38_PG_GOOD_DELAY_2p5 | | | | | | | | | | | | | | | | |
|-------------------------|--------|-------------|-------|-----------|-----------|-------|-------|-------|-------|-------|-------|-------|-------|-------|-------|-------|
| Test Site | Tester | Test Number | Unit | Max Limit | Min Limit | | | | | | | | | | | |
| | | | ms | 7 | 1 | | | | | | | | | | | |
| | | | ms | 7 | 1 | | | | | | | | | | | |
| Krad(Si) | 0 | 3 | 4 | 5 | 10 | 12 | 15 | 30 | 32 | 35 | 50 | 52 | 55 | 100 | 102 | 105 |
| LL | 1.000 | 1.000 | 1.000 | 1.000 | 1.000 | 1.000 | 1.000 | 1.000 | 1.000 | 1.000 | 1.000 | 1.000 | 1.000 | 1.000 | 1.000 | 1.000 |
| Min | 3.113 | 3.123 | 3.314 | 3.014 | 3.111 | 3.315 | 3.212 | 2.910 | 3.012 | 3.210 | 2.910 | 3.013 | 3.211 | 3.412 | 3.511 | 2.710 |
| Average | 3.478 | 3.283 | 3.479 | 3.318 | 3.311 | 3.424 | 3.413 | 3.113 | 3.509 | 3.518 | 3.177 | 3.351 | 3.400 | 3.544 | 3.796 | 3.606 |
| Max | 3.809 | 3.415 | 3.610 | 3.510 | 3.412 | 3.516 | 3.710 | 3.419 | 3.810 | 3.915 | 3.510 | 3.711 | 3.809 | 3.709 | 4.064 | 4.158 |
| UL | 7.000 | 7.000 | 7.000 | 7.000 | 7.000 | 7.000 | 7.000 | 7.000 | 7.000 | 7.000 | 7.000 | 7.000 | 7.000 | 7.000 | 7.000 | 7.000 |

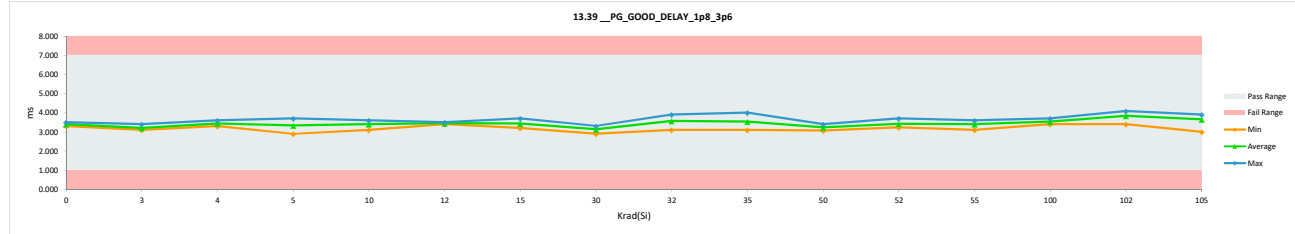


HDR TID Report
TPS7H3302-SP QML CALSS P

| 13.39_PG_GOOD_DELAY_1p8_3p6 | | | | |
|-----------------------------|----------|-------|-------|--------|
| Test Site | Serial # | PRE | POST | Delta |
| 0 | 775 | 3.410 | 3.505 | 0.095 |
| 0 | 1088 | 3.011 | 3.311 | 0.300 |
| 0 | 1106 | 3.410 | 3.413 | 0.003 |
| 3 | 817 | 3.410 | 3.111 | -0.299 |
| 3 | 825 | 3.410 | 3.410 | 0.000 |
| 3 | 833 | 3.012 | 3.110 | 0.098 |
| 4 | 547 | 3.610 | 3.415 | -0.195 |
| 4 | 645 | 3.813 | 3.610 | -0.203 |
| 4 | 788 | 3.317 | 3.314 | -0.003 |
| 5 | 959 | 3.421 | 3.210 | -0.211 |
| 5 | 991 | 2.910 | 2.903 | -0.007 |
| 5 | 1000 | 3.323 | 3.320 | -0.003 |
| 5 | 1011 | 3.448 | 3.371 | -0.077 |
| 5 | 1087 | 3.610 | 3.510 | -0.100 |
| 5 | 1097 | 3.710 | 3.710 | 0.000 |
| 10 | 180 | 2.719 | 3.110 | 0.391 |
| 10 | 236 | 3.511 | 3.610 | 0.099 |
| 10 | 246 | 3.510 | 3.510 | 0.000 |
| 12 | 190 | 3.411 | 3.410 | -0.001 |
| 12 | 266 | 3.512 | 3.436 | -0.076 |
| 12 | 308 | 3.519 | 3.516 | -0.003 |
| 15 | 848 | 3.612 | 3.711 | 0.099 |
| 15 | 878 | 3.316 | 3.219 | -0.097 |
| 15 | 880 | 3.710 | 3.710 | 0.000 |
| 15 | 942 | 3.318 | 3.315 | -0.003 |
| 15 | 947 | 3.310 | 3.212 | -0.098 |
| 15 | 962 | 3.514 | 3.514 | 0.000 |
| 30 | 1141 | 3.005 | 2.910 | -0.095 |
| 30 | 1242 | 3.012 | 3.208 | 0.196 |
| 30 | 1417 | 3.411 | 3.319 | -0.092 |
| 32 | 1126 | 3.710 | 3.910 | 0.200 |
| 32 | 1165 | 3.708 | 3.702 | -0.006 |
| 32 | 1300 | 3.110 | 3.110 | 0.000 |
| 35 | 376 | 4.010 | 4.011 | 0.001 |
| 35 | 405 | 3.311 | 3.116 | -0.195 |
| 35 | 425 | 3.608 | 3.510 | -0.098 |
| 35 | 492 | 3.204 | 3.308 | 0.104 |
| 35 | 501 | 3.810 | 3.809 | -0.001 |
| 35 | 521 | 3.313 | 3.510 | 0.197 |
| 50 | 300 | 3.010 | 3.075 | 0.065 |
| 50 | 756 | 3.407 | 3.410 | 0.003 |
| 50 | 1100 | 3.114 | 3.232 | 0.118 |
| 52 | 451 | 3.214 | 3.302 | 0.088 |
| 52 | 587 | 3.810 | 3.711 | -0.099 |
| 52 | 956 | 3.210 | 3.251 | 0.041 |
| 55 | 198 | 3.310 | 3.410 | 0.100 |
| 55 | 220 | 3.314 | 3.319 | 0.005 |
| 55 | 665 | 3.811 | 3.611 | -0.200 |
| 55 | 818 | 3.510 | 3.512 | 0.002 |
| 55 | 1057 | 3.205 | 3.110 | -0.095 |
| 55 | 1137 | 3.410 | 3.510 | 0.100 |
| 100 | 448 | 3.418 | 3.510 | 0.092 |
| 100 | 938 | 3.612 | 3.715 | 0.103 |
| 100 | 1051 | 3.511 | 3.412 | -0.099 |
| 102 | 921 | 4.002 | 4.011 | 0.009 |
| 102 | 1113 | 3.410 | 3.413 | 0.003 |
| 102 | 1234 | 4.011 | 4.098 | 0.087 |
| 105 | 194 | 3.509 | 3.610 | 0.101 |
| 105 | 367 | 3.737 | 3.910 | 0.173 |
| 105 | 440 | 3.638 | 3.819 | 0.181 |
| 105 | 477 | 3.514 | 3.706 | 0.192 |
| 105 | 556 | 4.110 | 3.911 | -0.199 |
| 105 | 1213 | 3.110 | 3.010 | -0.100 |
| Max | | 4.110 | 4.098 | 0.391 |
| Average | | 3.443 | 3.452 | 0.009 |
| Min | | 2.719 | 2.903 | -0.299 |
| Std Dev | | 0.284 | 0.274 | 0.129 |

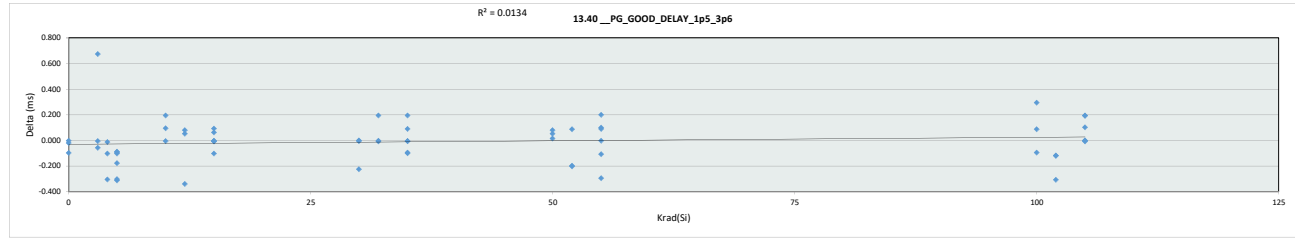


| 13.39_PG_GOOD_DELAY_1p8 | | | | | | | | | | | | | | | | |
|-------------------------|----------|-------|-------|--------|--|--|--|--|--|--|--|--|--|--|--|--|
| Test Site | Serial # | PRE | POST | Delta | | | | | | | | | | | | |
| 0 | 775 | 3.410 | 3.505 | 0.095 | | | | | | | | | | | | |
| 0 | 1088 | 3.011 | 3.311 | 0.300 | | | | | | | | | | | | |
| 0 | 1106 | 3.410 | 3.413 | 0.003 | | | | | | | | | | | | |
| 3 | 817 | 3.410 | 3.111 | -0.299 | | | | | | | | | | | | |
| 3 | 825 | 3.410 | 3.410 | 0.000 | | | | | | | | | | | | |
| 3 | 833 | 3.012 | 3.110 | 0.098 | | | | | | | | | | | | |
| 4 | 547 | 3.610 | 3.415 | -0.195 | | | | | | | | | | | | |
| 4 | 645 | 3.813 | 3.610 | -0.203 | | | | | | | | | | | | |
| 4 | 788 | 3.317 | 3.314 | -0.003 | | | | | | | | | | | | |
| 5 | 959 | 3.421 | 3.210 | -0.211 | | | | | | | | | | | | |
| 5 | 991 | 2.910 | 2.903 | -0.007 | | | | | | | | | | | | |
| 5 | 1000 | 3.323 | 3.320 | -0.003 | | | | | | | | | | | | |
| 5 | 1011 | 3.448 | 3.371 | -0.077 | | | | | | | | | | | | |
| 5 | 1087 | 3.610 | 3.510 | -0.100 | | | | | | | | | | | | |
| 5 | 1097 | 3.710 | 3.710 | 0.000 | | | | | | | | | | | | |
| 10 | 180 | 2.719 | 3.110 | 0.391 | | | | | | | | | | | | |
| 10 | 236 | 3.511 | 3.610 | 0.099 | | | | | | | | | | | | |
| 10 | 246 | 3.510 | 3.510 | 0.000 | | | | | | | | | | | | |
| 12 | 190 | 3.411 | 3.410 | -0.001 | | | | | | | | | | | | |
| 12 | 266 | 3.512 | 3.436 | -0.076 | | | | | | | | | | | | |
| 12 | 308 | 3.519 | 3.516 | -0.003 | | | | | | | | | | | | |
| 15 | 848 | 3.612 | 3.711 | 0.099 | | | | | | | | | | | | |
| 15 | 878 | 3.316 | 3.219 | -0.097 | | | | | | | | | | | | |
| 15 | 880 | 3.710 | 3.710 | 0.000 | | | | | | | | | | | | |
| 15 | 942 | 3.318 | 3.315 | -0.003 | | | | | | | | | | | | |
| 15 | 947 | 3.310 | 3.212 | -0.098 | | | | | | | | | | | | |
| 15 | 962 | 3.514 | 3.514 | 0.000 | | | | | | | | | | | | |
| 30 | 1141 | 3.005 | 2.910 | -0.095 | | | | | | | | | | | | |
| 30 | 1242 | 3.012 | 3.208 | 0.196 | | | | | | | | | | | | |
| 30 | 1417 | 3.411 | 3.319 | -0.092 | | | | | | | | | | | | |
| 32 | 1126 | 3.710 | 3.910 | 0.200 | | | | | | | | | | | | |
| 32 | 1165 | 3.708 | 3.702 | -0.006 | | | | | | | | | | | | |
| 32 | 1300 | 3.110 | 3.110 | 0.000 | | | | | | | | | | | | |
| 35 | 376 | 4.010 | 4.011 | 0.001 | | | | | | | | | | | | |
| 35 | 405 | 3.311 | 3.116 | -0.195 | | | | | | | | | | | | |
| 35 | 425 | 3.608 | 3.510 | -0.098 | | | | | | | | | | | | |
| 35 | 492 | 3.204 | 3.308 | 0.104 | | | | | | | | | | | | |
| 35 | 501 | 3.810 | 3.809 | -0.001 | | | | | | | | | | | | |
| 35 | 521 | 3.313 | 3.510 | 0.197 | | | | | | | | | | | | |
| 50 | 300 | 3.010 | 3.075 | 0.065 | | | | | | | | | | | | |
| 50 | 756 | 3.407 | 3.410 | 0.003 | | | | | | | | | | | | |
| 50 | 1100 | 3.114 | 3.232 | 0.118 | | | | | | | | | | | | |
| 52 | 451 | 3.214 | 3.302 | 0.088 | | | | | | | | | | | | |
| 52 | 587 | 3.810 | 3.711 | -0.099 | | | | | | | | | | | | |
| 52 | 956 | 3.210 | 3.251 | 0.041 | | | | | | | | | | | | |
| 55 | 198 | 3.310 | 3.410 | 0.100 | | | | | | | | | | | | |
| 55 | 220 | 3.314 | 3.319 | 0.005 | | | | | | | | | | | | |
| 55 | 665 | 3.811 | 3.611 | -0.200 | | | | | | | | | | | | |
| 55 | 818 | 3.510 | 3.512 | 0.002 | | | | | | | | | | | | |
| 55 | 1057 | 3.205 | 3.110 | -0.095 | | | | | | | | | | | | |
| 55 | 1137 | 3.410 | 3.510 | 0.100 | | | | | | | | | | | | |
| 100 | 448 | 3.418 | 3.510 | 0.092 | | | | | | | | | | | | |
| 100 | 938 | 3.612 | 3.715 | 0.103 | | | | | | | | | | | | |
| 100 | 1051 | 3.511 | 3.412 | -0.099 | | | | | | | | | | | | |
| 102 | 921 | 4.002 | 4.011 | 0.009 | | | | | | | | | | | | |
| 102 | 1113 | 3.410 | 3.413 | 0.003 | | | | | | | | | | | | |
| 102 | 1234 | 4.011 | 4.098 | 0.087 | | | | | | | | | | | | |
| 105 | 194 | 3.509 | 3.610 | 0.101 | | | | | | | | | | | | |
| 105 | 367 | 3.737 | 3.910 | 0.173 | | | | | | | | | | | | |
| 105 | 440 | 3.638 | 3.819 | 0.181 | | | | | | | | | | | | |
| 105 | 477 | 3.514 | 3.706 | 0.192 | | | | | | | | | | | | |
| 105 | 556 | 4.110 | 3.911 | -0.199 | | | | | | | | | | | | |
| 105 | 1213 | 3.110 | 3.010 | -0.100 | | | | | | | | | | | | |
| LL | | 1.000 | 1.000 | 1.000 | | | | | | | | | | | | |
| Min | | 3.311 | 3.110 | 3.314 | | | | | | | | | | | | |
| Average | | 3.410 | 3.210 | 3.446 | | | | | | | | | | | | |
| Max | | 3.505 | 3.410 | 3.610 | | | | | | | | | | | | |
| UL | | 7.000 | 7.000 | 7.000 | | | | | | | | | | | | |

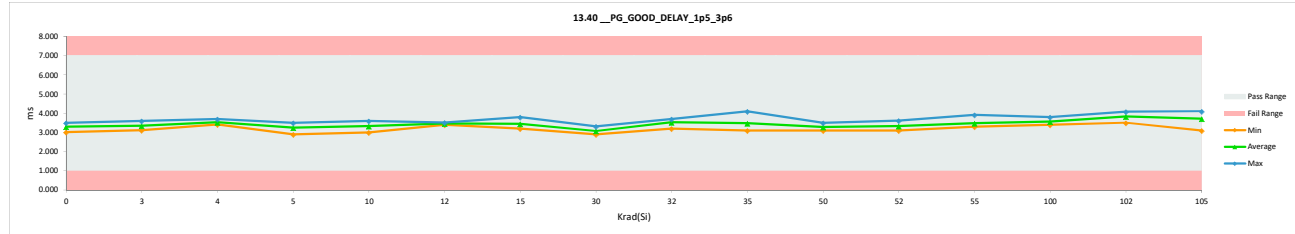


HDR TID Report
TPS7H3302-SP QML CALSS P

| 13.40_PG_GOOD_DELAY_1p5_3p6 | | | | |
|-----------------------------|----------|-------------|-------|-----------|
| Test Site | Tester | Test Number | Unit | Max Limit |
| | | | ms | 7 |
| | | | ms | 7 |
| | | | ms | 1 |
| | | | ms | 1 |
| Krad(Si) | Serial # | PRE | POST | Delta |
| 0 | 775 | 3.515 | 3.500 | -0.015 |
| 0 | 1088 | 3.111 | 3.018 | -0.093 |
| 0 | 1106 | 3.410 | 3.413 | 0.003 |
| 3 | 817 | 2.933 | 3.612 | 0.679 |
| 3 | 825 | 3.310 | 3.310 | 0.000 |
| 3 | 833 | 3.181 | 3.128 | -0.053 |
| 4 | 547 | 3.810 | 3.511 | -0.299 |
| 4 | 645 | 3.716 | 3.709 | -0.007 |
| 4 | 788 | 3.510 | 3.413 | -0.097 |
| 5 | 959 | 3.417 | 3.110 | -0.307 |
| 5 | 991 | 2.989 | 2.902 | -0.087 |
| 5 | 1000 | 3.416 | 3.319 | -0.097 |
| 5 | 1011 | 3.511 | 3.338 | -0.173 |
| 5 | 1087 | 3.610 | 3.313 | -0.297 |
| 5 | 1097 | 3.592 | 3.510 | -0.082 |
| 10 | 180 | 2.910 | 3.009 | 0.099 |
| 10 | 236 | 3.411 | 3.610 | 0.199 |
| 10 | 246 | 3.410 | 3.410 | 0.000 |
| 12 | 190 | 3.326 | 3.410 | 0.084 |
| 12 | 266 | 3.453 | 3.511 | 0.058 |
| 12 | 308 | 3.850 | 3.515 | -0.335 |
| 15 | 848 | 3.612 | 3.612 | 0.000 |
| 15 | 878 | 3.245 | 3.313 | 0.068 |
| 15 | 880 | 3.710 | 3.807 | 0.097 |
| 15 | 942 | 3.318 | 3.315 | -0.003 |
| 15 | 947 | 3.310 | 3.212 | -0.098 |
| 15 | 962 | 3.510 | 3.513 | 0.003 |
| 30 | 1141 | 2.910 | 2.910 | 0.000 |
| 30 | 1242 | 3.233 | 3.012 | -0.221 |
| 30 | 1417 | 3.314 | 3.318 | 0.004 |
| 32 | 1126 | 3.710 | 3.711 | 0.001 |
| 32 | 1165 | 3.705 | 3.703 | -0.002 |
| 32 | 1300 | 3.012 | 3.212 | 0.200 |
| 35 | 376 | 3.910 | 4.109 | 0.199 |
| 35 | 405 | 3.118 | 3.213 | 0.095 |
| 35 | 425 | 3.510 | 3.510 | 0.000 |
| 35 | 492 | 3.203 | 3.112 | -0.091 |
| 35 | 501 | 3.810 | 3.810 | 0.000 |
| 35 | 521 | 3.313 | 3.217 | -0.096 |
| 50 | 300 | 3.015 | 3.100 | 0.085 |
| 50 | 756 | 3.455 | 3.512 | 0.057 |
| 50 | 1100 | 3.211 | 3.230 | 0.019 |
| 52 | 451 | 3.210 | 3.302 | 0.092 |
| 52 | 587 | 3.810 | 3.618 | -0.192 |
| 52 | 956 | 3.307 | 3.110 | -0.197 |
| 55 | 198 | 3.412 | 3.310 | -0.102 |
| 55 | 220 | 3.610 | 3.319 | -0.291 |
| 55 | 665 | 3.711 | 3.915 | 0.204 |
| 55 | 818 | 3.510 | 3.512 | 0.002 |
| 55 | 1057 | 3.219 | 3.313 | 0.094 |
| 55 | 1137 | 3.410 | 3.515 | 0.105 |
| 100 | 448 | 3.418 | 3.510 | 0.092 |
| 100 | 938 | 3.514 | 3.812 | 0.298 |
| 100 | 1051 | 3.503 | 3.412 | -0.091 |
| 102 | 921 | 4.024 | 3.911 | -0.113 |
| 102 | 1113 | 3.813 | 3.511 | -0.302 |
| 102 | 1234 | 4.210 | 4.096 | -0.114 |
| 105 | 194 | 3.410 | 3.414 | 0.004 |
| 105 | 367 | 3.818 | 3.925 | 0.107 |
| 105 | 440 | 4.112 | 4.110 | -0.002 |
| 105 | 477 | 3.508 | 3.707 | 0.199 |
| 105 | 556 | 3.815 | 4.011 | 0.196 |
| 105 | 1213 | 3.110 | 3.111 | 0.001 |
| | Max | 4.210 | 4.110 | 0.679 |
| | Average | 3.460 | 3.452 | -0.008 |
| | Min | 2.910 | 2.902 | -0.335 |
| | Std Dev | 0.292 | 0.295 | 0.166 |

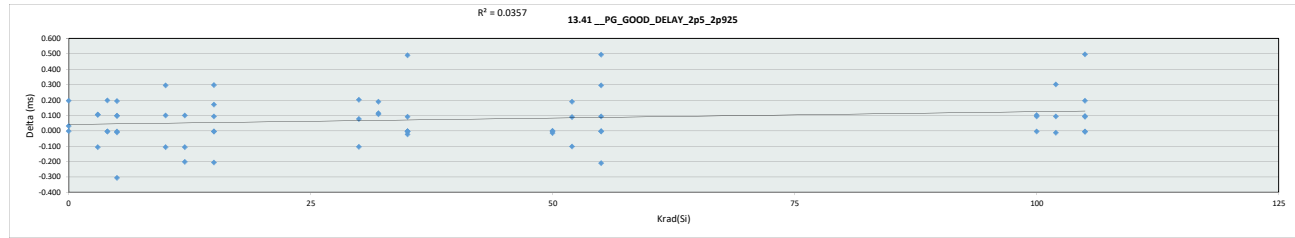


| 13.40_PG_GOOD_DELAY_1p5 | | | | | | | | | | | | | | | | |
|-------------------------|--------|-------------|-------|-----------|-----------|-------|-------|-------|-------|-------|-------|-------|-------|-------|-------|-------|
| Test Site | Tester | Test Number | Unit | Max Limit | Min Limit | | | | | | | | | | | |
| | | | ms | 7 | 1 | | | | | | | | | | | |
| | | | ms | 7 | 1 | | | | | | | | | | | |
| Krad(Si) | 0 | 3 | 4 | 5 | 10 | 12 | 15 | 30 | 32 | 35 | 50 | 52 | 55 | 100 | 102 | 105 |
| LL | 1.000 | 1.000 | 1.000 | 1.000 | 1.000 | 1.000 | 1.000 | 1.000 | 1.000 | 1.000 | 1.000 | 1.000 | 1.000 | 1.000 | 1.000 | 1.000 |
| Min | 3.018 | 3.128 | 3.413 | 2.902 | 3.009 | 3.410 | 3.212 | 2.910 | 3.212 | 3.112 | 3.110 | 3.310 | 3.412 | 3.511 | 3.111 | |
| Average | 3.310 | 3.350 | 3.544 | 3.249 | 3.343 | 3.479 | 3.462 | 3.080 | 3.542 | 3.495 | 3.281 | 3.343 | 3.481 | 3.578 | 3.839 | 3.713 |
| Max | 3.500 | 3.612 | 3.709 | 3.510 | 3.610 | 3.515 | 3.807 | 3.318 | 3.711 | 4.109 | 3.512 | 3.618 | 3.915 | 3.812 | 4.096 | 4.110 |
| UL | 7.000 | 7.000 | 7.000 | 7.000 | 7.000 | 7.000 | 7.000 | 7.000 | 7.000 | 7.000 | 7.000 | 7.000 | 7.000 | 7.000 | 7.000 | 7.000 |

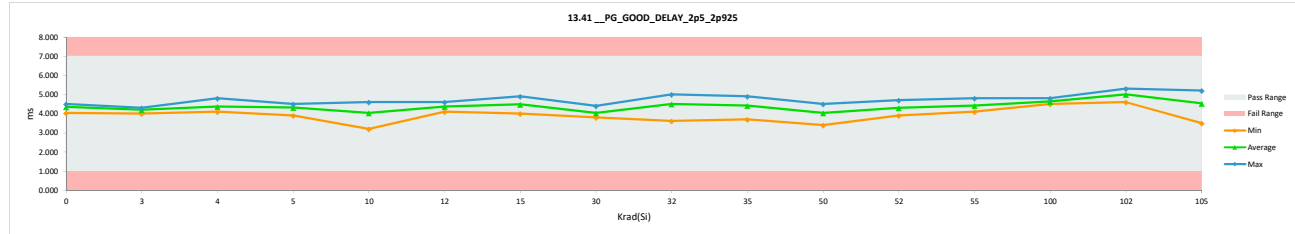


HDR TID Report
TPS7H3302-SP QML CALSS P

| 13.41_PG_GOOD_DELAY_2p5_2p925 | | | | |
|-------------------------------|----------|-------------|-------|-----------|
| Test Site | Tester | Test Number | Unit | Max Limit |
| | | | ms | 7 |
| | | | ms | 7 |
| | | | ms | 1 |
| | | | ms | 1 |
| Krad(Si) | Serial # | PRE | POST | Delta |
| 0 | 775 | 4.311 | 4.510 | 0.199 |
| 0 | 1088 | 4.011 | 4.047 | 0.036 |
| 0 | 1106 | 4.510 | 4.511 | 0.001 |
| 3 | 817 | 3.910 | 4.020 | 0.110 |
| 3 | 825 | 4.413 | 4.310 | -0.103 |
| 3 | 833 | 4.203 | 4.310 | 0.107 |
| 4 | 847 | 4.211 | 4.210 | -0.001 |
| 4 | 645 | 4.810 | 4.810 | 0.000 |
| 4 | 788 | 3.913 | 4.114 | 0.201 |
| 5 | 959 | 3.911 | 4.109 | 0.198 |
| 5 | 991 | 4.212 | 3.910 | -0.302 |
| 5 | 1000 | 4.511 | 4.510 | -0.001 |
| 5 | 1011 | 4.410 | 4.511 | 0.101 |
| 5 | 1087 | 4.411 | 4.512 | 0.101 |
| 5 | 1097 | 4.410 | 4.404 | -0.006 |
| 10 | 180 | 3.314 | 3.211 | -0.103 |
| 10 | 236 | 4.310 | 4.610 | 0.300 |
| 10 | 246 | 4.210 | 4.313 | 0.103 |
| 12 | 190 | 4.310 | 4.413 | 0.103 |
| 12 | 266 | 4.212 | 4.110 | -0.102 |
| 12 | 308 | 4.809 | 4.611 | -0.198 |
| 15 | 848 | 4.608 | 4.910 | 0.302 |
| 15 | 878 | 4.410 | 4.410 | 0.000 |
| 15 | 880 | 4.711 | 4.886 | 0.175 |
| 15 | 942 | 4.215 | 4.013 | -0.202 |
| 15 | 947 | 4.210 | 4.210 | 0.000 |
| 15 | 962 | 4.413 | 4.510 | 0.097 |
| 30 | 1141 | 3.610 | 3.815 | 0.205 |
| 30 | 1242 | 4.010 | 3.910 | -0.100 |
| 30 | 1417 | 4.327 | 4.407 | 0.080 |
| 32 | 1126 | 4.810 | 4.923 | 0.113 |
| 32 | 1165 | 4.817 | 5.010 | 0.193 |
| 32 | 1300 | 3.511 | 3.629 | 0.118 |
| 35 | 376 | 4.515 | 4.610 | 0.095 |
| 35 | 405 | 3.714 | 3.713 | -0.001 |
| 35 | 425 | 4.629 | 4.610 | -0.019 |
| 35 | 492 | 4.310 | 4.310 | 0.000 |
| 35 | 501 | 4.415 | 4.910 | 0.495 |
| 35 | 521 | 4.413 | 4.415 | 0.002 |
| 50 | 300 | 3.410 | 3.410 | 0.000 |
| 50 | 756 | 4.511 | 4.514 | 0.003 |
| 50 | 1100 | 4.222 | 4.212 | -0.010 |
| 52 | 451 | 4.214 | 4.307 | 0.093 |
| 52 | 587 | 4.811 | 4.712 | -0.099 |
| 52 | 956 | 3.716 | 3.910 | 0.194 |
| 55 | 198 | 4.410 | 4.410 | 0.000 |
| 55 | 220 | 4.425 | 4.218 | -0.207 |
| 55 | 665 | 4.512 | 4.812 | 0.300 |
| 55 | 818 | 4.211 | 4.710 | 0.499 |
| 55 | 1057 | 4.012 | 4.110 | 0.098 |
| 55 | 1137 | 4.310 | 4.311 | 0.001 |
| 100 | 448 | 4.510 | 4.615 | 0.105 |
| 100 | 938 | 4.712 | 4.810 | 0.098 |
| 100 | 1051 | 4.510 | 4.510 | 0.000 |
| 102 | 921 | 5.110 | 5.102 | -0.008 |
| 102 | 1113 | 4.512 | 4.610 | 0.098 |
| 102 | 1234 | 5.012 | 5.318 | 0.306 |
| 105 | 194 | 4.414 | 4.413 | -0.001 |
| 105 | 367 | 5.114 | 5.209 | 0.095 |
| 105 | 440 | 4.810 | 4.910 | 0.100 |
| 105 | 477 | 3.910 | 4.410 | 0.500 |
| 105 | 556 | 4.815 | 4.813 | -0.002 |
| 105 | 1213 | 3.310 | 3.510 | 0.200 |
| | Max | 5.114 | 5.318 | 0.500 |
| | Average | 4.325 | 4.399 | 0.074 |
| | Min | 3.310 | 3.211 | -0.302 |
| | Std Dev | 0.404 | 0.424 | 0.157 |

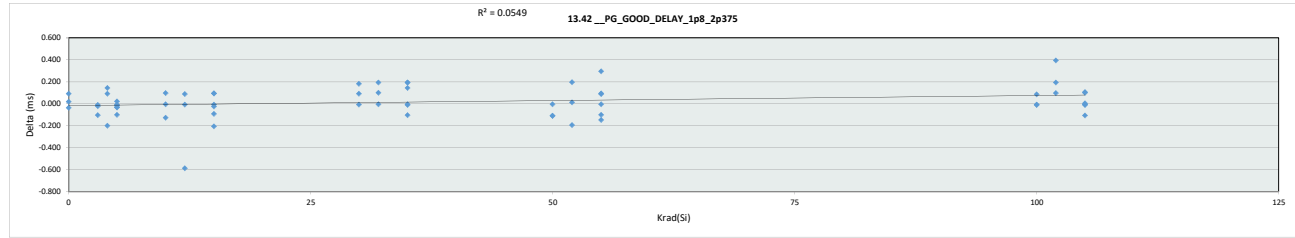


| 13.41_PG_GOOD_DELAY_2p5 | | | | | | | | | | | | | | | | |
|-------------------------|--------|-------------|-------|-----------|-----------|-------|-------|-------|-------|-------|-------|-------|-------|-------|-------|-------|
| Test Site | Tester | Test Number | Unit | Max Limit | Min Limit | | | | | | | | | | | |
| | | | ms | 7 | 1 | | | | | | | | | | | |
| | | | ms | 7 | 1 | | | | | | | | | | | |
| Krad(Si) | 0 | 3 | 4 | 5 | 10 | 12 | 15 | 30 | 32 | 35 | 50 | 52 | 55 | 100 | 102 | 105 |
| LL | 1.000 | 1.000 | 1.000 | 1.000 | 1.000 | 1.000 | 1.000 | 1.000 | 1.000 | 1.000 | 1.000 | 1.000 | 1.000 | 1.000 | 1.000 | 1.000 |
| Min | 4.047 | 4.020 | 4.114 | 3.910 | 3.211 | 4.110 | 4.013 | 3.815 | 3.629 | 3.713 | 3.410 | 3.910 | 4.110 | 4.510 | 4.610 | 3.510 |
| Average | 4.356 | 4.213 | 4.378 | 4.326 | 4.045 | 4.378 | 4.490 | 4.044 | 4.521 | 4.428 | 4.045 | 4.310 | 4.429 | 4.645 | 5.010 | 4.544 |
| Max | 4.511 | 4.310 | 4.810 | 4.512 | 4.610 | 4.611 | 4.910 | 4.407 | 5.010 | 4.910 | 4.514 | 4.712 | 4.812 | 4.810 | 5.318 | 5.209 |
| UL | 7.000 | 7.000 | 7.000 | 7.000 | 7.000 | 7.000 | 7.000 | 7.000 | 7.000 | 7.000 | 7.000 | 7.000 | 7.000 | 7.000 | 7.000 | 7.000 |

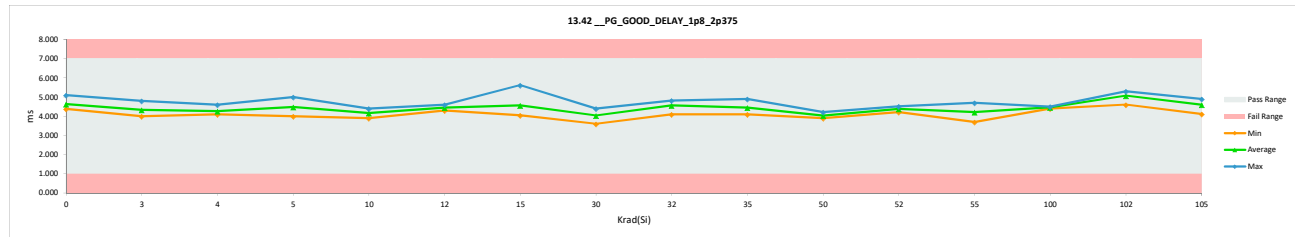


HDR TID Report
TPS7H3302-SP QML CALSS P

| 13.42_PG_GOOD_DELAY_1p8_2p375 | | | | |
|-------------------------------|----------|-------------|-----------|-----------|
| Test Site | Tester | Test Number | Unit | Max Limit |
| | | | ms | 7 |
| | | | ms | 7 |
| | | | Min Limit | 1 |
| Krad(Si) | Serial # | PRE | POST | Delta |
| 0 | 775 | 4.408 | 4.432 | 0.024 |
| 0 | 1088 | 5.012 | 5.110 | 0.098 |
| 0 | 1106 | 4.410 | 4.380 | -0.030 |
| 3 | 817 | 4.816 | 4.812 | -0.004 |
| 3 | 825 | 4.310 | 4.212 | -0.098 |
| 3 | 833 | 4.025 | 4.010 | -0.015 |
| 4 | 547 | 3.959 | 4.109 | 0.150 |
| 4 | 645 | 4.511 | 4.608 | 0.097 |
| 4 | 788 | 4.308 | 4.114 | -0.194 |
| 5 | 959 | 5.037 | 5.010 | -0.027 |
| 5 | 991 | 5.012 | 5.010 | -0.002 |
| 5 | 1000 | 4.210 | 4.237 | 0.027 |
| 5 | 1011 | 4.306 | 4.210 | -0.096 |
| 5 | 1087 | 4.439 | 4.414 | -0.025 |
| 5 | 1097 | 4.017 | 4.008 | -0.009 |
| 10 | 180 | 3.910 | 3.910 | 0.000 |
| 10 | 236 | 4.336 | 4.216 | -0.120 |
| 10 | 246 | 4.310 | 4.412 | 0.102 |
| 12 | 190 | 4.314 | 4.311 | -0.003 |
| 12 | 266 | 4.517 | 4.610 | 0.093 |
| 12 | 308 | 5.010 | 4.429 | -0.581 |
| 15 | 848 | 4.511 | 4.610 | 0.099 |
| 15 | 878 | 5.710 | 5.625 | -0.085 |
| 15 | 880 | 4.711 | 4.810 | 0.099 |
| 15 | 942 | 4.213 | 4.212 | -0.001 |
| 15 | 947 | 4.310 | 4.110 | -0.200 |
| 15 | 962 | 4.071 | 4.052 | -0.019 |
| 30 | 1141 | 3.613 | 3.610 | -0.003 |
| 30 | 1242 | 4.012 | 4.110 | 0.098 |
| 30 | 1417 | 4.222 | 4.410 | 0.188 |
| 32 | 1126 | 4.610 | 4.810 | 0.200 |
| 32 | 1165 | 4.710 | 4.816 | 0.106 |
| 32 | 1300 | 4.110 | 4.110 | 0.000 |
| 35 | 376 | 4.510 | 4.710 | 0.200 |
| 35 | 405 | 4.624 | 4.619 | -0.005 |
| 35 | 425 | 4.410 | 4.312 | -0.098 |
| 35 | 492 | 3.961 | 4.110 | 0.149 |
| 35 | 501 | 4.710 | 4.910 | 0.200 |
| 35 | 521 | 4.113 | 4.115 | 0.002 |
| 50 | 300 | 3.910 | 3.911 | 0.001 |
| 50 | 756 | 4.320 | 4.216 | -0.104 |
| 50 | 1100 | 4.113 | 4.010 | -0.103 |
| 52 | 451 | 4.014 | 4.217 | 0.203 |
| 52 | 587 | 4.594 | 4.406 | -0.188 |
| 52 | 956 | 4.510 | 4.529 | 0.019 |
| 55 | 198 | 4.060 | 3.918 | -0.142 |
| 55 | 220 | 4.216 | 4.310 | 0.094 |
| 55 | 665 | 4.611 | 4.710 | 0.099 |
| 55 | 818 | 4.412 | 4.317 | -0.095 |
| 55 | 1057 | 3.710 | 3.712 | 0.002 |
| 55 | 1137 | 4.010 | 4.310 | 0.300 |
| 100 | 448 | 4.414 | 4.410 | -0.004 |
| 100 | 938 | 4.511 | 4.510 | -0.001 |
| 100 | 1051 | 4.410 | 4.502 | 0.092 |
| 102 | 921 | 5.210 | 5.312 | 0.102 |
| 102 | 1113 | 4.211 | 4.610 | 0.399 |
| 102 | 1234 | 5.110 | 5.310 | 0.200 |
| 105 | 194 | 4.510 | 4.617 | 0.107 |
| 105 | 367 | 5.010 | 4.908 | -0.102 |
| 105 | 440 | 4.511 | 4.510 | -0.001 |
| 105 | 477 | 4.508 | 4.619 | 0.111 |
| 105 | 556 | 4.816 | 4.812 | -0.004 |
| 105 | 1213 | 4.110 | 4.121 | 0.011 |
| | Max | 5.710 | 5.625 | 0.399 |
| | Average | 4.415 | 4.435 | 0.021 |
| | Min | 3.613 | 3.610 | -0.581 |
| | Std Dev | 0.385 | 0.393 | 0.140 |

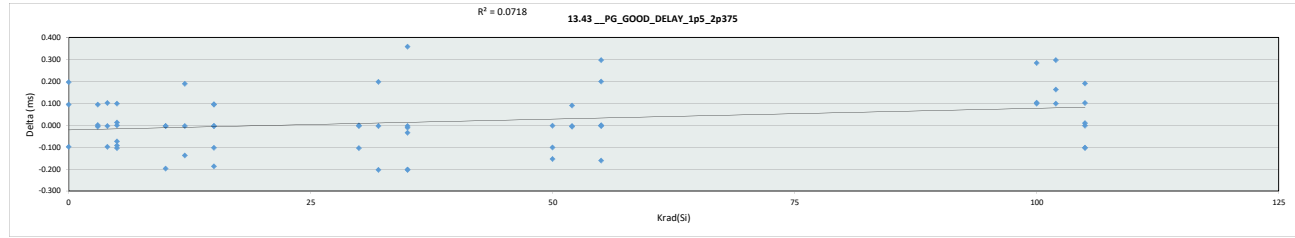


| 13.42_PG_GOOD_DELAY_1p8 | | | | | | | | | | | | | | | | |
|-------------------------|--------|-------------|-------|-----------|-----------|-------|-------|-------|-------|-------|-------|-------|-------|-------|-------|-------|
| Test Site | Tester | Test Number | Unit | Max Limit | Min Limit | | | | | | | | | | | |
| | | | ms | 7 | 1 | | | | | | | | | | | |
| | | | ms | 7 | 1 | | | | | | | | | | | |
| Krad(Si) | 0 | 3 | 4 | 5 | 10 | 12 | 15 | 30 | 32 | 35 | 50 | 52 | 55 | 100 | 102 | 105 |
| LL | 1.000 | 1.000 | 1.000 | 1.000 | 1.000 | 1.000 | 1.000 | 1.000 | 1.000 | 1.000 | 1.000 | 1.000 | 1.000 | 1.000 | 1.000 | 1.000 |
| Min | 4.380 | 4.010 | 4.109 | 4.008 | 3.910 | 4.311 | 4.052 | 3.610 | 4.110 | 4.110 | 3.911 | 4.217 | 3.712 | 4.410 | 4.610 | 4.121 |
| Average | 4.641 | 4.345 | 4.277 | 4.482 | 4.179 | 4.450 | 4.570 | 4.043 | 4.579 | 4.463 | 4.046 | 4.384 | 4.213 | 4.474 | 5.077 | 4.598 |
| Max | 5.110 | 4.812 | 4.608 | 5.010 | 4.412 | 4.610 | 5.625 | 4.410 | 4.816 | 4.910 | 4.216 | 4.529 | 4.710 | 4.510 | 5.312 | 4.908 |
| UL | 7.000 | 7.000 | 7.000 | 7.000 | 7.000 | 7.000 | 7.000 | 7.000 | 7.000 | 7.000 | 7.000 | 7.000 | 7.000 | 7.000 | 7.000 | 7.000 |

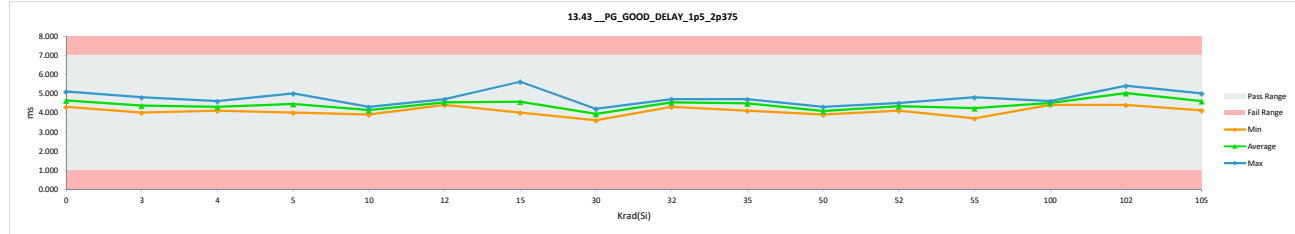


HDR TID Report
TPS7H3302-SP QML CALSS P

| 13.43 __PG_GOOD_DELAY_1p5_2p375 | | | | |
|---------------------------------|----------|-------------|-------|-----------|
| Test Site | Tester | Test Number | Unit | Max Limit |
| | | | ms | 7 |
| | | | ms | 7 |
| | | | 1 | 1 |
| Krad(Si) | Serial # | PRE | POST | Delta |
| 0 | 775 | 4.407 | 4.312 | -0.095 |
| 0 | 1088 | 5.013 | 5.110 | 0.097 |
| 0 | 1106 | 4.311 | 4.510 | 0.199 |
| 3 | 817 | 4.818 | 4.814 | -0.004 |
| 3 | 825 | 4.213 | 4.310 | 0.097 |
| 3 | 833 | 4.010 | 4.014 | 0.004 |
| 4 | 847 | 4.210 | 4.210 | 0.000 |
| 4 | 645 | 4.511 | 4.615 | 0.104 |
| 4 | 788 | 4.210 | 4.115 | -0.095 |
| 5 | 959 | 5.084 | 5.014 | -0.070 |
| 5 | 991 | 5.111 | 5.010 | -0.101 |
| 5 | 1000 | 4.210 | 4.312 | 0.102 |
| 5 | 1011 | 4.210 | 4.225 | 0.015 |
| 5 | 1087 | 4.313 | 4.223 | -0.090 |
| 5 | 1097 | 4.010 | 4.012 | 0.002 |
| 10 | 180 | 3.910 | 3.910 | 0.000 |
| 10 | 236 | 4.411 | 4.217 | -0.194 |
| 10 | 246 | 4.310 | 4.310 | 0.000 |
| 12 | 190 | 4.410 | 4.410 | 0.000 |
| 12 | 266 | 4.518 | 4.710 | 0.192 |
| 12 | 308 | 4.646 | 4.511 | -0.135 |
| 15 | 848 | 4.511 | 4.610 | 0.099 |
| 15 | 878 | 5.810 | 5.625 | -0.185 |
| 15 | 880 | 4.810 | 4.710 | -0.100 |
| 15 | 942 | 4.213 | 4.310 | 0.097 |
| 15 | 947 | 4.010 | 4.010 | 0.000 |
| 15 | 962 | 4.210 | 4.210 | 0.000 |
| 30 | 1141 | 3.610 | 3.610 | 0.000 |
| 30 | 1242 | 4.011 | 4.013 | 0.002 |
| 30 | 1417 | 4.311 | 4.210 | -0.101 |
| 32 | 1126 | 4.810 | 4.610 | -0.200 |
| 32 | 1165 | 4.711 | 4.710 | -0.001 |
| 32 | 1300 | 4.110 | 4.310 | 0.200 |
| 35 | 376 | 4.811 | 4.611 | -0.200 |
| 35 | 405 | 4.630 | 4.622 | -0.008 |
| 35 | 425 | 4.511 | 4.312 | -0.199 |
| 35 | 492 | 4.110 | 4.110 | 0.000 |
| 35 | 501 | 4.742 | 4.710 | -0.032 |
| 35 | 521 | 4.210 | 4.571 | 0.361 |
| 50 | 300 | 4.010 | 3.911 | -0.099 |
| 50 | 756 | 4.310 | 4.311 | 0.001 |
| 50 | 1100 | 4.210 | 4.059 | -0.151 |
| 52 | 451 | 4.014 | 4.107 | 0.093 |
| 52 | 587 | 4.413 | 4.409 | -0.004 |
| 52 | 956 | 4.510 | 4.510 | 0.000 |
| 55 | 198 | 3.916 | 3.918 | 0.002 |
| 55 | 220 | 4.409 | 4.251 | -0.158 |
| 55 | 665 | 4.611 | 4.813 | 0.202 |
| 55 | 818 | 4.510 | 4.510 | 0.000 |
| 55 | 1057 | 3.710 | 3.712 | 0.002 |
| 55 | 1137 | 4.010 | 4.310 | 0.300 |
| 100 | 448 | 4.311 | 4.417 | 0.106 |
| 100 | 938 | 4.511 | 4.612 | 0.101 |
| 100 | 1051 | 4.220 | 4.507 | 0.287 |
| 102 | 921 | 5.111 | 5.277 | 0.166 |
| 102 | 1113 | 4.309 | 4.410 | 0.101 |
| 102 | 1234 | 5.110 | 5.410 | 0.300 |
| 105 | 194 | 4.609 | 4.610 | 0.001 |
| 105 | 367 | 5.010 | 4.910 | -0.100 |
| 105 | 440 | 4.511 | 4.411 | -0.100 |
| 105 | 477 | 4.514 | 4.619 | 0.105 |
| 105 | 556 | 4.816 | 5.010 | 0.194 |
| 105 | 1213 | 4.110 | 4.122 | 0.012 |
| | Max | 5.810 | 5.625 | 0.361 |
| | Average | 4.425 | 4.443 | 0.018 |
| | Min | 3.610 | 3.610 | -0.200 |
| | Std Dev | 0.389 | 0.389 | 0.131 |

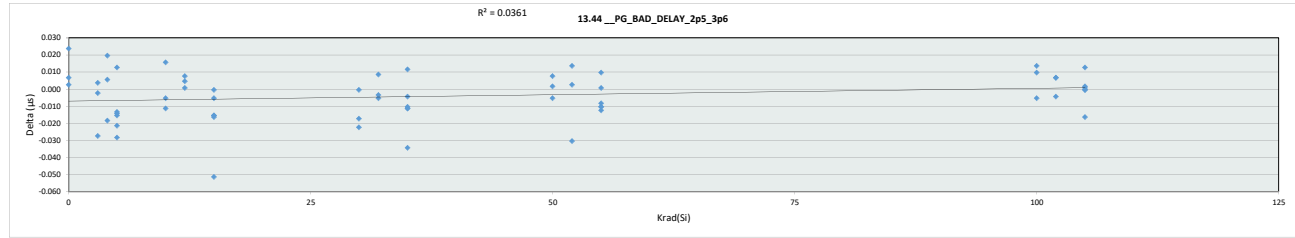


| 13.43 __PG_GOOD_DELAY_1p5 | | | | | | | | | | | | | | | | |
|---------------------------|--------|-------------|-------|-----------|-----------|-------|-------|-------|-------|-------|-------|-------|-------|-------|-------|-------|
| Test Site | Tester | Test Number | Unit | Max Limit | Min Limit | | | | | | | | | | | |
| | | | ms | 7 | 1 | | | | | | | | | | | |
| | | | ms | 7 | 1 | | | | | | | | | | | |
| Krad(Si) | 0 | 3 | 4 | 5 | 10 | 12 | 15 | 30 | 32 | 35 | 50 | 52 | 55 | 100 | 102 | 105 |
| LL | 1.000 | 1.000 | 1.000 | 1.000 | 1.000 | 1.000 | 1.000 | 1.000 | 1.000 | 1.000 | 1.000 | 1.000 | 1.000 | 1.000 | 1.000 | 1.000 |
| Min | 4.312 | 4.014 | 4.115 | 4.012 | 3.910 | 4.410 | 4.010 | 3.610 | 4.310 | 4.110 | 3.911 | 4.107 | 3.712 | 4.417 | 4.410 | 4.122 |
| Average | 4.644 | 4.379 | 4.313 | 4.466 | 4.146 | 4.544 | 4.579 | 3.944 | 4.543 | 4.489 | 4.094 | 4.342 | 4.252 | 4.512 | 5.032 | 4.614 |
| Max | 5.110 | 4.814 | 4.615 | 5.014 | 4.310 | 4.710 | 5.625 | 4.210 | 4.710 | 4.710 | 4.311 | 4.510 | 4.813 | 4.612 | 5.410 | 5.010 |
| UL | 7.000 | 7.000 | 7.000 | 7.000 | 7.000 | 7.000 | 7.000 | 7.000 | 7.000 | 7.000 | 7.000 | 7.000 | 7.000 | 7.000 | 7.000 | 7.000 |

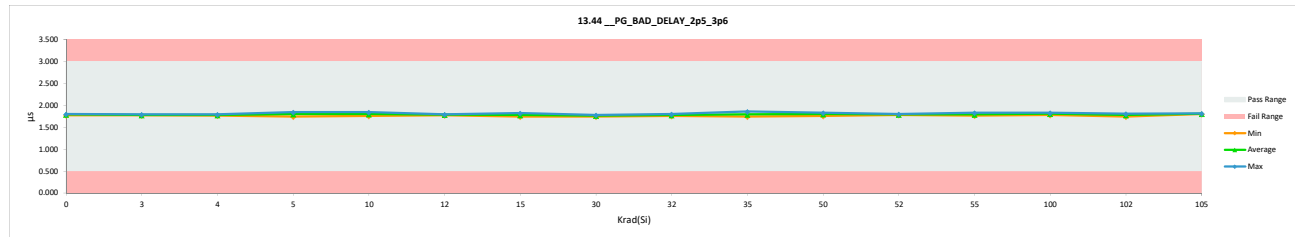


HDR TID Report
TPS7H3302-SP QML CALSS P

| 13.44_PG_BAD_DELAY_2p5_3p6 | | | | |
|----------------------------|----------|-------|-------|--------|
| Test Site | | | | |
| Tester | | | | |
| Test Number | | | | |
| Unit | µs | | µs | |
| Max Limit | 3 | | 3 | |
| Min Limit | 0.5 | | 0.5 | |
| Krad(Si) | Serial # | PRE | POST | Delta |
| 0 | 775 | 1.764 | 1.771 | 0.007 |
| 0 | 1088 | 1.803 | 1.806 | 0.003 |
| 0 | 1106 | 1.778 | 1.802 | 0.024 |
| 3 | 817 | 1.798 | 1.771 | -0.027 |
| 3 | 825 | 1.779 | 1.783 | 0.004 |
| 3 | 833 | 1.797 | 1.795 | -0.002 |
| 4 | 547 | 1.747 | 1.767 | 0.020 |
| 4 | 645 | 1.803 | 1.785 | -0.018 |
| 4 | 788 | 1.788 | 1.794 | 0.006 |
| 5 | 959 | 1.819 | 1.832 | 0.013 |
| 5 | 991 | 1.820 | 1.806 | -0.014 |
| 5 | 1000 | 1.874 | 1.846 | -0.028 |
| 5 | 1011 | 1.796 | 1.775 | -0.021 |
| 5 | 1087 | 1.803 | 1.790 | -0.013 |
| 5 | 1097 | 1.763 | 1.748 | -0.015 |
| 10 | 180 | 1.831 | 1.847 | 0.016 |
| 10 | 236 | 1.771 | 1.760 | -0.011 |
| 10 | 246 | 1.799 | 1.794 | -0.005 |
| 12 | 190 | 1.768 | 1.776 | 0.008 |
| 12 | 266 | 1.792 | 1.793 | 0.001 |
| 12 | 308 | 1.784 | 1.789 | 0.005 |
| 15 | 848 | 1.761 | 1.746 | -0.015 |
| 15 | 878 | 1.820 | 1.804 | -0.016 |
| 15 | 880 | 1.827 | 1.822 | -0.005 |
| 15 | 942 | 1.814 | 1.763 | -0.051 |
| 15 | 947 | 1.805 | 1.790 | -0.015 |
| 15 | 962 | 1.773 | 1.773 | 0.000 |
| 30 | 1141 | 1.781 | 1.781 | 0.000 |
| 30 | 1242 | 1.799 | 1.777 | -0.022 |
| 30 | 1417 | 1.758 | 1.741 | -0.017 |
| 32 | 1126 | 1.778 | 1.773 | -0.005 |
| 32 | 1165 | 1.753 | 1.762 | 0.009 |
| 32 | 1300 | 1.809 | 1.806 | -0.003 |
| 35 | 376 | 1.863 | 1.859 | -0.004 |
| 35 | 405 | 1.813 | 1.802 | -0.011 |
| 35 | 425 | 1.822 | 1.812 | -0.010 |
| 35 | 492 | 1.804 | 1.770 | -0.034 |
| 35 | 501 | 1.764 | 1.776 | 0.012 |
| 35 | 521 | 1.759 | 1.748 | -0.011 |
| 50 | 300 | 1.824 | 1.832 | 0.008 |
| 50 | 756 | 1.759 | 1.761 | 0.002 |
| 50 | 1100 | 1.822 | 1.817 | -0.005 |
| 52 | 451 | 1.789 | 1.803 | 0.014 |
| 52 | 587 | 1.799 | 1.802 | 0.003 |
| 52 | 956 | 1.813 | 1.783 | -0.030 |
| 55 | 198 | 1.810 | 1.811 | 0.001 |
| 55 | 220 | 1.840 | 1.830 | -0.010 |
| 55 | 665 | 1.800 | 1.788 | -0.012 |
| 55 | 818 | 1.766 | 1.776 | 0.010 |
| 55 | 1057 | 1.778 | 1.770 | -0.008 |
| 55 | 1137 | 1.817 | 1.807 | -0.010 |
| 100 | 448 | 1.818 | 1.832 | 0.014 |
| 100 | 938 | 1.795 | 1.805 | 0.010 |
| 100 | 1051 | 1.788 | 1.783 | -0.005 |
| 102 | 921 | 1.749 | 1.745 | -0.004 |
| 102 | 1113 | 1.786 | 1.793 | 0.007 |
| 102 | 1234 | 1.800 | 1.807 | 0.007 |
| 105 | 194 | 1.803 | 1.816 | 0.013 |
| 105 | 367 | 1.830 | 1.814 | -0.016 |
| 105 | 440 | 1.805 | 1.806 | 0.001 |
| 105 | 477 | 1.814 | 1.814 | 0.000 |
| 105 | 556 | 1.803 | 1.805 | 0.002 |
| 105 | 1213 | 1.800 | 1.800 | 0.000 |
| Max | | 1.874 | 1.859 | 0.024 |
| Average | | 1.797 | 1.793 | -0.004 |
| Min | | 1.747 | 1.741 | -0.051 |
| Std Dev | | 0.026 | 0.026 | 0.014 |

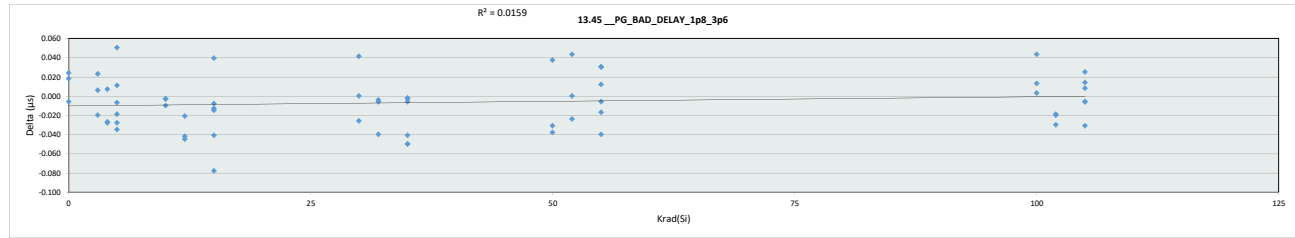


| 13.44_PG_BAD_DELAY_2p5_3p6 | | | | | | | | | | | | | | | | |
|----------------------------|-------|-------|-------|-------|-------|-------|-------|-------|-------|-------|-------|-------|-------|-------|-------|-------|
| Test Site | | | | | | | | | | | | | | | | |
| Tester | | | | | | | | | | | | | | | | |
| Test Number | | | | | | | | | | | | | | | | |
| Max Limit | 3 | µs | | | | | | | | | | | | | | |
| Min Limit | 0.5 | µs | | | | | | | | | | | | | | |
| Krad(Si) | 0 | 3 | 4 | 5 | 10 | 12 | 15 | 30 | 32 | 35 | 50 | 52 | 55 | 100 | 102 | 105 |
| LL | 0.500 | 0.500 | 0.500 | 0.500 | 0.500 | 0.500 | 0.500 | 0.500 | 0.500 | 0.500 | 0.500 | 0.500 | 0.500 | 0.500 | 0.500 | 0.500 |
| Min | 1.771 | 1.771 | 1.767 | 1.748 | 1.760 | 1.776 | 1.746 | 1.741 | 1.762 | 1.748 | 1.761 | 1.783 | 1.770 | 1.783 | 1.745 | 1.800 |
| Average | 1.793 | 1.783 | 1.782 | 1.800 | 1.800 | 1.786 | 1.783 | 1.766 | 1.780 | 1.795 | 1.803 | 1.796 | 1.797 | 1.807 | 1.782 | 1.809 |
| Max | 1.806 | 1.795 | 1.794 | 1.846 | 1.847 | 1.793 | 1.822 | 1.781 | 1.806 | 1.859 | 1.832 | 1.803 | 1.830 | 1.832 | 1.807 | 1.816 |
| UL | 3.000 | 3.000 | 3.000 | 3.000 | 3.000 | 3.000 | 3.000 | 3.000 | 3.000 | 3.000 | 3.000 | 3.000 | 3.000 | 3.000 | 3.000 | 3.000 |

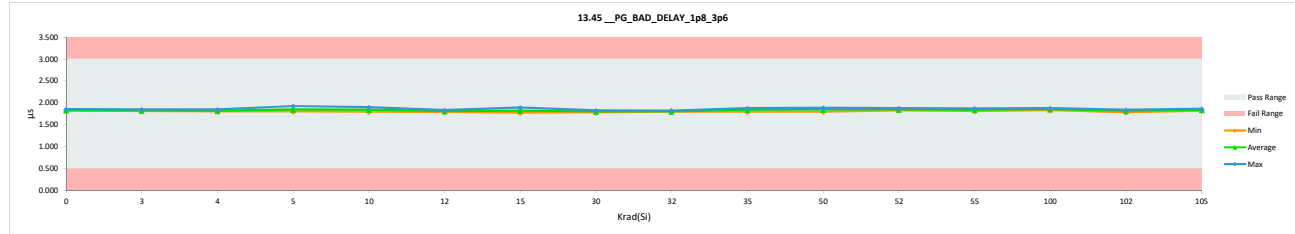


HDR TID Report
TPS7H3302-SP QML CALSS P

| 13.45_PG_BAD_DELAY_1p8_3p6 | | | | |
|----------------------------|----------|-------------|-------|-----------|
| Test Site | Tester | Test Number | Unit | Max Limit |
| | | | µs | 3 |
| | | | µs | 3 |
| | | | µs | 0.5 |
| | | | µs | 0.5 |
| Krad(Si) | Serial # | PRE | POST | Delta |
| 0 | 775 | 1.825 | 1.820 | -0.005 |
| 0 | 1088 | 1.809 | 1.834 | 0.025 |
| 0 | 1106 | 1.838 | 1.857 | 0.019 |
| 3 | 817 | 1.833 | 1.814 | -0.019 |
| 3 | 825 | 1.818 | 1.825 | 0.007 |
| 3 | 833 | 1.830 | 1.854 | 0.024 |
| 4 | 547 | 1.835 | 1.809 | -0.026 |
| 4 | 645 | 1.877 | 1.850 | -0.027 |
| 4 | 788 | 1.803 | 1.811 | 0.008 |
| 5 | 959 | 1.843 | 1.894 | 0.051 |
| 5 | 991 | 1.869 | 1.835 | -0.034 |
| 5 | 1000 | 1.946 | 1.928 | -0.018 |
| 5 | 1011 | 1.823 | 1.835 | 0.012 |
| 5 | 1087 | 1.825 | 1.819 | -0.006 |
| 5 | 1097 | 1.833 | 1.806 | -0.027 |
| 10 | 180 | 1.908 | 1.899 | -0.009 |
| 10 | 236 | 1.799 | 1.797 | -0.002 |
| 10 | 246 | 1.842 | 1.840 | -0.002 |
| 12 | 190 | 1.813 | 1.793 | -0.020 |
| 12 | 266 | 1.869 | 1.825 | -0.044 |
| 12 | 308 | 1.874 | 1.833 | -0.041 |
| 15 | 848 | 1.784 | 1.777 | -0.007 |
| 15 | 878 | 1.903 | 1.863 | -0.040 |
| 15 | 880 | 1.858 | 1.898 | 0.040 |
| 15 | 942 | 1.857 | 1.780 | -0.077 |
| 15 | 947 | 1.834 | 1.822 | -0.012 |
| 15 | 962 | 1.807 | 1.793 | -0.014 |
| 30 | 1141 | 1.831 | 1.832 | 0.001 |
| 30 | 1242 | 1.834 | 1.809 | -0.025 |
| 30 | 1417 | 1.740 | 1.782 | 0.042 |
| 32 | 1126 | 1.801 | 1.796 | -0.005 |
| 32 | 1165 | 1.812 | 1.809 | -0.003 |
| 32 | 1300 | 1.865 | 1.826 | -0.039 |
| 35 | 376 | 1.931 | 1.882 | -0.049 |
| 35 | 405 | 1.904 | 1.855 | -0.049 |
| 35 | 425 | 1.881 | 1.880 | -0.001 |
| 35 | 492 | 1.875 | 1.835 | -0.040 |
| 35 | 501 | 1.813 | 1.808 | -0.005 |
| 35 | 521 | 1.801 | 1.799 | -0.002 |
| 50 | 300 | 1.889 | 1.859 | -0.030 |
| 50 | 756 | 1.837 | 1.800 | -0.037 |
| 50 | 1100 | 1.847 | 1.885 | 0.038 |
| 52 | 451 | 1.844 | 1.845 | 0.001 |
| 52 | 587 | 1.834 | 1.878 | 0.044 |
| 52 | 956 | 1.853 | 1.830 | -0.023 |
| 55 | 198 | 1.823 | 1.818 | -0.005 |
| 55 | 220 | 1.852 | 1.865 | 0.013 |
| 55 | 665 | 1.808 | 1.839 | 0.031 |
| 55 | 818 | 1.841 | 1.872 | 0.031 |
| 55 | 1057 | 1.828 | 1.812 | -0.016 |
| 55 | 1137 | 1.883 | 1.844 | -0.039 |
| 100 | 448 | 1.868 | 1.882 | 0.014 |
| 100 | 938 | 1.814 | 1.858 | 0.044 |
| 100 | 1051 | 1.830 | 1.834 | 0.004 |
| 102 | 921 | 1.805 | 1.786 | -0.019 |
| 102 | 1113 | 1.849 | 1.831 | -0.018 |
| 102 | 1234 | 1.874 | 1.845 | -0.029 |
| 105 | 194 | 1.830 | 1.856 | 0.026 |
| 105 | 367 | 1.852 | 1.867 | 0.015 |
| 105 | 440 | 1.851 | 1.846 | -0.005 |
| 105 | 477 | 1.836 | 1.845 | 0.009 |
| 105 | 556 | 1.844 | 1.839 | -0.005 |
| 105 | 1213 | 1.848 | 1.818 | -0.030 |
| | Max | 1.946 | 1.928 | 0.051 |
| | Average | 1.843 | 1.836 | -0.006 |
| | Min | 1.740 | 1.777 | -0.077 |
| | Std Dev | 0.035 | 0.033 | 0.027 |

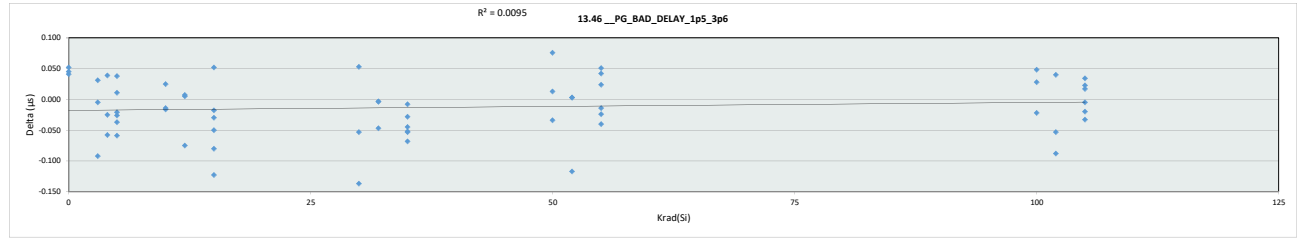


| 13.45_PG_BAD_DELAY_1p8_3p6 | | | | | | | | | | | | | | | | |
|----------------------------|--------|-------------|-------|-----------|-----------|-------|-------|-------|-------|-------|-------|-------|-------|-------|-------|-------|
| Test Site | Tester | Test Number | Unit | Max Limit | Min Limit | | | | | | | | | | | |
| | | | µs | 3 | 0.5 | | | | | | | | | | | |
| | | | µs | 3 | 0.5 | | | | | | | | | | | |
| Krad(Si) | 0 | 3 | 4 | 5 | 10 | 12 | 15 | 30 | 32 | 35 | 50 | 52 | 55 | 100 | 102 | 105 |
| LL | 0.500 | 0.500 | 0.500 | 0.500 | 0.500 | 0.500 | 0.500 | 0.500 | 0.500 | 0.500 | 0.500 | 0.500 | 0.500 | 0.500 | 0.500 | 0.500 |
| Min | 1.820 | 1.814 | 1.809 | 1.806 | 1.797 | 1.793 | 1.777 | 1.782 | 1.796 | 1.799 | 1.800 | 1.830 | 1.812 | 1.834 | 1.786 | 1.818 |
| Average | 1.837 | 1.831 | 1.823 | 1.853 | 1.845 | 1.817 | 1.822 | 1.808 | 1.810 | 1.843 | 1.848 | 1.851 | 1.842 | 1.858 | 1.821 | 1.845 |
| Max | 1.857 | 1.854 | 1.850 | 1.928 | 1.899 | 1.833 | 1.898 | 1.832 | 1.826 | 1.882 | 1.885 | 1.878 | 1.872 | 1.882 | 1.845 | 1.867 |
| UL | 3.000 | 3.000 | 3.000 | 3.000 | 3.000 | 3.000 | 3.000 | 3.000 | 3.000 | 3.000 | 3.000 | 3.000 | 3.000 | 3.000 | 3.000 | 3.000 |

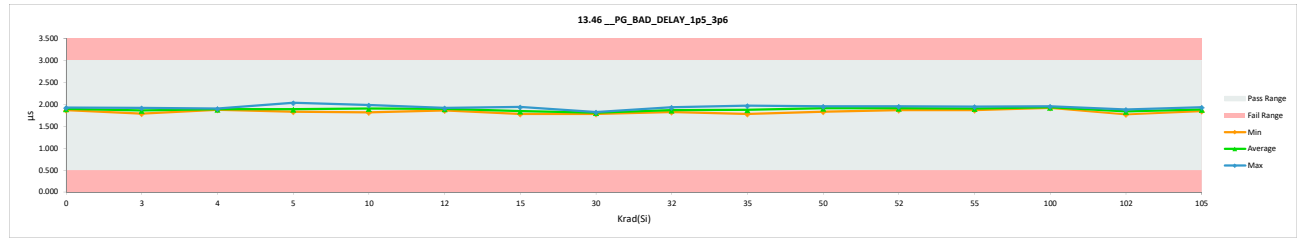


HDR TID Report
TPS7H3302-SP QML CALSS P

| 13.46_PG_BAD_DELAY_1p5_3p6 | | | | |
|----------------------------|----------|-------|-------|--------|
| Test Site | | | | |
| Tester | | | | |
| Test Number | | | | |
| Unit | µs | µs | | |
| Max Limit | 3 | 3 | | |
| Min Limit | 0.5 | 0.5 | | |
| Krad(Si) | Serial # | PRE | POST | Delta |
| 0 | 775 | 1.846 | 1.892 | 0.046 |
| 0 | 1088 | 1.825 | 1.867 | 0.042 |
| 0 | 1106 | 1.871 | 1.924 | 0.053 |
| 3 | 817 | 1.880 | 1.876 | -0.004 |
| 3 | 825 | 1.881 | 1.790 | -0.091 |
| 3 | 833 | 1.890 | 1.922 | 0.032 |
| 4 | 547 | 1.848 | 1.888 | 0.040 |
| 4 | 645 | 1.964 | 1.907 | -0.057 |
| 4 | 788 | 1.902 | 1.878 | -0.024 |
| 5 | 959 | 1.893 | 1.905 | 0.012 |
| 5 | 991 | 1.928 | 1.892 | -0.036 |
| 5 | 1000 | 1.999 | 2.038 | 0.039 |
| 5 | 1011 | 1.911 | 1.853 | -0.058 |
| 5 | 1087 | 1.850 | 1.830 | -0.020 |
| 5 | 1097 | 1.864 | 1.839 | -0.025 |
| 10 | 180 | 1.957 | 1.983 | 0.026 |
| 10 | 236 | 1.833 | 1.818 | -0.015 |
| 10 | 246 | 1.920 | 1.907 | -0.013 |
| 12 | 190 | 1.916 | 1.922 | 0.006 |
| 12 | 266 | 1.933 | 1.859 | -0.074 |
| 12 | 308 | 1.908 | 1.916 | 0.008 |
| 15 | 848 | 1.822 | 1.793 | -0.029 |
| 15 | 878 | 1.964 | 1.885 | -0.079 |
| 15 | 880 | 1.955 | 1.938 | -0.017 |
| 15 | 942 | 1.900 | 1.778 | -0.122 |
| 15 | 947 | 1.893 | 1.844 | -0.049 |
| 15 | 962 | 1.809 | 1.862 | 0.053 |
| 30 | 1141 | 1.878 | 1.826 | -0.052 |
| 30 | 1242 | 1.915 | 1.779 | -0.136 |
| 30 | 1417 | 1.769 | 1.823 | 0.054 |
| 32 | 1126 | 1.868 | 1.822 | -0.046 |
| 32 | 1165 | 1.856 | 1.854 | -0.002 |
| 32 | 1300 | 1.939 | 1.936 | -0.003 |
| 35 | 376 | 1.976 | 1.969 | -0.007 |
| 35 | 405 | 1.942 | 1.898 | -0.044 |
| 35 | 425 | 1.945 | 1.918 | -0.027 |
| 35 | 492 | 1.937 | 1.886 | -0.051 |
| 35 | 501 | 1.865 | 1.813 | -0.052 |
| 35 | 521 | 1.847 | 1.780 | -0.067 |
| 50 | 300 | 1.881 | 1.958 | 0.077 |
| 50 | 756 | 1.866 | 1.833 | -0.033 |
| 50 | 1100 | 1.939 | 1.953 | 0.014 |
| 52 | 451 | 1.914 | 1.918 | 0.004 |
| 52 | 587 | 1.951 | 1.955 | 0.004 |
| 52 | 956 | 1.985 | 1.869 | -0.116 |
| 55 | 198 | 1.871 | 1.896 | 0.025 |
| 55 | 220 | 1.964 | 1.951 | -0.013 |
| 55 | 665 | 1.865 | 1.908 | 0.043 |
| 55 | 818 | 1.907 | 1.868 | -0.039 |
| 55 | 1057 | 1.850 | 1.902 | 0.052 |
| 55 | 1137 | 1.925 | 1.902 | -0.023 |
| 100 | 448 | 1.945 | 1.924 | -0.021 |
| 100 | 938 | 1.868 | 1.917 | 0.049 |
| 100 | 1051 | 1.924 | 1.953 | 0.029 |
| 102 | 921 | 1.858 | 1.771 | -0.087 |
| 102 | 1113 | 1.844 | 1.885 | 0.041 |
| 102 | 1234 | 1.910 | 1.859 | -0.052 |
| 105 | 194 | 1.891 | 1.872 | -0.019 |
| 105 | 367 | 1.917 | 1.885 | -0.032 |
| 105 | 440 | 1.908 | 1.932 | 0.024 |
| 105 | 477 | 1.852 | 1.870 | 0.018 |
| 105 | 556 | 1.879 | 1.914 | 0.035 |
| 105 | 1213 | 1.849 | 1.845 | -0.004 |
| | Max | 1.999 | 2.038 | 0.077 |
| | Average | 1.896 | 1.883 | -0.013 |
| | Min | 1.769 | 1.771 | -0.136 |
| | Std Dev | 0.047 | 0.055 | 0.047 |

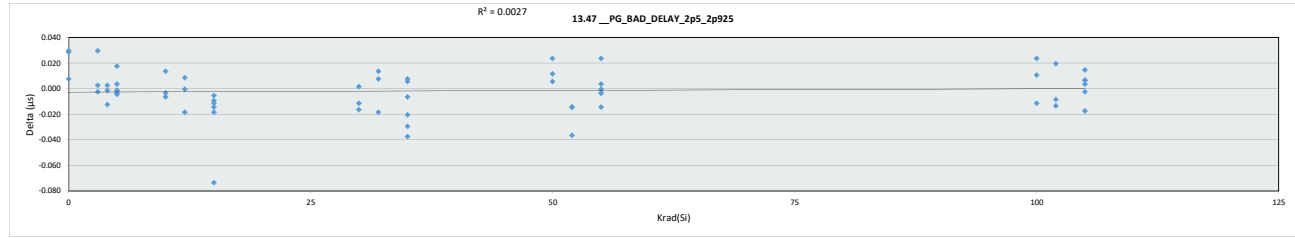


| 13.46_PG_BAD_DELAY_1p5_3p6 | | | | | | | | | | | | | | | | |
|----------------------------|-------|-------|-------|-------|-------|-------|-------|-------|-------|-------|-------|-------|-------|-------|-------|-------|
| Test Site | | | | | | | | | | | | | | | | |
| Tester | | | | | | | | | | | | | | | | |
| Test Number | | | | | | | | | | | | | | | | |
| Unit | µs | µs | | | | | | | | | | | | | | |
| Max Limit | 3 | 3 | | | | | | | | | | | | | | |
| Min Limit | 0.5 | 0.5 | | | | | | | | | | | | | | |
| Krad(Si) | 0 | 3 | 4 | 5 | 10 | 12 | 15 | 30 | 32 | 35 | 50 | 52 | 55 | 100 | 102 | 105 |
| LL | 0.500 | 0.500 | 0.500 | 0.500 | 0.500 | 0.500 | 0.500 | 0.500 | 0.500 | 0.500 | 0.500 | 0.500 | 0.500 | 0.500 | 0.500 | 0.500 |
| Min | 1.867 | 1.790 | 1.878 | 1.830 | 1.818 | 1.859 | 1.778 | 1.779 | 1.822 | 1.780 | 1.833 | 1.869 | 1.868 | 1.917 | 1.771 | 1.845 |
| Average | 1.894 | 1.863 | 1.891 | 1.893 | 1.903 | 1.899 | 1.850 | 1.809 | 1.871 | 1.877 | 1.915 | 1.914 | 1.905 | 1.931 | 1.838 | 1.886 |
| Max | 1.924 | 1.922 | 1.907 | 2.038 | 1.983 | 1.922 | 1.938 | 1.826 | 1.936 | 1.969 | 1.958 | 1.955 | 1.951 | 1.953 | 1.885 | 1.932 |
| UL | 3.000 | 3.000 | 3.000 | 3.000 | 3.000 | 3.000 | 3.000 | 3.000 | 3.000 | 3.000 | 3.000 | 3.000 | 3.000 | 3.000 | 3.000 | 3.000 |

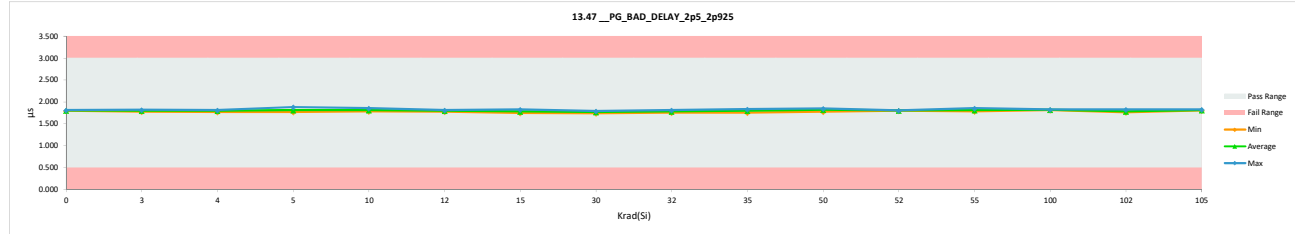


HDR TID Report
TPS7H3302-SP QML CALSS P

| 13.47 __PG_BAD_DELAY_2p5_2p925 | | | | |
|--------------------------------|----------|-------------|-----------|-----------|
| Test Site | Tester | Test Number | Unit | Max Limit |
| | | | µs | 3 |
| | | | µs | 3 |
| | | | Min Limit | 0.5 |
| | | | Min Limit | 0.5 |
| Krad(Si) | Serial # | PRE | POST | Delta |
| 0 | 775 | 1.779 | 1.808 | 0.029 |
| 0 | 1088 | 1.795 | 1.803 | 0.008 |
| 0 | 1106 | 1.785 | 1.815 | 0.030 |
| 3 | 817 | 1.781 | 1.784 | 0.003 |
| 3 | 825 | 1.794 | 1.824 | 0.030 |
| 3 | 833 | 1.783 | 1.781 | -0.002 |
| 4 | 847 | 1.770 | 1.769 | -0.001 |
| 4 | 645 | 1.828 | 1.816 | -0.012 |
| 4 | 788 | 1.802 | 1.805 | 0.003 |
| 5 | 959 | 1.810 | 1.828 | 0.018 |
| 5 | 991 | 1.817 | 1.813 | -0.004 |
| 5 | 1000 | 1.885 | 1.884 | -0.001 |
| 5 | 1011 | 1.792 | 1.789 | -0.003 |
| 5 | 1087 | 1.797 | 1.801 | 0.004 |
| 5 | 1097 | 1.769 | 1.768 | -0.001 |
| 10 | 180 | 1.862 | 1.856 | -0.006 |
| 10 | 236 | 1.774 | 1.788 | 0.014 |
| 10 | 246 | 1.792 | 1.789 | -0.003 |
| 12 | 190 | 1.772 | 1.781 | 0.009 |
| 12 | 266 | 1.816 | 1.816 | 0.000 |
| 12 | 308 | 1.811 | 1.793 | -0.018 |
| 15 | 848 | 1.767 | 1.762 | -0.005 |
| 15 | 878 | 1.833 | 1.822 | -0.011 |
| 15 | 880 | 1.839 | 1.830 | -0.009 |
| 15 | 942 | 1.821 | 1.748 | -0.073 |
| 15 | 947 | 1.806 | 1.788 | -0.018 |
| 15 | 962 | 1.793 | 1.779 | -0.014 |
| 30 | 1141 | 1.795 | 1.784 | -0.011 |
| 30 | 1242 | 1.808 | 1.792 | -0.016 |
| 30 | 1417 | 1.739 | 1.741 | 0.002 |
| 32 | 1126 | 1.776 | 1.790 | 0.014 |
| 32 | 1165 | 1.775 | 1.757 | -0.018 |
| 32 | 1300 | 1.807 | 1.815 | 0.008 |
| 35 | 376 | 1.867 | 1.838 | -0.029 |
| 35 | 405 | 1.804 | 1.810 | 0.006 |
| 35 | 425 | 1.839 | 1.833 | -0.006 |
| 35 | 492 | 1.819 | 1.782 | -0.037 |
| 35 | 501 | 1.784 | 1.764 | -0.020 |
| 35 | 521 | 1.750 | 1.758 | 0.008 |
| 50 | 300 | 1.827 | 1.851 | 0.024 |
| 50 | 756 | 1.771 | 1.777 | 0.006 |
| 50 | 1100 | 1.830 | 1.842 | 0.012 |
| 52 | 451 | 1.817 | 1.803 | -0.014 |
| 52 | 587 | 1.822 | 1.808 | -0.014 |
| 52 | 956 | 1.835 | 1.799 | -0.036 |
| 55 | 198 | 1.805 | 1.829 | 0.024 |
| 55 | 220 | 1.872 | 1.858 | -0.014 |
| 55 | 665 | 1.790 | 1.790 | 0.000 |
| 55 | 818 | 1.792 | 1.789 | -0.003 |
| 55 | 1057 | 1.787 | 1.784 | -0.003 |
| 55 | 1137 | 1.819 | 1.823 | 0.004 |
| 100 | 448 | 1.838 | 1.827 | -0.011 |
| 100 | 938 | 1.789 | 1.813 | 0.024 |
| 100 | 1051 | 1.805 | 1.816 | 0.011 |
| 102 | 921 | 1.773 | 1.760 | -0.013 |
| 102 | 1113 | 1.786 | 1.778 | -0.008 |
| 102 | 1234 | 1.806 | 1.826 | 0.020 |
| 105 | 194 | 1.822 | 1.805 | -0.017 |
| 105 | 367 | 1.814 | 1.829 | 0.015 |
| 105 | 440 | 1.800 | 1.804 | 0.004 |
| 105 | 477 | 1.816 | 1.823 | 0.007 |
| 105 | 556 | 1.816 | 1.814 | -0.002 |
| 105 | 1213 | 1.822 | 1.829 | 0.007 |
| | Max | 1.885 | 1.884 | 0.030 |
| | Average | 1.805 | 1.803 | -0.002 |
| | Min | 1.739 | 1.741 | -0.073 |
| | Std Dev | 0.028 | 0.028 | 0.017 |

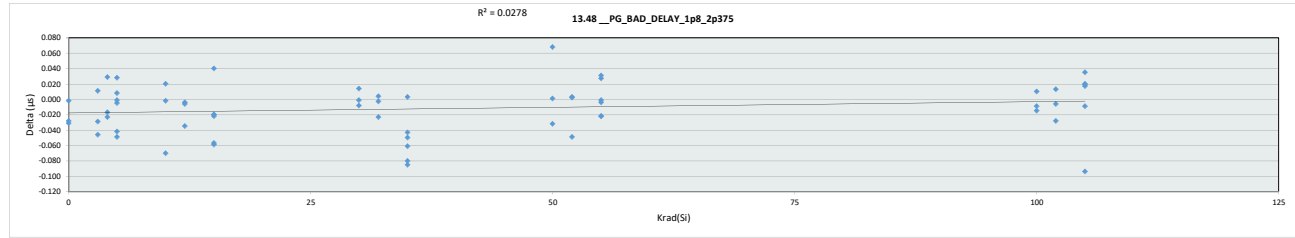


| 13.47 __PG_BAD_DELAY_2p5_2p925 | | | | | | | | | | | | | | | | |
|--------------------------------|--------|-------------|-------|-----------|-----------|-------|-------|-------|-------|-------|-------|-------|-------|-------|-------|-------|
| Test Site | Tester | Test Number | Unit | Max Limit | Min Limit | | | | | | | | | | | |
| | | | µs | 3 | 0.5 | | | | | | | | | | | |
| | | | µs | 3 | 0.5 | | | | | | | | | | | |
| Krad(Si) | 0 | 3 | 4 | 5 | 10 | 12 | 15 | 30 | 32 | 35 | 50 | 52 | 55 | 100 | 102 | 105 |
| LL | 0.500 | 0.500 | 0.500 | 0.500 | 0.500 | 0.500 | 0.500 | 0.500 | 0.500 | 0.500 | 0.500 | 0.500 | 0.500 | 0.500 | 0.500 | 0.500 |
| Min | 1.803 | 1.781 | 1.769 | 1.768 | 1.788 | 1.781 | 1.748 | 1.741 | 1.757 | 1.758 | 1.777 | 1.799 | 1.784 | 1.813 | 1.760 | 1.804 |
| Average | 1.809 | 1.796 | 1.797 | 1.814 | 1.811 | 1.797 | 1.788 | 1.772 | 1.787 | 1.798 | 1.823 | 1.803 | 1.812 | 1.819 | 1.788 | 1.817 |
| Max | 1.815 | 1.824 | 1.816 | 1.884 | 1.856 | 1.816 | 1.830 | 1.792 | 1.815 | 1.838 | 1.851 | 1.808 | 1.858 | 1.827 | 1.826 | 1.829 |
| UL | 3.000 | 3.000 | 3.000 | 3.000 | 3.000 | 3.000 | 3.000 | 3.000 | 3.000 | 3.000 | 3.000 | 3.000 | 3.000 | 3.000 | 3.000 | 3.000 |

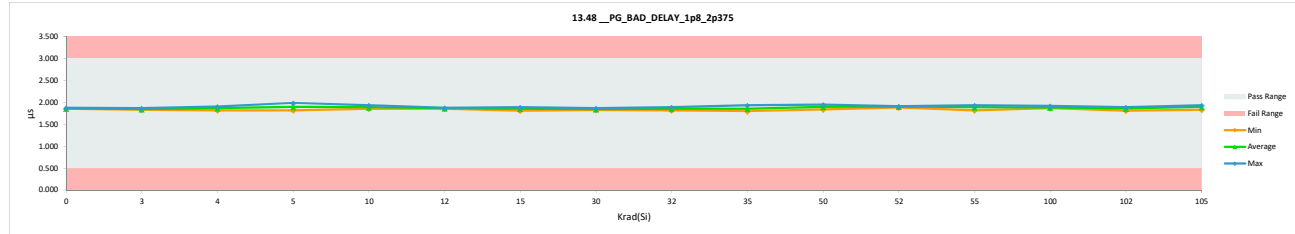


HDR TID Report
TPS7H3302-SP QML CALSS P

| 13.48_PG_BAD_DELAY_1p8_2p375 | | | | |
|------------------------------|--------|-------------|-------|-----------|
| Test Site | Tester | Test Number | Unit | Max Limit |
| 0 | 775 | 1.892 | 1.862 | -0.030 |
| 0 | 1088 | 1.879 | 1.852 | -0.027 |
| 0 | 1106 | 1.877 | 1.876 | -0.001 |
| 3 | 817 | 1.874 | 1.846 | -0.028 |
| 3 | 825 | 1.857 | 1.869 | 0.012 |
| 3 | 833 | 1.876 | 1.831 | -0.045 |
| 4 | 547 | 1.835 | 1.819 | -0.016 |
| 4 | 645 | 1.924 | 1.902 | -0.022 |
| 4 | 788 | 1.858 | 1.888 | 0.030 |
| 5 | 959 | 1.877 | 1.906 | 0.029 |
| 5 | 991 | 1.903 | 1.912 | 0.009 |
| 5 | 1000 | 1.992 | 1.988 | -0.004 |
| 5 | 1011 | 1.930 | 1.882 | -0.048 |
| 5 | 1087 | 1.870 | 1.870 | 0.000 |
| 5 | 1097 | 1.861 | 1.820 | -0.041 |
| 10 | 180 | 1.938 | 1.937 | -0.001 |
| 10 | 236 | 1.854 | 1.875 | 0.021 |
| 10 | 246 | 1.926 | 1.857 | -0.069 |
| 12 | 190 | 1.906 | 1.872 | -0.034 |
| 12 | 266 | 1.861 | 1.856 | -0.005 |
| 12 | 308 | 1.882 | 1.879 | -0.003 |
| 15 | 848 | 1.832 | 1.811 | -0.021 |
| 15 | 878 | 1.907 | 1.888 | -0.019 |
| 15 | 880 | 1.932 | 1.876 | -0.056 |
| 15 | 942 | 1.885 | 1.827 | -0.058 |
| 15 | 947 | 1.879 | 1.860 | -0.019 |
| 15 | 962 | 1.826 | 1.867 | 0.041 |
| 30 | 1141 | 1.857 | 1.872 | 0.015 |
| 30 | 1242 | 1.859 | 1.852 | -0.007 |
| 30 | 1417 | 1.824 | 1.824 | 0.000 |
| 32 | 1126 | 1.847 | 1.845 | -0.002 |
| 32 | 1165 | 1.842 | 1.820 | -0.022 |
| 32 | 1300 | 1.888 | 1.893 | 0.005 |
| 35 | 376 | 1.930 | 1.934 | 0.004 |
| 35 | 405 | 1.918 | 1.839 | -0.079 |
| 35 | 425 | 1.939 | 1.879 | -0.060 |
| 35 | 492 | 1.891 | 1.849 | -0.042 |
| 35 | 501 | 1.900 | 1.816 | -0.084 |
| 35 | 521 | 1.848 | 1.799 | -0.049 |
| 50 | 300 | 1.906 | 1.908 | 0.002 |
| 50 | 756 | 1.873 | 1.842 | -0.031 |
| 50 | 1100 | 1.877 | 1.946 | 0.069 |
| 52 | 451 | 1.911 | 1.915 | 0.004 |
| 52 | 587 | 1.931 | 1.883 | -0.048 |
| 52 | 956 | 1.908 | 1.911 | 0.003 |
| 55 | 198 | 1.888 | 1.888 | 0.000 |
| 55 | 220 | 1.940 | 1.937 | -0.003 |
| 55 | 665 | 1.834 | 1.866 | 0.032 |
| 55 | 818 | 1.858 | 1.886 | 0.028 |
| 55 | 1057 | 1.837 | 1.816 | -0.021 |
| 55 | 1137 | 1.953 | 1.932 | -0.021 |
| 100 | 448 | 1.906 | 1.917 | 0.011 |
| 100 | 938 | 1.879 | 1.871 | -0.008 |
| 100 | 1051 | 1.882 | 1.868 | -0.014 |
| 102 | 921 | 1.840 | 1.813 | -0.027 |
| 102 | 1113 | 1.861 | 1.875 | 0.014 |
| 102 | 1234 | 1.893 | 1.888 | -0.005 |
| 105 | 194 | 1.863 | 1.883 | 0.020 |
| 105 | 367 | 1.898 | 1.916 | 0.018 |
| 105 | 440 | 1.896 | 1.932 | 0.036 |
| 105 | 477 | 1.883 | 1.904 | 0.021 |
| 105 | 556 | 1.917 | 1.909 | -0.008 |
| 105 | 1213 | 1.923 | 1.830 | -0.093 |
| Max | | 1.992 | 1.988 | 0.069 |
| Average | | 1.886 | 1.874 | -0.012 |
| Min | | 1.824 | 1.799 | -0.093 |
| Std Dev | | 0.035 | 0.039 | 0.032 |

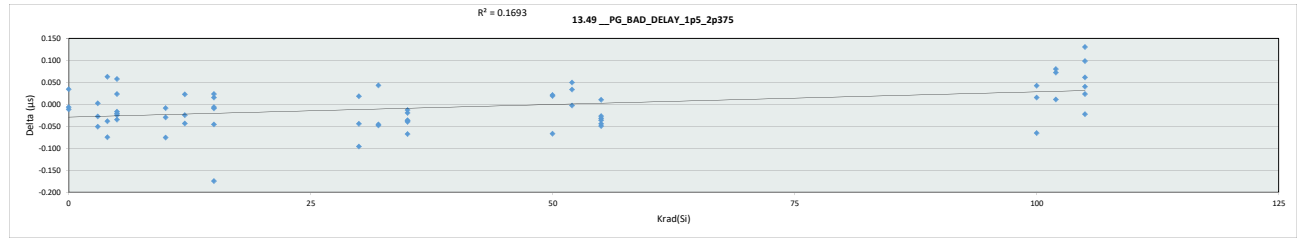


| 13.48_PG_BAD_DELAY_1p8_2p375 | | | | | | | | | | | | | | | | |
|------------------------------|--------|-------------|-------|-----------|-----------|-------|-------|-------|-------|-------|-------|-------|-------|-------|-------|-------|
| Test Site | Tester | Test Number | Unit | Max Limit | Min Limit | | | | | | | | | | | |
| 0 | 3 | µs | 0.5 | µs | | | | | | | | | | | | |
| Krad(Si) | 0 | 3 | 4 | 5 | 10 | 12 | 15 | 30 | 32 | 35 | 50 | 52 | 55 | 100 | 102 | 105 |
| LL | 0.500 | 0.500 | 0.500 | 0.500 | 0.500 | 0.500 | 0.500 | 0.500 | 0.500 | 0.500 | 0.500 | 0.500 | 0.500 | 0.500 | 0.500 | 0.500 |
| Min | 1.852 | 1.831 | 1.819 | 1.820 | 1.857 | 1.856 | 1.811 | 1.824 | 1.820 | 1.799 | 1.842 | 1.883 | 1.816 | 1.868 | 1.813 | 1.830 |
| Average | 1.863 | 1.849 | 1.870 | 1.896 | 1.890 | 1.869 | 1.855 | 1.849 | 1.853 | 1.853 | 1.899 | 1.903 | 1.888 | 1.885 | 1.859 | 1.896 |
| Max | 1.876 | 1.869 | 1.902 | 1.988 | 1.937 | 1.879 | 1.888 | 1.872 | 1.893 | 1.934 | 1.946 | 1.915 | 1.937 | 1.917 | 1.888 | 1.932 |
| UL | 3.000 | 3.000 | 3.000 | 3.000 | 3.000 | 3.000 | 3.000 | 3.000 | 3.000 | 3.000 | 3.000 | 3.000 | 3.000 | 3.000 | 3.000 | 3.000 |



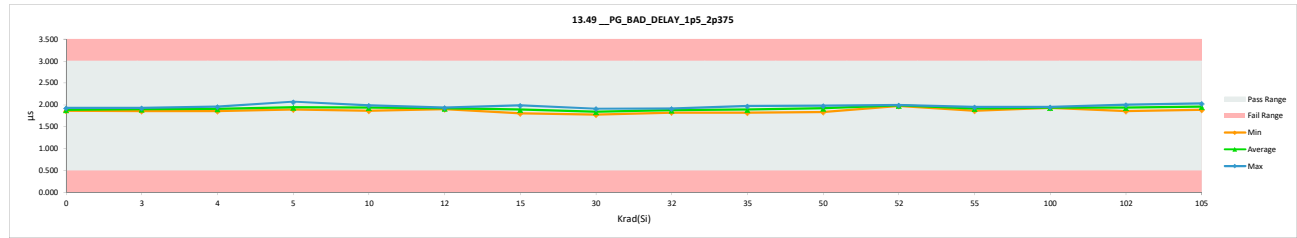
HDR TID Report
TPS7H3302-SP QML CALSS P

| 13.49 __PG_BAD_DELAY_1p5_2p375 | | | | |
|--------------------------------|----------|-------------|-------|-----------|
| Test Site | Tester | Test Number | Unit | Max Limit |
| | | | µs | 3 |
| | | | µs | 3 |
| | | | µs | 0.5 |
| Krad(Si) | Serial # | PRE | POST | Delta |
| 0 | 775 | 1.893 | 1.929 | 0.036 |
| 0 | 1088 | 1.873 | 1.868 | -0.005 |
| 0 | 1106 | 1.884 | 1.874 | -0.010 |
| 3 | 817 | 1.924 | 1.928 | 0.004 |
| 3 | 825 | 1.907 | 1.858 | -0.049 |
| 3 | 833 | 1.954 | 1.928 | -0.026 |
| 4 | 547 | 1.934 | 1.861 | -0.073 |
| 4 | 645 | 1.994 | 1.957 | -0.037 |
| 4 | 788 | 1.853 | 1.917 | 0.064 |
| 5 | 959 | 1.956 | 1.981 | 0.025 |
| 5 | 991 | 1.925 | 1.910 | -0.015 |
| 5 | 1000 | 2.092 | 2.073 | -0.019 |
| 5 | 1011 | 1.941 | 1.908 | -0.033 |
| 5 | 1087 | 1.916 | 1.893 | -0.023 |
| 5 | 1097 | 1.854 | 1.913 | 0.059 |
| 10 | 180 | 2.063 | 1.989 | -0.074 |
| 10 | 236 | 1.895 | 1.867 | -0.028 |
| 10 | 246 | 1.961 | 1.954 | -0.007 |
| 12 | 190 | 1.911 | 1.935 | 0.024 |
| 12 | 266 | 1.947 | 1.905 | -0.042 |
| 12 | 308 | 1.954 | 1.931 | -0.023 |
| 15 | 848 | 1.834 | 1.859 | 0.025 |
| 15 | 878 | 1.970 | 1.987 | 0.017 |
| 15 | 880 | 1.967 | 1.923 | -0.044 |
| 15 | 942 | 1.978 | 1.805 | -0.173 |
| 15 | 947 | 1.878 | 1.873 | -0.005 |
| 15 | 962 | 1.931 | 1.923 | -0.008 |
| 30 | 1141 | 1.893 | 1.913 | 0.020 |
| 30 | 1242 | 1.889 | 1.846 | -0.043 |
| 30 | 1417 | 1.870 | 1.776 | -0.094 |
| 32 | 1126 | 1.846 | 1.891 | 0.045 |
| 32 | 1165 | 1.871 | 1.825 | -0.046 |
| 32 | 1300 | 1.959 | 1.915 | -0.044 |
| 35 | 376 | 2.039 | 1.973 | -0.066 |
| 35 | 405 | 1.932 | 1.914 | -0.018 |
| 35 | 425 | 1.935 | 1.924 | -0.011 |
| 35 | 492 | 1.922 | 1.887 | -0.035 |
| 35 | 501 | 1.870 | 1.834 | -0.036 |
| 35 | 521 | 1.859 | 1.821 | -0.038 |
| 50 | 300 | 1.963 | 1.984 | 0.021 |
| 50 | 756 | 1.898 | 1.833 | -0.065 |
| 50 | 1100 | 1.932 | 1.955 | 0.023 |
| 52 | 451 | 1.949 | 2.000 | 0.051 |
| 52 | 587 | 1.957 | 1.992 | 0.035 |
| 52 | 956 | 1.975 | 1.974 | -0.001 |
| 55 | 198 | 1.954 | 1.906 | -0.048 |
| 55 | 220 | 1.979 | 1.954 | -0.025 |
| 55 | 665 | 1.938 | 1.908 | -0.030 |
| 55 | 818 | 1.945 | 1.910 | -0.035 |
| 55 | 1057 | 1.911 | 1.868 | -0.043 |
| 55 | 1137 | 1.935 | 1.947 | 0.012 |
| 100 | 448 | 1.994 | 1.930 | -0.064 |
| 100 | 938 | 1.937 | 1.954 | 0.017 |
| 100 | 1051 | 1.890 | 1.934 | 0.044 |
| 102 | 921 | 1.846 | 1.859 | 0.013 |
| 102 | 1113 | 1.883 | 1.957 | 0.074 |
| 102 | 1234 | 1.922 | 2.004 | 0.082 |
| 105 | 194 | 1.906 | 1.885 | -0.021 |
| 105 | 367 | 1.935 | 2.035 | 0.100 |
| 105 | 440 | 1.931 | 1.973 | 0.042 |
| 105 | 477 | 1.870 | 1.933 | 0.063 |
| 105 | 556 | 1.866 | 1.998 | 0.132 |
| 105 | 1213 | 1.902 | 1.927 | 0.025 |
| | Max | 2.092 | 2.073 | 0.132 |
| | Average | 1.925 | 1.919 | -0.006 |
| | Min | 1.834 | 1.776 | -0.173 |
| | Std Dev | 0.051 | 0.057 | 0.050 |



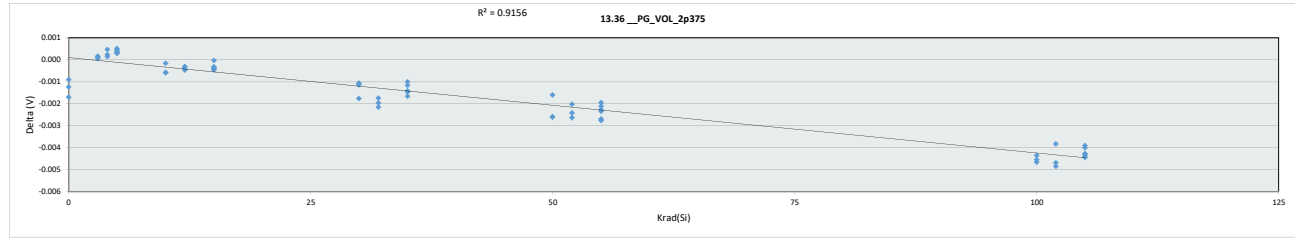
| 13.49 __PG_BAD_DELAY_1p5_2p375 | | | | | | | | | | | | | | | | |
|--------------------------------|--------|-------------|------|-----------|-----------|----|----|----|----|----|----|----|----|-----|-----|-----|
| Test Site | Tester | Test Number | Unit | Max Limit | Min Limit | | | | | | | | | | | |
| | | | µs | 3 | 0.5 | | | | | | | | | | | |
| | | | µs | 3 | 0.5 | | | | | | | | | | | |
| Krad(Si) | 0 | 3 | 4 | 5 | 10 | 12 | 15 | 30 | 32 | 35 | 50 | 52 | 55 | 100 | 102 | 105 |

| | | | | | | | | | | | | | | | | |
|---------|-------|-------|-------|-------|-------|-------|-------|-------|-------|-------|-------|-------|-------|-------|-------|-------|
| LL | 0.500 | 0.500 | 0.500 | 0.500 | 0.500 | 0.500 | 0.500 | 0.500 | 0.500 | 0.500 | 0.500 | 0.500 | 0.500 | 0.500 | 0.500 | 0.500 |
| Min | 1.868 | 1.858 | 1.861 | 1.893 | 1.867 | 1.905 | 1.805 | 1.776 | 1.825 | 1.821 | 1.833 | 1.974 | 1.868 | 1.930 | 1.859 | 1.885 |
| Average | 1.890 | 1.905 | 1.912 | 1.946 | 1.937 | 1.924 | 1.895 | 1.845 | 1.877 | 1.892 | 1.924 | 1.989 | 1.916 | 1.939 | 1.940 | 1.959 |
| Max | 1.929 | 1.928 | 1.957 | 2.073 | 1.989 | 1.935 | 1.987 | 1.913 | 1.915 | 1.973 | 1.984 | 2.000 | 1.954 | 1.954 | 2.004 | 2.035 |
| UL | 3.000 | 3.000 | 3.000 | 3.000 | 3.000 | 3.000 | 3.000 | 3.000 | 3.000 | 3.000 | 3.000 | 3.000 | 3.000 | 3.000 | 3.000 | 3.000 |

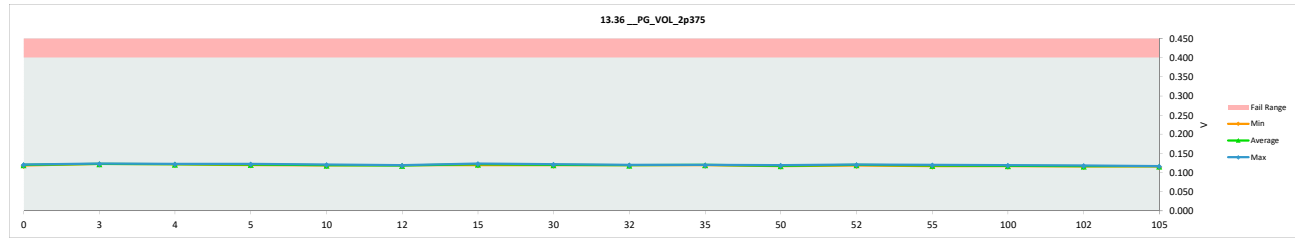


HDR TID Report
TPS7H3302-SP QML CALSS P

| 13.36_PG_VOL_2p375 | | | | |
|--------------------|--------|-------------|-------|-----------|
| Test Site | Tester | Test Number | Unit | Max Limit |
| 0 | 775 | 0.122 | 0.121 | -0.001 |
| 0 | 1088 | 0.120 | 0.118 | -0.001 |
| 0 | 1106 | 0.121 | 0.120 | -0.002 |
| 3 | 817 | 0.123 | 0.123 | 0.000 |
| 3 | 825 | 0.123 | 0.123 | 0.000 |
| 3 | 833 | 0.122 | 0.122 | 0.000 |
| 4 | 547 | 0.122 | 0.122 | 0.000 |
| 4 | 645 | 0.122 | 0.122 | 0.000 |
| 4 | 788 | 0.121 | 0.122 | 0.000 |
| 5 | 959 | 0.122 | 0.123 | 0.000 |
| 5 | 991 | 0.120 | 0.120 | 0.001 |
| 5 | 1000 | 0.120 | 0.120 | 0.000 |
| 5 | 1011 | 0.120 | 0.120 | 0.000 |
| 5 | 1087 | 0.121 | 0.121 | 0.000 |
| 5 | 1097 | 0.119 | 0.120 | 0.000 |
| 10 | 180 | 0.119 | 0.119 | 0.000 |
| 10 | 236 | 0.121 | 0.121 | -0.001 |
| 10 | 246 | 0.119 | 0.119 | -0.001 |
| 12 | 190 | 0.119 | 0.119 | 0.000 |
| 12 | 266 | 0.118 | 0.118 | 0.000 |
| 12 | 308 | 0.120 | 0.119 | 0.000 |
| 15 | 848 | 0.123 | 0.122 | 0.000 |
| 15 | 878 | 0.122 | 0.122 | 0.000 |
| 15 | 880 | 0.124 | 0.123 | 0.000 |
| 15 | 942 | 0.123 | 0.123 | 0.000 |
| 15 | 947 | 0.123 | 0.123 | 0.000 |
| 15 | 962 | 0.120 | 0.120 | 0.000 |
| 30 | 1141 | 0.120 | 0.119 | -0.001 |
| 30 | 1242 | 0.121 | 0.120 | -0.001 |
| 30 | 1417 | 0.123 | 0.121 | -0.002 |
| 32 | 1126 | 0.121 | 0.119 | -0.002 |
| 32 | 1165 | 0.122 | 0.120 | -0.002 |
| 32 | 1300 | 0.121 | 0.120 | -0.002 |
| 35 | 376 | 0.121 | 0.120 | -0.002 |
| 35 | 405 | 0.121 | 0.119 | -0.001 |
| 35 | 425 | 0.121 | 0.120 | -0.001 |
| 35 | 492 | 0.121 | 0.120 | -0.001 |
| 35 | 501 | 0.122 | 0.120 | -0.001 |
| 35 | 521 | 0.122 | 0.120 | -0.001 |
| 50 | 300 | 0.119 | 0.116 | -0.003 |
| 50 | 756 | 0.121 | 0.119 | -0.003 |
| 50 | 1100 | 0.120 | 0.118 | -0.002 |
| 52 | 451 | 0.121 | 0.118 | -0.003 |
| 52 | 587 | 0.123 | 0.120 | -0.002 |
| 52 | 956 | 0.123 | 0.121 | -0.002 |
| 55 | 198 | 0.121 | 0.118 | -0.003 |
| 55 | 220 | 0.119 | 0.117 | -0.002 |
| 55 | 665 | 0.122 | 0.120 | -0.002 |
| 55 | 818 | 0.122 | 0.120 | -0.002 |
| 55 | 1057 | 0.121 | 0.118 | -0.003 |
| 55 | 1137 | 0.121 | 0.119 | -0.002 |
| 100 | 448 | 0.122 | 0.117 | -0.004 |
| 100 | 938 | 0.124 | 0.119 | -0.005 |
| 100 | 1051 | 0.121 | 0.117 | -0.005 |
| 102 | 921 | 0.122 | 0.118 | -0.004 |
| 102 | 1113 | 0.122 | 0.117 | -0.005 |
| 102 | 1234 | 0.121 | 0.116 | -0.005 |
| 105 | 194 | 0.119 | 0.115 | -0.004 |
| 105 | 367 | 0.121 | 0.117 | -0.004 |
| 105 | 440 | 0.121 | 0.116 | -0.004 |
| 105 | 477 | 0.121 | 0.116 | -0.004 |
| 105 | 556 | 0.120 | 0.116 | -0.004 |
| 105 | 1213 | 0.121 | 0.117 | -0.004 |
| Max | | 0.124 | 0.123 | 0.001 |
| Average | | 0.121 | 0.120 | -0.002 |
| Min | | 0.118 | 0.115 | -0.005 |
| Std Dev | | 0.001 | 0.002 | 0.002 |

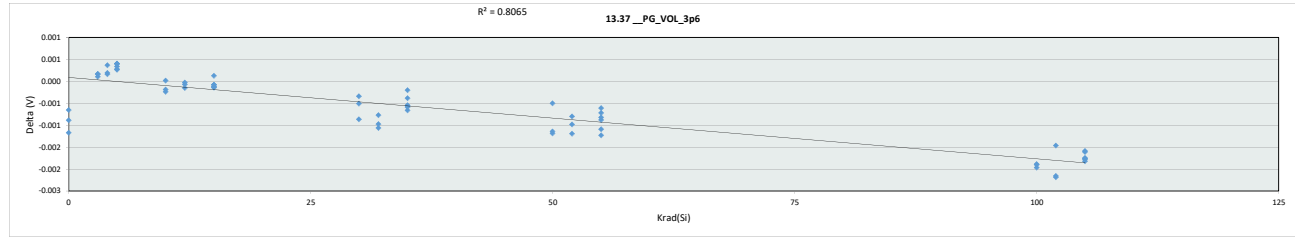


| 13.36_PG_VOL_2p375 | | | | | | | | | | | | | | | | | | | | | |
|--------------------|--------|-------------|------|-----------|-----------|-------|-------|-------|-------|-------|-------|-------|-------|-------|-------|-------|-------|-------|-------|-------|-------|
| Test Site | Tester | Test Number | Unit | Max Limit | Min Limit | | | | | | | | | | | | | | | | |
| 0 | | | V | 0.4 | V | | | | | | | | | | | | | | | | |
| 3 | | | V | 0.4 | V | | | | | | | | | | | | | | | | |
| 4 | | | V | 0.4 | V | | | | | | | | | | | | | | | | |
| 5 | | | V | 0.4 | V | | | | | | | | | | | | | | | | |
| 10 | | | V | 0.4 | V | | | | | | | | | | | | | | | | |
| 12 | | | V | 0.4 | V | | | | | | | | | | | | | | | | |
| 15 | | | V | 0.4 | V | | | | | | | | | | | | | | | | |
| 30 | | | V | 0.4 | V | | | | | | | | | | | | | | | | |
| 32 | | | V | 0.4 | V | | | | | | | | | | | | | | | | |
| 35 | | | V | 0.4 | V | | | | | | | | | | | | | | | | |
| 50 | | | V | 0.4 | V | | | | | | | | | | | | | | | | |
| 52 | | | V | 0.4 | V | | | | | | | | | | | | | | | | |
| 55 | | | V | 0.4 | V | | | | | | | | | | | | | | | | |
| 100 | | | V | 0.4 | V | | | | | | | | | | | | | | | | |
| 102 | | | V | 0.4 | V | | | | | | | | | | | | | | | | |
| 105 | | | V | 0.4 | V | | | | | | | | | | | | | | | | |
| LL | | | | | | 0.118 | 0.122 | 0.122 | 0.120 | 0.119 | 0.118 | 0.120 | 0.119 | 0.119 | 0.119 | 0.116 | 0.118 | 0.117 | 0.117 | 0.116 | 0.115 |
| Average | | | | | | 0.120 | 0.123 | 0.122 | 0.121 | 0.119 | 0.119 | 0.122 | 0.120 | 0.119 | 0.120 | 0.118 | 0.120 | 0.119 | 0.118 | 0.117 | 0.116 |
| Max | | | | | | 0.121 | 0.123 | 0.122 | 0.123 | 0.121 | 0.119 | 0.123 | 0.121 | 0.120 | 0.120 | 0.119 | 0.121 | 0.120 | 0.119 | 0.118 | 0.117 |
| UL | | | | | | 0.400 | 0.400 | 0.400 | 0.400 | 0.400 | 0.400 | 0.400 | 0.400 | 0.400 | 0.400 | 0.400 | 0.400 | 0.400 | 0.400 | 0.400 | 0.400 |

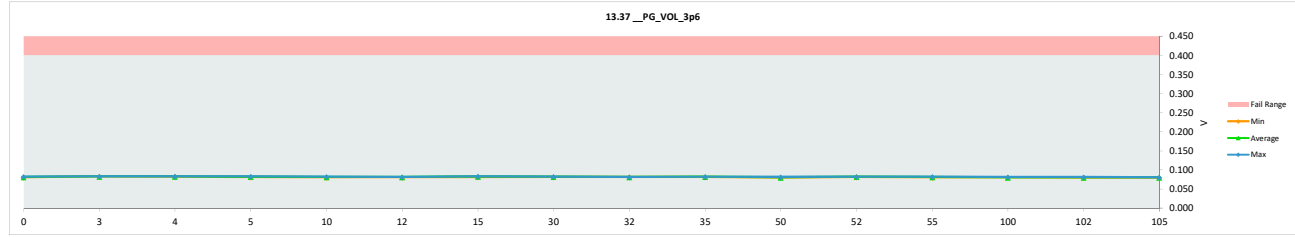


HDR TID Report
TPS7H3302-SP QML CALSS P

| 13.37_PG_VOL_3p6 | | | | |
|------------------|----------|-------------|-------|-----------|
| Test Site | Tester | Test Number | Unit | Max Limit |
| | | | V | 0.4 |
| | | | V | 0.4 |
| Krad(Si) | Serial # | PRE | POST | Delta |
| 0 | 775 | 0.083 | 0.083 | -0.001 |
| 0 | 1088 | 0.082 | 0.081 | -0.001 |
| 0 | 1106 | 0.083 | 0.081 | -0.001 |
| 3 | 817 | 0.083 | 0.084 | 0.000 |
| 3 | 825 | 0.083 | 0.084 | 0.000 |
| 3 | 833 | 0.083 | 0.083 | 0.000 |
| 4 | 547 | 0.083 | 0.083 | 0.000 |
| 4 | 645 | 0.083 | 0.083 | 0.000 |
| 4 | 788 | 0.082 | 0.083 | 0.000 |
| 5 | 959 | 0.083 | 0.084 | 0.000 |
| 5 | 991 | 0.082 | 0.082 | 0.000 |
| 5 | 1000 | 0.082 | 0.082 | 0.000 |
| 5 | 1011 | 0.082 | 0.082 | 0.000 |
| 5 | 1087 | 0.082 | 0.082 | 0.000 |
| 5 | 1097 | 0.082 | 0.082 | 0.000 |
| 10 | 180 | 0.081 | 0.081 | 0.000 |
| 10 | 236 | 0.083 | 0.082 | 0.000 |
| 10 | 246 | 0.082 | 0.081 | 0.000 |
| 12 | 190 | 0.082 | 0.081 | 0.000 |
| 12 | 266 | 0.081 | 0.081 | 0.000 |
| 12 | 308 | 0.082 | 0.082 | 0.000 |
| 15 | 848 | 0.084 | 0.083 | 0.000 |
| 15 | 878 | 0.083 | 0.083 | 0.000 |
| 15 | 880 | 0.084 | 0.084 | 0.000 |
| 15 | 942 | 0.083 | 0.083 | 0.000 |
| 15 | 947 | 0.084 | 0.083 | 0.000 |
| 15 | 962 | 0.082 | 0.082 | 0.000 |
| 30 | 1141 | 0.082 | 0.082 | 0.000 |
| 30 | 1242 | 0.082 | 0.082 | 0.000 |
| 30 | 1417 | 0.084 | 0.083 | -0.001 |
| 32 | 1126 | 0.083 | 0.082 | -0.001 |
| 32 | 1165 | 0.083 | 0.082 | -0.001 |
| 32 | 1300 | 0.083 | 0.082 | -0.001 |
| 35 | 376 | 0.083 | 0.082 | -0.001 |
| 35 | 405 | 0.082 | 0.082 | -0.001 |
| 35 | 425 | 0.083 | 0.082 | 0.000 |
| 35 | 492 | 0.083 | 0.082 | 0.000 |
| 35 | 501 | 0.083 | 0.082 | -0.001 |
| 35 | 521 | 0.083 | 0.082 | -0.001 |
| 50 | 300 | 0.081 | 0.080 | -0.001 |
| 50 | 756 | 0.083 | 0.082 | -0.001 |
| 50 | 1100 | 0.082 | 0.082 | 0.000 |
| 52 | 451 | 0.083 | 0.081 | -0.001 |
| 52 | 587 | 0.083 | 0.082 | -0.001 |
| 52 | 956 | 0.084 | 0.083 | -0.001 |
| 55 | 198 | 0.082 | 0.081 | -0.001 |
| 55 | 220 | 0.081 | 0.081 | -0.001 |
| 55 | 665 | 0.083 | 0.082 | -0.001 |
| 55 | 818 | 0.083 | 0.082 | -0.001 |
| 55 | 1057 | 0.083 | 0.081 | -0.001 |
| 55 | 1137 | 0.083 | 0.082 | -0.001 |
| 100 | 448 | 0.083 | 0.081 | -0.002 |
| 100 | 938 | 0.084 | 0.082 | -0.002 |
| 100 | 1051 | 0.083 | 0.081 | -0.002 |
| 102 | 921 | 0.083 | 0.082 | -0.001 |
| 102 | 1113 | 0.083 | 0.081 | -0.002 |
| 102 | 1234 | 0.083 | 0.080 | -0.002 |
| 105 | 194 | 0.081 | 0.080 | -0.002 |
| 105 | 367 | 0.083 | 0.081 | -0.002 |
| 105 | 440 | 0.082 | 0.081 | -0.002 |
| 105 | 477 | 0.083 | 0.081 | -0.002 |
| 105 | 556 | 0.082 | 0.081 | -0.002 |
| 105 | 1213 | 0.083 | 0.081 | -0.002 |
| Max | | 0.084 | 0.084 | 0.000 |
| Average | | 0.083 | 0.082 | -0.001 |
| Min | | 0.081 | 0.080 | -0.002 |
| Std Dev | | 0.001 | 0.001 | 0.001 |

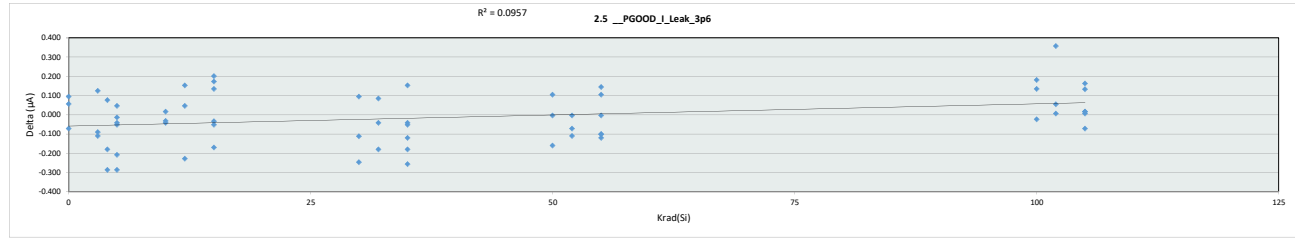


| 13.37_PG_VOL_3p6 | | | | | | | | | | | | | | | | | | | | | | |
|------------------|--------|-------------|---------|-----------|-----------|-------|-------|-------|-------|-------|-------|-------|-------|-------|-------|-------|-------|-------|-------|-------|-------|-------|
| Test Site | Tester | Test Number | Unit | Max Limit | Min Limit | | | | | | | | | | | | | | | | | |
| | | | V | 0.4 | V | | | | | | | | | | | | | | | | | |
| | | | V | | | | | | | | | | | | | | | | | | | |
| Krad(Si) | LL | Min | Average | Max | UL | 0 | 3 | 4 | 5 | 10 | 12 | 15 | 30 | 32 | 35 | 50 | 52 | 55 | 100 | 102 | 105 | |
| | | 0.081 | 0.083 | 0.083 | 0.082 | 0.081 | 0.081 | 0.082 | 0.082 | 0.082 | 0.082 | 0.082 | 0.082 | 0.082 | 0.082 | 0.080 | 0.081 | 0.081 | 0.081 | 0.080 | 0.080 | 0.080 |
| | | 0.082 | 0.083 | 0.083 | 0.082 | 0.082 | 0.081 | 0.083 | 0.082 | 0.082 | 0.082 | 0.082 | 0.082 | 0.082 | 0.082 | 0.081 | 0.082 | 0.082 | 0.081 | 0.081 | 0.081 | 0.081 |
| | | 0.083 | 0.084 | 0.083 | 0.084 | 0.082 | 0.082 | 0.084 | 0.082 | 0.082 | 0.082 | 0.082 | 0.082 | 0.082 | 0.082 | 0.082 | 0.083 | 0.082 | 0.082 | 0.082 | 0.082 | 0.081 |
| | | 0.400 | 0.400 | 0.400 | 0.400 | 0.400 | 0.400 | 0.400 | 0.400 | 0.400 | 0.400 | 0.400 | 0.400 | 0.400 | 0.400 | 0.400 | 0.400 | 0.400 | 0.400 | 0.400 | 0.400 | 0.400 |

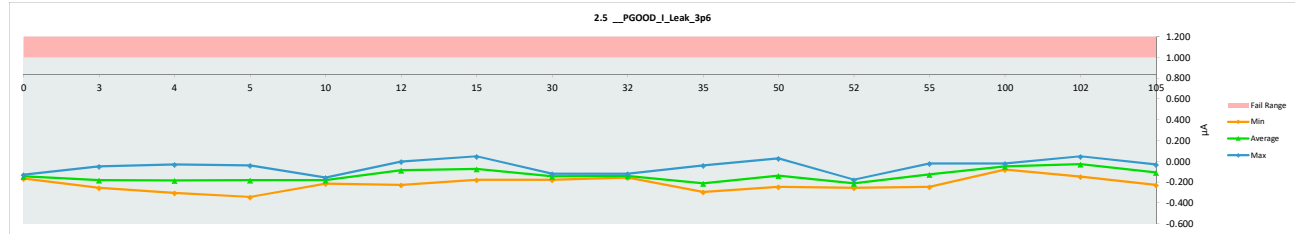


HDR TID Report
TPS7H3302-SP QML CALSS P

| 2.5_PGOOD_I_Leak_3p6 | | | | |
|----------------------|----------|-------------|--------|-----------|
| Test Site | Tester | Test Number | Unit | Max Limit |
| | | | µA | 1 |
| | | | µA | 1 |
| Krad(Si) | Serial # | PRE | POST | Delta |
| 0 | 775 | -0.235 | -0.138 | 0.097 |
| 0 | 1088 | -0.226 | -0.167 | 0.059 |
| 0 | 1106 | -0.060 | -0.128 | -0.068 |
| 3 | 817 | -0.148 | -0.235 | -0.087 |
| 3 | 825 | -0.177 | -0.050 | 0.127 |
| 3 | 833 | -0.148 | -0.235 | -0.107 |
| 4 | 547 | -0.109 | -0.030 | 0.079 |
| 4 | 645 | 0.067 | -0.216 | -0.283 |
| 4 | 788 | -0.128 | -0.304 | -0.176 |
| 5 | 959 | -0.128 | -0.167 | -0.039 |
| 5 | 991 | -0.089 | -0.040 | 0.049 |
| 5 | 1000 | 0.077 | -0.128 | -0.205 |
| 5 | 1011 | -0.206 | -0.255 | -0.049 |
| 5 | 1087 | -0.138 | -0.148 | -0.010 |
| 5 | 1097 | -0.060 | -0.343 | -0.283 |
| 10 | 180 | -0.128 | -0.157 | -0.029 |
| 10 | 236 | -0.128 | -0.167 | -0.039 |
| 10 | 246 | -0.235 | -0.216 | 0.019 |
| 12 | 190 | -0.157 | -0.001 | 0.156 |
| 12 | 266 | -0.001 | -0.226 | -0.225 |
| 12 | 308 | -0.079 | -0.030 | 0.049 |
| 15 | 848 | -0.079 | -0.109 | -0.030 |
| 15 | 878 | -0.118 | -0.167 | -0.049 |
| 15 | 880 | -0.011 | -0.177 | -0.166 |
| 15 | 942 | -0.128 | 0.009 | 0.137 |
| 15 | 947 | -0.245 | -0.040 | 0.205 |
| 15 | 962 | -0.128 | 0.048 | 0.176 |
| 30 | 1141 | -0.216 | -0.118 | 0.098 |
| 30 | 1242 | 0.067 | -0.177 | -0.244 |
| 30 | 1417 | -0.030 | -0.138 | -0.108 |
| 32 | 1126 | -0.206 | -0.118 | 0.088 |
| 32 | 1165 | -0.118 | -0.157 | -0.039 |
| 32 | 1300 | 0.028 | -0.148 | -0.176 |
| 35 | 376 | -0.069 | -0.245 | -0.176 |
| 35 | 405 | -0.196 | -0.040 | 0.156 |
| 35 | 425 | 0.009 | -0.245 | -0.254 |
| 35 | 492 | -0.167 | -0.206 | -0.039 |
| 35 | 501 | -0.245 | -0.294 | -0.049 |
| 35 | 521 | -0.128 | -0.245 | -0.117 |
| 50 | 300 | -0.196 | -0.196 | 0.000 |
| 50 | 756 | -0.079 | 0.028 | 0.107 |
| 50 | 1100 | -0.089 | -0.245 | -0.156 |
| 52 | 451 | -0.148 | -0.255 | -0.107 |
| 52 | 587 | -0.177 | -0.177 | 0.000 |
| 52 | 956 | -0.138 | -0.206 | -0.068 |
| 55 | 198 | -0.128 | -0.021 | 0.107 |
| 55 | 220 | -0.050 | -0.148 | -0.098 |
| 55 | 665 | -0.177 | -0.030 | 0.147 |
| 55 | 818 | -0.128 | -0.245 | -0.117 |
| 55 | 1057 | -0.099 | -0.196 | -0.097 |
| 55 | 1137 | -0.118 | -0.118 | 0.000 |
| 100 | 448 | -0.001 | -0.021 | -0.020 |
| 100 | 938 | -0.216 | -0.079 | 0.137 |
| 100 | 1051 | -0.235 | -0.050 | 0.185 |
| 102 | 921 | -0.040 | 0.018 | 0.058 |
| 102 | 1113 | -0.157 | -0.148 | 0.009 |
| 102 | 1234 | -0.313 | 0.048 | 0.361 |
| 105 | 194 | -0.138 | -0.118 | 0.020 |
| 105 | 367 | -0.050 | -0.030 | 0.020 |
| 105 | 440 | -0.196 | -0.060 | 0.136 |
| 105 | 477 | -0.187 | -0.177 | 0.010 |
| 105 | 556 | -0.157 | -0.226 | -0.069 |
| 105 | 1213 | -0.206 | -0.040 | 0.166 |
| | Max | 0.077 | 0.048 | 0.361 |
| | Average | -0.124 | -0.137 | -0.013 |
| | Min | -0.313 | -0.343 | -0.283 |
| | Std Dev | 0.083 | 0.095 | 0.134 |

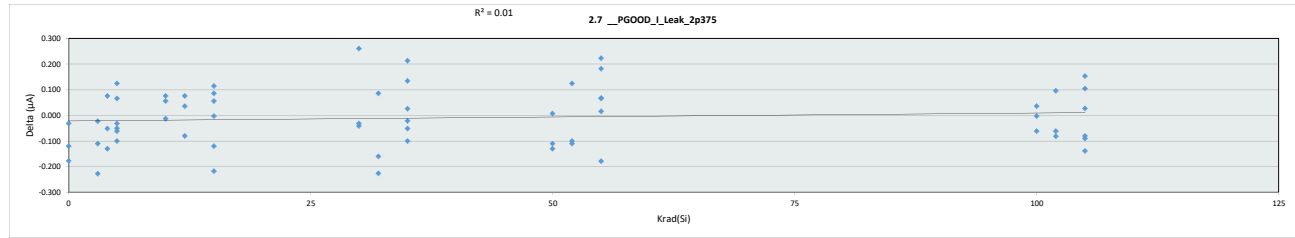


| 2.5_PGOOD_I_Leak_3p6 | | | | | | | | | | | | | | | | | | | | | |
|----------------------|--------|-------------|-----------|-----------|----------|--------|--------|--------|--------|--------|--------|--------|--------|--------|--------|--------|--------|--------|--------|--------|--|
| Test Site | Tester | Test Number | Max Limit | Min Limit | Krad(Si) | | | | | | | | | | | | | | | | |
| | | | 1 | µA | 0 | 3 | 4 | 5 | 10 | 12 | 15 | 30 | 32 | 35 | 50 | 52 | 55 | 100 | 102 | 105 | |
| LL | | | | | | | | | | | | | | | | | | | | | |
| Min | | | | | -0.167 | -0.255 | -0.304 | -0.343 | -0.216 | -0.226 | -0.177 | -0.177 | -0.157 | -0.294 | -0.245 | -0.255 | -0.245 | -0.079 | -0.148 | -0.226 | |
| Average | | | | | -0.144 | -0.180 | -0.183 | -0.180 | -0.180 | -0.086 | -0.073 | -0.144 | -0.141 | -0.213 | -0.138 | -0.213 | -0.126 | -0.050 | -0.027 | -0.109 | |
| Max | | | | | -0.128 | -0.050 | -0.030 | -0.040 | -0.157 | -0.001 | 0.048 | -0.118 | -0.118 | -0.040 | 0.028 | -0.177 | -0.021 | -0.021 | 0.048 | -0.030 | |
| UL | | | | | 1.000 | 1.000 | 1.000 | 1.000 | 1.000 | 1.000 | 1.000 | 1.000 | 1.000 | 1.000 | 1.000 | 1.000 | 1.000 | 1.000 | 1.000 | 1.000 | |

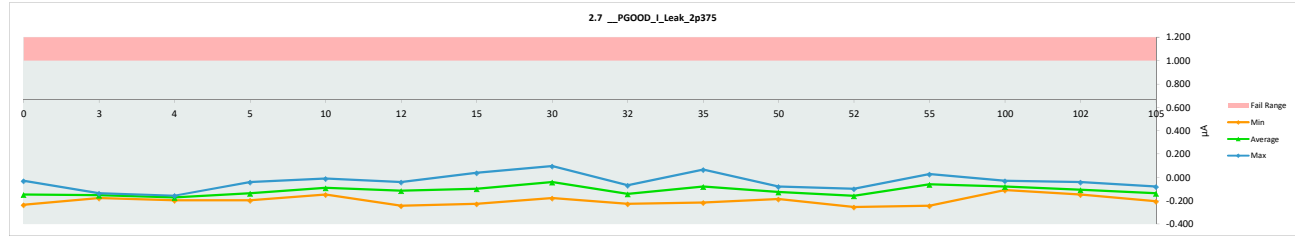


HDR TID Report
TPS7H3302-SP QML CALSS P

| 2.7_PGOOD_I_Leak_2p375 | | | | |
|------------------------|----------|--------|--------|--------|
| Test Site | | | | |
| Tester | | | | |
| Test Number | | | | |
| Unit | µA | µA | | |
| Max Limit | 1 | 1 | | |
| Min Limit | | | | |
| Krad(Si) | Serial # | PRE | POST | Delta |
| 0 | 775 | -0.001 | -0.030 | -0.029 |
| 0 | 1088 | -0.060 | -0.177 | -0.117 |
| 0 | 1106 | -0.060 | -0.235 | -0.175 |
| 3 | 817 | 0.077 | -0.148 | -0.225 |
| 3 | 825 | -0.157 | -0.177 | -0.020 |
| 3 | 833 | -0.030 | -0.138 | -0.108 |
| 4 | 547 | -0.118 | -0.167 | -0.049 |
| 4 | 645 | -0.235 | -0.157 | 0.078 |
| 4 | 788 | -0.069 | -0.196 | -0.127 |
| 5 | 959 | 0.009 | -0.089 | -0.098 |
| 5 | 991 | -0.216 | -0.148 | 0.068 |
| 5 | 1000 | -0.148 | -0.196 | -0.048 |
| 5 | 1011 | -0.128 | -0.157 | -0.029 |
| 5 | 1087 | -0.167 | -0.040 | 0.127 |
| 5 | 1097 | -0.128 | -0.187 | -0.059 |
| 10 | 180 | -0.089 | -0.011 | -0.078 |
| 10 | 236 | -0.138 | -0.148 | -0.010 |
| 10 | 246 | -0.167 | -0.109 | 0.058 |
| 12 | 190 | -0.099 | -0.060 | 0.039 |
| 12 | 266 | -0.118 | -0.040 | 0.078 |
| 12 | 308 | -0.167 | -0.245 | -0.078 |
| 15 | 848 | -0.157 | -0.099 | 0.058 |
| 15 | 878 | -0.206 | -0.089 | 0.117 |
| 15 | 880 | -0.030 | -0.148 | -0.118 |
| 15 | 942 | -0.060 | -0.060 | 0.000 |
| 15 | 947 | -0.011 | -0.226 | -0.215 |
| 15 | 962 | -0.050 | 0.038 | 0.088 |
| 30 | 1141 | -0.001 | -0.040 | -0.039 |
| 30 | 1242 | -0.167 | 0.096 | 0.263 |
| 30 | 1417 | -0.148 | -0.177 | -0.029 |
| 32 | 1126 | 0.096 | -0.128 | -0.224 |
| 32 | 1165 | -0.157 | -0.069 | 0.088 |
| 32 | 1300 | -0.069 | -0.226 | -0.157 |
| 35 | 376 | -0.148 | 0.067 | 0.215 |
| 35 | 405 | -0.118 | -0.216 | -0.098 |
| 35 | 425 | -0.030 | -0.079 | -0.049 |
| 35 | 492 | -0.138 | -0.157 | -0.019 |
| 35 | 501 | -0.118 | -0.089 | 0.029 |
| 35 | 521 | -0.138 | -0.001 | 0.137 |
| 50 | 300 | -0.079 | -0.187 | -0.108 |
| 50 | 756 | 0.018 | -0.109 | -0.127 |
| 50 | 1100 | -0.089 | -0.079 | 0.010 |
| 52 | 451 | 0.009 | -0.099 | -0.108 |
| 52 | 587 | -0.245 | -0.118 | 0.127 |
| 52 | 956 | -0.157 | -0.255 | -0.098 |
| 55 | 198 | -0.148 | -0.079 | 0.069 |
| 55 | 220 | -0.069 | -0.050 | 0.019 |
| 55 | 665 | -0.069 | -0.245 | -0.176 |
| 55 | 818 | -0.099 | -0.030 | 0.069 |
| 55 | 1057 | -0.216 | 0.009 | 0.225 |
| 55 | 1137 | -0.157 | 0.028 | 0.185 |
| 100 | 448 | -0.099 | -0.099 | 0.000 |
| 100 | 938 | -0.069 | -0.030 | 0.039 |
| 100 | 1051 | -0.050 | -0.109 | -0.059 |
| 102 | 921 | -0.138 | -0.040 | 0.098 |
| 102 | 1113 | -0.069 | -0.128 | -0.059 |
| 102 | 1234 | -0.069 | -0.148 | -0.079 |
| 105 | 194 | -0.109 | -0.079 | 0.030 |
| 105 | 367 | -0.021 | -0.157 | -0.136 |
| 105 | 440 | -0.089 | -0.167 | -0.078 |
| 105 | 477 | -0.265 | -0.109 | 0.156 |
| 105 | 556 | -0.021 | -0.109 | -0.088 |
| 105 | 1213 | -0.313 | -0.206 | 0.107 |
| | Max | 0.096 | 0.096 | 0.263 |
| | Average | -0.103 | -0.112 | -0.009 |
| | Min | -0.313 | -0.255 | -0.225 |
| | Std Dev | 0.078 | 0.079 | 0.113 |

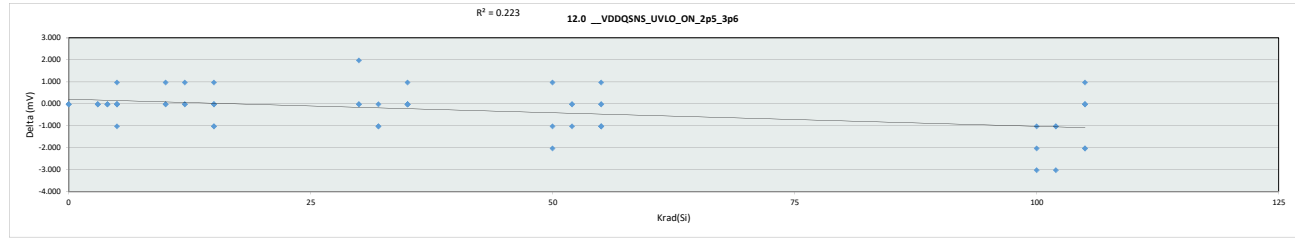


| 2.7_PGOOD_I_Leak_2p375 | | | | | | | | | | | | | | | | | |
|------------------------|--------|--------|--------|--------|--------|--------|--------|--------|--------|--------|--------|--------|--------|--------|--------|--------|--|
| Test Site | | | | | | | | | | | | | | | | | |
| Tester | | | | | | | | | | | | | | | | | |
| Test Number | | | | | | | | | | | | | | | | | |
| Max Limit | 1 | µA | | | | | | | | | | | | | | | |
| Min Limit | | µA | | | | | | | | | | | | | | | |
| Krad(Si) | 0 | 3 | 4 | 5 | 10 | 12 | 15 | 30 | 32 | 35 | 50 | 52 | 55 | 100 | 102 | 105 | |
| LL | | | | | | | | | | | | | | | | | |
| Min | -0.235 | -0.177 | -0.196 | -0.196 | -0.148 | -0.245 | -0.226 | -0.177 | -0.226 | -0.216 | -0.187 | -0.255 | -0.245 | -0.109 | -0.148 | -0.206 | |
| Average | -0.147 | -0.154 | -0.173 | -0.136 | -0.089 | -0.115 | -0.097 | -0.040 | -0.141 | -0.079 | -0.125 | -0.157 | -0.061 | -0.079 | -0.105 | -0.138 | |
| Max | -0.030 | -0.138 | -0.157 | -0.040 | -0.011 | -0.040 | 0.038 | 0.096 | -0.069 | 0.067 | -0.079 | -0.099 | 0.028 | -0.030 | -0.040 | -0.079 | |
| UL | 1.000 | 1.000 | 1.000 | 1.000 | 1.000 | 1.000 | 1.000 | 1.000 | 1.000 | 1.000 | 1.000 | 1.000 | 1.000 | 1.000 | 1.000 | 1.000 | |

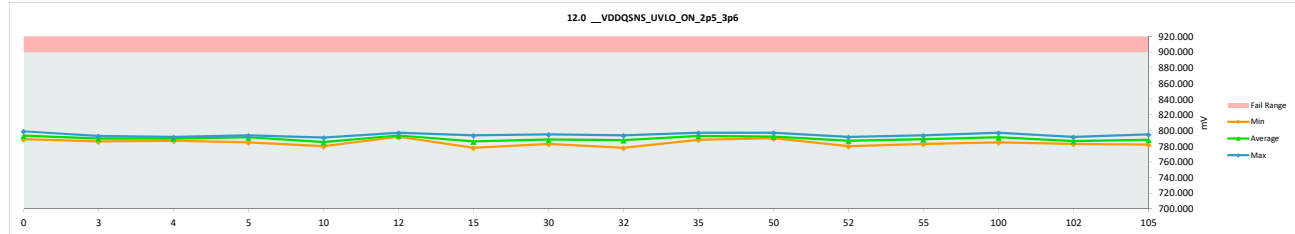


HDR TID Report
TPS7H3302-SP QML CALSS P

| 12.0_VDDQSNS_UVLO_ON_2p5_3p6 | | | | |
|------------------------------|----------|-------------|---------|-----------|
| Test Site | Tester | Test Number | Unit | Max Limit |
| | | | mV | 900 |
| | | | mV | 900 |
| Krad(Si) | Serial # | PRE | POST | Delta |
| 0 | 775 | 792.000 | 792.000 | 0.000 |
| 0 | 1088 | 789.000 | 789.000 | 0.000 |
| 0 | 1106 | 799.000 | 799.000 | 0.000 |
| 3 | 817 | 790.000 | 790.000 | 0.000 |
| 3 | 825 | 786.000 | 786.000 | 0.000 |
| 3 | 833 | 793.000 | 793.000 | 0.000 |
| 4 | 547 | 792.000 | 792.000 | 0.000 |
| 4 | 645 | 790.000 | 790.000 | 0.000 |
| 4 | 788 | 787.000 | 787.000 | 0.000 |
| 5 | 959 | 792.000 | 792.000 | 0.000 |
| 5 | 991 | 794.000 | 794.000 | 0.000 |
| 5 | 1000 | 793.000 | 794.000 | 1.000 |
| 5 | 1011 | 785.000 | 785.000 | 0.000 |
| 5 | 1087 | 795.000 | 794.000 | -1.000 |
| 5 | 1097 | 789.000 | 789.000 | 0.000 |
| 10 | 180 | 784.000 | 785.000 | 1.000 |
| 10 | 236 | 780.000 | 780.000 | 0.000 |
| 10 | 246 | 791.000 | 791.000 | 0.000 |
| 12 | 190 | 792.000 | 792.000 | 0.000 |
| 12 | 266 | 797.000 | 797.000 | 0.000 |
| 12 | 308 | 791.000 | 792.000 | 1.000 |
| 15 | 848 | 794.000 | 794.000 | 0.000 |
| 15 | 878 | 791.000 | 792.000 | 1.000 |
| 15 | 880 | 784.000 | 783.000 | -1.000 |
| 15 | 942 | 779.000 | 778.000 | -1.000 |
| 15 | 947 | 781.000 | 781.000 | 0.000 |
| 15 | 962 | 788.000 | 788.000 | 0.000 |
| 30 | 1141 | 783.000 | 783.000 | 0.000 |
| 30 | 1242 | 795.000 | 795.000 | 0.000 |
| 30 | 1417 | 786.000 | 788.000 | 2.000 |
| 32 | 1126 | 791.000 | 791.000 | 0.000 |
| 32 | 1165 | 779.000 | 778.000 | -1.000 |
| 32 | 1300 | 795.000 | 794.000 | -1.000 |
| 35 | 376 | 797.000 | 797.000 | 0.000 |
| 35 | 405 | 795.000 | 795.000 | 0.000 |
| 35 | 425 | 794.000 | 794.000 | 0.000 |
| 35 | 492 | 792.000 | 792.000 | 0.000 |
| 35 | 501 | 788.000 | 788.000 | 0.000 |
| 35 | 521 | 791.000 | 792.000 | 1.000 |
| 50 | 300 | 791.000 | 790.000 | -1.000 |
| 50 | 756 | 789.000 | 790.000 | 1.000 |
| 50 | 1100 | 799.000 | 797.000 | -2.000 |
| 52 | 451 | 780.000 | 780.000 | 0.000 |
| 52 | 587 | 790.000 | 789.000 | -1.000 |
| 52 | 956 | 792.000 | 792.000 | 0.000 |
| 55 | 198 | 784.000 | 785.000 | 1.000 |
| 55 | 220 | 791.000 | 790.000 | -1.000 |
| 55 | 665 | 789.000 | 789.000 | 0.000 |
| 55 | 818 | 792.000 | 792.000 | 0.000 |
| 55 | 1057 | 795.000 | 794.000 | -1.000 |
| 55 | 1137 | 784.000 | 783.000 | -1.000 |
| 100 | 448 | 793.000 | 792.000 | -1.000 |
| 100 | 938 | 800.000 | 797.000 | -3.000 |
| 100 | 1051 | 787.000 | 785.000 | -2.000 |
| 102 | 921 | 785.000 | 784.000 | -1.000 |
| 102 | 1113 | 795.000 | 792.000 | -3.000 |
| 102 | 1234 | 784.000 | 783.000 | -1.000 |
| 105 | 194 | 785.000 | 785.000 | 0.000 |
| 105 | 367 | 789.000 | 790.000 | 1.000 |
| 105 | 440 | 788.000 | 786.000 | -2.000 |
| 105 | 477 | 784.000 | 782.000 | -2.000 |
| 105 | 556 | 795.000 | 795.000 | 0.000 |
| 105 | 1213 | 791.000 | 791.000 | 0.000 |
| | Max | 800.000 | 799.000 | 2.000 |
| | Average | 789.778 | 789.508 | -0.270 |
| | Min | 779.000 | 778.000 | -3.000 |
| | Std Dev | 5.037 | 5.009 | 0.937 |

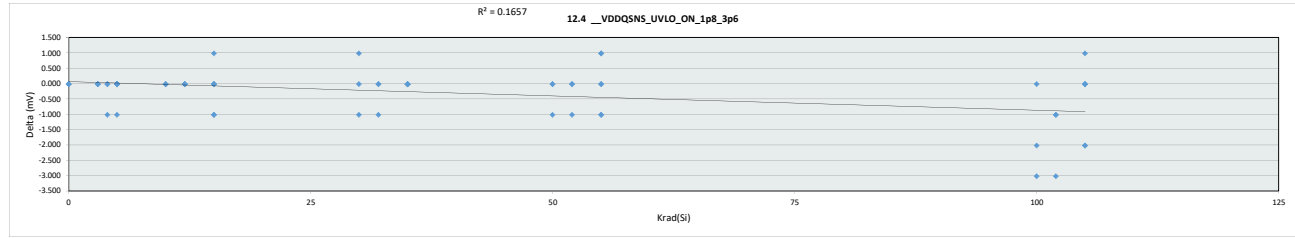


| 12.0_VDDQSNS_UVLO_ON_2p5_3p6 | | | | | | | | | | | | | | |
|------------------------------|---------|-------------|---------|-----------|-----------|--|--|--|--|--|--|--|--|--|
| Test Site | Tester | Test Number | Unit | Max Limit | Min Limit | | | | | | | | | |
| | | | mV | 900 | | | | | | | | | | |
| | | | mV | | | | | | | | | | | |
| Krad(Si) | LL | Min | Average | Max | UL | | | | | | | | | |
| 0 | 789.000 | 789.333 | 799.000 | 900.000 | 900.000 | | | | | | | | | |
| 3 | 786.000 | 789.667 | 793.000 | 900.000 | 900.000 | | | | | | | | | |
| 4 | 787.000 | 789.667 | 792.000 | 900.000 | 900.000 | | | | | | | | | |
| 5 | 785.000 | 791.333 | 794.000 | 900.000 | 900.000 | | | | | | | | | |
| 10 | 780.000 | 785.333 | 797.000 | 900.000 | 900.000 | | | | | | | | | |
| 12 | 792.000 | 793.667 | 794.000 | 900.000 | 900.000 | | | | | | | | | |
| 15 | 778.000 | 786.000 | 794.000 | 900.000 | 900.000 | | | | | | | | | |
| 30 | 783.000 | 788.667 | 795.000 | 900.000 | 900.000 | | | | | | | | | |
| 32 | 778.000 | 787.667 | 794.000 | 900.000 | 900.000 | | | | | | | | | |
| 35 | 788.000 | 793.000 | 797.000 | 900.000 | 900.000 | | | | | | | | | |
| 50 | 780.000 | 787.000 | 792.000 | 900.000 | 900.000 | | | | | | | | | |
| 52 | 780.000 | 788.833 | 794.000 | 900.000 | 900.000 | | | | | | | | | |
| 55 | 783.000 | 791.333 | 797.000 | 900.000 | 900.000 | | | | | | | | | |
| 100 | 785.000 | 786.333 | 792.000 | 900.000 | 900.000 | | | | | | | | | |
| 102 | 783.000 | 788.167 | 792.000 | 900.000 | 900.000 | | | | | | | | | |
| 105 | 782.000 | 795.000 | 795.000 | 900.000 | 900.000 | | | | | | | | | |

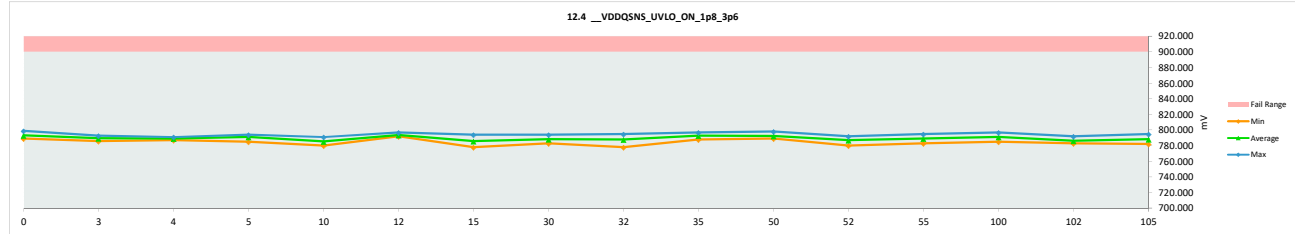


HDR TID Report
TPS7H3302-SP QML CALSS P

| 12.4 __VDDQSNS_UVLO_ON_1p8_3p6 | | | | |
|--------------------------------|----------|---------|---------|--------|
| Test Site | Serial # | PRE | POST | Delta |
| 0 | 775 | 792.000 | 792.000 | 0.000 |
| 0 | 1088 | 789.000 | 789.000 | 0.000 |
| 0 | 1106 | 799.000 | 799.000 | 0.000 |
| 3 | 817 | 790.000 | 790.000 | 0.000 |
| 3 | 825 | 786.000 | 786.000 | 0.000 |
| 3 | 833 | 793.000 | 793.000 | 0.000 |
| 4 | 547 | 792.000 | 791.000 | -1.000 |
| 4 | 645 | 790.000 | 790.000 | 0.000 |
| 4 | 788 | 787.000 | 787.000 | 0.000 |
| 5 | 959 | 792.000 | 792.000 | 0.000 |
| 5 | 991 | 794.000 | 794.000 | 0.000 |
| 5 | 1000 | 794.000 | 794.000 | 0.000 |
| 5 | 1011 | 785.000 | 785.000 | 0.000 |
| 5 | 1087 | 795.000 | 794.000 | -1.000 |
| 5 | 1097 | 789.000 | 789.000 | 0.000 |
| 10 | 180 | 785.000 | 785.000 | 0.000 |
| 10 | 236 | 780.000 | 780.000 | 0.000 |
| 10 | 246 | 791.000 | 791.000 | 0.000 |
| 12 | 190 | 792.000 | 792.000 | 0.000 |
| 12 | 266 | 797.000 | 797.000 | 0.000 |
| 12 | 308 | 792.000 | 792.000 | 0.000 |
| 15 | 848 | 794.000 | 794.000 | 0.000 |
| 15 | 878 | 792.000 | 793.000 | 1.000 |
| 15 | 880 | 784.000 | 783.000 | -1.000 |
| 15 | 942 | 778.000 | 778.000 | 0.000 |
| 15 | 947 | 781.000 | 780.000 | -1.000 |
| 15 | 962 | 788.000 | 788.000 | 0.000 |
| 30 | 1141 | 783.000 | 783.000 | 0.000 |
| 30 | 1242 | 795.000 | 794.000 | -1.000 |
| 30 | 1417 | 787.000 | 788.000 | 1.000 |
| 32 | 1126 | 791.000 | 791.000 | 0.000 |
| 32 | 1165 | 779.000 | 778.000 | -1.000 |
| 32 | 1300 | 795.000 | 795.000 | 0.000 |
| 35 | 376 | 797.000 | 797.000 | 0.000 |
| 35 | 405 | 795.000 | 795.000 | 0.000 |
| 35 | 425 | 794.000 | 794.000 | 0.000 |
| 35 | 492 | 792.000 | 792.000 | 0.000 |
| 35 | 501 | 788.000 | 788.000 | 0.000 |
| 35 | 521 | 792.000 | 792.000 | 0.000 |
| 50 | 300 | 790.000 | 790.000 | 0.000 |
| 50 | 756 | 789.000 | 789.000 | 0.000 |
| 50 | 1100 | 799.000 | 798.000 | -1.000 |
| 52 | 451 | 780.000 | 780.000 | 0.000 |
| 52 | 587 | 790.000 | 789.000 | -1.000 |
| 52 | 956 | 792.000 | 792.000 | 0.000 |
| 55 | 198 | 784.000 | 785.000 | 1.000 |
| 55 | 220 | 791.000 | 790.000 | -1.000 |
| 55 | 665 | 789.000 | 790.000 | 1.000 |
| 55 | 818 | 792.000 | 792.000 | 0.000 |
| 55 | 1057 | 795.000 | 795.000 | 0.000 |
| 55 | 1137 | 784.000 | 783.000 | -1.000 |
| 100 | 448 | 792.000 | 792.000 | 0.000 |
| 100 | 938 | 800.000 | 797.000 | -3.000 |
| 100 | 1051 | 787.000 | 785.000 | -2.000 |
| 102 | 921 | 785.000 | 784.000 | -1.000 |
| 102 | 1113 | 795.000 | 792.000 | -3.000 |
| 102 | 1234 | 784.000 | 783.000 | -1.000 |
| 105 | 194 | 785.000 | 785.000 | 0.000 |
| 105 | 367 | 789.000 | 790.000 | 1.000 |
| 105 | 440 | 788.000 | 786.000 | -2.000 |
| 105 | 477 | 784.000 | 782.000 | -2.000 |
| 105 | 556 | 795.000 | 795.000 | 0.000 |
| 105 | 1213 | 791.000 | 791.000 | 0.000 |
| Max | | 800.000 | 799.000 | 1.000 |
| Average | | 789.825 | 789.524 | -0.302 |
| Min | | 778.000 | 778.000 | -3.000 |
| Std Dev | | 5.063 | 5.083 | 0.816 |

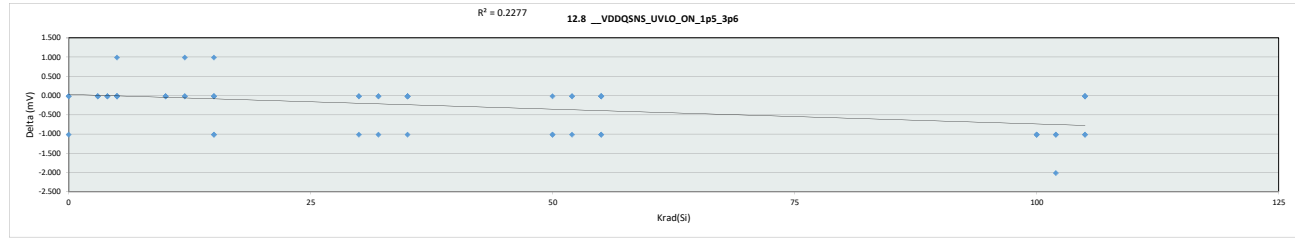


| 12.4 __VDDQSNS_UVLO_ON_1p8_3p6 | | | | | | | | | | | | | | | | | |
|--------------------------------|----------|---------|---------|---------|---------|---------|---------|---------|---------|---------|---------|---------|---------|---------|---------|---------|---------|
| Test Site | Serial # | PRE | POST | Delta | | | | | | | | | | | | | |
| 0 | 775 | 792.000 | 792.000 | 0.000 | | | | | | | | | | | | | |
| 3 | 817 | 790.000 | 790.000 | 0.000 | | | | | | | | | | | | | |
| 4 | 547 | 792.000 | 791.000 | -1.000 | | | | | | | | | | | | | |
| 5 | 959 | 792.000 | 792.000 | 0.000 | | | | | | | | | | | | | |
| 10 | 180 | 785.000 | 785.000 | 0.000 | | | | | | | | | | | | | |
| 12 | 190 | 792.000 | 792.000 | 0.000 | | | | | | | | | | | | | |
| 15 | 848 | 794.000 | 794.000 | 0.000 | | | | | | | | | | | | | |
| 30 | 1141 | 783.000 | 783.000 | 0.000 | | | | | | | | | | | | | |
| 32 | 1126 | 791.000 | 791.000 | 0.000 | | | | | | | | | | | | | |
| 35 | 405 | 795.000 | 795.000 | 0.000 | | | | | | | | | | | | | |
| 50 | 300 | 790.000 | 790.000 | 0.000 | | | | | | | | | | | | | |
| 52 | 451 | 780.000 | 780.000 | 0.000 | | | | | | | | | | | | | |
| 55 | 665 | 789.000 | 790.000 | 1.000 | | | | | | | | | | | | | |
| 100 | 448 | 792.000 | 792.000 | 0.000 | | | | | | | | | | | | | |
| 102 | 921 | 785.000 | 784.000 | -1.000 | | | | | | | | | | | | | |
| 105 | 194 | 785.000 | 785.000 | 0.000 | | | | | | | | | | | | | |
| 105 | 367 | 789.000 | 790.000 | 1.000 | | | | | | | | | | | | | |
| 105 | 440 | 788.000 | 786.000 | -2.000 | | | | | | | | | | | | | |
| 105 | 477 | 784.000 | 782.000 | -2.000 | | | | | | | | | | | | | |
| 105 | 556 | 795.000 | 795.000 | 0.000 | | | | | | | | | | | | | |
| 105 | 1213 | 791.000 | 791.000 | 0.000 | | | | | | | | | | | | | |
| LL | | | | | | | | | | | | | | | | | |
| Min | | 789.000 | 786.000 | 787.000 | 785.000 | 780.000 | 792.000 | 778.000 | 783.000 | 778.000 | 788.000 | 789.000 | 780.000 | 783.000 | 785.000 | 783.000 | 782.000 |
| Average | | 793.333 | 789.667 | 789.333 | 791.333 | 785.333 | 793.667 | 786.000 | 788.333 | 788.000 | 793.000 | 792.333 | 787.000 | 789.167 | 791.333 | 786.333 | 788.167 |
| Max | | 799.000 | 793.000 | 791.000 | 794.000 | 791.000 | 797.000 | 794.000 | 794.000 | 795.000 | 797.000 | 798.000 | 792.000 | 795.000 | 797.000 | 792.000 | 795.000 |
| UL | | 900.000 | 900.000 | 900.000 | 900.000 | 900.000 | 900.000 | 900.000 | 900.000 | 900.000 | 900.000 | 900.000 | 900.000 | 900.000 | 900.000 | 900.000 | 900.000 |

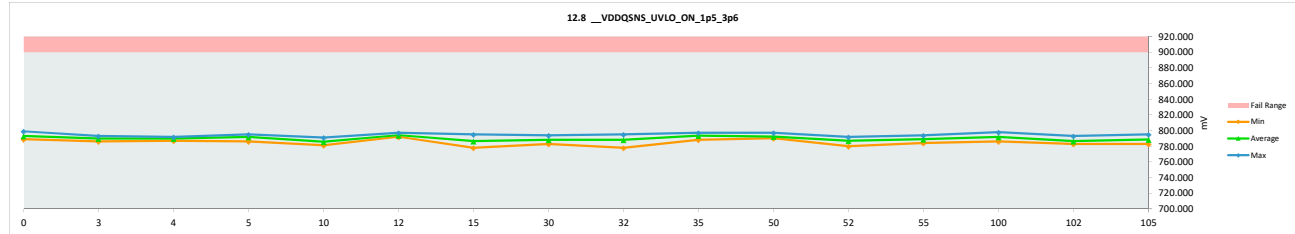


HDR TID Report
TPS7H3302-SP QML CALSS P

| 12.8 __VDDQSNS_UVLO_ON_1p5_3p6 | | | | |
|--------------------------------|----------|-------------|---------|-----------|
| Test Site | Tester | Test Number | Unit | Max Limit |
| | | | mV | 900 |
| | | | mV | 900 |
| Krad(Si) | Serial # | PRE | POST | Delta |
| 0 | 775 | 792.000 | 791.000 | -1.000 |
| 0 | 1088 | 789.000 | 789.000 | 0.000 |
| 0 | 1106 | 799.000 | 799.000 | 0.000 |
| 3 | 817 | 790.000 | 790.000 | 0.000 |
| 3 | 825 | 786.000 | 786.000 | 0.000 |
| 3 | 833 | 793.000 | 793.000 | 0.000 |
| 4 | 547 | 792.000 | 792.000 | 0.000 |
| 4 | 645 | 790.000 | 790.000 | 0.000 |
| 4 | 788 | 787.000 | 787.000 | 0.000 |
| 5 | 959 | 792.000 | 792.000 | 0.000 |
| 5 | 991 | 794.000 | 794.000 | 0.000 |
| 5 | 1000 | 795.000 | 795.000 | 0.000 |
| 5 | 1011 | 785.000 | 786.000 | 1.000 |
| 5 | 1087 | 795.000 | 795.000 | 0.000 |
| 5 | 1097 | 789.000 | 789.000 | 0.000 |
| 10 | 180 | 785.000 | 785.000 | 0.000 |
| 10 | 236 | 781.000 | 781.000 | 0.000 |
| 10 | 246 | 791.000 | 791.000 | 0.000 |
| 12 | 190 | 792.000 | 792.000 | 0.000 |
| 12 | 266 | 797.000 | 797.000 | 0.000 |
| 12 | 308 | 792.000 | 793.000 | 1.000 |
| 15 | 848 | 795.000 | 795.000 | 0.000 |
| 15 | 878 | 792.000 | 793.000 | 1.000 |
| 15 | 880 | 784.000 | 783.000 | -1.000 |
| 15 | 942 | 779.000 | 778.000 | -1.000 |
| 15 | 947 | 781.000 | 781.000 | 0.000 |
| 15 | 962 | 788.000 | 788.000 | 0.000 |
| 30 | 1141 | 783.000 | 783.000 | 0.000 |
| 30 | 1242 | 795.000 | 794.000 | -1.000 |
| 30 | 1417 | 788.000 | 788.000 | 0.000 |
| 32 | 1126 | 791.000 | 791.000 | 0.000 |
| 32 | 1165 | 779.000 | 778.000 | -1.000 |
| 32 | 1300 | 795.000 | 795.000 | 0.000 |
| 35 | 376 | 797.000 | 797.000 | 0.000 |
| 35 | 405 | 795.000 | 795.000 | 0.000 |
| 35 | 425 | 795.000 | 795.000 | 0.000 |
| 35 | 492 | 793.000 | 792.000 | -1.000 |
| 35 | 501 | 788.000 | 788.000 | 0.000 |
| 35 | 521 | 793.000 | 793.000 | 0.000 |
| 50 | 300 | 791.000 | 790.000 | -1.000 |
| 50 | 756 | 790.000 | 790.000 | 0.000 |
| 50 | 1100 | 798.000 | 797.000 | -1.000 |
| 52 | 451 | 780.000 | 780.000 | 0.000 |
| 52 | 587 | 790.000 | 789.000 | -1.000 |
| 52 | 956 | 792.000 | 792.000 | 0.000 |
| 55 | 198 | 785.000 | 785.000 | 0.000 |
| 55 | 220 | 791.000 | 790.000 | -1.000 |
| 55 | 665 | 790.000 | 790.000 | 0.000 |
| 55 | 818 | 792.000 | 792.000 | 0.000 |
| 55 | 1057 | 795.000 | 794.000 | -1.000 |
| 55 | 1137 | 784.000 | 784.000 | 0.000 |
| 100 | 448 | 793.000 | 792.000 | -1.000 |
| 100 | 938 | 799.000 | 798.000 | -1.000 |
| 100 | 1051 | 787.000 | 786.000 | -1.000 |
| 102 | 921 | 785.000 | 784.000 | -1.000 |
| 102 | 1113 | 795.000 | 793.000 | -2.000 |
| 102 | 1234 | 784.000 | 783.000 | -1.000 |
| 105 | 194 | 785.000 | 785.000 | 0.000 |
| 105 | 367 | 790.000 | 790.000 | 0.000 |
| 105 | 440 | 787.000 | 786.000 | -1.000 |
| 105 | 477 | 784.000 | 783.000 | -1.000 |
| 105 | 556 | 795.000 | 795.000 | 0.000 |
| 105 | 1213 | 792.000 | 792.000 | 0.000 |
| | Max | 799.000 | 799.000 | 1.000 |
| | Average | 790.016 | 789.746 | -0.270 |
| | Min | 779.000 | 778.000 | -2.000 |
| | Std Dev | 4.992 | 5.035 | 0.574 |

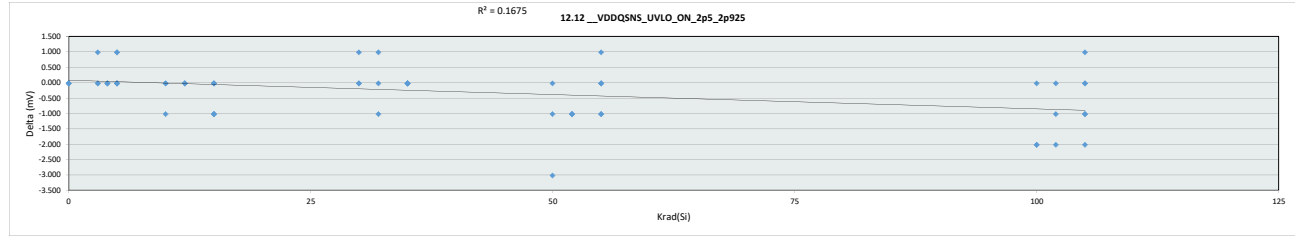


| 12.8 __VDDQSNS_UVLO_ON_1p5_3p6 | | | | | | | | | | | | | | |
|--------------------------------|---------|-------------|---------|-----------|-----------|--|--|--|--|--|--|--|--|--|
| Test Site | Tester | Test Number | Unit | Max Limit | Min Limit | | | | | | | | | |
| | | | mV | 900 | 900 | | | | | | | | | |
| | | | mV | 900 | 900 | | | | | | | | | |
| Krad(Si) | LL | Min | Average | Max | UL | | | | | | | | | |
| 0 | 789.000 | 789.000 | 793.000 | 799.000 | 900.000 | | | | | | | | | |
| 3 | 786.000 | 789.667 | 793.000 | 795.000 | 900.000 | | | | | | | | | |
| 4 | 787.000 | 789.667 | 792.000 | 793.000 | 900.000 | | | | | | | | | |
| 5 | 786.000 | 791.833 | 795.000 | 791.000 | 900.000 | | | | | | | | | |
| 10 | 781.000 | 785.667 | 794.000 | 797.000 | 900.000 | | | | | | | | | |
| 12 | 792.000 | 786.333 | 794.000 | 795.000 | 900.000 | | | | | | | | | |
| 15 | 778.000 | 788.333 | 794.000 | 795.000 | 900.000 | | | | | | | | | |
| 30 | 783.000 | 788.333 | 794.000 | 795.000 | 900.000 | | | | | | | | | |
| 32 | 778.000 | 793.333 | 797.000 | 797.000 | 900.000 | | | | | | | | | |
| 35 | 788.000 | 792.333 | 792.000 | 794.000 | 900.000 | | | | | | | | | |
| 50 | 790.000 | 787.000 | 794.000 | 795.000 | 900.000 | | | | | | | | | |
| 52 | 780.000 | 789.167 | 792.000 | 794.000 | 900.000 | | | | | | | | | |
| 55 | 784.000 | 792.000 | 798.000 | 793.000 | 900.000 | | | | | | | | | |
| 100 | 786.000 | 786.667 | 788.500 | 795.000 | 900.000 | | | | | | | | | |
| 102 | 783.000 | 786.667 | 788.500 | 795.000 | 900.000 | | | | | | | | | |
| 105 | 783.000 | 788.500 | 795.000 | 900.000 | 900.000 | | | | | | | | | |

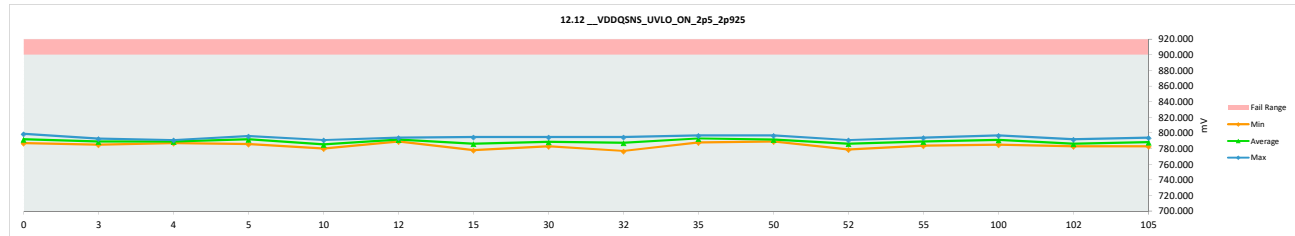


HDR TID Report
TPS7H3302-SP QML CALSS P

| 12.12_VDDQSN5_UVLO_ON_2p5_2p925 | | | | |
|---------------------------------|----------|---------|---------|--------|
| Test Site | Serial # | PRE | POST | Delta |
| 0 | 775 | 790.000 | 790.000 | 0.000 |
| 0 | 1088 | 787.000 | 787.000 | 0.000 |
| 0 | 1106 | 799.000 | 799.000 | 0.000 |
| 3 | 817 | 790.000 | 790.000 | 0.000 |
| 3 | 825 | 785.000 | 785.000 | 0.000 |
| 3 | 833 | 792.000 | 793.000 | 1.000 |
| 4 | 847 | 791.000 | 791.000 | 0.000 |
| 4 | 645 | 789.000 | 789.000 | 0.000 |
| 4 | 788 | 787.000 | 787.000 | 0.000 |
| 5 | 959 | 792.000 | 792.000 | 0.000 |
| 5 | 991 | 792.000 | 793.000 | 1.000 |
| 5 | 1000 | 795.000 | 795.000 | 0.000 |
| 5 | 1011 | 785.000 | 786.000 | 1.000 |
| 5 | 1087 | 796.000 | 796.000 | 0.000 |
| 5 | 1097 | 789.000 | 789.000 | 0.000 |
| 10 | 180 | 785.000 | 785.000 | 0.000 |
| 10 | 236 | 780.000 | 780.000 | 0.000 |
| 10 | 246 | 792.000 | 791.000 | -1.000 |
| 12 | 190 | 789.000 | 789.000 | 0.000 |
| 12 | 266 | 794.000 | 794.000 | 0.000 |
| 12 | 308 | 792.000 | 792.000 | 0.000 |
| 15 | 848 | 795.000 | 795.000 | 0.000 |
| 15 | 878 | 792.000 | 792.000 | 0.000 |
| 15 | 880 | 784.000 | 783.000 | -1.000 |
| 15 | 942 | 779.000 | 778.000 | -1.000 |
| 15 | 947 | 782.000 | 782.000 | 0.000 |
| 15 | 962 | 788.000 | 787.000 | -1.000 |
| 30 | 1141 | 783.000 | 783.000 | 0.000 |
| 30 | 1242 | 794.000 | 795.000 | 1.000 |
| 30 | 1417 | 788.000 | 788.000 | 0.000 |
| 32 | 1126 | 791.000 | 791.000 | 0.000 |
| 32 | 1165 | 778.000 | 777.000 | -1.000 |
| 32 | 1300 | 794.000 | 795.000 | 1.000 |
| 35 | 376 | 797.000 | 797.000 | 0.000 |
| 35 | 405 | 795.000 | 795.000 | 0.000 |
| 35 | 425 | 794.000 | 794.000 | 0.000 |
| 35 | 492 | 792.000 | 792.000 | 0.000 |
| 35 | 501 | 788.000 | 788.000 | 0.000 |
| 35 | 521 | 792.000 | 792.000 | 0.000 |
| 50 | 300 | 792.000 | 789.000 | -3.000 |
| 50 | 756 | 789.000 | 789.000 | 0.000 |
| 50 | 1100 | 798.000 | 797.000 | -1.000 |
| 52 | 451 | 780.000 | 779.000 | -1.000 |
| 52 | 587 | 790.000 | 789.000 | -1.000 |
| 52 | 956 | 792.000 | 791.000 | -1.000 |
| 55 | 198 | 784.000 | 785.000 | 1.000 |
| 55 | 220 | 791.000 | 790.000 | -1.000 |
| 55 | 665 | 790.000 | 790.000 | 0.000 |
| 55 | 818 | 792.000 | 792.000 | 0.000 |
| 55 | 1057 | 795.000 | 794.000 | -1.000 |
| 55 | 1137 | 784.000 | 784.000 | 0.000 |
| 100 | 448 | 792.000 | 792.000 | 0.000 |
| 100 | 938 | 799.000 | 797.000 | -2.000 |
| 100 | 1051 | 787.000 | 785.000 | -2.000 |
| 102 | 921 | 785.000 | 784.000 | -1.000 |
| 102 | 1113 | 794.000 | 792.000 | -2.000 |
| 102 | 1234 | 783.000 | 783.000 | 0.000 |
| 105 | 194 | 785.000 | 785.000 | 0.000 |
| 105 | 367 | 789.000 | 790.000 | 1.000 |
| 105 | 440 | 788.000 | 786.000 | -2.000 |
| 105 | 477 | 784.000 | 783.000 | -1.000 |
| 105 | 556 | 795.000 | 794.000 | -1.000 |
| 105 | 1213 | 791.000 | 791.000 | 0.000 |
| Max | | 799.000 | 799.000 | 1.000 |
| Average | | 789.619 | 789.333 | -0.286 |
| Min | | 778.000 | 777.000 | -3.000 |
| Std Dev | | 4.923 | 4.990 | 0.812 |

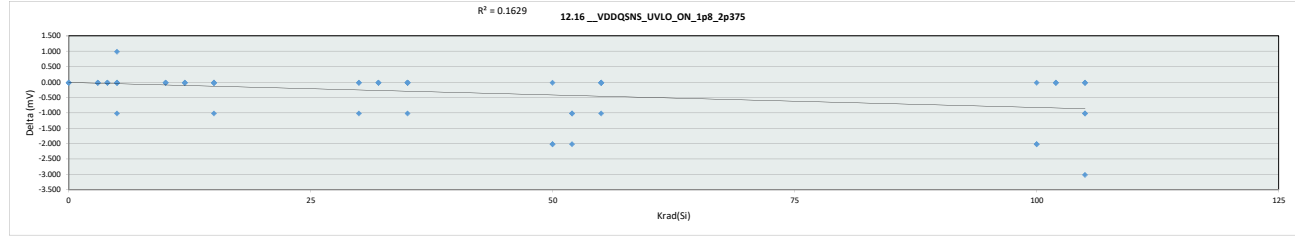


| 12.12_VDDQSN5_UVLO_ON_2 | | | | | | | | | | | | | | | | | |
|-------------------------|----------|---------|---------|---------|---------|---------|---------|---------|---------|---------|---------|---------|---------|---------|---------|---------|---------|
| Test Site | Serial # | PRE | POST | Delta | | | | | | | | | | | | | |
| 0 | 775 | 790.000 | 790.000 | 0.000 | | | | | | | | | | | | | |
| 0 | 1088 | 787.000 | 787.000 | 0.000 | | | | | | | | | | | | | |
| 0 | 1106 | 799.000 | 799.000 | 0.000 | | | | | | | | | | | | | |
| 3 | 817 | 790.000 | 790.000 | 0.000 | | | | | | | | | | | | | |
| 3 | 825 | 785.000 | 785.000 | 0.000 | | | | | | | | | | | | | |
| 3 | 833 | 792.000 | 793.000 | 1.000 | | | | | | | | | | | | | |
| 4 | 847 | 791.000 | 791.000 | 0.000 | | | | | | | | | | | | | |
| 4 | 645 | 789.000 | 789.000 | 0.000 | | | | | | | | | | | | | |
| 4 | 788 | 787.000 | 787.000 | 0.000 | | | | | | | | | | | | | |
| 5 | 959 | 792.000 | 792.000 | 0.000 | | | | | | | | | | | | | |
| 5 | 991 | 792.000 | 793.000 | 1.000 | | | | | | | | | | | | | |
| 5 | 1000 | 795.000 | 795.000 | 0.000 | | | | | | | | | | | | | |
| 5 | 1011 | 785.000 | 786.000 | 1.000 | | | | | | | | | | | | | |
| 5 | 1087 | 796.000 | 796.000 | 0.000 | | | | | | | | | | | | | |
| 5 | 1097 | 789.000 | 789.000 | 0.000 | | | | | | | | | | | | | |
| 10 | 180 | 785.000 | 785.000 | 0.000 | | | | | | | | | | | | | |
| 10 | 236 | 780.000 | 780.000 | 0.000 | | | | | | | | | | | | | |
| 10 | 246 | 792.000 | 791.000 | -1.000 | | | | | | | | | | | | | |
| 12 | 190 | 789.000 | 789.000 | 0.000 | | | | | | | | | | | | | |
| 12 | 266 | 794.000 | 794.000 | 0.000 | | | | | | | | | | | | | |
| 12 | 308 | 792.000 | 792.000 | 0.000 | | | | | | | | | | | | | |
| 15 | 848 | 795.000 | 795.000 | 0.000 | | | | | | | | | | | | | |
| 15 | 878 | 792.000 | 792.000 | 0.000 | | | | | | | | | | | | | |
| 15 | 880 | 784.000 | 783.000 | -1.000 | | | | | | | | | | | | | |
| 15 | 942 | 779.000 | 778.000 | -1.000 | | | | | | | | | | | | | |
| 15 | 947 | 782.000 | 782.000 | 0.000 | | | | | | | | | | | | | |
| 15 | 962 | 788.000 | 787.000 | -1.000 | | | | | | | | | | | | | |
| 30 | 1141 | 783.000 | 783.000 | 0.000 | | | | | | | | | | | | | |
| 30 | 1242 | 794.000 | 795.000 | 1.000 | | | | | | | | | | | | | |
| 30 | 1417 | 788.000 | 788.000 | 0.000 | | | | | | | | | | | | | |
| 32 | 1126 | 791.000 | 791.000 | 0.000 | | | | | | | | | | | | | |
| 32 | 1165 | 778.000 | 777.000 | -1.000 | | | | | | | | | | | | | |
| 32 | 1300 | 794.000 | 795.000 | 1.000 | | | | | | | | | | | | | |
| 35 | 376 | 797.000 | 797.000 | 0.000 | | | | | | | | | | | | | |
| 35 | 405 | 795.000 | 795.000 | 0.000 | | | | | | | | | | | | | |
| 35 | 425 | 794.000 | 794.000 | 0.000 | | | | | | | | | | | | | |
| 35 | 492 | 792.000 | 792.000 | 0.000 | | | | | | | | | | | | | |
| 35 | 501 | 788.000 | 788.000 | 0.000 | | | | | | | | | | | | | |
| 35 | 521 | 792.000 | 792.000 | 0.000 | | | | | | | | | | | | | |
| 50 | 300 | 792.000 | 789.000 | -3.000 | | | | | | | | | | | | | |
| 50 | 756 | 789.000 | 789.000 | 0.000 | | | | | | | | | | | | | |
| 50 | 1100 | 798.000 | 797.000 | -1.000 | | | | | | | | | | | | | |
| 52 | 451 | 780.000 | 779.000 | -1.000 | | | | | | | | | | | | | |
| 52 | 587 | 790.000 | 789.000 | -1.000 | | | | | | | | | | | | | |
| 52 | 956 | 792.000 | 791.000 | -1.000 | | | | | | | | | | | | | |
| 55 | 198 | 784.000 | 785.000 | 1.000 | | | | | | | | | | | | | |
| 55 | 220 | 791.000 | 790.000 | -1.000 | | | | | | | | | | | | | |
| 55 | 665 | 790.000 | 790.000 | 0.000 | | | | | | | | | | | | | |
| 55 | 818 | 792.000 | 792.000 | 0.000 | | | | | | | | | | | | | |
| 55 | 1057 | 795.000 | 794.000 | -1.000 | | | | | | | | | | | | | |
| 55 | 1137 | 784.000 | 784.000 | 0.000 | | | | | | | | | | | | | |
| 100 | 448 | 792.000 | 792.000 | 0.000 | | | | | | | | | | | | | |
| 100 | 938 | 799.000 | 797.000 | -2.000 | | | | | | | | | | | | | |
| 100 | 1051 | 787.000 | 785.000 | -2.000 | | | | | | | | | | | | | |
| 102 | 921 | 785.000 | 784.000 | -1.000 | | | | | | | | | | | | | |
| 102 | 1113 | 794.000 | 792.000 | -2.000 | | | | | | | | | | | | | |
| 102 | 1234 | 783.000 | 783.000 | 0.000 | | | | | | | | | | | | | |
| 105 | 194 | 785.000 | 785.000 | 0.000 | | | | | | | | | | | | | |
| 105 | 367 | 789.000 | 790.000 | 1.000 | | | | | | | | | | | | | |
| 105 | 440 | 788.000 | 786.000 | -2.000 | | | | | | | | | | | | | |
| 105 | 477 | 784.000 | 783.000 | -1.000 | | | | | | | | | | | | | |
| 105 | 556 | 795.000 | 794.000 | -1.000 | | | | | | | | | | | | | |
| 105 | 1213 | 791.000 | 791.000 | 0.000 | | | | | | | | | | | | | |
| LL | | 787.000 | 785.000 | 787.000 | 786.000 | 780.000 | 789.000 | 778.000 | 783.000 | 777.000 | 788.000 | 789.000 | 779.000 | 784.000 | 785.000 | 783.000 | 783.000 |
| Min | | 787.000 | 785.000 | 787.000 | 786.000 | 780.000 | 789.000 | 778.000 | 783.000 | 777.000 | 788.000 | 789.000 | 779.000 | 784.000 | 785.000 | 783.000 | 783.000 |
| Average | | 792.000 | 789.333 | 789.000 | 791.833 | 785.333 | 791.667 | 786.167 | 788.667 | 787.667 | 793.000 | 791.667 | 786.333 | 789.167 | 791.333 | 786.333 | 788.167 |
| Max | | 799.000 | 793.000 | 791.000 | 796.000 | 791.000 | 794.000 | 795.000 | 795.000 | 795.000 | 797.000 | 797.000 | 791.000 | 794.000 | 797.000 | 792.000 | 794.000 |
| UL | | 900.000 | 900.000 | 900.000 | 900.000 | 900.000 | 900.000 | 900.000 | 900.000 | 900.000 | 900.000 | 900.000 | 900.000 | 900.000 | 900.000 | 900.000 | 900.000 |

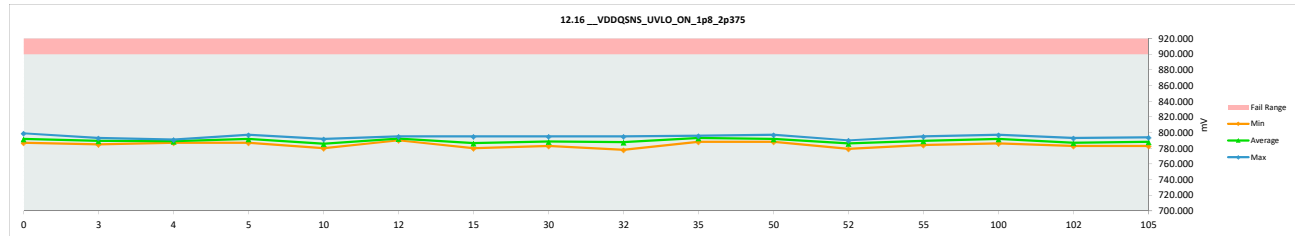


HDR TID Report
TPS7H3302-SP QML CALSS P

| 12.16_VDDQSNS_UVLO_ON_1p8_2p375 | | | | |
|---------------------------------|----------|---------|---------|--------|
| Test Site | Serial # | PRE | POST | Delta |
| 0 | 775 | 790.000 | 790.000 | 0.000 |
| 0 | 1088 | 787.000 | 787.000 | 0.000 |
| 0 | 1106 | 799.000 | 799.000 | 0.000 |
| 3 | 817 | 790.000 | 790.000 | 0.000 |
| 3 | 825 | 785.000 | 785.000 | 0.000 |
| 3 | 833 | 793.000 | 793.000 | 0.000 |
| 4 | 547 | 791.000 | 791.000 | 0.000 |
| 4 | 645 | 789.000 | 789.000 | 0.000 |
| 4 | 788 | 787.000 | 787.000 | 0.000 |
| 5 | 959 | 792.000 | 792.000 | 0.000 |
| 5 | 991 | 792.000 | 792.000 | 0.000 |
| 5 | 1000 | 795.000 | 795.000 | 0.000 |
| 5 | 1011 | 786.000 | 787.000 | 1.000 |
| 5 | 1087 | 797.000 | 797.000 | 0.000 |
| 5 | 1097 | 790.000 | 789.000 | -1.000 |
| 10 | 180 | 785.000 | 785.000 | 0.000 |
| 10 | 236 | 780.000 | 780.000 | 0.000 |
| 10 | 246 | 792.000 | 792.000 | 0.000 |
| 12 | 190 | 790.000 | 790.000 | 0.000 |
| 12 | 266 | 795.000 | 795.000 | 0.000 |
| 12 | 308 | 792.000 | 792.000 | 0.000 |
| 15 | 848 | 795.000 | 795.000 | 0.000 |
| 15 | 878 | 792.000 | 792.000 | 0.000 |
| 15 | 880 | 783.000 | 783.000 | 0.000 |
| 15 | 942 | 780.000 | 780.000 | 0.000 |
| 15 | 947 | 782.000 | 782.000 | 0.000 |
| 15 | 962 | 788.000 | 787.000 | -1.000 |
| 30 | 1141 | 784.000 | 783.000 | -1.000 |
| 30 | 1242 | 795.000 | 795.000 | 0.000 |
| 30 | 1417 | 788.000 | 788.000 | 0.000 |
| 32 | 1126 | 790.000 | 790.000 | 0.000 |
| 32 | 1165 | 778.000 | 778.000 | 0.000 |
| 32 | 1300 | 795.000 | 795.000 | 0.000 |
| 35 | 376 | 797.000 | 796.000 | -1.000 |
| 35 | 405 | 795.000 | 795.000 | 0.000 |
| 35 | 425 | 795.000 | 795.000 | 0.000 |
| 35 | 492 | 792.000 | 792.000 | 0.000 |
| 35 | 501 | 788.000 | 788.000 | 0.000 |
| 35 | 521 | 792.000 | 792.000 | 0.000 |
| 50 | 300 | 792.000 | 790.000 | -2.000 |
| 50 | 756 | 790.000 | 788.000 | -2.000 |
| 50 | 1100 | 797.000 | 797.000 | 0.000 |
| 52 | 451 | 780.000 | 779.000 | -1.000 |
| 52 | 587 | 790.000 | 789.000 | -1.000 |
| 52 | 956 | 792.000 | 790.000 | -2.000 |
| 55 | 198 | 785.000 | 785.000 | 0.000 |
| 55 | 220 | 790.000 | 790.000 | 0.000 |
| 55 | 665 | 791.000 | 790.000 | -1.000 |
| 55 | 818 | 792.000 | 792.000 | 0.000 |
| 55 | 1057 | 795.000 | 795.000 | 0.000 |
| 55 | 1137 | 784.000 | 784.000 | 0.000 |
| 100 | 448 | 793.000 | 793.000 | 0.000 |
| 100 | 938 | 799.000 | 797.000 | -2.000 |
| 100 | 1051 | 788.000 | 786.000 | -2.000 |
| 102 | 921 | 785.000 | 785.000 | 0.000 |
| 102 | 1113 | 793.000 | 793.000 | 0.000 |
| 102 | 1234 | 783.000 | 783.000 | 0.000 |
| 105 | 194 | 785.000 | 785.000 | 0.000 |
| 105 | 367 | 790.000 | 790.000 | 0.000 |
| 105 | 440 | 788.000 | 787.000 | -1.000 |
| 105 | 477 | 783.000 | 783.000 | 0.000 |
| 105 | 556 | 795.000 | 794.000 | -1.000 |
| 105 | 1213 | 793.000 | 790.000 | -3.000 |
| Max | | 799.000 | 799.000 | 1.000 |
| Average | | 789.825 | 789.492 | -0.333 |
| Min | | 778.000 | 778.000 | -3.000 |
| Std Dev | | 4.947 | 4.895 | 0.718 |

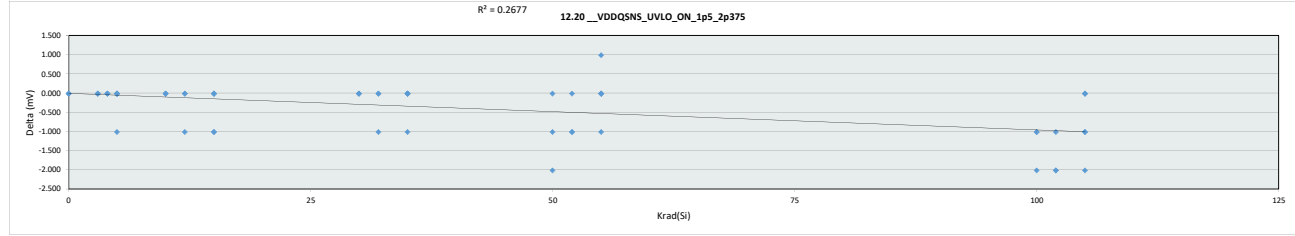


| 12.16_VDDQSNS_UVLO_ON_1 | | | | | | | | | | | | | | | | | |
|-------------------------|----------|---------|---------|---------|---------|---------|---------|---------|---------|---------|---------|---------|---------|---------|---------|---------|---------|
| Test Site | Serial # | PRE | POST | Delta | | | | | | | | | | | | | |
| 0 | 775 | 790.000 | 790.000 | 0.000 | | | | | | | | | | | | | |
| 0 | 1088 | 787.000 | 787.000 | 0.000 | | | | | | | | | | | | | |
| 0 | 1106 | 799.000 | 799.000 | 0.000 | | | | | | | | | | | | | |
| 3 | 817 | 790.000 | 790.000 | 0.000 | | | | | | | | | | | | | |
| 3 | 825 | 785.000 | 785.000 | 0.000 | | | | | | | | | | | | | |
| 3 | 833 | 793.000 | 793.000 | 0.000 | | | | | | | | | | | | | |
| 4 | 547 | 791.000 | 791.000 | 0.000 | | | | | | | | | | | | | |
| 4 | 645 | 789.000 | 789.000 | 0.000 | | | | | | | | | | | | | |
| 4 | 788 | 787.000 | 787.000 | 0.000 | | | | | | | | | | | | | |
| 5 | 959 | 792.000 | 792.000 | 0.000 | | | | | | | | | | | | | |
| 5 | 991 | 792.000 | 792.000 | 0.000 | | | | | | | | | | | | | |
| 5 | 1000 | 795.000 | 795.000 | 0.000 | | | | | | | | | | | | | |
| 5 | 1011 | 786.000 | 787.000 | 1.000 | | | | | | | | | | | | | |
| 5 | 1087 | 797.000 | 797.000 | 0.000 | | | | | | | | | | | | | |
| 5 | 1097 | 790.000 | 789.000 | -1.000 | | | | | | | | | | | | | |
| 10 | 180 | 785.000 | 785.000 | 0.000 | | | | | | | | | | | | | |
| 10 | 236 | 780.000 | 780.000 | 0.000 | | | | | | | | | | | | | |
| 10 | 246 | 792.000 | 792.000 | 0.000 | | | | | | | | | | | | | |
| 12 | 190 | 790.000 | 790.000 | 0.000 | | | | | | | | | | | | | |
| 12 | 266 | 795.000 | 795.000 | 0.000 | | | | | | | | | | | | | |
| 12 | 308 | 792.000 | 792.000 | 0.000 | | | | | | | | | | | | | |
| 15 | 848 | 795.000 | 795.000 | 0.000 | | | | | | | | | | | | | |
| 15 | 878 | 792.000 | 792.000 | 0.000 | | | | | | | | | | | | | |
| 15 | 880 | 783.000 | 783.000 | 0.000 | | | | | | | | | | | | | |
| 15 | 942 | 780.000 | 780.000 | 0.000 | | | | | | | | | | | | | |
| 15 | 947 | 782.000 | 782.000 | 0.000 | | | | | | | | | | | | | |
| 15 | 962 | 788.000 | 787.000 | -1.000 | | | | | | | | | | | | | |
| 30 | 1141 | 784.000 | 783.000 | -1.000 | | | | | | | | | | | | | |
| 30 | 1242 | 795.000 | 795.000 | 0.000 | | | | | | | | | | | | | |
| 30 | 1417 | 788.000 | 788.000 | 0.000 | | | | | | | | | | | | | |
| 32 | 1126 | 790.000 | 790.000 | 0.000 | | | | | | | | | | | | | |
| 32 | 1165 | 778.000 | 778.000 | 0.000 | | | | | | | | | | | | | |
| 32 | 1300 | 795.000 | 795.000 | 0.000 | | | | | | | | | | | | | |
| 35 | 376 | 797.000 | 796.000 | -1.000 | | | | | | | | | | | | | |
| 35 | 405 | 795.000 | 795.000 | 0.000 | | | | | | | | | | | | | |
| 35 | 425 | 795.000 | 795.000 | 0.000 | | | | | | | | | | | | | |
| 35 | 492 | 792.000 | 792.000 | 0.000 | | | | | | | | | | | | | |
| 35 | 501 | 788.000 | 788.000 | 0.000 | | | | | | | | | | | | | |
| 35 | 521 | 792.000 | 792.000 | 0.000 | | | | | | | | | | | | | |
| 50 | 300 | 792.000 | 790.000 | -2.000 | | | | | | | | | | | | | |
| 50 | 756 | 790.000 | 788.000 | -2.000 | | | | | | | | | | | | | |
| 50 | 1100 | 797.000 | 797.000 | 0.000 | | | | | | | | | | | | | |
| 52 | 451 | 780.000 | 779.000 | -1.000 | | | | | | | | | | | | | |
| 52 | 587 | 790.000 | 789.000 | -1.000 | | | | | | | | | | | | | |
| 52 | 956 | 792.000 | 790.000 | -2.000 | | | | | | | | | | | | | |
| 55 | 198 | 785.000 | 785.000 | 0.000 | | | | | | | | | | | | | |
| 55 | 220 | 790.000 | 790.000 | 0.000 | | | | | | | | | | | | | |
| 55 | 665 | 791.000 | 790.000 | -1.000 | | | | | | | | | | | | | |
| 55 | 818 | 792.000 | 792.000 | 0.000 | | | | | | | | | | | | | |
| 55 | 1057 | 795.000 | 795.000 | 0.000 | | | | | | | | | | | | | |
| 55 | 1137 | 784.000 | 784.000 | 0.000 | | | | | | | | | | | | | |
| 100 | 448 | 793.000 | 793.000 | 0.000 | | | | | | | | | | | | | |
| 100 | 938 | 799.000 | 797.000 | -2.000 | | | | | | | | | | | | | |
| 100 | 1051 | 788.000 | 786.000 | -2.000 | | | | | | | | | | | | | |
| 102 | 921 | 785.000 | 785.000 | 0.000 | | | | | | | | | | | | | |
| 102 | 1113 | 793.000 | 793.000 | 0.000 | | | | | | | | | | | | | |
| 102 | 1234 | 783.000 | 783.000 | 0.000 | | | | | | | | | | | | | |
| 105 | 194 | 785.000 | 785.000 | 0.000 | | | | | | | | | | | | | |
| 105 | 367 | 790.000 | 790.000 | 0.000 | | | | | | | | | | | | | |
| 105 | 440 | 788.000 | 787.000 | -1.000 | | | | | | | | | | | | | |
| 105 | 477 | 783.000 | 783.000 | 0.000 | | | | | | | | | | | | | |
| 105 | 556 | 795.000 | 794.000 | -1.000 | | | | | | | | | | | | | |
| 105 | 1213 | 793.000 | 790.000 | -3.000 | | | | | | | | | | | | | |
| LL | | | | | | | | | | | | | | | | | |
| Min | | 787.000 | 785.000 | 787.000 | 787.000 | 780.000 | 790.000 | 780.000 | 783.000 | 778.000 | 788.000 | 788.000 | 779.000 | 784.000 | 786.000 | 783.000 | 783.000 |
| Average | | 792.000 | 789.333 | 789.000 | 792.000 | 785.667 | 792.333 | 786.500 | 788.667 | 787.667 | 793.000 | 791.667 | 786.000 | 789.333 | 792.000 | 787.000 | 788.167 |
| Max | | 799.000 | 793.000 | 791.000 | 797.000 | 792.000 | 795.000 | 795.000 | 795.000 | 795.000 | 796.000 | 797.000 | 790.000 | 795.000 | 797.000 | 793.000 | 794.000 |
| UL | | 900.000 | 900.000 | 900.000 | 900.000 | 900.000 | 900.000 | 900.000 | 900.000 | 900.000 | 900.000 | 900.000 | 900.000 | 900.000 | 900.000 | 900.000 | 900.000 |

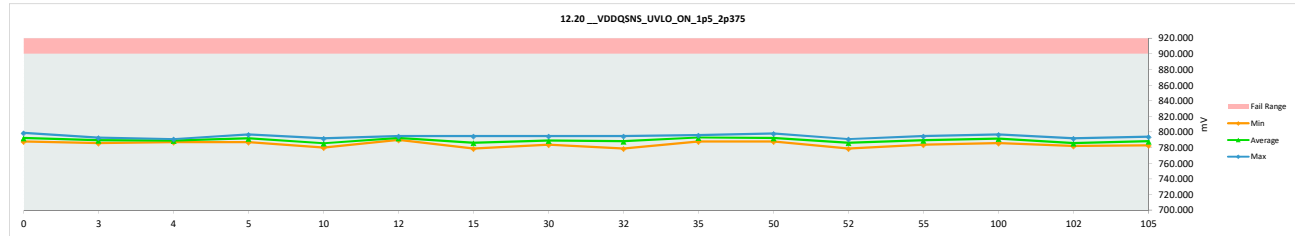


HDR TID Report
TPS7H3302-SP QML CALSS P

| 12.20_VDDQSN5_UVLO_ON_1p5_2p375 | | | | |
|---------------------------------|----------|---------|---------|--------|
| Test Site | Serial # | PRE | POST | Delta |
| 0 | 775 | 790.000 | 790.000 | 0.000 |
| 0 | 1088 | 788.000 | 788.000 | 0.000 |
| 0 | 1106 | 799.000 | 799.000 | 0.000 |
| 3 | 817 | 790.000 | 790.000 | 0.000 |
| 3 | 825 | 786.000 | 786.000 | 0.000 |
| 3 | 833 | 793.000 | 793.000 | 0.000 |
| 4 | 547 | 791.000 | 791.000 | 0.000 |
| 4 | 645 | 789.000 | 789.000 | 0.000 |
| 4 | 788 | 787.000 | 787.000 | 0.000 |
| 5 | 959 | 792.000 | 792.000 | 0.000 |
| 5 | 991 | 793.000 | 792.000 | -1.000 |
| 5 | 1000 | 795.000 | 795.000 | 0.000 |
| 5 | 1011 | 787.000 | 787.000 | 0.000 |
| 5 | 1087 | 797.000 | 797.000 | 0.000 |
| 5 | 1097 | 789.000 | 789.000 | 0.000 |
| 10 | 180 | 785.000 | 785.000 | 0.000 |
| 10 | 236 | 780.000 | 780.000 | 0.000 |
| 10 | 246 | 792.000 | 792.000 | 0.000 |
| 12 | 190 | 790.000 | 790.000 | 0.000 |
| 12 | 266 | 795.000 | 795.000 | 0.000 |
| 12 | 308 | 793.000 | 792.000 | -1.000 |
| 15 | 848 | 795.000 | 795.000 | 0.000 |
| 15 | 878 | 792.000 | 792.000 | 0.000 |
| 15 | 880 | 783.000 | 783.000 | 0.000 |
| 15 | 942 | 780.000 | 779.000 | -1.000 |
| 15 | 947 | 782.000 | 782.000 | 0.000 |
| 15 | 962 | 788.000 | 787.000 | -1.000 |
| 30 | 1141 | 784.000 | 784.000 | 0.000 |
| 30 | 1242 | 795.000 | 795.000 | 0.000 |
| 30 | 1417 | 788.000 | 788.000 | 0.000 |
| 32 | 1126 | 791.000 | 791.000 | 0.000 |
| 32 | 1165 | 779.000 | 779.000 | 0.000 |
| 32 | 1300 | 796.000 | 795.000 | -1.000 |
| 35 | 376 | 797.000 | 796.000 | -1.000 |
| 35 | 405 | 795.000 | 795.000 | 0.000 |
| 35 | 425 | 795.000 | 795.000 | 0.000 |
| 35 | 492 | 792.000 | 792.000 | 0.000 |
| 35 | 501 | 788.000 | 788.000 | 0.000 |
| 35 | 521 | 792.000 | 792.000 | 0.000 |
| 50 | 300 | 792.000 | 791.000 | -1.000 |
| 50 | 756 | 790.000 | 788.000 | -2.000 |
| 50 | 1100 | 798.000 | 798.000 | 0.000 |
| 52 | 451 | 779.000 | 779.000 | 0.000 |
| 52 | 587 | 790.000 | 789.000 | -1.000 |
| 52 | 956 | 792.000 | 791.000 | -1.000 |
| 55 | 198 | 785.000 | 786.000 | 1.000 |
| 55 | 220 | 791.000 | 790.000 | -1.000 |
| 55 | 665 | 791.000 | 791.000 | 0.000 |
| 55 | 818 | 792.000 | 792.000 | 0.000 |
| 55 | 1057 | 795.000 | 795.000 | 0.000 |
| 55 | 1137 | 784.000 | 784.000 | 0.000 |
| 100 | 448 | 793.000 | 792.000 | -1.000 |
| 100 | 938 | 799.000 | 797.000 | -2.000 |
| 100 | 1051 | 787.000 | 786.000 | -1.000 |
| 102 | 921 | 786.000 | 784.000 | -2.000 |
| 102 | 1113 | 794.000 | 792.000 | -2.000 |
| 102 | 1234 | 783.000 | 782.000 | -1.000 |
| 105 | 194 | 785.000 | 785.000 | 0.000 |
| 105 | 367 | 790.000 | 790.000 | 0.000 |
| 105 | 440 | 788.000 | 786.000 | -2.000 |
| 105 | 477 | 783.000 | 783.000 | 0.000 |
| 105 | 556 | 795.000 | 794.000 | -1.000 |
| 105 | 1213 | 792.000 | 791.000 | -1.000 |
| Max | | 799.000 | 799.000 | 1.000 |
| Average | | 789.952 | 789.571 | -0.381 |
| Min | | 779.000 | 779.000 | -2.000 |
| Std Dev | | 4.972 | 4.911 | 0.658 |



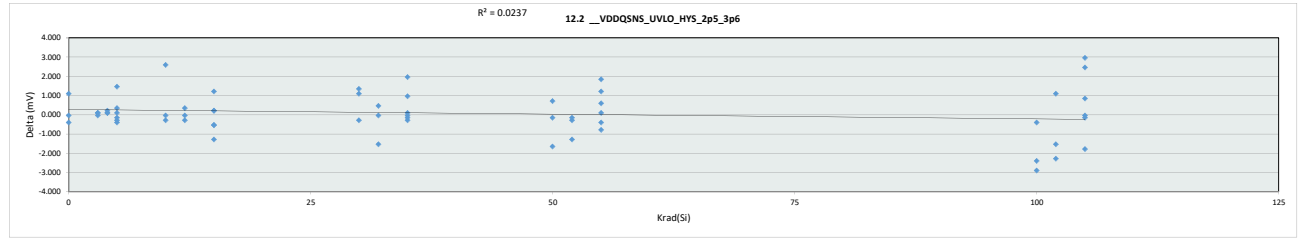
| 12.20_VDDQSN5_UVLO_ON_1 | | | | | | | | | | | | | | | | | |
|-------------------------|----------|---------|---------|---------|---------|---------|---------|---------|---------|---------|---------|---------|---------|---------|---------|---------|---------|
| Test Site | Serial # | PRE | POST | Delta | | | | | | | | | | | | | |
| 0 | 775 | 790.000 | 790.000 | 0.000 | | | | | | | | | | | | | |
| 0 | 1088 | 788.000 | 788.000 | 0.000 | | | | | | | | | | | | | |
| 0 | 1106 | 799.000 | 799.000 | 0.000 | | | | | | | | | | | | | |
| 3 | 817 | 790.000 | 790.000 | 0.000 | | | | | | | | | | | | | |
| 3 | 825 | 786.000 | 786.000 | 0.000 | | | | | | | | | | | | | |
| 3 | 833 | 793.000 | 793.000 | 0.000 | | | | | | | | | | | | | |
| 4 | 547 | 791.000 | 791.000 | 0.000 | | | | | | | | | | | | | |
| 4 | 645 | 789.000 | 789.000 | 0.000 | | | | | | | | | | | | | |
| 4 | 788 | 787.000 | 787.000 | 0.000 | | | | | | | | | | | | | |
| 5 | 959 | 792.000 | 792.000 | 0.000 | | | | | | | | | | | | | |
| 5 | 991 | 793.000 | 792.000 | -1.000 | | | | | | | | | | | | | |
| 5 | 1000 | 795.000 | 795.000 | 0.000 | | | | | | | | | | | | | |
| 5 | 1011 | 787.000 | 787.000 | 0.000 | | | | | | | | | | | | | |
| 5 | 1087 | 797.000 | 797.000 | 0.000 | | | | | | | | | | | | | |
| 5 | 1097 | 789.000 | 789.000 | 0.000 | | | | | | | | | | | | | |
| 10 | 180 | 785.000 | 785.000 | 0.000 | | | | | | | | | | | | | |
| 10 | 236 | 780.000 | 780.000 | 0.000 | | | | | | | | | | | | | |
| 10 | 246 | 792.000 | 792.000 | 0.000 | | | | | | | | | | | | | |
| 12 | 190 | 790.000 | 790.000 | 0.000 | | | | | | | | | | | | | |
| 12 | 266 | 795.000 | 795.000 | 0.000 | | | | | | | | | | | | | |
| 12 | 308 | 793.000 | 792.000 | -1.000 | | | | | | | | | | | | | |
| 15 | 848 | 795.000 | 795.000 | 0.000 | | | | | | | | | | | | | |
| 15 | 878 | 792.000 | 792.000 | 0.000 | | | | | | | | | | | | | |
| 15 | 880 | 783.000 | 783.000 | 0.000 | | | | | | | | | | | | | |
| 15 | 942 | 780.000 | 779.000 | -1.000 | | | | | | | | | | | | | |
| 15 | 947 | 782.000 | 782.000 | 0.000 | | | | | | | | | | | | | |
| 15 | 962 | 788.000 | 787.000 | -1.000 | | | | | | | | | | | | | |
| 30 | 1141 | 784.000 | 784.000 | 0.000 | | | | | | | | | | | | | |
| 30 | 1242 | 795.000 | 795.000 | 0.000 | | | | | | | | | | | | | |
| 30 | 1417 | 788.000 | 788.000 | 0.000 | | | | | | | | | | | | | |
| 32 | 1126 | 791.000 | 791.000 | 0.000 | | | | | | | | | | | | | |
| 32 | 1165 | 779.000 | 779.000 | 0.000 | | | | | | | | | | | | | |
| 32 | 1300 | 796.000 | 795.000 | -1.000 | | | | | | | | | | | | | |
| 35 | 376 | 797.000 | 796.000 | -1.000 | | | | | | | | | | | | | |
| 35 | 405 | 795.000 | 795.000 | 0.000 | | | | | | | | | | | | | |
| 35 | 425 | 795.000 | 795.000 | 0.000 | | | | | | | | | | | | | |
| 35 | 492 | 792.000 | 792.000 | 0.000 | | | | | | | | | | | | | |
| 35 | 501 | 788.000 | 788.000 | 0.000 | | | | | | | | | | | | | |
| 35 | 521 | 792.000 | 792.000 | 0.000 | | | | | | | | | | | | | |
| 50 | 300 | 792.000 | 791.000 | -1.000 | | | | | | | | | | | | | |
| 50 | 756 | 790.000 | 788.000 | -2.000 | | | | | | | | | | | | | |
| 50 | 1100 | 798.000 | 798.000 | 0.000 | | | | | | | | | | | | | |
| 52 | 451 | 779.000 | 779.000 | 0.000 | | | | | | | | | | | | | |
| 52 | 587 | 790.000 | 789.000 | -1.000 | | | | | | | | | | | | | |
| 52 | 956 | 792.000 | 791.000 | -1.000 | | | | | | | | | | | | | |
| 55 | 198 | 785.000 | 786.000 | 1.000 | | | | | | | | | | | | | |
| 55 | 220 | 791.000 | 790.000 | -1.000 | | | | | | | | | | | | | |
| 55 | 665 | 791.000 | 791.000 | 0.000 | | | | | | | | | | | | | |
| 55 | 818 | 792.000 | 792.000 | 0.000 | | | | | | | | | | | | | |
| 55 | 1057 | 795.000 | 795.000 | 0.000 | | | | | | | | | | | | | |
| 55 | 1137 | 784.000 | 784.000 | 0.000 | | | | | | | | | | | | | |
| 100 | 448 | 793.000 | 792.000 | -1.000 | | | | | | | | | | | | | |
| 100 | 938 | 799.000 | 797.000 | -2.000 | | | | | | | | | | | | | |
| 100 | 1051 | 787.000 | 786.000 | -1.000 | | | | | | | | | | | | | |
| 102 | 921 | 786.000 | 784.000 | -2.000 | | | | | | | | | | | | | |
| 102 | 1113 | 794.000 | 792.000 | -2.000 | | | | | | | | | | | | | |
| 102 | 1234 | 783.000 | 782.000 | -1.000 | | | | | | | | | | | | | |
| 105 | 194 | 785.000 | 785.000 | 0.000 | | | | | | | | | | | | | |
| 105 | 367 | 790.000 | 790.000 | 0.000 | | | | | | | | | | | | | |
| 105 | 440 | 788.000 | 786.000 | -2.000 | | | | | | | | | | | | | |
| 105 | 477 | 783.000 | 783.000 | 0.000 | | | | | | | | | | | | | |
| 105 | 556 | 795.000 | 794.000 | -1.000 | | | | | | | | | | | | | |
| 105 | 1213 | 792.000 | 791.000 | -1.000 | | | | | | | | | | | | | |
| LL | | | | | | | | | | | | | | | | | |
| Min | | 788.000 | 786.000 | 787.000 | 787.000 | 780.000 | 790.000 | 779.000 | 784.000 | 779.000 | 788.000 | 788.000 | 779.000 | 784.000 | 786.000 | 782.000 | 783.000 |
| Average | | 792.333 | 789.667 | 789.000 | 792.000 | 785.667 | 792.333 | 786.333 | 789.000 | 788.333 | 793.000 | 792.333 | 786.333 | 789.667 | 791.667 | 786.000 | 788.167 |
| Max | | 799.000 | 793.000 | 791.000 | 797.000 | 792.000 | 795.000 | 795.000 | 795.000 | 795.000 | 796.000 | 798.000 | 791.000 | 795.000 | 797.000 | 792.000 | 794.000 |
| UL | | 900.000 | 900.000 | 900.000 | 900.000 | 900.000 | 900.000 | 900.000 | 900.000 | 900.000 | 900.000 | 900.000 | 900.000 | 900.000 | 900.000 | 900.000 | 900.000 |



HDR TID Report
TPS7H3302-SP QML CALSS P

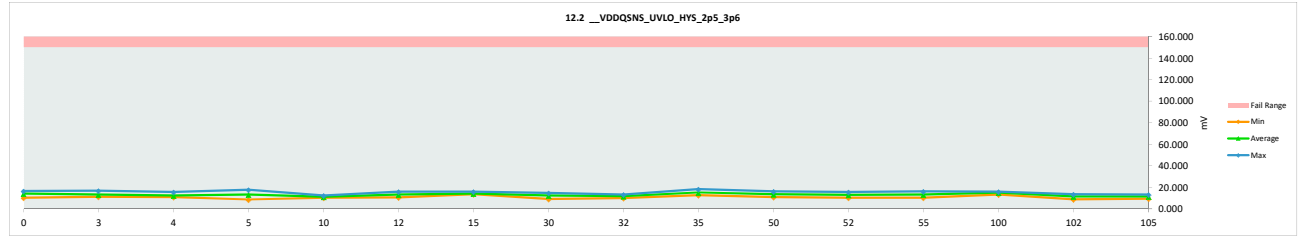
| 12.2_VDDQSN5_UVLO_HYS_2p5_3p6 | | | |
|-------------------------------|-----|-----|--|
| Test Site | | | |
| Tester | | | |
| Test Number | | | |
| Unit | mV | mV | |
| Max Limit | 150 | 150 | |
| Min Limit | | | |

| Krad(Si) | Serial # | PRE | POST | Delta |
|----------|----------|--------|--------|--------|
| 0 | 775 | 15.491 | 16.616 | 1.125 |
| 0 | 1088 | 10.119 | 10.119 | 0.000 |
| 0 | 1106 | 15.741 | 15.366 | -0.375 |
| 3 | 817 | 11.119 | 11.119 | 0.000 |
| 3 | 825 | 16.740 | 16.865 | 0.125 |
| 3 | 833 | 11.618 | 11.743 | 0.125 |
| 4 | 547 | 10.494 | 10.744 | 0.250 |
| 4 | 645 | 15.491 | 15.616 | 0.125 |
| 4 | 788 | 10.744 | 10.869 | 0.125 |
| 5 | 959 | 13.742 | 13.617 | -0.125 |
| 5 | 991 | 13.117 | 14.617 | 1.500 |
| 5 | 1000 | 12.368 | 12.493 | 0.125 |
| 5 | 1011 | 8.245 | 8.620 | 0.375 |
| 5 | 1087 | 13.367 | 13.117 | -0.250 |
| 5 | 1097 | 17.990 | 17.615 | -0.375 |
| 10 | 180 | 7.621 | 10.244 | 2.623 |
| 10 | 236 | 10.744 | 10.744 | 0.000 |
| 10 | 246 | 12.493 | 12.243 | -0.250 |
| 12 | 190 | 10.869 | 10.619 | -0.250 |
| 12 | 266 | 15.866 | 15.866 | 0.000 |
| 12 | 308 | 12.493 | 12.868 | 0.375 |
| 15 | 848 | 14.742 | 14.991 | 0.249 |
| 15 | 878 | 14.742 | 15.991 | 1.249 |
| 15 | 880 | 14.742 | 13.492 | -1.250 |
| 15 | 942 | 13.992 | 13.492 | -0.500 |
| 15 | 947 | 14.367 | 13.867 | -0.500 |
| 15 | 962 | 13.492 | 13.742 | 0.250 |
| 30 | 1141 | 9.245 | 8.995 | -0.250 |
| 30 | 1242 | 13.742 | 14.867 | 1.125 |
| 30 | 1417 | 12.118 | 13.492 | 1.374 |
| 32 | 1126 | 9.994 | 9.994 | 0.000 |
| 32 | 1165 | 14.617 | 13.117 | -1.500 |
| 32 | 1300 | 11.493 | 11.993 | 0.500 |
| 35 | 376 | 18.364 | 18.239 | -0.125 |
| 35 | 405 | 15.741 | 15.741 | 0.000 |
| 35 | 425 | 14.867 | 14.991 | 0.124 |
| 35 | 492 | 10.744 | 12.743 | 1.999 |
| 35 | 501 | 13.492 | 13.242 | -0.250 |
| 35 | 521 | 14.867 | 15.866 | 0.999 |
| 50 | 300 | 11.119 | 10.994 | -0.125 |
| 50 | 756 | 12.368 | 13.118 | 0.750 |
| 50 | 1100 | 17.865 | 16.241 | -1.624 |
| 52 | 451 | 13.492 | 13.242 | -0.250 |
| 52 | 587 | 11.369 | 10.119 | -1.250 |
| 52 | 956 | 15.616 | 15.491 | -0.125 |
| 55 | 198 | 9.744 | 10.369 | 0.625 |
| 55 | 220 | 14.991 | 16.241 | 1.250 |
| 55 | 665 | 12.868 | 12.993 | 0.125 |
| 55 | 818 | 13.492 | 15.366 | 1.874 |
| 55 | 1057 | 11.244 | 10.869 | -0.375 |
| 55 | 1137 | 14.867 | 14.117 | -0.750 |
| 100 | 448 | 16.366 | 15.991 | -0.375 |
| 100 | 938 | 18.489 | 15.616 | -2.873 |
| 100 | 1051 | 15.741 | 13.367 | -2.374 |
| 102 | 921 | 11.244 | 12.368 | 1.124 |
| 102 | 1113 | 15.866 | 13.617 | -2.249 |
| 102 | 1234 | 10.244 | 8.745 | -1.499 |
| 105 | 194 | 10.994 | 10.994 | 0.000 |
| 105 | 367 | 10.369 | 13.367 | 2.998 |
| 105 | 440 | 8.620 | 9.495 | 0.875 |
| 105 | 477 | 12.118 | 10.369 | -1.749 |
| 105 | 556 | 11.244 | 11.119 | -0.125 |
| 105 | 1213 | 9.994 | 12.493 | 2.499 |
| | Max | 18.489 | 18.239 | 2.998 |
| | Average | 13.050 | 13.131 | 0.081 |
| | Min | 7.621 | 8.620 | -2.873 |
| | Std Dev | 2.586 | 2.359 | 1.123 |



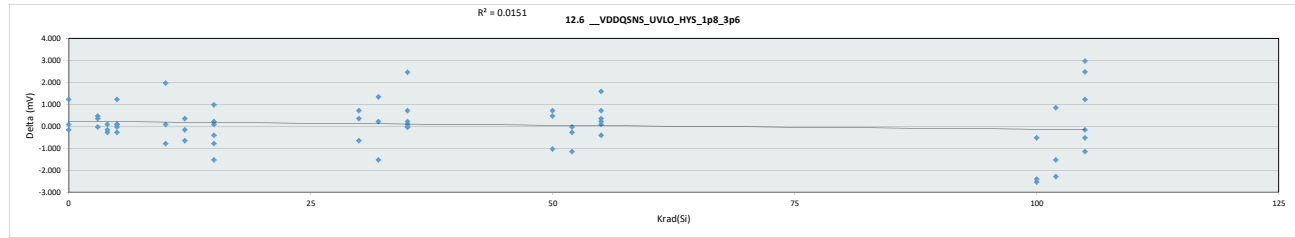
| 12.2_VDDQSN5_UVLO_HYS | | | |
|-----------------------|-----|----|--|
| Test Site | | | |
| Tester | | | |
| Test Number | | | |
| Max Limit | 150 | mV | |
| Min Limit | | mV | |

| Krad(Si) | 0 | 3 | 4 | 5 | 10 | 12 | 15 | 30 | 32 | 35 | 50 | 52 | 55 | 100 | 102 | 105 |
|----------|---------|---------|---------|---------|---------|---------|---------|---------|---------|---------|---------|---------|---------|---------|---------|---------|
| LL | | | | | | | | | | | | | | | | |
| Min | 10.119 | 11.119 | 10.744 | 8.620 | 10.244 | 10.619 | 13.492 | 8.995 | 9.994 | 12.743 | 10.994 | 10.119 | 10.369 | 13.367 | 8.745 | 9.495 |
| Average | 14.034 | 13.242 | 12.410 | 13.347 | 11.077 | 13.118 | 14.263 | 12.451 | 11.701 | 15.137 | 13.451 | 12.951 | 13.326 | 14.991 | 11.577 | 11.306 |
| Max | 16.616 | 16.865 | 15.616 | 17.615 | 12.243 | 15.866 | 15.991 | 14.867 | 13.117 | 18.239 | 16.241 | 15.491 | 16.241 | 15.991 | 13.617 | 13.367 |
| UL | 150.000 | 150.000 | 150.000 | 150.000 | 150.000 | 150.000 | 150.000 | 150.000 | 150.000 | 150.000 | 150.000 | 150.000 | 150.000 | 150.000 | 150.000 | 150.000 |

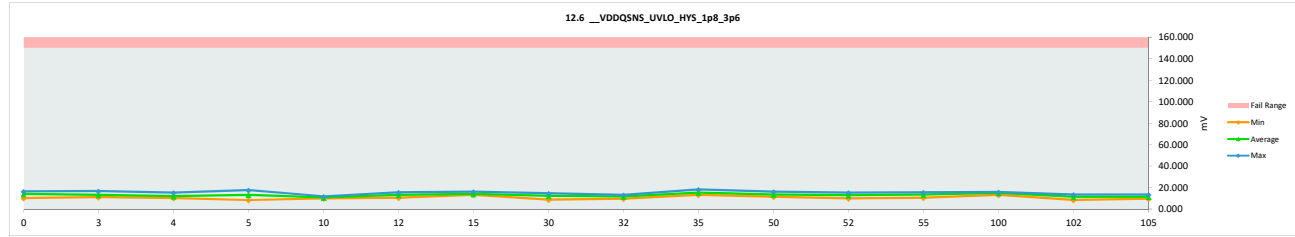


HDR TID Report
TPS7H3302-SP QML CALSS P

| 12.6 __VDDQSNS_UVLO_HYS_1p8_3p6 | | | | |
|---------------------------------|----------|-------------|--------|-----------|
| Test Site | Tester | Test Number | Unit | Max Limit |
| | | | mV | 150 |
| | | | mV | 150 |
| | | | | |
| Krad(Si) | Serial # | PRE | POST | Delta |
| 0 | 775 | 15.241 | 16.491 | 1.250 |
| 0 | 1088 | 10.369 | 10.244 | -0.125 |
| 0 | 1106 | 15.491 | 15.616 | 0.125 |
| 3 | 817 | 11.244 | 11.244 | 0.000 |
| 3 | 825 | 16.366 | 16.865 | 0.499 |
| 3 | 833 | 11.618 | 11.993 | 0.375 |
| 4 | 547 | 10.494 | 10.244 | -0.250 |
| 4 | 645 | 15.616 | 15.491 | -0.125 |
| 4 | 788 | 10.744 | 10.869 | 0.125 |
| 5 | 959 | 13.367 | 13.492 | 0.125 |
| 5 | 991 | 13.117 | 14.367 | 1.250 |
| 5 | 1000 | 12.993 | 13.117 | 0.124 |
| 5 | 1011 | 8.245 | 8.370 | 0.125 |
| 5 | 1087 | 13.492 | 13.242 | -0.250 |
| 5 | 1097 | 17.615 | 17.615 | 0.000 |
| 10 | 180 | 8.120 | 10.119 | 1.999 |
| 10 | 236 | 10.744 | 10.869 | 0.125 |
| 10 | 246 | 12.618 | 11.868 | -0.750 |
| 12 | 190 | 11.119 | 10.494 | -0.625 |
| 12 | 266 | 15.866 | 15.741 | -0.125 |
| 12 | 308 | 12.868 | 13.242 | 0.374 |
| 15 | 848 | 15.491 | 15.616 | 0.125 |
| 15 | 878 | 15.116 | 16.116 | 1.000 |
| 15 | 880 | 14.867 | 13.367 | -1.500 |
| 15 | 942 | 13.992 | 13.242 | -0.750 |
| 15 | 947 | 13.992 | 13.617 | -0.375 |
| 15 | 962 | 13.492 | 13.742 | 0.250 |
| 30 | 1141 | 9.370 | 8.745 | -0.625 |
| 30 | 1242 | 13.867 | 14.617 | 0.750 |
| 30 | 1417 | 13.242 | 13.617 | 0.375 |
| 32 | 1126 | 9.370 | 9.620 | 0.250 |
| 32 | 1165 | 14.866 | 13.367 | -1.499 |
| 32 | 1300 | 10.994 | 12.368 | 1.374 |
| 35 | 376 | 18.364 | 18.364 | 0.000 |
| 35 | 405 | 15.741 | 15.866 | 0.125 |
| 35 | 425 | 15.241 | 15.491 | 0.250 |
| 35 | 492 | 10.744 | 13.242 | 2.498 |
| 35 | 501 | 13.617 | 13.617 | 0.000 |
| 35 | 521 | 15.241 | 15.991 | 0.750 |
| 50 | 300 | 10.619 | 11.369 | 0.750 |
| 50 | 756 | 12.743 | 13.242 | 0.499 |
| 50 | 1100 | 17.365 | 16.366 | -0.999 |
| 52 | 451 | 13.367 | 13.367 | 0.000 |
| 52 | 587 | 11.119 | 9.994 | -1.125 |
| 52 | 956 | 15.616 | 15.366 | -0.250 |
| 55 | 198 | 10.369 | 10.494 | 0.125 |
| 55 | 220 | 14.867 | 15.241 | 0.374 |
| 55 | 665 | 13.118 | 13.367 | 0.249 |
| 55 | 818 | 13.367 | 14.991 | 1.624 |
| 55 | 1057 | 11.244 | 10.869 | -0.375 |
| 55 | 1137 | 14.867 | 15.616 | 0.749 |
| 100 | 448 | 16.241 | 15.741 | -0.500 |
| 100 | 938 | 18.364 | 15.866 | -2.498 |
| 100 | 1051 | 15.616 | 13.242 | -2.374 |
| 102 | 921 | 11.119 | 11.993 | 0.874 |
| 102 | 1113 | 15.741 | 13.492 | -2.249 |
| 102 | 1234 | 10.119 | 8.620 | -1.499 |
| 105 | 194 | 11.244 | 10.744 | -0.500 |
| 105 | 367 | 10.494 | 13.492 | 2.998 |
| 105 | 440 | 8.495 | 9.744 | 1.249 |
| 105 | 477 | 11.868 | 10.744 | -1.124 |
| 105 | 556 | 10.994 | 10.869 | -0.125 |
| 105 | 1213 | 10.244 | 12.743 | 2.499 |
| | Max | 18.364 | 18.364 | 2.998 |
| | Average | 13.082 | 13.171 | 0.089 |
| | Min | 8.120 | 8.370 | -2.498 |
| | Std Dev | 2.542 | 2.396 | 1.061 |



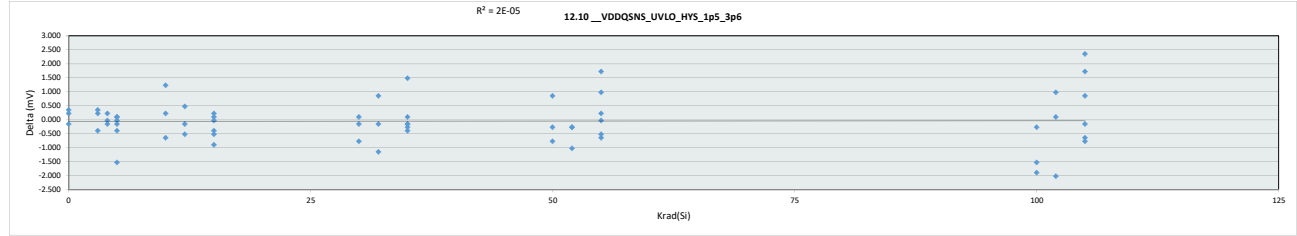
| 12.6 __VDDQSNS_UVLO_HYS_ | | | | | | | | | | | | | | | | |
|--------------------------|---------|-------------|---------|-----------|-----------|---------|---------|---------|---------|---------|---------|---------|---------|---------|---------|---------|
| Test Site | Tester | Test Number | Unit | Max Limit | Min Limit | | | | | | | | | | | |
| | | | mV | 150 | | | | | | | | | | | | |
| | | | mV | | | | | | | | | | | | | |
| Krad(Si) | 0 | 3 | 4 | 5 | 10 | 12 | 15 | 30 | 32 | 35 | 50 | 52 | 55 | 100 | 102 | 105 |
| LL | 10.244 | 11.244 | 10.244 | 8.370 | 10.119 | 10.494 | 13.242 | 8.745 | 9.620 | 13.242 | 11.369 | 9.994 | 10.494 | 13.242 | 8.620 | 9.744 |
| Min | 14.117 | 13.367 | 12.201 | 13.367 | 10.952 | 13.159 | 14.283 | 12.326 | 11.785 | 15.429 | 13.659 | 12.909 | 13.430 | 14.950 | 11.368 | 11.389 |
| Average | 16.491 | 16.865 | 15.491 | 17.615 | 11.868 | 15.741 | 16.116 | 14.617 | 13.367 | 18.364 | 16.366 | 15.366 | 15.616 | 15.866 | 13.492 | 13.492 |
| Max | 150.000 | 150.000 | 150.000 | 150.000 | 150.000 | 150.000 | 150.000 | 150.000 | 150.000 | 150.000 | 150.000 | 150.000 | 150.000 | 150.000 | 150.000 | 150.000 |
| UL | | | | | | | | | | | | | | | | |



HDR TID Report
TPS7H3302-SP QML CALSS P

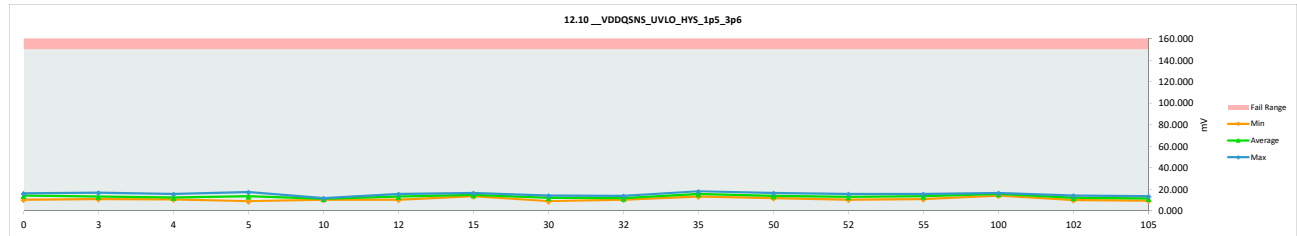
| 12.10_VDDQSN5_UVLO_HYS_1p5_3p6 | | |
|--------------------------------|-----|-----|
| Test Site | | |
| Tester | | |
| Test Number | | |
| Unit | mV | mV |
| Max Limit | 150 | 150 |
| Min Limit | | |

| Krad(Si) | Serial # | PRE | POST | Delta |
|----------|----------|--------|--------|--------|
| 0 | 775 | 16.366 | 16.241 | -0.125 |
| 0 | 1088 | 9.869 | 10.119 | 0.250 |
| 0 | 1106 | 15.366 | 15.741 | 0.375 |
| 3 | 817 | 11.369 | 10.994 | -0.375 |
| 3 | 825 | 16.491 | 16.865 | 0.374 |
| 3 | 833 | 11.493 | 11.743 | 0.250 |
| 4 | 547 | 10.619 | 10.494 | -0.125 |
| 4 | 645 | 15.616 | 15.616 | 0.000 |
| 4 | 788 | 10.744 | 10.994 | 0.250 |
| 5 | 959 | 13.367 | 13.367 | 0.000 |
| 5 | 991 | 14.492 | 12.993 | -1.499 |
| 5 | 1000 | 13.867 | 13.992 | 0.125 |
| 5 | 1011 | 8.995 | 8.870 | -0.125 |
| 5 | 1087 | 13.867 | 13.992 | 0.125 |
| 5 | 1097 | 17.740 | 17.365 | -0.375 |
| 10 | 180 | 8.870 | 10.119 | 1.249 |
| 10 | 236 | 11.493 | 11.743 | 0.250 |
| 10 | 246 | 12.368 | 11.743 | -0.625 |
| 12 | 190 | 10.869 | 10.369 | -0.500 |
| 12 | 266 | 15.866 | 15.741 | -0.125 |
| 12 | 308 | 13.242 | 13.742 | 0.500 |
| 15 | 848 | 16.241 | 16.366 | 0.125 |
| 15 | 878 | 16.116 | 16.366 | 0.250 |
| 15 | 880 | 14.617 | 13.742 | -0.875 |
| 15 | 942 | 13.992 | 13.617 | -0.375 |
| 15 | 947 | 14.367 | 13.867 | -0.500 |
| 15 | 962 | 13.742 | 13.742 | 0.000 |
| 30 | 1141 | 8.995 | 8.870 | -0.125 |
| 30 | 1242 | 13.992 | 14.117 | 0.125 |
| 30 | 1417 | 14.117 | 13.367 | -0.750 |
| 32 | 1126 | 9.245 | 10.119 | 0.874 |
| 32 | 1165 | 14.866 | 13.742 | -1.124 |
| 32 | 1300 | 11.494 | 11.369 | -0.125 |
| 35 | 376 | 18.364 | 18.115 | -0.249 |
| 35 | 405 | 15.866 | 15.741 | -0.125 |
| 35 | 425 | 16.366 | 16.241 | -0.125 |
| 35 | 492 | 11.618 | 13.118 | 1.500 |
| 35 | 501 | 13.992 | 13.617 | -0.375 |
| 35 | 521 | 16.116 | 16.241 | 0.125 |
| 50 | 300 | 10.744 | 11.618 | 0.874 |
| 50 | 756 | 13.367 | 13.118 | -0.249 |
| 50 | 1100 | 17.115 | 16.366 | -0.749 |
| 52 | 451 | 13.617 | 13.367 | -0.250 |
| 52 | 587 | 11.244 | 10.244 | -1.000 |
| 52 | 956 | 15.741 | 15.491 | -0.250 |
| 55 | 198 | 11.119 | 11.119 | 0.000 |
| 55 | 220 | 14.617 | 15.616 | 0.999 |
| 55 | 665 | 13.867 | 14.117 | 0.250 |
| 55 | 818 | 13.367 | 15.116 | 1.749 |
| 55 | 1057 | 11.369 | 10.744 | -0.625 |
| 55 | 1137 | 14.742 | 14.242 | -0.500 |
| 100 | 448 | 16.366 | 16.116 | -0.250 |
| 100 | 938 | 18.364 | 16.491 | -1.873 |
| 100 | 1051 | 15.491 | 13.992 | -1.499 |
| 102 | 921 | 10.994 | 11.993 | 0.999 |
| 102 | 1113 | 15.991 | 13.992 | -1.999 |
| 102 | 1234 | 9.869 | 9.994 | 0.125 |
| 105 | 194 | 11.119 | 10.994 | -0.125 |
| 105 | 367 | 11.244 | 13.617 | 2.373 |
| 105 | 440 | 8.620 | 9.495 | 0.875 |
| 105 | 477 | 11.993 | 11.244 | -0.749 |
| 105 | 556 | 11.618 | 10.994 | -0.624 |
| 105 | 1213 | 11.119 | 12.868 | 1.749 |
| | Max | 18.364 | 18.115 | 2.373 |
| | Average | 13.346 | 13.304 | -0.042 |
| | Min | 8.620 | 8.870 | -1.999 |
| | Std Dev | 2.544 | 2.343 | 0.807 |



| 12.10_VDDQSN5_UVLO_HYS | | |
|------------------------|-----|----|
| Test Site | | |
| Tester | | |
| Test Number | | |
| Max Limit | 150 | mV |
| Min Limit | | mV |

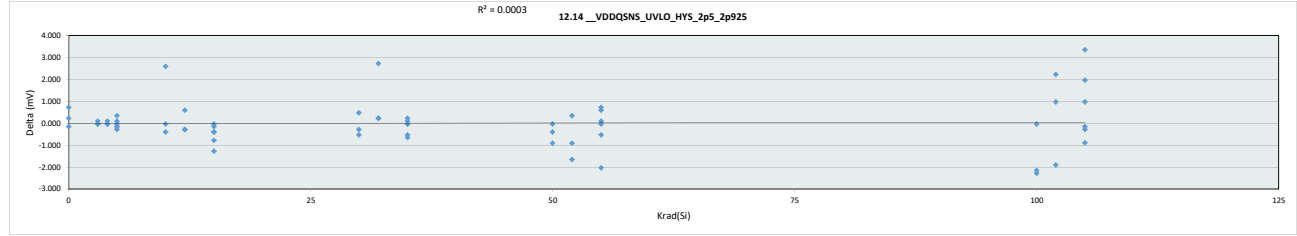
| Krad(Si) | 0 | 3 | 4 | 5 | 10 | 12 | 15 | 30 | 32 | 35 | 50 | 52 | 55 | 100 | 102 | 105 |
|----------|---------|---------|---------|---------|---------|---------|---------|---------|---------|---------|---------|---------|---------|---------|---------|---------|
| LL | | | | | | | | | | | | | | | | |
| Min | 10.119 | 10.994 | 10.494 | 8.870 | 10.119 | 10.369 | 13.617 | 8.870 | 10.119 | 13.118 | 11.618 | 10.244 | 10.744 | 13.992 | 9.994 | 9.495 |
| Average | 14.034 | 13.201 | 12.368 | 13.430 | 11.202 | 13.284 | 14.617 | 12.118 | 11.743 | 15.512 | 13.701 | 13.034 | 13.492 | 15.533 | 11.993 | 11.535 |
| Max | 16.241 | 16.865 | 15.616 | 17.365 | 11.743 | 15.741 | 16.366 | 14.117 | 13.742 | 18.115 | 16.366 | 15.491 | 15.616 | 16.491 | 13.992 | 13.617 |
| UL | 150.000 | 150.000 | 150.000 | 150.000 | 150.000 | 150.000 | 150.000 | 150.000 | 150.000 | 150.000 | 150.000 | 150.000 | 150.000 | 150.000 | 150.000 | 150.000 |



HDR TID Report
TPS7H3302-SP QML CALSS P

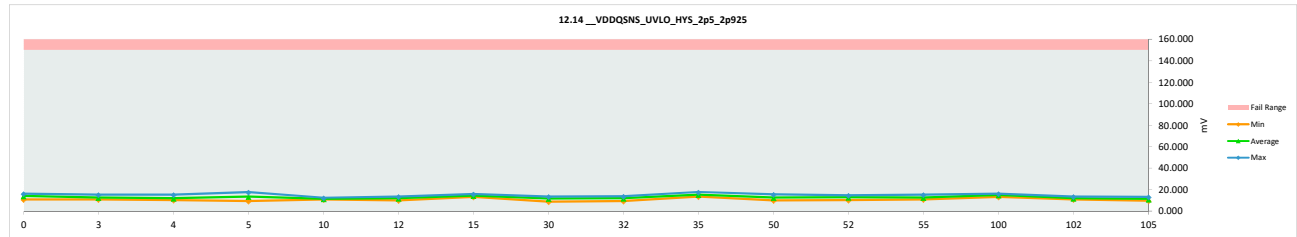
| 12.14_VDDQSN5_UVLO_HYS_2p5_2p92 | | |
|---------------------------------|-----|-----|
| Test Site | | |
| Tester | | |
| Test Number | | |
| Unit | mV | mV |
| Max Limit | 150 | 150 |
| Min Limit | | |

| Krad(Si) | Serial # | PRE | POST | Delta |
|----------|----------|--------|--------|--------|
| 0 | 775 | 15.991 | 16.241 | 0.250 |
| 0 | 1088 | 10.119 | 10.869 | 0.750 |
| 0 | 1106 | 15.241 | 15.116 | -0.125 |
| 3 | 817 | 10.994 | 10.994 | 0.000 |
| 3 | 825 | 15.366 | 15.366 | 0.000 |
| 3 | 833 | 11.369 | 11.493 | 0.124 |
| 4 | 547 | 10.244 | 10.244 | 0.000 |
| 4 | 645 | 15.241 | 15.241 | 0.000 |
| 4 | 788 | 10.494 | 10.619 | 0.125 |
| 5 | 959 | 13.492 | 13.242 | -0.250 |
| 5 | 991 | 13.492 | 13.367 | -0.125 |
| 5 | 1000 | 13.492 | 13.617 | 0.125 |
| 5 | 1011 | 8.870 | 9.245 | 0.375 |
| 5 | 1087 | 15.116 | 15.116 | 0.000 |
| 5 | 1097 | 17.740 | 17.615 | -0.125 |
| 10 | 180 | 8.370 | 10.994 | 2.624 |
| 10 | 236 | 11.119 | 11.119 | 0.000 |
| 10 | 246 | 12.868 | 12.493 | -0.375 |
| 12 | 190 | 10.244 | 9.994 | -0.250 |
| 12 | 266 | 13.117 | 12.868 | -0.249 |
| 12 | 308 | 12.868 | 13.492 | 0.624 |
| 15 | 848 | 15.866 | 15.866 | 0.000 |
| 15 | 878 | 16.116 | 15.991 | -0.125 |
| 15 | 880 | 14.367 | 13.117 | -1.250 |
| 15 | 942 | 14.492 | 13.742 | -0.750 |
| 15 | 947 | 15.116 | 14.742 | -0.374 |
| 15 | 962 | 13.617 | 13.242 | -0.375 |
| 30 | 1141 | 9.245 | 8.745 | -0.500 |
| 30 | 1242 | 12.868 | 13.367 | 0.499 |
| 30 | 1417 | 13.867 | 13.617 | -0.250 |
| 32 | 1126 | 9.120 | 9.370 | 0.250 |
| 32 | 1165 | 13.617 | 13.867 | 0.250 |
| 32 | 1300 | 10.369 | 13.117 | 2.748 |
| 35 | 376 | 18.489 | 17.865 | -0.624 |
| 35 | 405 | 15.616 | 15.866 | 0.250 |
| 35 | 425 | 15.616 | 15.116 | -0.500 |
| 35 | 492 | 13.367 | 13.492 | 0.125 |
| 35 | 501 | 13.617 | 13.617 | 0.000 |
| 35 | 521 | 16.116 | 16.116 | 0.000 |
| 50 | 300 | 10.494 | 10.119 | -0.375 |
| 50 | 756 | 12.493 | 12.493 | 0.000 |
| 50 | 1100 | 16.491 | 15.616 | -0.875 |
| 52 | 451 | 13.367 | 13.742 | 0.375 |
| 52 | 587 | 11.119 | 10.244 | -0.875 |
| 52 | 956 | 16.241 | 14.617 | -1.624 |
| 55 | 198 | 10.119 | 10.744 | 0.625 |
| 55 | 220 | 14.742 | 15.491 | 0.749 |
| 55 | 665 | 12.868 | 10.869 | -1.999 |
| 55 | 818 | 13.367 | 13.492 | 0.125 |
| 55 | 1057 | 10.869 | 10.869 | 0.000 |
| 55 | 1137 | 14.991 | 14.492 | -0.499 |
| 100 | 448 | 16.241 | 16.241 | 0.000 |
| 100 | 938 | 18.239 | 16.116 | -2.123 |
| 100 | 1051 | 15.366 | 13.117 | -2.249 |
| 102 | 921 | 11.119 | 12.118 | 0.999 |
| 102 | 1113 | 15.366 | 13.492 | -1.874 |
| 102 | 1234 | 8.745 | 10.994 | 2.249 |
| 105 | 194 | 11.119 | 10.869 | -0.250 |
| 105 | 367 | 9.994 | 13.367 | 3.373 |
| 105 | 440 | 8.620 | 9.620 | 1.000 |
| 105 | 477 | 11.868 | 10.994 | -0.874 |
| 105 | 556 | 10.994 | 10.869 | -0.125 |
| 105 | 1213 | 9.994 | 11.993 | 1.999 |
| | Max | 18.489 | 17.865 | 3.373 |
| | Average | 13.050 | 13.060 | 0.010 |
| | Min | 8.370 | 8.745 | -2.249 |
| | Std Dev | 2.598 | 2.225 | 1.031 |



| 12.14_VDDQSN5_UVLO_HYS | | |
|------------------------|-----|----|
| Test Site | | |
| Tester | | |
| Test Number | | |
| Max Limit | 150 | mV |
| Min Limit | | mV |

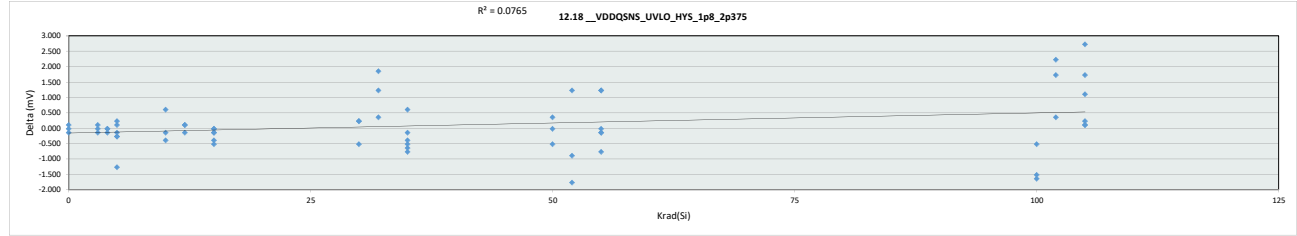
| Krad(Si) | 0 | 3 | 4 | 5 | 10 | 12 | 15 | 30 | 32 | 35 | 50 | 52 | 55 | 100 | 102 | 105 |
|----------|---------|---------|---------|---------|---------|---------|---------|---------|---------|---------|---------|---------|---------|---------|---------|---------|
| LL | | | | | | | | | | | | | | | | |
| Min | 10.869 | 10.994 | 10.244 | 9.245 | 10.994 | 9.994 | 13.117 | 8.745 | 9.370 | 13.492 | 10.119 | 10.244 | 10.744 | 13.117 | 10.994 | 9.620 |
| Average | 14.075 | 12.618 | 12.035 | 13.700 | 11.535 | 12.118 | 14.450 | 11.910 | 12.118 | 15.345 | 12.743 | 12.868 | 12.660 | 15.158 | 12.201 | 11.285 |
| Max | 16.241 | 15.366 | 15.241 | 17.615 | 12.493 | 13.492 | 15.991 | 13.617 | 13.867 | 17.865 | 15.616 | 14.617 | 15.491 | 16.241 | 13.492 | 13.367 |
| UL | 150.000 | 150.000 | 150.000 | 150.000 | 150.000 | 150.000 | 150.000 | 150.000 | 150.000 | 150.000 | 150.000 | 150.000 | 150.000 | 150.000 | 150.000 | 150.000 |



HDR TID Report
TPS7H3302-SP QML CALSS P

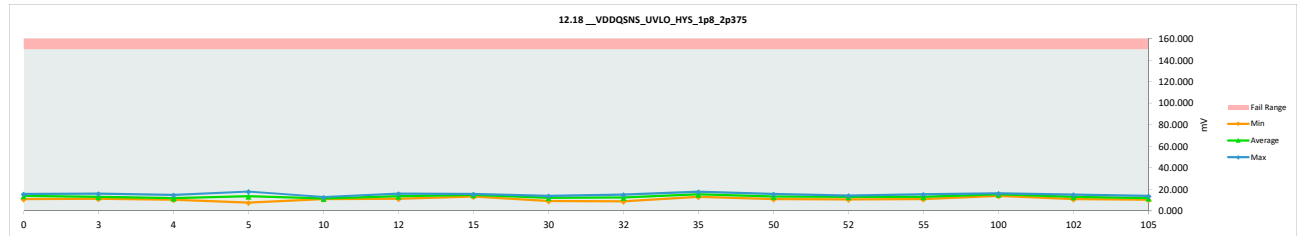
| 12.18_VDDQSN5_UVLO_HYS_1p8_2p37 | | | |
|---------------------------------|-----|-----|--|
| Test Site | | | |
| Tester | | | |
| Test Number | | | |
| Unit | mV | mV | |
| Max Limit | 150 | 150 | |
| Min Limit | | | |

| Krad(Si) | Serial # | PRE | POST | Delta |
|----------|----------|--------|--------|--------|
| 0 | 775 | 15.616 | 15.741 | 0.125 |
| 0 | 1088 | 10.869 | 10.744 | -0.125 |
| 0 | 1106 | 14.991 | 14.991 | 0.000 |
| 3 | 817 | 11.244 | 11.119 | -0.125 |
| 3 | 825 | 15.741 | 15.866 | 0.125 |
| 3 | 833 | 11.493 | 11.493 | 0.000 |
| 4 | 547 | 10.244 | 10.244 | 0.000 |
| 4 | 645 | 14.866 | 14.742 | -0.124 |
| 4 | 788 | 10.494 | 10.494 | 0.000 |
| 5 | 959 | 13.617 | 13.367 | -0.250 |
| 5 | 991 | 13.492 | 13.617 | 0.125 |
| 5 | 1000 | 13.492 | 13.742 | 0.250 |
| 5 | 1011 | 8.870 | 7.621 | -1.249 |
| 5 | 1087 | 15.616 | 15.491 | -0.125 |
| 5 | 1097 | 18.115 | 17.865 | -0.250 |
| 10 | 180 | 10.369 | 10.994 | 0.625 |
| 10 | 236 | 10.994 | 10.869 | -0.125 |
| 10 | 246 | 13.117 | 12.743 | -0.374 |
| 12 | 190 | 11.119 | 11.244 | 0.125 |
| 12 | 266 | 15.741 | 15.866 | 0.125 |
| 12 | 308 | 13.492 | 13.367 | -0.125 |
| 15 | 848 | 15.866 | 15.741 | -0.125 |
| 15 | 878 | 16.116 | 15.741 | -0.375 |
| 15 | 890 | 13.992 | 13.492 | -0.500 |
| 15 | 942 | 14.991 | 14.991 | 0.000 |
| 15 | 947 | 15.366 | 15.241 | -0.125 |
| 15 | 962 | 13.367 | 13.367 | 0.000 |
| 30 | 1141 | 9.619 | 9.120 | -0.499 |
| 30 | 1242 | 13.367 | 13.617 | 0.250 |
| 30 | 1417 | 13.492 | 13.742 | 0.250 |
| 32 | 1126 | 8.370 | 8.745 | 0.375 |
| 32 | 1165 | 13.742 | 14.991 | 1.249 |
| 32 | 1300 | 11.369 | 13.242 | 1.873 |
| 35 | 376 | 18.239 | 17.615 | -0.624 |
| 35 | 405 | 14.867 | 15.491 | 0.624 |
| 35 | 425 | 15.616 | 15.116 | -0.500 |
| 35 | 492 | 13.617 | 12.868 | -0.749 |
| 35 | 501 | 13.617 | 13.492 | -0.125 |
| 35 | 521 | 17.490 | 17.115 | -0.375 |
| 50 | 300 | 10.869 | 10.869 | 0.000 |
| 50 | 756 | 13.492 | 12.993 | -0.499 |
| 50 | 1100 | 15.241 | 15.616 | 0.375 |
| 52 | 451 | 12.868 | 14.117 | 1.249 |
| 52 | 587 | 11.369 | 10.494 | -0.875 |
| 52 | 956 | 15.866 | 14.117 | -1.749 |
| 55 | 198 | 10.994 | 10.994 | 0.000 |
| 55 | 220 | 14.117 | 15.366 | 1.249 |
| 55 | 665 | 11.743 | 11.618 | -0.125 |
| 55 | 818 | 13.617 | 14.867 | 1.250 |
| 55 | 1057 | 11.244 | 11.119 | -0.125 |
| 55 | 1137 | 14.991 | 14.242 | -0.749 |
| 100 | 448 | 16.615 | 16.116 | -0.499 |
| 100 | 938 | 17.740 | 16.116 | -1.624 |
| 100 | 1051 | 15.366 | 13.867 | -1.499 |
| 102 | 921 | 11.119 | 12.868 | 1.749 |
| 102 | 1113 | 14.742 | 15.116 | 0.374 |
| 102 | 1234 | 8.620 | 10.869 | 2.249 |
| 105 | 194 | 10.994 | 11.119 | 0.125 |
| 105 | 367 | 10.994 | 13.742 | 2.748 |
| 105 | 440 | 8.995 | 10.119 | 1.124 |
| 105 | 477 | 10.994 | 11.244 | 0.250 |
| 105 | 556 | 10.869 | 12.618 | 1.749 |
| 105 | 1213 | 11.368 | 11.493 | 0.125 |
| | Max | 18.239 | 17.865 | 2.748 |
| | Average | 13.199 | 13.296 | 0.097 |
| | Min | 8.370 | 7.621 | -1.749 |
| | Std Dev | 2.467 | 2.275 | 0.847 |



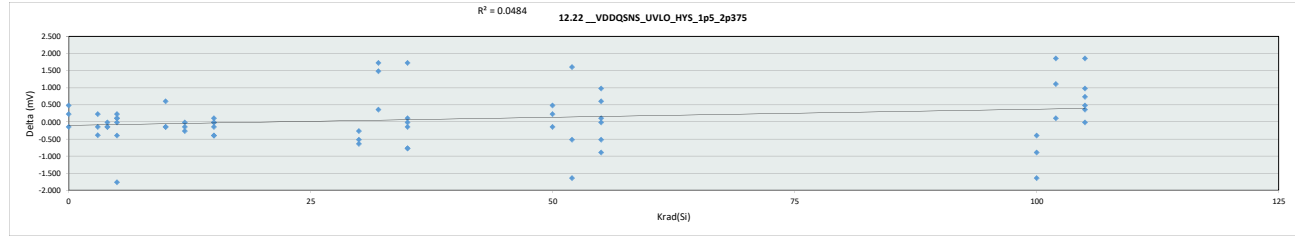
| 12.18_VDDQSN5_UVLO_HYS | | | |
|------------------------|-----|----|--|
| Test Site | | | |
| Tester | | | |
| Test Number | | | |
| Max Limit | 150 | mV | |
| Min Limit | | mV | |

| Krad(Si) | 0 | 3 | 4 | 5 | 10 | 12 | 15 | 30 | 32 | 35 | 50 | 52 | 55 | 100 | 102 | 105 |
|----------|---------|---------|---------|---------|---------|---------|---------|---------|---------|---------|---------|---------|---------|---------|---------|---------|
| LL | | | | | | | | | | | | | | | | |
| Min | 10.744 | 11.119 | 10.244 | 7.621 | 10.869 | 11.244 | 13.367 | 9.120 | 8.745 | 12.868 | 10.869 | 10.494 | 10.994 | 13.867 | 10.869 | 10.119 |
| Average | 13.825 | 12.826 | 11.827 | 13.617 | 11.535 | 13.492 | 14.762 | 12.160 | 12.326 | 15.283 | 13.159 | 12.909 | 13.034 | 15.366 | 12.951 | 11.723 |
| Max | 15.741 | 15.866 | 14.742 | 17.865 | 12.743 | 15.866 | 15.741 | 13.742 | 14.991 | 17.615 | 15.616 | 14.117 | 15.366 | 16.116 | 15.116 | 13.742 |
| UL | 150.000 | 150.000 | 150.000 | 150.000 | 150.000 | 150.000 | 150.000 | 150.000 | 150.000 | 150.000 | 150.000 | 150.000 | 150.000 | 150.000 | 150.000 | 150.000 |

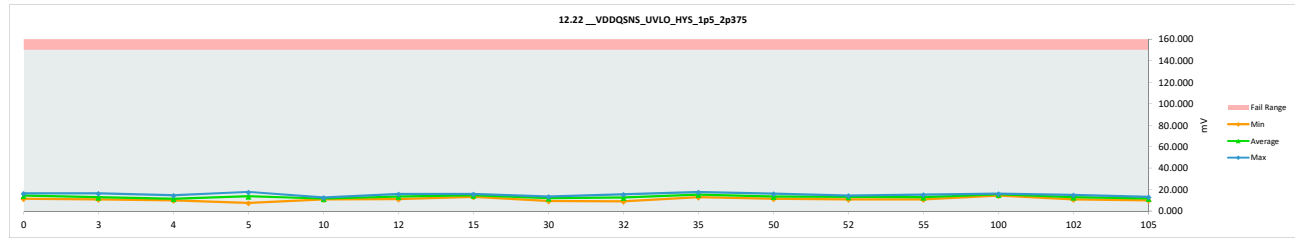


HDR TID Report
TPS7H3302-SP QML CALSS P

| 12.22_VDDQSN5_UVLO_HYS_1p5_2p37 | | | | |
|---------------------------------|----------|--------|--------|--------|
| Test Site | Serial # | PRE | POST | Delta |
| 0 | 775 | 16.241 | 16.491 | 0.250 |
| 0 | 1088 | 11.493 | 11.369 | -0.124 |
| 0 | 1106 | 14.867 | 15.366 | 0.499 |
| 3 | 817 | 10.994 | 10.869 | -0.125 |
| 3 | 825 | 16.241 | 16.491 | 0.250 |
| 3 | 833 | 11.618 | 11.244 | -0.374 |
| 4 | 547 | 9.994 | 9.869 | -0.125 |
| 4 | 645 | 14.867 | 14.742 | -0.125 |
| 4 | 788 | 10.244 | 10.244 | 0.000 |
| 5 | 959 | 13.617 | 13.617 | 0.000 |
| 5 | 991 | 14.117 | 13.742 | -0.375 |
| 5 | 1000 | 13.492 | 13.617 | 0.125 |
| 5 | 1011 | 9.370 | 7.621 | -1.749 |
| 5 | 1087 | 15.616 | 15.866 | 0.250 |
| 5 | 1097 | 17.740 | 17.865 | 0.125 |
| 10 | 180 | 10.494 | 11.119 | 0.625 |
| 10 | 236 | 10.994 | 10.869 | -0.125 |
| 10 | 246 | 12.868 | 12.743 | -0.125 |
| 12 | 190 | 11.244 | 11.119 | -0.125 |
| 12 | 266 | 15.866 | 15.866 | 0.000 |
| 12 | 308 | 13.617 | 13.367 | -0.250 |
| 15 | 848 | 15.741 | 15.866 | 0.125 |
| 15 | 878 | 16.116 | 15.741 | -0.375 |
| 15 | 880 | 13.992 | 13.992 | 0.000 |
| 15 | 942 | 14.991 | 14.866 | -0.125 |
| 15 | 947 | 15.491 | 15.116 | -0.375 |
| 15 | 962 | 13.367 | 13.367 | 0.000 |
| 30 | 1141 | 9.744 | 9.495 | -0.249 |
| 30 | 1242 | 14.117 | 13.617 | -0.500 |
| 30 | 1417 | 14.117 | 13.492 | -0.625 |
| 32 | 1126 | 8.745 | 9.120 | 0.375 |
| 32 | 1165 | 13.992 | 15.741 | 1.749 |
| 32 | 1300 | 11.868 | 13.367 | 1.499 |
| 35 | 376 | 18.239 | 17.490 | -0.749 |
| 35 | 405 | 13.617 | 15.366 | 1.749 |
| 35 | 425 | 15.741 | 15.741 | 0.000 |
| 35 | 492 | 13.617 | 12.868 | -0.749 |
| 35 | 501 | 13.617 | 13.492 | -0.125 |
| 35 | 521 | 17.615 | 17.740 | 0.125 |
| 50 | 300 | 10.869 | 11.369 | 0.500 |
| 50 | 756 | 13.617 | 13.492 | -0.125 |
| 50 | 1100 | 15.866 | 16.116 | 0.250 |
| 52 | 451 | 12.743 | 14.367 | 1.624 |
| 52 | 587 | 11.244 | 10.744 | -0.500 |
| 52 | 956 | 15.866 | 14.242 | -1.624 |
| 55 | 198 | 11.244 | 11.868 | 0.624 |
| 55 | 220 | 14.492 | 15.491 | 0.999 |
| 55 | 665 | 11.868 | 11.868 | 0.000 |
| 55 | 818 | 13.492 | 13.617 | 0.125 |
| 55 | 1057 | 11.743 | 10.869 | -0.874 |
| 55 | 1137 | 14.991 | 14.492 | -0.499 |
| 100 | 448 | 16.241 | 15.866 | -0.375 |
| 100 | 938 | 17.740 | 16.116 | -1.624 |
| 100 | 1051 | 15.241 | 14.367 | -0.874 |
| 102 | 921 | 11.618 | 12.743 | 1.125 |
| 102 | 1113 | 14.867 | 14.991 | 0.124 |
| 102 | 1234 | 8.870 | 10.744 | 1.874 |
| 105 | 194 | 10.869 | 11.244 | 0.375 |
| 105 | 367 | 11.493 | 13.367 | 1.874 |
| 105 | 440 | 8.995 | 9.994 | 0.999 |
| 105 | 477 | 11.369 | 11.369 | 0.000 |
| 105 | 556 | 11.244 | 11.993 | 0.749 |
| 105 | 1213 | 11.369 | 11.868 | 0.499 |
| Max | | 18.239 | 17.865 | 1.874 |
| Average | | 13.306 | 13.393 | 0.087 |
| Min | | 8.745 | 7.621 | -1.749 |
| Std Dev | | 2.414 | 2.316 | 0.769 |

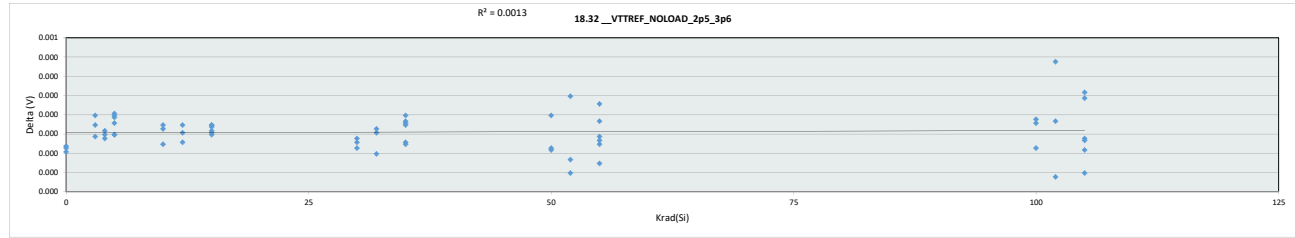


| 12.22_VDDQSN5_UVLO_HYS | | | | | | | | | | | | | | |
|------------------------|----------|--------|--------|--------|--------|---------|--|--|--|--|--|--|--|--|
| Test Site | Serial # | PRE | POST | Delta | LL | UL | | | | | | | | |
| 0 | 775 | 16.241 | 16.491 | 0.250 | 11.369 | 150.000 | | | | | | | | |
| 0 | 1088 | 11.493 | 11.369 | -0.124 | 14.409 | 150.000 | | | | | | | | |
| 0 | 1106 | 14.867 | 15.366 | 0.499 | 16.491 | 150.000 | | | | | | | | |
| 3 | 817 | 10.994 | 10.869 | -0.125 | 10.869 | 150.000 | | | | | | | | |
| 3 | 825 | 16.241 | 16.491 | 0.250 | 9.869 | 150.000 | | | | | | | | |
| 3 | 833 | 11.618 | 11.244 | -0.374 | 7.621 | 150.000 | | | | | | | | |
| 4 | 547 | 9.994 | 9.869 | -0.125 | 10.869 | 150.000 | | | | | | | | |
| 4 | 645 | 14.867 | 14.742 | -0.125 | 11.119 | 150.000 | | | | | | | | |
| 4 | 788 | 10.244 | 10.244 | 0.000 | 10.869 | 150.000 | | | | | | | | |
| 5 | 959 | 13.617 | 13.617 | 0.000 | 11.119 | 150.000 | | | | | | | | |
| 5 | 991 | 14.117 | 13.742 | -0.375 | 13.367 | 150.000 | | | | | | | | |
| 5 | 1000 | 13.492 | 13.617 | 0.125 | 9.495 | 150.000 | | | | | | | | |
| 5 | 1011 | 9.370 | 7.621 | -1.749 | 9.120 | 150.000 | | | | | | | | |
| 5 | 1087 | 15.616 | 15.866 | 0.250 | 12.868 | 150.000 | | | | | | | | |
| 5 | 1097 | 17.740 | 17.865 | 0.125 | 11.369 | 150.000 | | | | | | | | |
| 10 | 180 | 10.494 | 11.119 | 0.625 | 10.744 | 150.000 | | | | | | | | |
| 10 | 236 | 10.994 | 10.869 | -0.125 | 10.869 | 150.000 | | | | | | | | |
| 10 | 246 | 12.868 | 12.743 | -0.125 | 13.034 | 150.000 | | | | | | | | |
| 12 | 190 | 11.244 | 11.119 | -0.125 | 14.367 | 150.000 | | | | | | | | |
| 12 | 266 | 15.866 | 15.866 | 0.000 | 10.744 | 150.000 | | | | | | | | |
| 12 | 308 | 13.617 | 13.367 | -0.250 | 9.994 | 150.000 | | | | | | | | |
| 15 | 848 | 15.741 | 15.866 | 0.125 | 15.450 | 150.000 | | | | | | | | |
| 15 | 878 | 16.116 | 15.741 | -0.375 | 13.659 | 150.000 | | | | | | | | |
| 15 | 880 | 13.992 | 13.992 | 0.000 | 13.118 | 150.000 | | | | | | | | |
| 15 | 942 | 14.991 | 14.866 | -0.125 | 13.034 | 150.000 | | | | | | | | |
| 15 | 947 | 15.491 | 15.116 | -0.375 | 15.450 | 150.000 | | | | | | | | |
| 15 | 962 | 13.367 | 13.367 | 0.000 | 16.116 | 150.000 | | | | | | | | |
| 30 | 1141 | 9.744 | 9.495 | -0.249 | 15.450 | 150.000 | | | | | | | | |
| 30 | 1242 | 14.117 | 13.617 | -0.500 | 15.741 | 150.000 | | | | | | | | |
| 30 | 1417 | 14.117 | 13.492 | -0.625 | 17.740 | 150.000 | | | | | | | | |
| 32 | 1126 | 8.745 | 9.120 | 0.375 | 16.116 | 150.000 | | | | | | | | |
| 32 | 1165 | 13.992 | 15.741 | 1.749 | 15.450 | 150.000 | | | | | | | | |
| 32 | 1300 | 11.868 | 13.367 | 1.499 | 14.367 | 150.000 | | | | | | | | |
| 35 | 376 | 18.239 | 17.490 | -0.749 | 16.116 | 150.000 | | | | | | | | |
| 35 | 405 | 13.617 | 15.366 | 1.749 | 15.450 | 150.000 | | | | | | | | |
| 35 | 425 | 15.741 | 15.741 | 0.000 | 15.450 | 150.000 | | | | | | | | |
| 35 | 492 | 13.617 | 12.868 | -0.749 | 15.450 | 150.000 | | | | | | | | |
| 35 | 501 | 13.617 | 13.492 | -0.125 | 15.450 | 150.000 | | | | | | | | |
| 35 | 521 | 17.615 | 17.740 | 0.125 | 15.450 | 150.000 | | | | | | | | |
| 50 | 300 | 10.869 | 11.369 | 0.500 | 15.450 | 150.000 | | | | | | | | |
| 50 | 756 | 13.617 | 13.492 | -0.125 | 15.450 | 150.000 | | | | | | | | |
| 50 | 1100 | 15.866 | 16.116 | 0.250 | 15.450 | 150.000 | | | | | | | | |
| 52 | 451 | 12.743 | 14.367 | 1.624 | 15.450 | 150.000 | | | | | | | | |
| 52 | 587 | 11.244 | 10.744 | -0.500 | 15.450 | 150.000 | | | | | | | | |
| 52 | 956 | 15.866 | 14.242 | -1.624 | 15.450 | 150.000 | | | | | | | | |
| 55 | 198 | 11.244 | 11.868 | 0.624 | 15.450 | 150.000 | | | | | | | | |
| 55 | 220 | 14.492 | 15.491 | 0.999 | 15.450 | 150.000 | | | | | | | | |
| 55 | 665 | 11.868 | 11.868 | 0.000 | 15.450 | 150.000 | | | | | | | | |
| 55 | 818 | 13.492 | 13.617 | 0.125 | 15.450 | 150.000 | | | | | | | | |
| 55 | 1057 | 11.743 | 10.869 | -0.874 | 15.450 | 150.000 | | | | | | | | |
| 55 | 1137 | 14.991 | 14.492 | -0.499 | 15.450 | 150.000 | | | | | | | | |
| 100 | 448 | 16.241 | 15.866 | -0.375 | 15.450 | 150.000 | | | | | | | | |
| 100 | 938 | 17.740 | 16.116 | -1.624 | 15.450 | 150.000 | | | | | | | | |
| 100 | 1051 | 15.241 | 14.367 | -0.874 | 15.450 | 150.000 | | | | | | | | |
| 102 | 921 | 11.618 | 12.743 | 1.125 | 15.450 | 150.000 | | | | | | | | |
| 102 | 1113 | 14.867 | 14.991 | 0.124 | 15.450 | 150.000 | | | | | | | | |
| 102 | 1234 | 8.870 | 10.744 | 1.874 | 15.450 | 150.000 | | | | | | | | |
| 105 | 194 | 10.869 | 11.244 | 0.375 | 15.450 | 150.000 | | | | | | | | |
| 105 | 367 | 11.493 | 13.367 | 1.874 | 15.450 | 150.000 | | | | | | | | |
| 105 | 440 | 8.995 | 9.994 | 0.999 | 15.450 | 150.000 | | | | | | | | |
| 105 | 477 | 11.369 | 11.369 | 0.000 | 15.450 | 150.000 | | | | | | | | |
| 105 | 556 | 11.244 | 11.993 | 0.749 | 15.450 | 150.000 | | | | | | | | |
| 105 | 1213 | 11.369 | 11.868 | 0.499 | 15.450 | 150.000 | | | | | | | | |

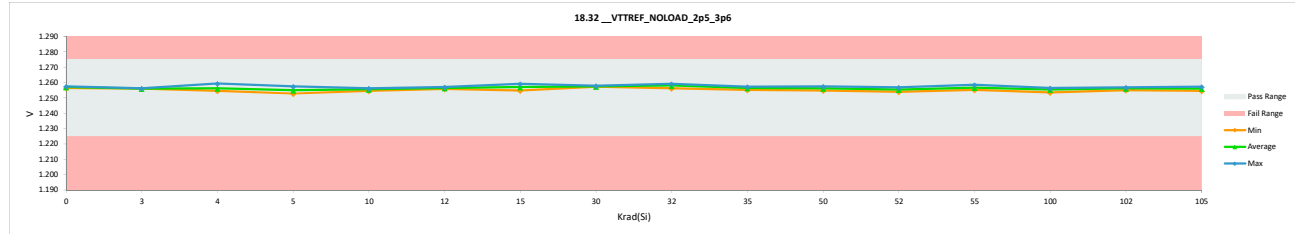


HDR TID Report
TPS7H3302-SP QML CALSS P

| 18.32_VTTREF_NOLOAD_2p5_3p6 | | | | |
|-----------------------------|----------|-------------|-------|-----------|
| Test Site | Tester | Test Number | Unit | Max Limit |
| | | | V | 1.275 |
| | | | V | 1.225 |
| Krad(Si) | Serial # | PRE | POST | Delta |
| 0 | 775 | 1.257 | 1.256 | 0.000 |
| 0 | 1088 | 1.258 | 1.258 | 0.000 |
| 0 | 1106 | 1.257 | 1.257 | 0.000 |
| 3 | 817 | 1.256 | 1.256 | 0.000 |
| 3 | 825 | 1.256 | 1.256 | 0.000 |
| 3 | 833 | 1.256 | 1.256 | 0.000 |
| 4 | 547 | 1.255 | 1.255 | 0.000 |
| 4 | 645 | 1.255 | 1.255 | 0.000 |
| 4 | 788 | 1.259 | 1.259 | 0.000 |
| 5 | 959 | 1.256 | 1.256 | 0.000 |
| 5 | 991 | 1.254 | 1.254 | 0.000 |
| 5 | 1000 | 1.253 | 1.253 | 0.000 |
| 5 | 1011 | 1.254 | 1.254 | 0.000 |
| 5 | 1087 | 1.258 | 1.258 | 0.000 |
| 5 | 1097 | 1.257 | 1.257 | 0.000 |
| 10 | 180 | 1.256 | 1.256 | 0.000 |
| 10 | 236 | 1.256 | 1.256 | 0.000 |
| 10 | 246 | 1.255 | 1.255 | 0.000 |
| 12 | 190 | 1.257 | 1.257 | 0.000 |
| 12 | 266 | 1.256 | 1.256 | 0.000 |
| 12 | 308 | 1.257 | 1.257 | 0.000 |
| 15 | 848 | 1.259 | 1.259 | 0.000 |
| 15 | 878 | 1.255 | 1.255 | 0.000 |
| 15 | 880 | 1.258 | 1.258 | 0.000 |
| 15 | 942 | 1.257 | 1.257 | 0.000 |
| 15 | 947 | 1.256 | 1.256 | 0.000 |
| 15 | 962 | 1.259 | 1.259 | 0.000 |
| 30 | 1141 | 1.258 | 1.258 | 0.000 |
| 30 | 1242 | 1.257 | 1.257 | 0.000 |
| 30 | 1417 | 1.258 | 1.258 | 0.000 |
| 32 | 1126 | 1.257 | 1.256 | 0.000 |
| 32 | 1165 | 1.258 | 1.259 | 0.000 |
| 32 | 1300 | 1.259 | 1.259 | 0.000 |
| 35 | 376 | 1.257 | 1.257 | 0.000 |
| 35 | 405 | 1.256 | 1.256 | 0.000 |
| 35 | 425 | 1.257 | 1.257 | 0.000 |
| 35 | 492 | 1.256 | 1.256 | 0.000 |
| 35 | 501 | 1.257 | 1.257 | 0.000 |
| 35 | 521 | 1.255 | 1.255 | 0.000 |
| 50 | 300 | 1.255 | 1.255 | 0.000 |
| 50 | 756 | 1.257 | 1.257 | 0.000 |
| 50 | 1100 | 1.258 | 1.257 | 0.000 |
| 52 | 451 | 1.257 | 1.257 | 0.000 |
| 52 | 587 | 1.255 | 1.255 | 0.000 |
| 52 | 956 | 1.254 | 1.254 | 0.000 |
| 55 | 198 | 1.257 | 1.257 | 0.000 |
| 55 | 220 | 1.255 | 1.255 | 0.000 |
| 55 | 665 | 1.256 | 1.256 | 0.000 |
| 55 | 818 | 1.256 | 1.256 | 0.000 |
| 55 | 1057 | 1.259 | 1.259 | 0.000 |
| 55 | 1137 | 1.258 | 1.258 | 0.000 |
| 100 | 448 | 1.253 | 1.254 | 0.000 |
| 100 | 938 | 1.256 | 1.257 | 0.000 |
| 100 | 1051 | 1.256 | 1.256 | 0.000 |
| 102 | 921 | 1.257 | 1.257 | 0.000 |
| 102 | 1113 | 1.257 | 1.257 | 0.000 |
| 102 | 1234 | 1.256 | 1.255 | 0.000 |
| 105 | 194 | 1.256 | 1.256 | 0.000 |
| 105 | 367 | 1.255 | 1.255 | 0.000 |
| 105 | 440 | 1.255 | 1.255 | 0.000 |
| 105 | 477 | 1.257 | 1.257 | 0.000 |
| 105 | 556 | 1.257 | 1.256 | 0.000 |
| 105 | 1213 | 1.257 | 1.257 | 0.000 |
| | Max | 1.259 | 1.259 | 0.000 |
| | Average | 1.256 | 1.256 | 0.000 |
| | Min | 1.253 | 1.253 | 0.000 |
| | Std Dev | 0.001 | 0.001 | 0.000 |

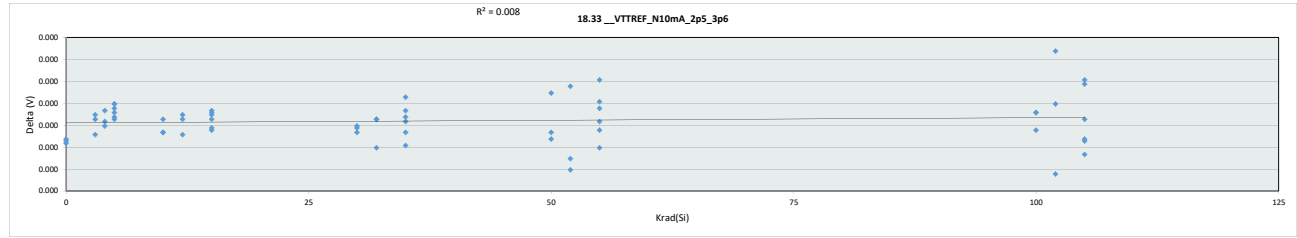


| 18.32_VTTREF_NOLOAD_2p5 | | | | | | | | | | | | | | | | |
|-------------------------|--------|-------------|-------|-----------|-----------|-------|-------|-------|-------|-------|-------|-------|-------|-------|-------|-------|
| Test Site | Tester | Test Number | Unit | Max Limit | Min Limit | | | | | | | | | | | |
| | | | V | 1.275 | 1.225 | | | | | | | | | | | |
| | | | V | 1.225 | 1.275 | | | | | | | | | | | |
| Krad(Si) | 0 | 3 | 4 | 5 | 10 | 12 | 15 | 30 | 32 | 35 | 50 | 52 | 55 | 100 | 102 | 105 |
| LL | 1.225 | 1.225 | 1.225 | 1.225 | 1.225 | 1.225 | 1.225 | 1.225 | 1.225 | 1.225 | 1.225 | 1.225 | 1.225 | 1.225 | 1.225 | 1.225 |
| Min | 1.256 | 1.256 | 1.255 | 1.253 | 1.255 | 1.256 | 1.255 | 1.257 | 1.256 | 1.255 | 1.256 | 1.255 | 1.254 | 1.255 | 1.254 | 1.255 |
| Average | 1.257 | 1.256 | 1.256 | 1.255 | 1.256 | 1.257 | 1.257 | 1.258 | 1.258 | 1.257 | 1.256 | 1.255 | 1.257 | 1.255 | 1.256 | 1.256 |
| Max | 1.258 | 1.256 | 1.259 | 1.258 | 1.256 | 1.257 | 1.259 | 1.258 | 1.259 | 1.257 | 1.257 | 1.257 | 1.259 | 1.257 | 1.257 | 1.257 |
| UL | 1.275 | 1.275 | 1.275 | 1.275 | 1.275 | 1.275 | 1.275 | 1.275 | 1.275 | 1.275 | 1.275 | 1.275 | 1.275 | 1.275 | 1.275 | 1.275 |

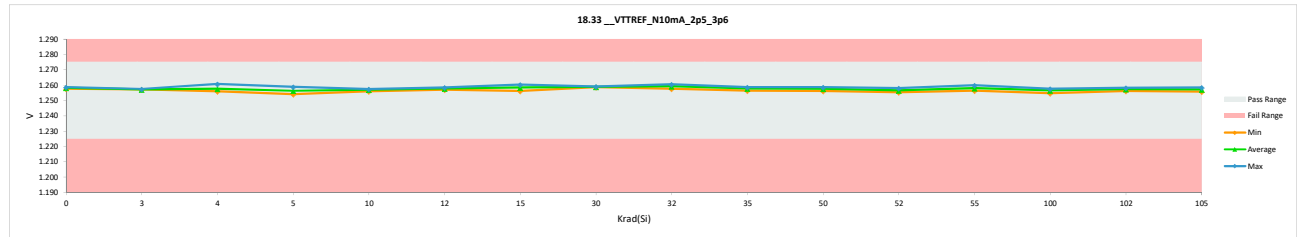


HDR TID Report
TPS7H3302-SP QML CALSS P

| 18.33_VTTREF_N10mA_2p5_3p6 | | | | |
|----------------------------|----------|-------------|-------|-------|
| Test Site | Tester | Test Number | Unit | |
| | | V | V | |
| Max Limit | 1.275 | 1.275 | | |
| Min Limit | 1.225 | 1.225 | | |
| Krad(Si) | Serial # | PRE | POST | Delta |
| 0 | 775 | 1.258 | 1.258 | 0.000 |
| 0 | 1088 | 1.259 | 1.259 | 0.000 |
| 0 | 1106 | 1.259 | 1.259 | 0.000 |
| 3 | 817 | 1.257 | 1.257 | 0.000 |
| 3 | 825 | 1.258 | 1.258 | 0.000 |
| 3 | 833 | 1.257 | 1.257 | 0.000 |
| 4 | 547 | 1.256 | 1.256 | 0.000 |
| 4 | 645 | 1.256 | 1.256 | 0.000 |
| 4 | 788 | 1.261 | 1.261 | 0.000 |
| 5 | 959 | 1.257 | 1.257 | 0.000 |
| 5 | 991 | 1.255 | 1.255 | 0.000 |
| 5 | 1000 | 1.254 | 1.254 | 0.000 |
| 5 | 1011 | 1.255 | 1.255 | 0.000 |
| 5 | 1087 | 1.259 | 1.259 | 0.000 |
| 5 | 1097 | 1.258 | 1.258 | 0.000 |
| 10 | 180 | 1.257 | 1.257 | 0.000 |
| 10 | 236 | 1.258 | 1.258 | 0.000 |
| 10 | 246 | 1.256 | 1.256 | 0.000 |
| 12 | 190 | 1.259 | 1.259 | 0.000 |
| 12 | 266 | 1.257 | 1.257 | 0.000 |
| 12 | 308 | 1.258 | 1.258 | 0.000 |
| 15 | 848 | 1.260 | 1.260 | 0.000 |
| 15 | 878 | 1.256 | 1.256 | 0.000 |
| 15 | 880 | 1.259 | 1.259 | 0.000 |
| 15 | 942 | 1.258 | 1.258 | 0.000 |
| 15 | 947 | 1.257 | 1.257 | 0.000 |
| 15 | 962 | 1.260 | 1.260 | 0.000 |
| 30 | 1141 | 1.259 | 1.259 | 0.000 |
| 30 | 1242 | 1.259 | 1.259 | 0.000 |
| 30 | 1417 | 1.259 | 1.259 | 0.000 |
| 32 | 1126 | 1.258 | 1.258 | 0.000 |
| 32 | 1165 | 1.260 | 1.260 | 0.000 |
| 32 | 1300 | 1.261 | 1.261 | 0.000 |
| 35 | 376 | 1.259 | 1.259 | 0.000 |
| 35 | 405 | 1.258 | 1.258 | 0.000 |
| 35 | 425 | 1.258 | 1.258 | 0.000 |
| 35 | 492 | 1.257 | 1.258 | 0.000 |
| 35 | 501 | 1.259 | 1.259 | 0.000 |
| 35 | 521 | 1.257 | 1.257 | 0.000 |
| 50 | 300 | 1.256 | 1.256 | 0.000 |
| 50 | 756 | 1.258 | 1.258 | 0.000 |
| 50 | 1100 | 1.259 | 1.259 | 0.000 |
| 52 | 451 | 1.258 | 1.258 | 0.000 |
| 52 | 587 | 1.256 | 1.257 | 0.000 |
| 52 | 956 | 1.256 | 1.255 | 0.000 |
| 55 | 198 | 1.258 | 1.258 | 0.000 |
| 55 | 220 | 1.257 | 1.257 | 0.000 |
| 55 | 665 | 1.257 | 1.257 | 0.000 |
| 55 | 818 | 1.257 | 1.258 | 0.000 |
| 55 | 1057 | 1.260 | 1.260 | 0.000 |
| 55 | 1137 | 1.259 | 1.259 | 0.000 |
| 100 | 448 | 1.255 | 1.255 | 0.000 |
| 100 | 938 | 1.258 | 1.258 | 0.000 |
| 100 | 1051 | 1.257 | 1.257 | 0.000 |
| 102 | 921 | 1.258 | 1.258 | 0.000 |
| 102 | 1113 | 1.258 | 1.258 | 0.000 |
| 102 | 1234 | 1.257 | 1.256 | 0.000 |
| 105 | 194 | 1.258 | 1.258 | 0.000 |
| 105 | 367 | 1.256 | 1.256 | 0.000 |
| 105 | 440 | 1.256 | 1.257 | 0.000 |
| 105 | 477 | 1.259 | 1.259 | 0.000 |
| 105 | 556 | 1.258 | 1.258 | 0.000 |
| 105 | 1213 | 1.258 | 1.258 | 0.000 |
| Max | | 1.261 | 1.261 | 0.000 |
| Average | | 1.258 | 1.258 | 0.000 |
| Min | | 1.254 | 1.254 | 0.000 |
| Std Dev | | 0.001 | 0.001 | 0.000 |

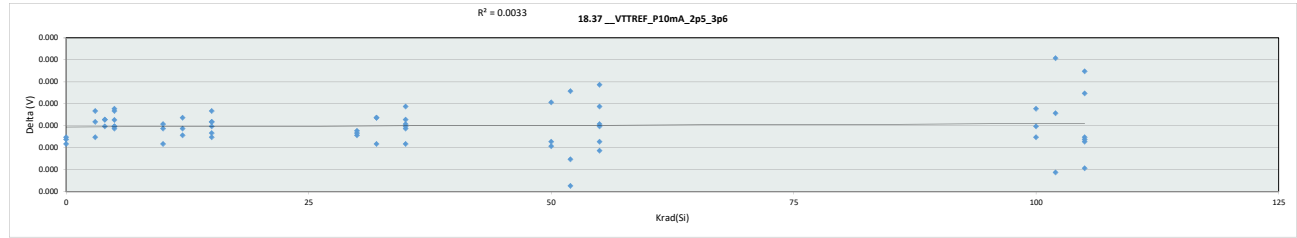


| 18.33_VTTREF_N10mA_2p5_3p6 | | | | | | | | | | | | | | | | | | | | | |
|----------------------------|--------|-------------|-----------|-----------|----------|-------|-------|-------|-------|-------|-------|-------|-------|-------|-------|-------|-------|-------|-------|-------|-------|
| Test Site | Tester | Test Number | Max Limit | Min Limit | Krad(Si) | 0 | 3 | 4 | 5 | 10 | 12 | 15 | 30 | 32 | 35 | 50 | 52 | 55 | 100 | 102 | 105 |
| LL | | | 1.225 | 1.225 | 1.225 | 1.225 | 1.225 | 1.225 | 1.225 | 1.225 | 1.225 | 1.225 | 1.225 | 1.225 | 1.225 | 1.225 | 1.225 | 1.225 | 1.225 | 1.225 | 1.225 |
| Min | | | 1.258 | 1.257 | 1.258 | 1.256 | 1.254 | 1.256 | 1.256 | 1.257 | 1.258 | 1.258 | 1.259 | 1.258 | 1.257 | 1.258 | 1.256 | 1.255 | 1.257 | 1.255 | 1.256 |
| Average | | | 1.258 | 1.257 | 1.258 | 1.256 | 1.256 | 1.257 | 1.257 | 1.258 | 1.258 | 1.259 | 1.259 | 1.258 | 1.258 | 1.258 | 1.257 | 1.258 | 1.258 | 1.257 | 1.258 |
| Max | | | 1.259 | 1.258 | 1.261 | 1.259 | 1.258 | 1.259 | 1.258 | 1.259 | 1.261 | 1.259 | 1.261 | 1.259 | 1.258 | 1.259 | 1.258 | 1.260 | 1.258 | 1.258 | 1.259 |
| UL | | | 1.275 | 1.275 | 1.275 | 1.275 | 1.275 | 1.275 | 1.275 | 1.275 | 1.275 | 1.275 | 1.275 | 1.275 | 1.275 | 1.275 | 1.275 | 1.275 | 1.275 | 1.275 | 1.275 |

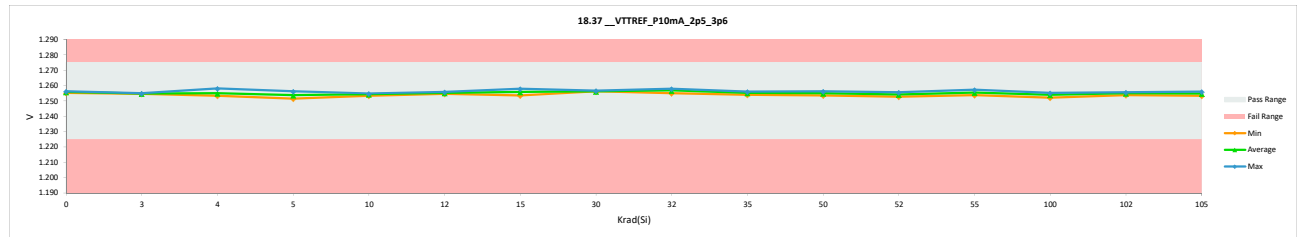


HDR TID Report
TPS7H3302-SP QML CALSS P

| 18.37_VTTREF_P10mA_2p5_3p6 | | | | |
|----------------------------|----------|-------------|-------|-----------|
| Test Site | Tester | Test Number | Unit | Max Limit |
| | | | V | 1.275 |
| | | | V | 1.225 |
| Krad(Si) | Serial # | PRE | POST | Delta |
| 0 | 775 | 1.255 | 1.255 | 0.000 |
| 0 | 1088 | 1.256 | 1.256 | 0.000 |
| 0 | 1106 | 1.256 | 1.256 | 0.000 |
| 3 | 817 | 1.255 | 1.255 | 0.000 |
| 3 | 825 | 1.255 | 1.255 | 0.000 |
| 3 | 833 | 1.255 | 1.255 | 0.000 |
| 4 | 547 | 1.253 | 1.253 | 0.000 |
| 4 | 645 | 1.254 | 1.254 | 0.000 |
| 4 | 788 | 1.258 | 1.258 | 0.000 |
| 5 | 959 | 1.254 | 1.254 | 0.000 |
| 5 | 991 | 1.252 | 1.252 | 0.000 |
| 5 | 1000 | 1.252 | 1.252 | 0.000 |
| 5 | 1011 | 1.252 | 1.253 | 0.000 |
| 5 | 1087 | 1.256 | 1.256 | 0.000 |
| 5 | 1097 | 1.256 | 1.256 | 0.000 |
| 10 | 180 | 1.255 | 1.255 | 0.000 |
| 10 | 236 | 1.255 | 1.255 | 0.000 |
| 10 | 246 | 1.253 | 1.253 | 0.000 |
| 12 | 190 | 1.256 | 1.256 | 0.000 |
| 12 | 266 | 1.255 | 1.255 | 0.000 |
| 12 | 308 | 1.255 | 1.255 | 0.000 |
| 15 | 848 | 1.257 | 1.257 | 0.000 |
| 15 | 878 | 1.254 | 1.254 | 0.000 |
| 15 | 880 | 1.257 | 1.257 | 0.000 |
| 15 | 942 | 1.255 | 1.255 | 0.000 |
| 15 | 947 | 1.254 | 1.254 | 0.000 |
| 15 | 962 | 1.258 | 1.258 | 0.000 |
| 30 | 1141 | 1.257 | 1.257 | 0.000 |
| 30 | 1242 | 1.256 | 1.256 | 0.000 |
| 30 | 1417 | 1.256 | 1.256 | 0.000 |
| 32 | 1126 | 1.255 | 1.255 | 0.000 |
| 32 | 1165 | 1.257 | 1.257 | 0.000 |
| 32 | 1300 | 1.258 | 1.258 | 0.000 |
| 35 | 376 | 1.256 | 1.256 | 0.000 |
| 35 | 405 | 1.255 | 1.255 | 0.000 |
| 35 | 425 | 1.255 | 1.255 | 0.000 |
| 35 | 492 | 1.255 | 1.255 | 0.000 |
| 35 | 501 | 1.256 | 1.256 | 0.000 |
| 35 | 521 | 1.254 | 1.254 | 0.000 |
| 50 | 300 | 1.254 | 1.254 | 0.000 |
| 50 | 756 | 1.255 | 1.255 | 0.000 |
| 50 | 1100 | 1.256 | 1.256 | 0.000 |
| 52 | 451 | 1.256 | 1.256 | 0.000 |
| 52 | 587 | 1.254 | 1.254 | 0.000 |
| 52 | 956 | 1.253 | 1.253 | 0.000 |
| 55 | 198 | 1.256 | 1.256 | 0.000 |
| 55 | 220 | 1.254 | 1.254 | 0.000 |
| 55 | 665 | 1.254 | 1.254 | 0.000 |
| 55 | 818 | 1.255 | 1.255 | 0.000 |
| 55 | 1057 | 1.258 | 1.257 | 0.000 |
| 55 | 1137 | 1.257 | 1.257 | 0.000 |
| 100 | 448 | 1.252 | 1.252 | 0.000 |
| 100 | 938 | 1.255 | 1.255 | 0.000 |
| 100 | 1051 | 1.255 | 1.255 | 0.000 |
| 102 | 921 | 1.255 | 1.256 | 0.000 |
| 102 | 1113 | 1.255 | 1.256 | 0.000 |
| 102 | 1234 | 1.254 | 1.254 | 0.000 |
| 105 | 194 | 1.255 | 1.255 | 0.000 |
| 105 | 367 | 1.253 | 1.253 | 0.000 |
| 105 | 440 | 1.254 | 1.254 | 0.000 |
| 105 | 477 | 1.256 | 1.256 | 0.000 |
| 105 | 556 | 1.255 | 1.255 | 0.000 |
| 105 | 1213 | 1.255 | 1.255 | 0.000 |
| Max | | 1.258 | 1.258 | 0.000 |
| Average | | 1.255 | 1.255 | 0.000 |
| Min | | 1.252 | 1.252 | 0.000 |
| Std Dev | | 0.001 | 0.001 | 0.000 |

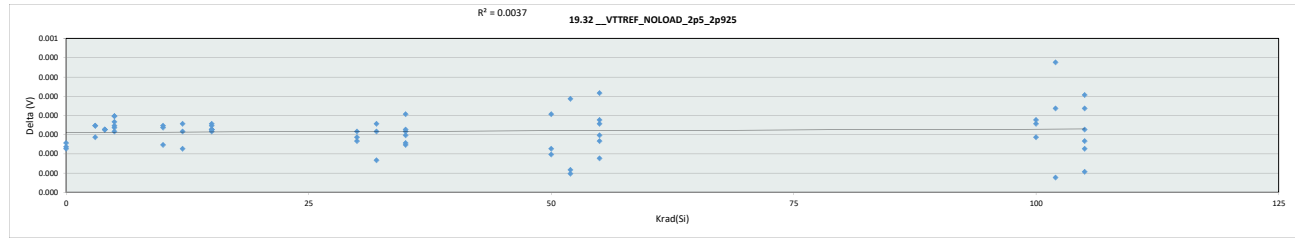


| 18.37_VTTREF_P10mA_2p5_3p6 | | | | | | | | | | | | | | | | |
|----------------------------|--------|-------------|-----------|-----------|------|------|----|----|----|----|----|----|----|-----|-----|-----|
| Test Site | Tester | Test Number | Max Limit | Min Limit | Unit | Unit | | | | | | | | | | |
| | | | 1.275 | 1.225 | V | V | | | | | | | | | | |
| Krad(Si) | 0 | 3 | 4 | 5 | 10 | 12 | 15 | 30 | 32 | 35 | 50 | 52 | 55 | 100 | 102 | 105 |

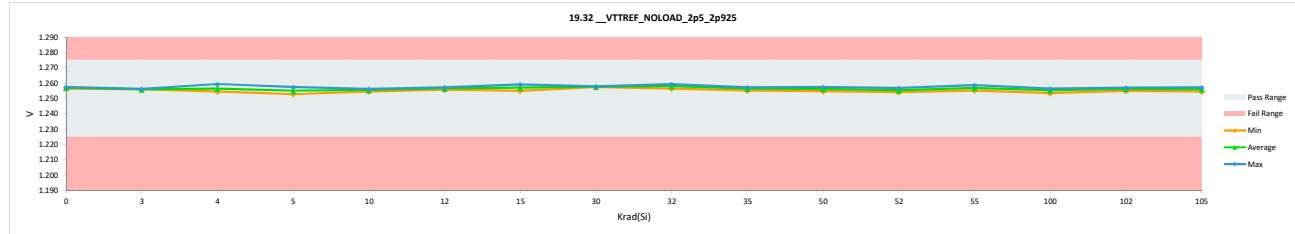


HDR TID Report
TPS7H3302-SP QML CALSS P

| 19.32_VTTREF_NOLOAD_2p5_2p925 | | | | |
|-------------------------------|----------|-------------|-------|-------|
| Test Site | Tester | Test Number | Unit | |
| | | V | V | |
| Max Limit | 1.275 | 1.275 | | |
| Min Limit | 1.225 | 1.225 | | |
| Krad(Si) | Serial # | PRE | POST | Delta |
| 0 | 775 | 1.257 | 1.256 | 0.000 |
| 0 | 1088 | 1.258 | 1.258 | 0.000 |
| 0 | 1106 | 1.257 | 1.257 | 0.000 |
| 3 | 817 | 1.256 | 1.256 | 0.000 |
| 3 | 825 | 1.256 | 1.256 | 0.000 |
| 3 | 833 | 1.256 | 1.256 | 0.000 |
| 4 | 547 | 1.255 | 1.255 | 0.000 |
| 4 | 645 | 1.255 | 1.255 | 0.000 |
| 4 | 788 | 1.259 | 1.259 | 0.000 |
| 5 | 959 | 1.255 | 1.256 | 0.000 |
| 5 | 991 | 1.254 | 1.254 | 0.000 |
| 5 | 1000 | 1.253 | 1.253 | 0.000 |
| 5 | 1011 | 1.254 | 1.254 | 0.000 |
| 5 | 1087 | 1.258 | 1.258 | 0.000 |
| 5 | 1097 | 1.257 | 1.257 | 0.000 |
| 10 | 180 | 1.256 | 1.256 | 0.000 |
| 10 | 236 | 1.256 | 1.256 | 0.000 |
| 10 | 246 | 1.255 | 1.255 | 0.000 |
| 12 | 190 | 1.257 | 1.257 | 0.000 |
| 12 | 266 | 1.256 | 1.256 | 0.000 |
| 12 | 308 | 1.257 | 1.257 | 0.000 |
| 15 | 848 | 1.259 | 1.259 | 0.000 |
| 15 | 878 | 1.255 | 1.255 | 0.000 |
| 15 | 880 | 1.258 | 1.258 | 0.000 |
| 15 | 942 | 1.257 | 1.257 | 0.000 |
| 15 | 947 | 1.256 | 1.256 | 0.000 |
| 15 | 962 | 1.259 | 1.259 | 0.000 |
| 30 | 1141 | 1.258 | 1.258 | 0.000 |
| 30 | 1242 | 1.257 | 1.257 | 0.000 |
| 30 | 1417 | 1.258 | 1.258 | 0.000 |
| 32 | 1126 | 1.257 | 1.256 | 0.000 |
| 32 | 1165 | 1.258 | 1.259 | 0.000 |
| 32 | 1300 | 1.259 | 1.259 | 0.000 |
| 35 | 376 | 1.257 | 1.257 | 0.000 |
| 35 | 405 | 1.256 | 1.256 | 0.000 |
| 35 | 425 | 1.257 | 1.257 | 0.000 |
| 35 | 492 | 1.256 | 1.256 | 0.000 |
| 35 | 501 | 1.257 | 1.257 | 0.000 |
| 35 | 521 | 1.255 | 1.255 | 0.000 |
| 50 | 300 | 1.255 | 1.255 | 0.000 |
| 50 | 756 | 1.257 | 1.257 | 0.000 |
| 50 | 1100 | 1.258 | 1.257 | 0.000 |
| 52 | 451 | 1.257 | 1.257 | 0.000 |
| 52 | 587 | 1.255 | 1.255 | 0.000 |
| 52 | 956 | 1.254 | 1.254 | 0.000 |
| 55 | 198 | 1.257 | 1.257 | 0.000 |
| 55 | 220 | 1.255 | 1.255 | 0.000 |
| 55 | 665 | 1.256 | 1.256 | 0.000 |
| 55 | 818 | 1.256 | 1.256 | 0.000 |
| 55 | 1057 | 1.259 | 1.259 | 0.000 |
| 55 | 1137 | 1.258 | 1.258 | 0.000 |
| 100 | 448 | 1.253 | 1.254 | 0.000 |
| 100 | 938 | 1.256 | 1.256 | 0.000 |
| 100 | 1051 | 1.256 | 1.256 | 0.000 |
| 102 | 921 | 1.257 | 1.257 | 0.000 |
| 102 | 1113 | 1.257 | 1.257 | 0.000 |
| 102 | 1234 | 1.256 | 1.255 | 0.000 |
| 105 | 194 | 1.256 | 1.256 | 0.000 |
| 105 | 367 | 1.255 | 1.255 | 0.000 |
| 105 | 440 | 1.255 | 1.255 | 0.000 |
| 105 | 477 | 1.257 | 1.257 | 0.000 |
| 105 | 556 | 1.257 | 1.256 | 0.000 |
| 105 | 1213 | 1.257 | 1.257 | 0.000 |
| Max | | 1.259 | 1.259 | 0.000 |
| Average | | 1.256 | 1.256 | 0.000 |
| Min | | 1.253 | 1.253 | 0.000 |
| Std Dev | | 0.001 | 0.001 | 0.000 |

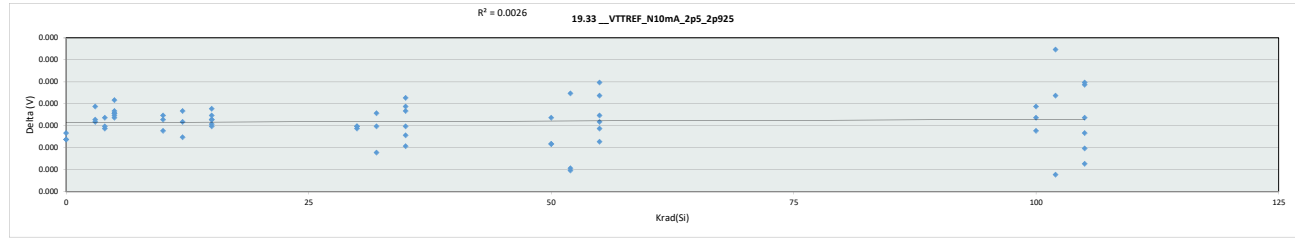


| 19.32_VTTREF_NOLOAD_2p5 | | | | | | | | | | | | | | | | |
|-------------------------|--------|-------------|-------|-------|-------|-------|-------|-------|-------|-------|-------|-------|-------|-------|-------|-------|
| Test Site | Tester | Test Number | Unit | | | | | | | | | | | | | |
| Max Limit | 1.275 | V | | | | | | | | | | | | | | |
| Min Limit | 1.225 | V | | | | | | | | | | | | | | |
| Krad(Si) | 0 | 3 | 4 | 5 | 10 | 12 | 15 | 30 | 32 | 35 | 50 | 52 | 55 | 100 | 102 | 105 |
| LL | 1.225 | 1.225 | 1.225 | 1.225 | 1.225 | 1.225 | 1.225 | 1.225 | 1.225 | 1.225 | 1.225 | 1.225 | 1.225 | 1.225 | 1.225 | 1.225 |
| Min | 1.256 | 1.256 | 1.255 | 1.253 | 1.255 | 1.256 | 1.255 | 1.257 | 1.256 | 1.255 | 1.256 | 1.255 | 1.254 | 1.255 | 1.254 | 1.255 |
| Average | 1.257 | 1.256 | 1.256 | 1.255 | 1.256 | 1.257 | 1.257 | 1.258 | 1.258 | 1.257 | 1.256 | 1.255 | 1.257 | 1.255 | 1.256 | 1.256 |
| Max | 1.258 | 1.256 | 1.259 | 1.258 | 1.256 | 1.257 | 1.259 | 1.258 | 1.259 | 1.257 | 1.257 | 1.257 | 1.259 | 1.256 | 1.257 | 1.257 |
| UL | 1.275 | 1.275 | 1.275 | 1.275 | 1.275 | 1.275 | 1.275 | 1.275 | 1.275 | 1.275 | 1.275 | 1.275 | 1.275 | 1.275 | 1.275 | 1.275 |

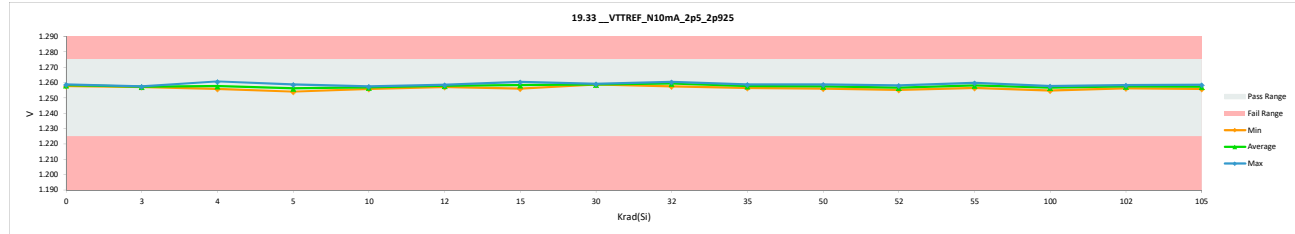


HDR TID Report
TPS7H3302-SP QML CALSS P

| 19.33_VTTREF_N10mA_2p5_2p925 | | | | |
|------------------------------|----------|-------------|-------|-------|
| Test Site | Tester | Test Number | Unit | |
| | | V | V | |
| Max Limit | 1.275 | 1.275 | | |
| Min Limit | 1.225 | 1.225 | | |
| Krad(Si) | Serial # | PRE | POST | Delta |
| 0 | 775 | 1.258 | 1.258 | 0.000 |
| 0 | 1088 | 1.259 | 1.259 | 0.000 |
| 0 | 1106 | 1.259 | 1.259 | 0.000 |
| 3 | 817 | 1.257 | 1.257 | 0.000 |
| 3 | 825 | 1.258 | 1.258 | 0.000 |
| 3 | 833 | 1.257 | 1.257 | 0.000 |
| 4 | 547 | 1.256 | 1.256 | 0.000 |
| 4 | 645 | 1.256 | 1.256 | 0.000 |
| 4 | 788 | 1.261 | 1.261 | 0.000 |
| 5 | 959 | 1.257 | 1.257 | 0.000 |
| 5 | 991 | 1.255 | 1.255 | 0.000 |
| 5 | 1000 | 1.254 | 1.254 | 0.000 |
| 5 | 1011 | 1.255 | 1.255 | 0.000 |
| 5 | 1087 | 1.259 | 1.259 | 0.000 |
| 5 | 1097 | 1.258 | 1.258 | 0.000 |
| 10 | 180 | 1.257 | 1.257 | 0.000 |
| 10 | 236 | 1.258 | 1.258 | 0.000 |
| 10 | 246 | 1.256 | 1.256 | 0.000 |
| 12 | 190 | 1.259 | 1.259 | 0.000 |
| 12 | 266 | 1.257 | 1.257 | 0.000 |
| 12 | 308 | 1.258 | 1.258 | 0.000 |
| 15 | 848 | 1.260 | 1.260 | 0.000 |
| 15 | 878 | 1.256 | 1.256 | 0.000 |
| 15 | 880 | 1.259 | 1.259 | 0.000 |
| 15 | 942 | 1.258 | 1.258 | 0.000 |
| 15 | 947 | 1.257 | 1.257 | 0.000 |
| 15 | 962 | 1.260 | 1.260 | 0.000 |
| 30 | 1141 | 1.259 | 1.259 | 0.000 |
| 30 | 1242 | 1.259 | 1.259 | 0.000 |
| 30 | 1417 | 1.259 | 1.259 | 0.000 |
| 32 | 1126 | 1.258 | 1.258 | 0.000 |
| 32 | 1165 | 1.260 | 1.260 | 0.000 |
| 32 | 1300 | 1.260 | 1.261 | 0.000 |
| 35 | 376 | 1.259 | 1.259 | 0.000 |
| 35 | 405 | 1.258 | 1.258 | 0.000 |
| 35 | 425 | 1.258 | 1.258 | 0.000 |
| 35 | 492 | 1.257 | 1.257 | 0.000 |
| 35 | 501 | 1.259 | 1.259 | 0.000 |
| 35 | 521 | 1.257 | 1.257 | 0.000 |
| 50 | 300 | 1.256 | 1.256 | 0.000 |
| 50 | 756 | 1.258 | 1.258 | 0.000 |
| 50 | 1100 | 1.259 | 1.259 | 0.000 |
| 52 | 451 | 1.258 | 1.258 | 0.000 |
| 52 | 587 | 1.256 | 1.257 | 0.000 |
| 52 | 956 | 1.256 | 1.255 | 0.000 |
| 55 | 198 | 1.258 | 1.258 | 0.000 |
| 55 | 220 | 1.257 | 1.257 | 0.000 |
| 55 | 665 | 1.257 | 1.257 | 0.000 |
| 55 | 818 | 1.257 | 1.258 | 0.000 |
| 55 | 1057 | 1.260 | 1.260 | 0.000 |
| 55 | 1137 | 1.259 | 1.259 | 0.000 |
| 100 | 448 | 1.255 | 1.255 | 0.000 |
| 100 | 938 | 1.258 | 1.258 | 0.000 |
| 100 | 1051 | 1.257 | 1.257 | 0.000 |
| 102 | 921 | 1.258 | 1.258 | 0.000 |
| 102 | 1113 | 1.258 | 1.258 | 0.000 |
| 102 | 1234 | 1.257 | 1.256 | 0.000 |
| 105 | 194 | 1.257 | 1.258 | 0.000 |
| 105 | 367 | 1.256 | 1.256 | 0.000 |
| 105 | 440 | 1.256 | 1.257 | 0.000 |
| 105 | 477 | 1.259 | 1.259 | 0.000 |
| 105 | 556 | 1.258 | 1.258 | 0.000 |
| 105 | 1213 | 1.258 | 1.258 | 0.000 |
| Max | | 1.261 | 1.261 | 0.000 |
| Average | | 1.258 | 1.258 | 0.000 |
| Min | | 1.254 | 1.254 | 0.000 |
| Std Dev | | 0.001 | 0.001 | 0.000 |

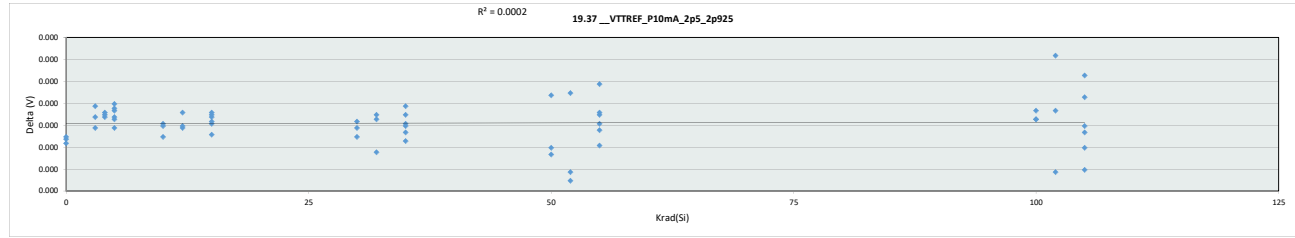


| 19.33_VTTREF_N10mA_2p5 | | | | | | | | | | | | | | | | |
|------------------------|--------|-------------|-------|-----------|-----------|-------|-------|-------|-------|-------|-------|-------|-------|-------|-------|-------|
| Test Site | Tester | Test Number | Unit | Max Limit | Min Limit | | | | | | | | | | | |
| | | V | V | 1.275 | 1.225 | | | | | | | | | | | |
| Krad(Si) | 0 | 3 | 4 | 5 | 10 | 12 | 15 | 30 | 32 | 35 | 50 | 52 | 55 | 100 | 102 | 105 |
| LL | 1.225 | 1.225 | 1.225 | 1.225 | 1.225 | 1.225 | 1.225 | 1.225 | 1.225 | 1.225 | 1.225 | 1.225 | 1.225 | 1.225 | 1.225 | 1.225 |
| Min | 1.258 | 1.257 | 1.256 | 1.254 | 1.256 | 1.257 | 1.258 | 1.259 | 1.258 | 1.257 | 1.256 | 1.255 | 1.257 | 1.255 | 1.256 | 1.256 |
| Average | 1.258 | 1.257 | 1.258 | 1.256 | 1.257 | 1.258 | 1.258 | 1.259 | 1.259 | 1.258 | 1.258 | 1.257 | 1.258 | 1.257 | 1.258 | 1.257 |
| Max | 1.259 | 1.258 | 1.261 | 1.259 | 1.258 | 1.259 | 1.260 | 1.259 | 1.261 | 1.259 | 1.258 | 1.260 | 1.258 | 1.258 | 1.258 | 1.259 |
| UL | 1.275 | 1.275 | 1.275 | 1.275 | 1.275 | 1.275 | 1.275 | 1.275 | 1.275 | 1.275 | 1.275 | 1.275 | 1.275 | 1.275 | 1.275 | 1.275 |

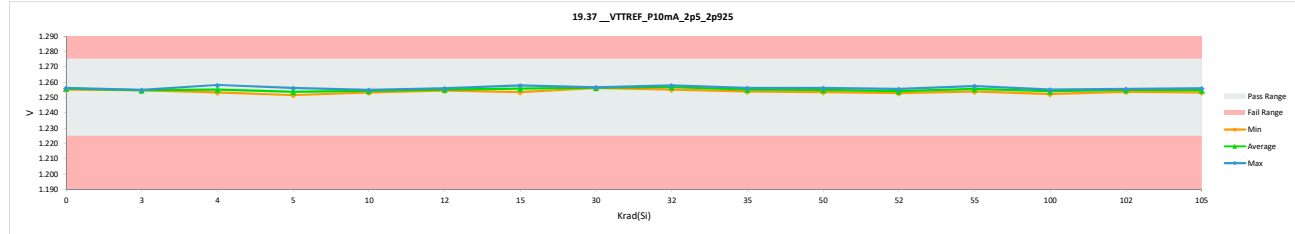


HDR TID Report
TPS7H3302-SP QML CALSS P

| 19.37_VTTREF_P10mA_2p5_2p925 | | | | |
|------------------------------|----------|-------------|-------|-------|
| Test Site | Tester | Test Number | Unit | |
| | | V | V | |
| Max Limit | 1.275 | 1.275 | | |
| Min Limit | 1.225 | 1.225 | | |
| Krad(Si) | Serial # | PRE | POST | Delta |
| 0 | 775 | 1.255 | 1.255 | 0.000 |
| 0 | 1088 | 1.256 | 1.256 | 0.000 |
| 0 | 1106 | 1.256 | 1.256 | 0.000 |
| 3 | 817 | 1.255 | 1.255 | 0.000 |
| 3 | 825 | 1.255 | 1.255 | 0.000 |
| 3 | 833 | 1.255 | 1.255 | 0.000 |
| 4 | 547 | 1.253 | 1.253 | 0.000 |
| 4 | 645 | 1.254 | 1.254 | 0.000 |
| 4 | 788 | 1.258 | 1.258 | 0.000 |
| 5 | 959 | 1.254 | 1.254 | 0.000 |
| 5 | 991 | 1.252 | 1.252 | 0.000 |
| 5 | 1000 | 1.251 | 1.252 | 0.000 |
| 5 | 1011 | 1.252 | 1.253 | 0.000 |
| 5 | 1087 | 1.256 | 1.256 | 0.000 |
| 5 | 1097 | 1.256 | 1.256 | 0.000 |
| 10 | 180 | 1.255 | 1.255 | 0.000 |
| 10 | 236 | 1.255 | 1.255 | 0.000 |
| 10 | 246 | 1.253 | 1.253 | 0.000 |
| 12 | 190 | 1.256 | 1.256 | 0.000 |
| 12 | 266 | 1.255 | 1.255 | 0.000 |
| 12 | 308 | 1.255 | 1.255 | 0.000 |
| 15 | 848 | 1.257 | 1.257 | 0.000 |
| 15 | 878 | 1.254 | 1.254 | 0.000 |
| 15 | 880 | 1.257 | 1.257 | 0.000 |
| 15 | 942 | 1.255 | 1.255 | 0.000 |
| 15 | 947 | 1.254 | 1.254 | 0.000 |
| 15 | 962 | 1.258 | 1.258 | 0.000 |
| 30 | 1141 | 1.257 | 1.257 | 0.000 |
| 30 | 1242 | 1.256 | 1.256 | 0.000 |
| 30 | 1417 | 1.256 | 1.256 | 0.000 |
| 32 | 1126 | 1.255 | 1.255 | 0.000 |
| 32 | 1165 | 1.257 | 1.257 | 0.000 |
| 32 | 1300 | 1.258 | 1.258 | 0.000 |
| 35 | 376 | 1.256 | 1.256 | 0.000 |
| 35 | 405 | 1.255 | 1.255 | 0.000 |
| 35 | 425 | 1.255 | 1.255 | 0.000 |
| 35 | 492 | 1.255 | 1.255 | 0.000 |
| 35 | 501 | 1.256 | 1.256 | 0.000 |
| 35 | 521 | 1.254 | 1.254 | 0.000 |
| 50 | 300 | 1.254 | 1.254 | 0.000 |
| 50 | 756 | 1.255 | 1.255 | 0.000 |
| 50 | 1100 | 1.256 | 1.256 | 0.000 |
| 52 | 451 | 1.256 | 1.256 | 0.000 |
| 52 | 587 | 1.254 | 1.254 | 0.000 |
| 52 | 956 | 1.253 | 1.253 | 0.000 |
| 55 | 198 | 1.256 | 1.256 | 0.000 |
| 55 | 220 | 1.254 | 1.254 | 0.000 |
| 55 | 665 | 1.254 | 1.254 | 0.000 |
| 55 | 818 | 1.255 | 1.255 | 0.000 |
| 55 | 1057 | 1.258 | 1.257 | 0.000 |
| 55 | 1137 | 1.257 | 1.257 | 0.000 |
| 100 | 448 | 1.252 | 1.252 | 0.000 |
| 100 | 938 | 1.255 | 1.255 | 0.000 |
| 100 | 1051 | 1.255 | 1.255 | 0.000 |
| 102 | 921 | 1.255 | 1.256 | 0.000 |
| 102 | 1113 | 1.255 | 1.256 | 0.000 |
| 102 | 1234 | 1.254 | 1.254 | 0.000 |
| 105 | 194 | 1.255 | 1.255 | 0.000 |
| 105 | 367 | 1.253 | 1.253 | 0.000 |
| 105 | 440 | 1.254 | 1.254 | 0.000 |
| 105 | 477 | 1.256 | 1.256 | 0.000 |
| 105 | 556 | 1.255 | 1.255 | 0.000 |
| 105 | 1213 | 1.255 | 1.255 | 0.000 |
| Max | | 1.258 | 1.258 | 0.000 |
| Average | | 1.255 | 1.255 | 0.000 |
| Min | | 1.251 | 1.252 | 0.000 |
| Std Dev | | 0.001 | 0.001 | 0.000 |

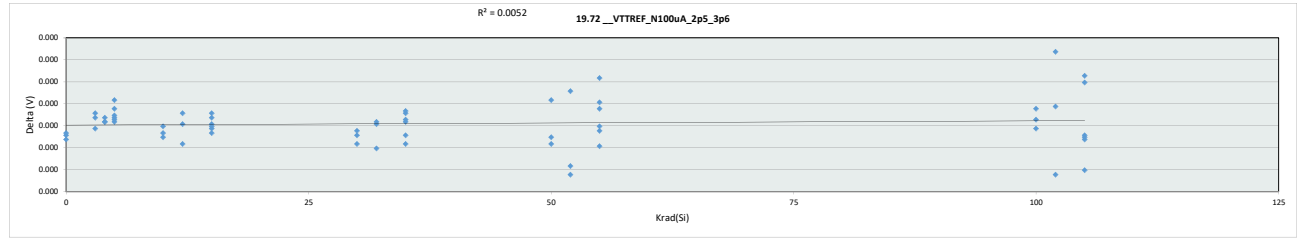


| 19.37_VTTREF_P10mA_2p5_2p925 | | | | | | | | | | | | | | | | | | | | | |
|------------------------------|--------|-------------|-----------|-----------|-------|-------|-------|-------|-------|-------|-------|-------|-------|-------|-------|-------|-------|-------|-------|-------|-------|
| Test Site | Tester | Test Number | Max Limit | Min Limit | 0 | 3 | 4 | 5 | 10 | 12 | 15 | 30 | 32 | 35 | 50 | 52 | 55 | 100 | 102 | 105 | |
| LL | | | 1.225 | 1.225 | 1.225 | 1.225 | 1.225 | 1.225 | 1.225 | 1.225 | 1.225 | 1.225 | 1.225 | 1.225 | 1.225 | 1.225 | 1.225 | 1.225 | 1.225 | 1.225 | 1.225 |
| Min | | | 1.255 | 1.255 | 1.253 | 1.252 | 1.253 | 1.252 | 1.253 | 1.255 | 1.254 | 1.256 | 1.255 | 1.254 | 1.254 | 1.253 | 1.254 | 1.252 | 1.254 | 1.253 | 1.253 |
| Average | | | 1.256 | 1.255 | 1.255 | 1.254 | 1.254 | 1.254 | 1.254 | 1.255 | 1.256 | 1.256 | 1.257 | 1.255 | 1.255 | 1.254 | 1.256 | 1.254 | 1.255 | 1.255 | 1.255 |
| Max | | | 1.256 | 1.255 | 1.258 | 1.256 | 1.255 | 1.256 | 1.255 | 1.256 | 1.258 | 1.257 | 1.258 | 1.256 | 1.256 | 1.256 | 1.257 | 1.255 | 1.256 | 1.256 | 1.256 |
| UL | | | 1.275 | 1.275 | 1.275 | 1.275 | 1.275 | 1.275 | 1.275 | 1.275 | 1.275 | 1.275 | 1.275 | 1.275 | 1.275 | 1.275 | 1.275 | 1.275 | 1.275 | 1.275 | 1.275 |

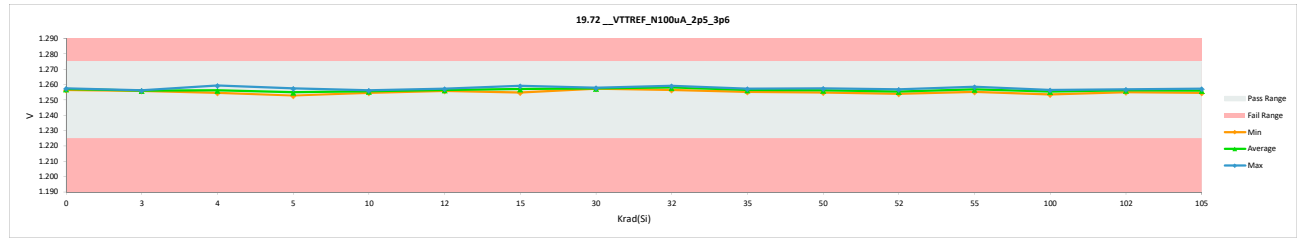


HDR TID Report
TPS7H3302-SP QML CALSS P

| 19.72_VTTREF_N100uA_2p5_3p6 | | | | |
|-----------------------------|----------|-------------|-------|-----------|
| Test Site | Tester | Test Number | Unit | Max Limit |
| | | | V | 1.275 |
| | | | V | 1.275 |
| | | | | 1.225 |
| | | | | 1.225 |
| Krad(Si) | Serial # | PRE | POST | Delta |
| 0 | 775 | 1.257 | 1.257 | 0.000 |
| 0 | 1088 | 1.258 | 1.258 | 0.000 |
| 0 | 1106 | 1.257 | 1.257 | 0.000 |
| 3 | 817 | 1.256 | 1.256 | 0.000 |
| 3 | 825 | 1.256 | 1.256 | 0.000 |
| 3 | 833 | 1.256 | 1.256 | 0.000 |
| 4 | 547 | 1.255 | 1.255 | 0.000 |
| 4 | 645 | 1.255 | 1.255 | 0.000 |
| 4 | 788 | 1.259 | 1.259 | 0.000 |
| 5 | 959 | 1.256 | 1.256 | 0.000 |
| 5 | 991 | 1.254 | 1.254 | 0.000 |
| 5 | 1000 | 1.253 | 1.253 | 0.000 |
| 5 | 1011 | 1.254 | 1.254 | 0.000 |
| 5 | 1087 | 1.258 | 1.258 | 0.000 |
| 5 | 1097 | 1.257 | 1.257 | 0.000 |
| 10 | 180 | 1.256 | 1.256 | 0.000 |
| 10 | 236 | 1.256 | 1.256 | 0.000 |
| 10 | 246 | 1.255 | 1.255 | 0.000 |
| 12 | 190 | 1.257 | 1.257 | 0.000 |
| 12 | 266 | 1.256 | 1.256 | 0.000 |
| 12 | 308 | 1.257 | 1.257 | 0.000 |
| 15 | 848 | 1.259 | 1.259 | 0.000 |
| 15 | 878 | 1.255 | 1.255 | 0.000 |
| 15 | 880 | 1.258 | 1.258 | 0.000 |
| 15 | 942 | 1.257 | 1.257 | 0.000 |
| 15 | 947 | 1.256 | 1.256 | 0.000 |
| 15 | 962 | 1.259 | 1.259 | 0.000 |
| 30 | 1141 | 1.258 | 1.258 | 0.000 |
| 30 | 1242 | 1.257 | 1.257 | 0.000 |
| 30 | 1417 | 1.258 | 1.258 | 0.000 |
| 32 | 1126 | 1.257 | 1.256 | 0.000 |
| 32 | 1165 | 1.259 | 1.259 | 0.000 |
| 32 | 1300 | 1.259 | 1.259 | 0.000 |
| 35 | 376 | 1.257 | 1.257 | 0.000 |
| 35 | 405 | 1.256 | 1.256 | 0.000 |
| 35 | 425 | 1.257 | 1.257 | 0.000 |
| 35 | 492 | 1.256 | 1.256 | 0.000 |
| 35 | 501 | 1.257 | 1.257 | 0.000 |
| 35 | 521 | 1.255 | 1.255 | 0.000 |
| 50 | 300 | 1.255 | 1.255 | 0.000 |
| 50 | 756 | 1.257 | 1.257 | 0.000 |
| 50 | 1100 | 1.258 | 1.258 | 0.000 |
| 52 | 451 | 1.257 | 1.257 | 0.000 |
| 52 | 587 | 1.255 | 1.255 | 0.000 |
| 52 | 956 | 1.254 | 1.254 | 0.000 |
| 55 | 198 | 1.257 | 1.257 | 0.000 |
| 55 | 220 | 1.255 | 1.255 | 0.000 |
| 55 | 665 | 1.256 | 1.256 | 0.000 |
| 55 | 818 | 1.256 | 1.256 | 0.000 |
| 55 | 1057 | 1.259 | 1.259 | 0.000 |
| 55 | 1137 | 1.258 | 1.258 | 0.000 |
| 100 | 448 | 1.253 | 1.254 | 0.000 |
| 100 | 938 | 1.256 | 1.257 | 0.000 |
| 100 | 1051 | 1.256 | 1.256 | 0.000 |
| 102 | 921 | 1.257 | 1.257 | 0.000 |
| 102 | 1113 | 1.257 | 1.257 | 0.000 |
| 102 | 1234 | 1.256 | 1.255 | 0.000 |
| 105 | 194 | 1.256 | 1.256 | 0.000 |
| 105 | 367 | 1.255 | 1.255 | 0.000 |
| 105 | 440 | 1.255 | 1.255 | 0.000 |
| 105 | 477 | 1.257 | 1.257 | 0.000 |
| 105 | 556 | 1.257 | 1.257 | 0.000 |
| 105 | 1213 | 1.257 | 1.257 | 0.000 |
| | Max | 1.259 | 1.259 | 0.000 |
| | Average | 1.256 | 1.256 | 0.000 |
| | Min | 1.253 | 1.253 | 0.000 |
| | Std Dev | 0.001 | 0.001 | 0.000 |

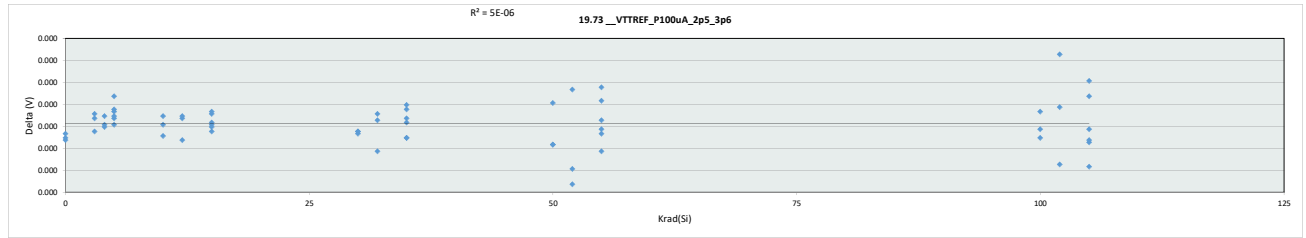


| 19.72_VTTREF_N100uA_2p5 | | | | | | | | | | | | | | | | |
|-------------------------|--------|-------------|-------|-----------|-----------|-------|-------|-------|-------|-------|-------|-------|-------|-------|-------|-------|
| Test Site | Tester | Test Number | Unit | Max Limit | Min Limit | | | | | | | | | | | |
| | | | V | 1.275 | 1.225 | | | | | | | | | | | |
| | | | V | 1.275 | 1.225 | | | | | | | | | | | |
| Krad(Si) | 0 | 3 | 4 | 5 | 10 | 12 | 15 | 30 | 32 | 35 | 50 | 52 | 55 | 100 | 102 | 105 |
| LL | 1.225 | 1.225 | 1.225 | 1.225 | 1.225 | 1.225 | 1.225 | 1.225 | 1.225 | 1.225 | 1.225 | 1.225 | 1.225 | 1.225 | 1.225 | 1.225 |
| Min | 1.257 | 1.256 | 1.255 | 1.253 | 1.255 | 1.256 | 1.255 | 1.257 | 1.257 | 1.258 | 1.256 | 1.255 | 1.254 | 1.255 | 1.255 | 1.255 |
| Average | 1.257 | 1.256 | 1.256 | 1.255 | 1.256 | 1.257 | 1.257 | 1.258 | 1.258 | 1.257 | 1.256 | 1.255 | 1.257 | 1.255 | 1.256 | 1.256 |
| Max | 1.258 | 1.256 | 1.259 | 1.258 | 1.256 | 1.257 | 1.259 | 1.258 | 1.259 | 1.257 | 1.258 | 1.257 | 1.259 | 1.257 | 1.257 | 1.257 |
| UL | 1.275 | 1.275 | 1.275 | 1.275 | 1.275 | 1.275 | 1.275 | 1.275 | 1.275 | 1.275 | 1.275 | 1.275 | 1.275 | 1.275 | 1.275 | 1.275 |

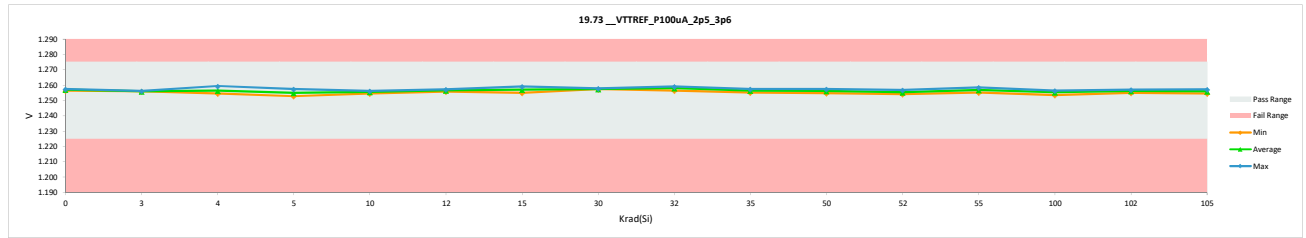


HDR TID Report
TPS7H3302-SP QML CALSS P

| 19.73_VTTREF_P100uA_2p5_3p6 | | | | |
|-----------------------------|----------|-------------|-------|-------|
| Test Site | Tester | Test Number | Unit | |
| | | | V | V |
| Max Limit | | | 1.275 | 1.275 |
| Min Limit | | | 1.225 | 1.225 |
| Krad(Si) | Serial # | PRE | POST | Delta |
| 0 | 775 | 1.257 | 1.256 | 0.000 |
| 0 | 1088 | 1.258 | 1.258 | 0.000 |
| 0 | 1106 | 1.257 | 1.257 | 0.000 |
| 3 | 817 | 1.256 | 1.256 | 0.000 |
| 3 | 825 | 1.256 | 1.256 | 0.000 |
| 3 | 833 | 1.256 | 1.256 | 0.000 |
| 4 | 547 | 1.255 | 1.255 | 0.000 |
| 4 | 645 | 1.255 | 1.255 | 0.000 |
| 4 | 788 | 1.259 | 1.259 | 0.000 |
| 5 | 959 | 1.255 | 1.256 | 0.000 |
| 5 | 991 | 1.254 | 1.254 | 0.000 |
| 5 | 1000 | 1.253 | 1.253 | 0.000 |
| 5 | 1011 | 1.254 | 1.254 | 0.000 |
| 5 | 1087 | 1.258 | 1.258 | 0.000 |
| 5 | 1097 | 1.257 | 1.257 | 0.000 |
| 10 | 180 | 1.256 | 1.256 | 0.000 |
| 10 | 236 | 1.256 | 1.256 | 0.000 |
| 10 | 246 | 1.255 | 1.255 | 0.000 |
| 12 | 190 | 1.257 | 1.257 | 0.000 |
| 12 | 266 | 1.256 | 1.256 | 0.000 |
| 12 | 308 | 1.257 | 1.257 | 0.000 |
| 15 | 848 | 1.259 | 1.259 | 0.000 |
| 15 | 878 | 1.255 | 1.255 | 0.000 |
| 15 | 880 | 1.258 | 1.258 | 0.000 |
| 15 | 942 | 1.257 | 1.257 | 0.000 |
| 15 | 947 | 1.256 | 1.256 | 0.000 |
| 15 | 962 | 1.259 | 1.259 | 0.000 |
| 30 | 1141 | 1.258 | 1.258 | 0.000 |
| 30 | 1242 | 1.257 | 1.257 | 0.000 |
| 30 | 1417 | 1.258 | 1.257 | 0.000 |
| 32 | 1126 | 1.257 | 1.256 | 0.000 |
| 32 | 1165 | 1.258 | 1.259 | 0.000 |
| 32 | 1300 | 1.259 | 1.259 | 0.000 |
| 35 | 376 | 1.257 | 1.257 | 0.000 |
| 35 | 405 | 1.256 | 1.256 | 0.000 |
| 35 | 425 | 1.257 | 1.257 | 0.000 |
| 35 | 492 | 1.256 | 1.256 | 0.000 |
| 35 | 501 | 1.257 | 1.257 | 0.000 |
| 35 | 521 | 1.255 | 1.255 | 0.000 |
| 50 | 300 | 1.255 | 1.255 | 0.000 |
| 50 | 756 | 1.257 | 1.257 | 0.000 |
| 50 | 1100 | 1.258 | 1.257 | 0.000 |
| 52 | 451 | 1.257 | 1.257 | 0.000 |
| 52 | 587 | 1.255 | 1.255 | 0.000 |
| 52 | 956 | 1.254 | 1.254 | 0.000 |
| 55 | 198 | 1.257 | 1.257 | 0.000 |
| 55 | 220 | 1.255 | 1.255 | 0.000 |
| 55 | 665 | 1.256 | 1.256 | 0.000 |
| 55 | 818 | 1.256 | 1.256 | 0.000 |
| 55 | 1057 | 1.259 | 1.259 | 0.000 |
| 55 | 1137 | 1.258 | 1.258 | 0.000 |
| 100 | 448 | 1.253 | 1.253 | 0.000 |
| 100 | 938 | 1.256 | 1.256 | 0.000 |
| 100 | 1051 | 1.256 | 1.256 | 0.000 |
| 102 | 921 | 1.257 | 1.257 | 0.000 |
| 102 | 1113 | 1.257 | 1.257 | 0.000 |
| 102 | 1234 | 1.256 | 1.255 | 0.000 |
| 105 | 194 | 1.256 | 1.256 | 0.000 |
| 105 | 367 | 1.255 | 1.255 | 0.000 |
| 105 | 440 | 1.255 | 1.255 | 0.000 |
| 105 | 477 | 1.257 | 1.257 | 0.000 |
| 105 | 556 | 1.257 | 1.257 | 0.000 |
| 105 | 1213 | 1.257 | 1.257 | 0.000 |
| Max | | 1.259 | 1.259 | 0.000 |
| Average | | 1.256 | 1.256 | 0.000 |
| Min | | 1.253 | 1.253 | 0.000 |
| Std Dev | | 0.001 | 0.001 | 0.000 |

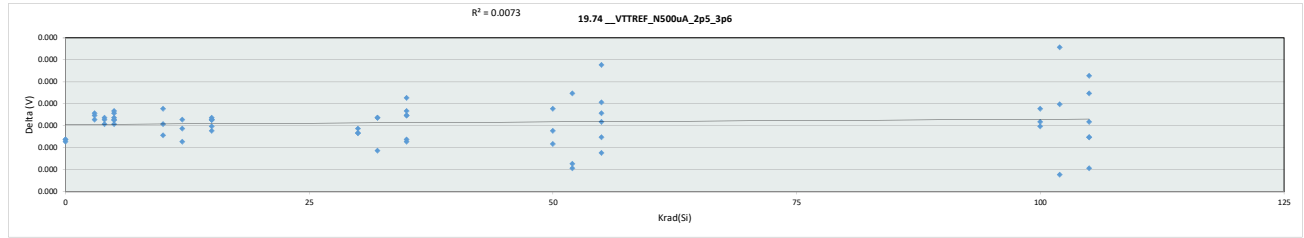


| 19.73_VTTREF_P100uA_2p5 | | | | | | | | | | | | | | | | |
|-------------------------|--------|-------------|-------|-------|-------|-------|-------|-------|-------|-------|-------|-------|-------|-------|-------|-------|
| Test Site | Tester | Test Number | Unit | | | | | | | | | | | | | |
| | | | V | | | | | | | | | | | | | |
| Max Limit | | | 1.275 | | | | | | | | | | | | | |
| Min Limit | | | 1.225 | | | | | | | | | | | | | |
| Krad(Si) | 0 | 3 | 4 | 5 | 10 | 12 | 15 | 30 | 32 | 35 | 50 | 52 | 55 | 100 | 102 | 105 |
| LL | 1.225 | 1.225 | 1.225 | 1.225 | 1.225 | 1.225 | 1.225 | 1.225 | 1.225 | 1.225 | 1.225 | 1.225 | 1.225 | 1.225 | 1.225 | 1.225 |
| Min | 1.256 | 1.256 | 1.255 | 1.253 | 1.255 | 1.256 | 1.255 | 1.257 | 1.256 | 1.255 | 1.256 | 1.255 | 1.254 | 1.255 | 1.253 | 1.255 |
| Average | 1.257 | 1.256 | 1.256 | 1.255 | 1.256 | 1.257 | 1.257 | 1.258 | 1.258 | 1.257 | 1.256 | 1.255 | 1.257 | 1.255 | 1.256 | 1.256 |
| Max | 1.258 | 1.256 | 1.259 | 1.258 | 1.256 | 1.257 | 1.259 | 1.258 | 1.259 | 1.257 | 1.257 | 1.257 | 1.259 | 1.256 | 1.257 | 1.257 |
| UL | 1.275 | 1.275 | 1.275 | 1.275 | 1.275 | 1.275 | 1.275 | 1.275 | 1.275 | 1.275 | 1.275 | 1.275 | 1.275 | 1.275 | 1.275 | 1.275 |

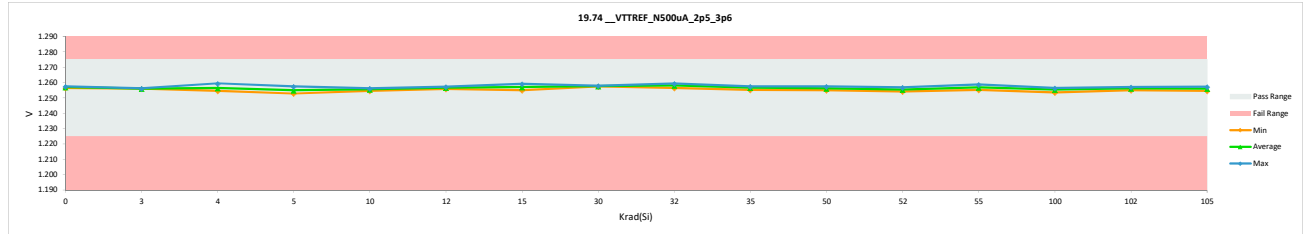


HDR TID Report
TPS7H3302-SP QML CALSS P

| 19.74_VTTREF_N500uA_2p5_3p6 | | | | |
|-----------------------------|----------|-------------|-------|-------|
| Test Site | Tester | Test Number | Unit | |
| | | V | V | |
| Max Limit | | 1.275 | 1.275 | |
| Min Limit | | 1.225 | 1.225 | |
| Krad(Si) | Serial # | PRE | POST | Delta |
| 0 | 775 | 1.257 | 1.257 | 0.000 |
| 0 | 1088 | 1.258 | 1.258 | 0.000 |
| 0 | 1106 | 1.258 | 1.257 | 0.000 |
| 3 | 817 | 1.256 | 1.256 | 0.000 |
| 3 | 825 | 1.256 | 1.256 | 0.000 |
| 3 | 833 | 1.256 | 1.256 | 0.000 |
| 4 | 547 | 1.255 | 1.255 | 0.000 |
| 4 | 645 | 1.255 | 1.255 | 0.000 |
| 4 | 788 | 1.259 | 1.260 | 0.000 |
| 5 | 959 | 1.256 | 1.256 | 0.000 |
| 5 | 991 | 1.254 | 1.254 | 0.000 |
| 5 | 1000 | 1.253 | 1.253 | 0.000 |
| 5 | 1011 | 1.254 | 1.254 | 0.000 |
| 5 | 1087 | 1.258 | 1.258 | 0.000 |
| 5 | 1097 | 1.257 | 1.257 | 0.000 |
| 10 | 180 | 1.256 | 1.256 | 0.000 |
| 10 | 236 | 1.256 | 1.256 | 0.000 |
| 10 | 246 | 1.255 | 1.255 | 0.000 |
| 12 | 190 | 1.257 | 1.257 | 0.000 |
| 12 | 266 | 1.256 | 1.256 | 0.000 |
| 12 | 308 | 1.257 | 1.257 | 0.000 |
| 15 | 848 | 1.259 | 1.259 | 0.000 |
| 15 | 878 | 1.255 | 1.255 | 0.000 |
| 15 | 880 | 1.258 | 1.258 | 0.000 |
| 15 | 942 | 1.257 | 1.257 | 0.000 |
| 15 | 947 | 1.256 | 1.256 | 0.000 |
| 15 | 962 | 1.259 | 1.259 | 0.000 |
| 30 | 1141 | 1.258 | 1.258 | 0.000 |
| 30 | 1242 | 1.257 | 1.257 | 0.000 |
| 30 | 1417 | 1.258 | 1.258 | 0.000 |
| 32 | 1126 | 1.257 | 1.256 | 0.000 |
| 32 | 1165 | 1.259 | 1.259 | 0.000 |
| 32 | 1300 | 1.259 | 1.259 | 0.000 |
| 35 | 376 | 1.257 | 1.257 | 0.000 |
| 35 | 405 | 1.256 | 1.257 | 0.000 |
| 35 | 425 | 1.257 | 1.257 | 0.000 |
| 35 | 492 | 1.256 | 1.256 | 0.000 |
| 35 | 501 | 1.257 | 1.257 | 0.000 |
| 35 | 521 | 1.255 | 1.255 | 0.000 |
| 50 | 300 | 1.255 | 1.255 | 0.000 |
| 50 | 756 | 1.257 | 1.257 | 0.000 |
| 50 | 1100 | 1.258 | 1.258 | 0.000 |
| 52 | 451 | 1.257 | 1.257 | 0.000 |
| 52 | 587 | 1.255 | 1.255 | 0.000 |
| 52 | 956 | 1.254 | 1.254 | 0.000 |
| 55 | 198 | 1.257 | 1.257 | 0.000 |
| 55 | 220 | 1.255 | 1.255 | 0.000 |
| 55 | 665 | 1.256 | 1.256 | 0.000 |
| 55 | 818 | 1.256 | 1.256 | 0.000 |
| 55 | 1057 | 1.259 | 1.259 | 0.000 |
| 55 | 1137 | 1.258 | 1.258 | 0.000 |
| 100 | 448 | 1.254 | 1.254 | 0.000 |
| 100 | 938 | 1.256 | 1.257 | 0.000 |
| 100 | 1051 | 1.256 | 1.256 | 0.000 |
| 102 | 921 | 1.257 | 1.257 | 0.000 |
| 102 | 1113 | 1.257 | 1.257 | 0.000 |
| 102 | 1234 | 1.256 | 1.255 | 0.000 |
| 105 | 194 | 1.256 | 1.256 | 0.000 |
| 105 | 367 | 1.255 | 1.255 | 0.000 |
| 105 | 440 | 1.255 | 1.255 | 0.000 |
| 105 | 477 | 1.257 | 1.257 | 0.000 |
| 105 | 556 | 1.257 | 1.257 | 0.000 |
| 105 | 1213 | 1.257 | 1.257 | 0.000 |
| Max | | 1.259 | 1.260 | 0.000 |
| Average | | 1.256 | 1.256 | 0.000 |
| Min | | 1.253 | 1.253 | 0.000 |
| Std Dev | | 0.001 | 0.001 | 0.000 |

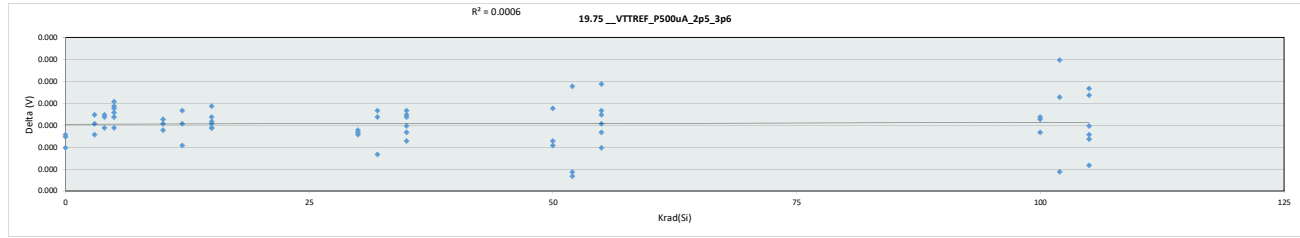


| 19.74_VTTREF_N500uA_2p5 | | | | | | | | | | | | | | | | |
|-------------------------|--------|-------------|-------|-----------|-----------|-------|-------|-------|-------|-------|-------|-------|-------|-------|-------|-------|
| Test Site | Tester | Test Number | Unit | Max Limit | Min Limit | | | | | | | | | | | |
| | | V | V | 1.275 | 1.225 | | | | | | | | | | | |
| Krad(Si) | 0 | 3 | 4 | 5 | 10 | 12 | 15 | 30 | 32 | 35 | 50 | 52 | 55 | 100 | 102 | 105 |
| LL | 1.225 | 1.225 | 1.225 | 1.225 | 1.225 | 1.225 | 1.225 | 1.225 | 1.225 | 1.225 | 1.225 | 1.225 | 1.225 | 1.225 | 1.225 | 1.225 |
| Min | 1.257 | 1.256 | 1.255 | 1.253 | 1.255 | 1.256 | 1.255 | 1.257 | 1.257 | 1.258 | 1.255 | 1.254 | 1.255 | 1.254 | 1.255 | 1.255 |
| Average | 1.257 | 1.256 | 1.256 | 1.255 | 1.256 | 1.257 | 1.257 | 1.258 | 1.258 | 1.257 | 1.256 | 1.255 | 1.257 | 1.255 | 1.256 | 1.256 |
| Max | 1.258 | 1.256 | 1.260 | 1.258 | 1.256 | 1.257 | 1.259 | 1.258 | 1.259 | 1.257 | 1.258 | 1.257 | 1.259 | 1.257 | 1.257 | 1.257 |
| UL | 1.275 | 1.275 | 1.275 | 1.275 | 1.275 | 1.275 | 1.275 | 1.275 | 1.275 | 1.275 | 1.275 | 1.275 | 1.275 | 1.275 | 1.275 | 1.275 |

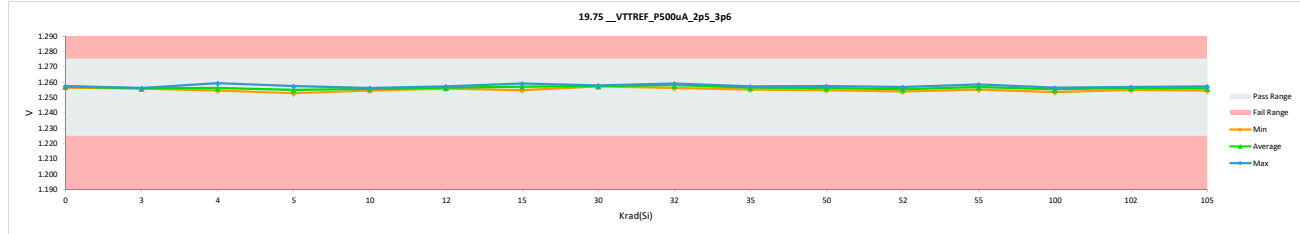


HDR TID Report
TPS7H3302-SP QML CALSS P

| 19.75_VTTREF_P500uA_2p5_3p6 | | | | |
|-----------------------------|----------|-------------|-------|-------|
| Test Site | Tester | Test Number | Unit | |
| | | V | V | |
| Max Limit | | 1.275 | 1.275 | |
| Min Limit | | 1.225 | 1.225 | |
| Krad(Si) | Serial # | PRE | POST | Delta |
| 0 | 775 | 1.257 | 1.256 | 0.000 |
| 0 | 1088 | 1.258 | 1.257 | 0.000 |
| 0 | 1106 | 1.257 | 1.257 | 0.000 |
| 3 | 817 | 1.256 | 1.256 | 0.000 |
| 3 | 825 | 1.256 | 1.256 | 0.000 |
| 3 | 833 | 1.256 | 1.256 | 0.000 |
| 4 | 547 | 1.254 | 1.255 | 0.000 |
| 4 | 645 | 1.255 | 1.255 | 0.000 |
| 4 | 788 | 1.259 | 1.259 | 0.000 |
| 5 | 959 | 1.255 | 1.255 | 0.000 |
| 5 | 991 | 1.253 | 1.254 | 0.000 |
| 5 | 1000 | 1.253 | 1.253 | 0.000 |
| 5 | 1011 | 1.254 | 1.254 | 0.000 |
| 5 | 1087 | 1.257 | 1.258 | 0.000 |
| 5 | 1097 | 1.257 | 1.257 | 0.000 |
| 10 | 180 | 1.256 | 1.256 | 0.000 |
| 10 | 236 | 1.256 | 1.256 | 0.000 |
| 10 | 246 | 1.255 | 1.255 | 0.000 |
| 12 | 190 | 1.257 | 1.257 | 0.000 |
| 12 | 266 | 1.256 | 1.256 | 0.000 |
| 12 | 308 | 1.257 | 1.257 | 0.000 |
| 15 | 848 | 1.259 | 1.259 | 0.000 |
| 15 | 878 | 1.255 | 1.255 | 0.000 |
| 15 | 880 | 1.258 | 1.258 | 0.000 |
| 15 | 942 | 1.256 | 1.256 | 0.000 |
| 15 | 947 | 1.256 | 1.256 | 0.000 |
| 15 | 962 | 1.259 | 1.259 | 0.000 |
| 30 | 1141 | 1.258 | 1.258 | 0.000 |
| 30 | 1242 | 1.257 | 1.257 | 0.000 |
| 30 | 1417 | 1.257 | 1.257 | 0.000 |
| 32 | 1126 | 1.256 | 1.256 | 0.000 |
| 32 | 1165 | 1.258 | 1.258 | 0.000 |
| 32 | 1300 | 1.259 | 1.259 | 0.000 |
| 35 | 376 | 1.257 | 1.257 | 0.000 |
| 35 | 405 | 1.256 | 1.256 | 0.000 |
| 35 | 425 | 1.257 | 1.257 | 0.000 |
| 35 | 492 | 1.256 | 1.256 | 0.000 |
| 35 | 501 | 1.257 | 1.257 | 0.000 |
| 35 | 521 | 1.255 | 1.255 | 0.000 |
| 50 | 300 | 1.255 | 1.255 | 0.000 |
| 50 | 756 | 1.257 | 1.257 | 0.000 |
| 50 | 1100 | 1.258 | 1.257 | 0.000 |
| 52 | 451 | 1.257 | 1.257 | 0.000 |
| 52 | 587 | 1.255 | 1.255 | 0.000 |
| 52 | 956 | 1.254 | 1.254 | 0.000 |
| 55 | 198 | 1.257 | 1.257 | 0.000 |
| 55 | 220 | 1.255 | 1.255 | 0.000 |
| 55 | 665 | 1.255 | 1.256 | 0.000 |
| 55 | 818 | 1.256 | 1.256 | 0.000 |
| 55 | 1057 | 1.259 | 1.259 | 0.000 |
| 55 | 1137 | 1.258 | 1.258 | 0.000 |
| 100 | 448 | 1.253 | 1.253 | 0.000 |
| 100 | 938 | 1.256 | 1.256 | 0.000 |
| 100 | 1051 | 1.256 | 1.256 | 0.000 |
| 102 | 921 | 1.257 | 1.257 | 0.000 |
| 102 | 1113 | 1.257 | 1.257 | 0.000 |
| 102 | 1234 | 1.256 | 1.255 | 0.000 |
| 105 | 194 | 1.256 | 1.256 | 0.000 |
| 105 | 367 | 1.255 | 1.255 | 0.000 |
| 105 | 440 | 1.255 | 1.255 | 0.000 |
| 105 | 477 | 1.257 | 1.257 | 0.000 |
| 105 | 556 | 1.257 | 1.256 | 0.000 |
| 105 | 1213 | 1.257 | 1.257 | 0.000 |
| Max | | 1.259 | 1.259 | 0.000 |
| Average | | 1.256 | 1.256 | 0.000 |
| Min | | 1.253 | 1.253 | 0.000 |
| Std Dev | | 0.001 | 0.001 | 0.000 |

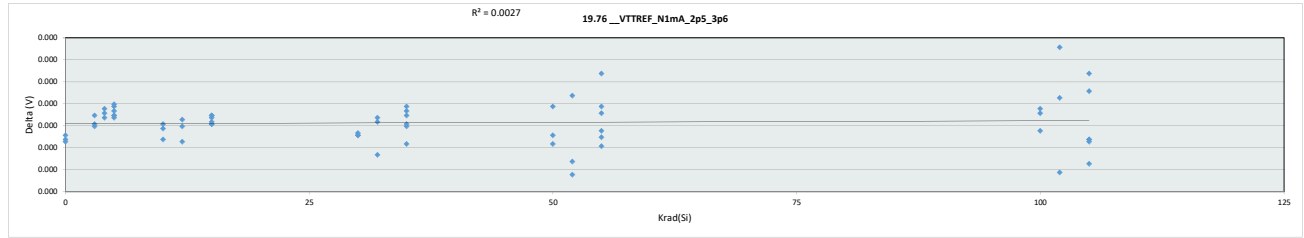


| 19.75_VTTREF_P500uA_2p5 | | | | | | | | | | | | | | | | |
|-------------------------|--------|-------------|-------|-------|-------|-------|-------|-------|-------|-------|-------|-------|-------|-------|-------|-------|
| Test Site | Tester | Test Number | Unit | | | | | | | | | | | | | |
| Max Limit | | 1.275 | V | | | | | | | | | | | | | |
| Min Limit | | 1.225 | V | | | | | | | | | | | | | |
| Krad(Si) | 0 | 3 | 4 | 5 | 10 | 12 | 15 | 30 | 32 | 35 | 50 | 52 | 55 | 100 | 102 | 105 |
| LL | 1.225 | 1.225 | 1.225 | 1.225 | 1.225 | 1.225 | 1.225 | 1.225 | 1.225 | 1.225 | 1.225 | 1.225 | 1.225 | 1.225 | 1.225 | 1.225 |
| Min | 1.256 | 1.256 | 1.255 | 1.253 | 1.255 | 1.256 | 1.255 | 1.257 | 1.256 | 1.255 | 1.256 | 1.255 | 1.254 | 1.255 | 1.253 | 1.255 |
| Average | 1.257 | 1.256 | 1.256 | 1.255 | 1.256 | 1.257 | 1.257 | 1.258 | 1.258 | 1.256 | 1.256 | 1.255 | 1.257 | 1.255 | 1.256 | 1.256 |
| Max | 1.257 | 1.256 | 1.259 | 1.258 | 1.256 | 1.257 | 1.259 | 1.258 | 1.259 | 1.257 | 1.257 | 1.259 | 1.256 | 1.257 | 1.256 | 1.257 |
| UL | 1.275 | 1.275 | 1.275 | 1.275 | 1.275 | 1.275 | 1.275 | 1.275 | 1.275 | 1.275 | 1.275 | 1.275 | 1.275 | 1.275 | 1.275 | 1.275 |

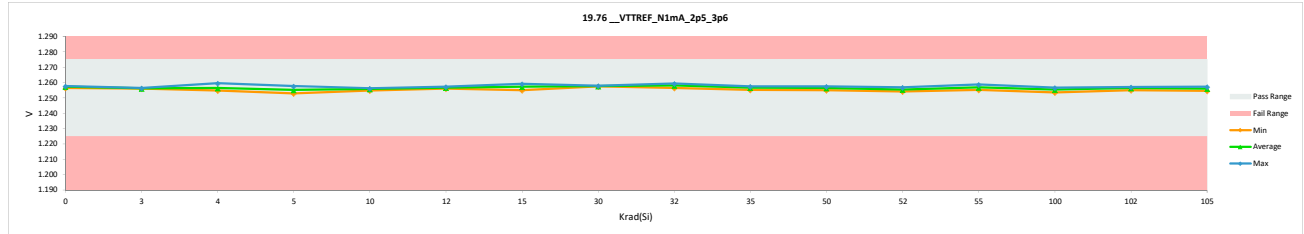


HDR TID Report
TPS7H3302-SP QML CALSS P

| 19.76_VTTREF_N1mA_2p5_3p6 | | | | |
|---------------------------|----------|-------------|-------|-------|
| Test Site | Tester | Test Number | Unit | |
| | | | V | V |
| Max Limit | | | 1.275 | 1.275 |
| Min Limit | | | 1.225 | 1.225 |
| Krad(Si) | Serial # | PRE | POST | Delta |
| 0 | 775 | 1.257 | 1.257 | 0.000 |
| 0 | 1088 | 1.258 | 1.258 | 0.000 |
| 0 | 1106 | 1.258 | 1.258 | 0.000 |
| 3 | 817 | 1.256 | 1.256 | 0.000 |
| 3 | 825 | 1.256 | 1.256 | 0.000 |
| 3 | 833 | 1.256 | 1.256 | 0.000 |
| 4 | 547 | 1.255 | 1.255 | 0.000 |
| 4 | 645 | 1.255 | 1.255 | 0.000 |
| 4 | 788 | 1.260 | 1.260 | 0.000 |
| 5 | 959 | 1.256 | 1.256 | 0.000 |
| 5 | 991 | 1.254 | 1.254 | 0.000 |
| 5 | 1000 | 1.253 | 1.253 | 0.000 |
| 5 | 1011 | 1.254 | 1.254 | 0.000 |
| 5 | 1087 | 1.258 | 1.258 | 0.000 |
| 5 | 1097 | 1.257 | 1.257 | 0.000 |
| 10 | 180 | 1.256 | 1.256 | 0.000 |
| 10 | 236 | 1.256 | 1.256 | 0.000 |
| 10 | 246 | 1.255 | 1.255 | 0.000 |
| 12 | 190 | 1.257 | 1.257 | 0.000 |
| 12 | 266 | 1.256 | 1.256 | 0.000 |
| 12 | 308 | 1.257 | 1.257 | 0.000 |
| 15 | 848 | 1.259 | 1.259 | 0.000 |
| 15 | 878 | 1.255 | 1.255 | 0.000 |
| 15 | 880 | 1.258 | 1.258 | 0.000 |
| 15 | 942 | 1.257 | 1.257 | 0.000 |
| 15 | 947 | 1.256 | 1.256 | 0.000 |
| 15 | 962 | 1.259 | 1.259 | 0.000 |
| 30 | 1141 | 1.258 | 1.258 | 0.000 |
| 30 | 1242 | 1.258 | 1.258 | 0.000 |
| 30 | 1417 | 1.258 | 1.258 | 0.000 |
| 32 | 1126 | 1.257 | 1.257 | 0.000 |
| 32 | 1165 | 1.259 | 1.259 | 0.000 |
| 32 | 1300 | 1.259 | 1.259 | 0.000 |
| 35 | 376 | 1.257 | 1.258 | 0.000 |
| 35 | 405 | 1.256 | 1.257 | 0.000 |
| 35 | 425 | 1.257 | 1.257 | 0.000 |
| 35 | 492 | 1.256 | 1.256 | 0.000 |
| 35 | 501 | 1.257 | 1.258 | 0.000 |
| 35 | 521 | 1.255 | 1.255 | 0.000 |
| 50 | 300 | 1.255 | 1.255 | 0.000 |
| 50 | 756 | 1.257 | 1.257 | 0.000 |
| 50 | 1100 | 1.258 | 1.258 | 0.000 |
| 52 | 451 | 1.257 | 1.257 | 0.000 |
| 52 | 587 | 1.255 | 1.255 | 0.000 |
| 52 | 956 | 1.254 | 1.254 | 0.000 |
| 55 | 198 | 1.257 | 1.257 | 0.000 |
| 55 | 220 | 1.255 | 1.255 | 0.000 |
| 55 | 665 | 1.256 | 1.256 | 0.000 |
| 55 | 818 | 1.256 | 1.256 | 0.000 |
| 55 | 1057 | 1.259 | 1.259 | 0.000 |
| 55 | 1137 | 1.258 | 1.258 | 0.000 |
| 100 | 448 | 1.254 | 1.254 | 0.000 |
| 100 | 938 | 1.257 | 1.257 | 0.000 |
| 100 | 1051 | 1.256 | 1.256 | 0.000 |
| 102 | 921 | 1.257 | 1.257 | 0.000 |
| 102 | 1113 | 1.257 | 1.257 | 0.000 |
| 102 | 1234 | 1.256 | 1.256 | 0.000 |
| 105 | 194 | 1.256 | 1.256 | 0.000 |
| 105 | 367 | 1.255 | 1.255 | 0.000 |
| 105 | 440 | 1.255 | 1.255 | 0.000 |
| 105 | 477 | 1.257 | 1.257 | 0.000 |
| 105 | 556 | 1.257 | 1.257 | 0.000 |
| 105 | 1213 | 1.257 | 1.257 | 0.000 |
| Max | | 1.260 | 1.260 | 0.000 |
| Average | | 1.257 | 1.257 | 0.000 |
| Min | | 1.253 | 1.253 | 0.000 |
| Std Dev | | 0.001 | 0.001 | 0.000 |

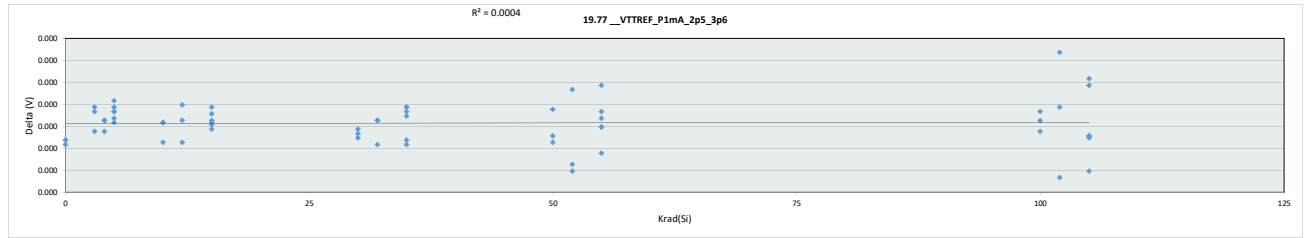


| 19.76_VTTREF_N1mA_2p5_3p6 | | | | | | | | | | | | | | | | |
|---------------------------|--------|-------------|-----------|-----------|-------|-------|-------|-------|-------|-------|-------|-------|-------|-------|-------|-------|
| Test Site | Tester | Test Number | Max Limit | Min Limit | | | | | | | | | | | | |
| | | | 1.275 | V | | | | | | | | | | | | |
| | | | 1.225 | V | | | | | | | | | | | | |
| Krad(Si) | 0 | 3 | 4 | 5 | 10 | 12 | 15 | 30 | 32 | 35 | 50 | 52 | 55 | 100 | 102 | 105 |
| LL | 1.225 | 1.225 | 1.225 | 1.225 | 1.225 | 1.225 | 1.225 | 1.225 | 1.225 | 1.225 | 1.225 | 1.225 | 1.225 | 1.225 | 1.225 | 1.225 |
| Min | 1.257 | 1.256 | 1.255 | 1.253 | 1.255 | 1.256 | 1.255 | 1.257 | 1.257 | 1.258 | 1.255 | 1.254 | 1.255 | 1.254 | 1.255 | 1.255 |
| Average | 1.257 | 1.256 | 1.257 | 1.255 | 1.256 | 1.257 | 1.257 | 1.258 | 1.258 | 1.257 | 1.256 | 1.256 | 1.257 | 1.256 | 1.256 | 1.256 |
| Max | 1.258 | 1.256 | 1.260 | 1.258 | 1.256 | 1.257 | 1.259 | 1.258 | 1.259 | 1.258 | 1.258 | 1.259 | 1.257 | 1.259 | 1.257 | 1.257 |
| UL | 1.275 | 1.275 | 1.275 | 1.275 | 1.275 | 1.275 | 1.275 | 1.275 | 1.275 | 1.275 | 1.275 | 1.275 | 1.275 | 1.275 | 1.275 | 1.275 |

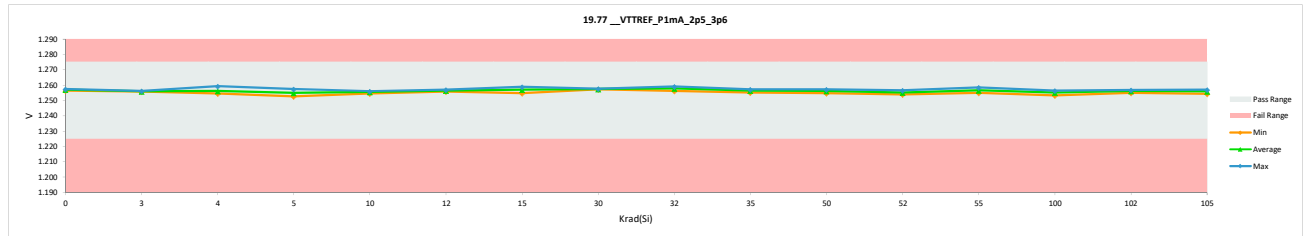


HDR TID Report
TPS7H3302-SP QML CALSS P

| 19.77_VTTREF_P1mA_2p5_3p6 | | | | |
|---------------------------|----------|-------------|-------|-------|
| Test Site | Tester | Test Number | Unit | Delta |
| | | | V | V |
| Max Limit | | | 1.275 | 1.275 |
| Min Limit | | | 1.225 | 1.225 |
| Krad(Si) | Serial # | PRE | POST | Delta |
| 0 | 775 | 1.256 | 1.256 | 0.000 |
| 0 | 1088 | 1.258 | 1.257 | 0.000 |
| 0 | 1106 | 1.257 | 1.257 | 0.000 |
| 3 | 817 | 1.256 | 1.256 | 0.000 |
| 3 | 825 | 1.256 | 1.256 | 0.000 |
| 3 | 833 | 1.256 | 1.256 | 0.000 |
| 4 | 547 | 1.254 | 1.254 | 0.000 |
| 4 | 645 | 1.255 | 1.255 | 0.000 |
| 4 | 788 | 1.259 | 1.259 | 0.000 |
| 5 | 959 | 1.255 | 1.255 | 0.000 |
| 5 | 991 | 1.253 | 1.253 | 0.000 |
| 5 | 1000 | 1.253 | 1.253 | 0.000 |
| 5 | 1011 | 1.254 | 1.254 | 0.000 |
| 5 | 1087 | 1.257 | 1.257 | 0.000 |
| 5 | 1097 | 1.257 | 1.257 | 0.000 |
| 10 | 180 | 1.256 | 1.256 | 0.000 |
| 10 | 236 | 1.256 | 1.256 | 0.000 |
| 10 | 246 | 1.254 | 1.255 | 0.000 |
| 12 | 190 | 1.257 | 1.257 | 0.000 |
| 12 | 266 | 1.256 | 1.256 | 0.000 |
| 12 | 308 | 1.257 | 1.257 | 0.000 |
| 15 | 848 | 1.259 | 1.259 | 0.000 |
| 15 | 878 | 1.255 | 1.255 | 0.000 |
| 15 | 880 | 1.258 | 1.258 | 0.000 |
| 15 | 942 | 1.256 | 1.256 | 0.000 |
| 15 | 947 | 1.255 | 1.255 | 0.000 |
| 15 | 962 | 1.259 | 1.259 | 0.000 |
| 30 | 1141 | 1.258 | 1.258 | 0.000 |
| 30 | 1242 | 1.257 | 1.257 | 0.000 |
| 30 | 1417 | 1.257 | 1.257 | 0.000 |
| 32 | 1126 | 1.256 | 1.256 | 0.000 |
| 32 | 1165 | 1.258 | 1.258 | 0.000 |
| 32 | 1300 | 1.259 | 1.259 | 0.000 |
| 35 | 376 | 1.257 | 1.257 | 0.000 |
| 35 | 405 | 1.256 | 1.256 | 0.000 |
| 35 | 425 | 1.257 | 1.257 | 0.000 |
| 35 | 492 | 1.256 | 1.256 | 0.000 |
| 35 | 501 | 1.257 | 1.257 | 0.000 |
| 35 | 521 | 1.255 | 1.255 | 0.000 |
| 50 | 300 | 1.255 | 1.255 | 0.000 |
| 50 | 756 | 1.256 | 1.257 | 0.000 |
| 50 | 1100 | 1.257 | 1.257 | 0.000 |
| 52 | 451 | 1.257 | 1.257 | 0.000 |
| 52 | 587 | 1.255 | 1.255 | 0.000 |
| 52 | 956 | 1.254 | 1.254 | 0.000 |
| 55 | 198 | 1.257 | 1.257 | 0.000 |
| 55 | 220 | 1.255 | 1.255 | 0.000 |
| 55 | 665 | 1.255 | 1.256 | 0.000 |
| 55 | 818 | 1.256 | 1.256 | 0.000 |
| 55 | 1057 | 1.259 | 1.259 | 0.000 |
| 55 | 1137 | 1.258 | 1.258 | 0.000 |
| 100 | 448 | 1.253 | 1.253 | 0.000 |
| 100 | 938 | 1.256 | 1.256 | 0.000 |
| 100 | 1051 | 1.256 | 1.256 | 0.000 |
| 102 | 921 | 1.257 | 1.257 | 0.000 |
| 102 | 1113 | 1.257 | 1.257 | 0.000 |
| 102 | 1234 | 1.256 | 1.255 | 0.000 |
| 105 | 194 | 1.256 | 1.256 | 0.000 |
| 105 | 367 | 1.255 | 1.254 | 0.000 |
| 105 | 440 | 1.255 | 1.255 | 0.000 |
| 105 | 477 | 1.257 | 1.257 | 0.000 |
| 105 | 556 | 1.256 | 1.256 | 0.000 |
| 105 | 1213 | 1.256 | 1.256 | 0.000 |
| Max | | 1.259 | 1.259 | 0.000 |
| Average | | 1.256 | 1.256 | 0.000 |
| Min | | 1.253 | 1.253 | 0.000 |
| Std Dev | | 0.001 | 0.001 | 0.000 |

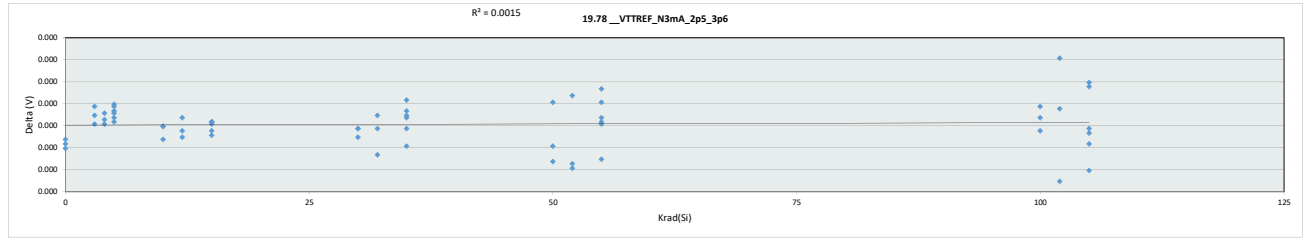


| 19.77_VTTREF_P1mA_2p5_3p6 | | | | | | | | | | | | | | | | |
|---------------------------|--------|-------------|-------|-------|-------|-------|-------|-------|-------|-------|-------|-------|-------|-------|-------|-------|
| Test Site | Tester | Test Number | Unit | Delta | | | | | | | | | | | | |
| | | | V | V | | | | | | | | | | | | |
| Max Limit | | | 1.275 | 1.275 | | | | | | | | | | | | |
| Min Limit | | | 1.225 | 1.225 | | | | | | | | | | | | |
| Krad(Si) | 0 | 3 | 4 | 5 | 10 | 12 | 15 | 30 | 32 | 35 | 50 | 52 | 55 | 100 | 102 | 105 |
| LL | 1.225 | 1.225 | 1.225 | 1.225 | 1.225 | 1.225 | 1.225 | 1.225 | 1.225 | 1.225 | 1.225 | 1.225 | 1.225 | 1.225 | 1.225 | 1.225 |
| Min | 1.256 | 1.256 | 1.254 | 1.253 | 1.255 | 1.256 | 1.255 | 1.257 | 1.256 | 1.255 | 1.254 | 1.255 | 1.255 | 1.253 | 1.255 | 1.254 |
| Average | 1.257 | 1.256 | 1.256 | 1.255 | 1.256 | 1.256 | 1.257 | 1.257 | 1.258 | 1.256 | 1.256 | 1.255 | 1.257 | 1.255 | 1.256 | 1.256 |
| Max | 1.257 | 1.256 | 1.259 | 1.257 | 1.256 | 1.257 | 1.259 | 1.258 | 1.259 | 1.257 | 1.257 | 1.259 | 1.256 | 1.257 | 1.257 | 1.257 |
| UL | 1.275 | 1.275 | 1.275 | 1.275 | 1.275 | 1.275 | 1.275 | 1.275 | 1.275 | 1.275 | 1.275 | 1.275 | 1.275 | 1.275 | 1.275 | 1.275 |

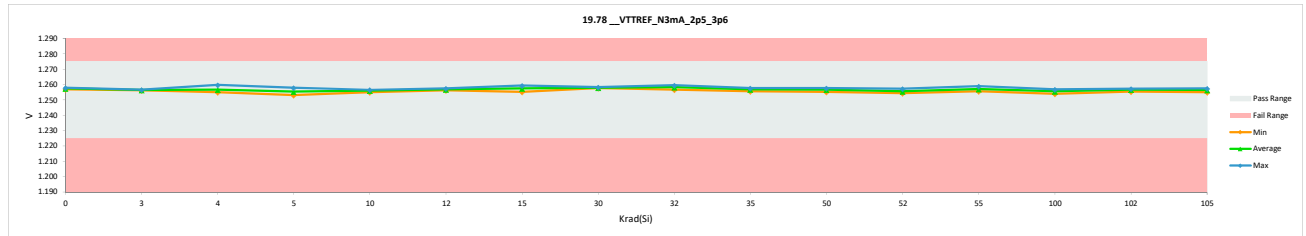


HDR TID Report
TPS7H3302-SP QML CALSS P

| 19.78_VTTREF_N3mA_2p5_3p6 | | | | |
|---------------------------|--------|-------------|-------|-------|
| Test Site | Tester | Test Number | Unit | Delta |
| 0 | 775 | 1.257 | 1.257 | 0.000 |
| 0 | 1088 | 1.258 | 1.258 | 0.000 |
| 0 | 1106 | 1.258 | 1.258 | 0.000 |
| 3 | 817 | 1.256 | 1.256 | 0.000 |
| 3 | 825 | 1.257 | 1.257 | 0.000 |
| 3 | 833 | 1.256 | 1.256 | 0.000 |
| 4 | 547 | 1.255 | 1.255 | 0.000 |
| 4 | 645 | 1.255 | 1.255 | 0.000 |
| 4 | 788 | 1.260 | 1.260 | 0.000 |
| 5 | 959 | 1.256 | 1.256 | 0.000 |
| 5 | 991 | 1.254 | 1.254 | 0.000 |
| 5 | 1000 | 1.253 | 1.253 | 0.000 |
| 5 | 1011 | 1.254 | 1.254 | 0.000 |
| 5 | 1087 | 1.258 | 1.258 | 0.000 |
| 5 | 1097 | 1.257 | 1.257 | 0.000 |
| 10 | 180 | 1.257 | 1.257 | 0.000 |
| 10 | 236 | 1.257 | 1.257 | 0.000 |
| 10 | 246 | 1.255 | 1.255 | 0.000 |
| 12 | 190 | 1.258 | 1.258 | 0.000 |
| 12 | 266 | 1.256 | 1.256 | 0.000 |
| 12 | 308 | 1.257 | 1.257 | 0.000 |
| 15 | 848 | 1.259 | 1.259 | 0.000 |
| 15 | 878 | 1.255 | 1.255 | 0.000 |
| 15 | 880 | 1.258 | 1.258 | 0.000 |
| 15 | 942 | 1.257 | 1.257 | 0.000 |
| 15 | 947 | 1.256 | 1.256 | 0.000 |
| 15 | 962 | 1.260 | 1.260 | 0.000 |
| 30 | 1141 | 1.258 | 1.258 | 0.000 |
| 30 | 1242 | 1.258 | 1.258 | 0.000 |
| 30 | 1417 | 1.258 | 1.258 | 0.000 |
| 32 | 1126 | 1.257 | 1.257 | 0.000 |
| 32 | 1165 | 1.259 | 1.259 | 0.000 |
| 32 | 1300 | 1.260 | 1.260 | 0.000 |
| 35 | 376 | 1.258 | 1.258 | 0.000 |
| 35 | 405 | 1.257 | 1.257 | 0.000 |
| 35 | 425 | 1.257 | 1.257 | 0.000 |
| 35 | 492 | 1.257 | 1.257 | 0.000 |
| 35 | 501 | 1.258 | 1.258 | 0.000 |
| 35 | 521 | 1.256 | 1.256 | 0.000 |
| 50 | 300 | 1.255 | 1.255 | 0.000 |
| 50 | 756 | 1.257 | 1.257 | 0.000 |
| 50 | 1100 | 1.258 | 1.258 | 0.000 |
| 52 | 451 | 1.257 | 1.257 | 0.000 |
| 52 | 587 | 1.255 | 1.256 | 0.000 |
| 52 | 956 | 1.255 | 1.254 | 0.000 |
| 55 | 198 | 1.257 | 1.257 | 0.000 |
| 55 | 220 | 1.256 | 1.256 | 0.000 |
| 55 | 665 | 1.256 | 1.256 | 0.000 |
| 55 | 818 | 1.257 | 1.257 | 0.000 |
| 55 | 1057 | 1.259 | 1.259 | 0.000 |
| 55 | 1137 | 1.259 | 1.259 | 0.000 |
| 100 | 448 | 1.254 | 1.254 | 0.000 |
| 100 | 938 | 1.257 | 1.257 | 0.000 |
| 100 | 1051 | 1.257 | 1.257 | 0.000 |
| 102 | 921 | 1.257 | 1.257 | 0.000 |
| 102 | 1113 | 1.257 | 1.257 | 0.000 |
| 102 | 1234 | 1.256 | 1.256 | 0.000 |
| 105 | 194 | 1.257 | 1.257 | 0.000 |
| 105 | 367 | 1.255 | 1.255 | 0.000 |
| 105 | 440 | 1.255 | 1.256 | 0.000 |
| 105 | 477 | 1.258 | 1.258 | 0.000 |
| 105 | 556 | 1.257 | 1.257 | 0.000 |
| 105 | 1213 | 1.257 | 1.257 | 0.000 |
| Max | | 1.260 | 1.260 | 0.000 |
| Average | | 1.257 | 1.257 | 0.000 |
| Min | | 1.253 | 1.253 | 0.000 |
| Std Dev | | 0.001 | 0.001 | 0.000 |

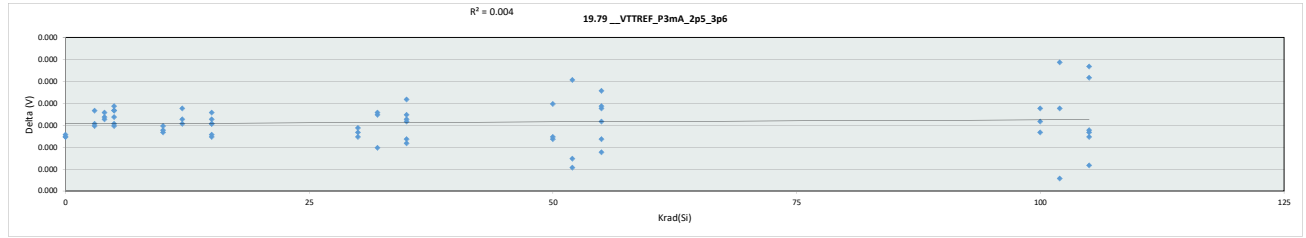


| 19.78_VTTREF_N3mA_2p5_3p6 | | | | | | | | | | | | | | | | |
|---------------------------|--------|-------------|-------|-------|-------|-------|-------|-------|-------|-------|-------|-------|-------|-------|-------|-------|
| Test Site | Tester | Test Number | Unit | Delta | | | | | | | | | | | | |
| Max Limit | | 1.275 | V | | | | | | | | | | | | | |
| Min Limit | | 1.225 | V | | | | | | | | | | | | | |
| Krad(Si) | 0 | 3 | 4 | 5 | 10 | 12 | 15 | 30 | 32 | 35 | 50 | 52 | 55 | 100 | 102 | 105 |
| LL | 1.225 | 1.225 | 1.225 | 1.225 | 1.225 | 1.225 | 1.225 | 1.225 | 1.225 | 1.225 | 1.225 | 1.225 | 1.225 | 1.225 | 1.225 | 1.225 |
| Min | 1.257 | 1.256 | 1.255 | 1.253 | 1.255 | 1.256 | 1.255 | 1.258 | 1.257 | 1.256 | 1.255 | 1.254 | 1.256 | 1.254 | 1.255 | 1.255 |
| Average | 1.258 | 1.257 | 1.257 | 1.255 | 1.256 | 1.257 | 1.258 | 1.258 | 1.258 | 1.257 | 1.257 | 1.256 | 1.257 | 1.256 | 1.257 | 1.256 |
| Max | 1.258 | 1.257 | 1.260 | 1.258 | 1.257 | 1.258 | 1.260 | 1.258 | 1.260 | 1.258 | 1.258 | 1.257 | 1.259 | 1.257 | 1.257 | 1.258 |
| UL | 1.275 | 1.275 | 1.275 | 1.275 | 1.275 | 1.275 | 1.275 | 1.275 | 1.275 | 1.275 | 1.275 | 1.275 | 1.275 | 1.275 | 1.275 | 1.275 |

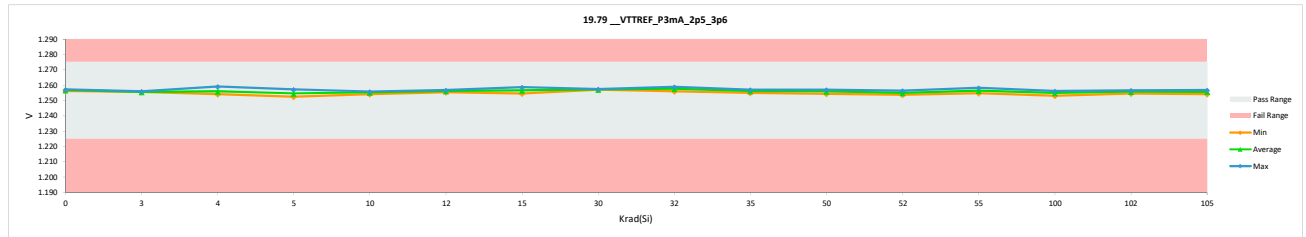


HDR TID Report
TPS7H3302-SP QML CALSS P

| 19.79_VTTREF_P3mA_2p5_3p6 | | | | |
|---------------------------|----------|-------------|-------|-------|
| Test Site | Tester | Test Number | Unit | |
| | | | V | V |
| Max Limit | | | 1.275 | 1.275 |
| Min Limit | | | 1.225 | 1.225 |
| Krad(Si) | Serial # | PRE | POST | Delta |
| 0 | 775 | 1.256 | 1.256 | 0.000 |
| 0 | 1088 | 1.257 | 1.257 | 0.000 |
| 0 | 1106 | 1.257 | 1.257 | 0.000 |
| 3 | 817 | 1.256 | 1.256 | 0.000 |
| 3 | 825 | 1.256 | 1.256 | 0.000 |
| 3 | 833 | 1.256 | 1.256 | 0.000 |
| 4 | 547 | 1.254 | 1.254 | 0.000 |
| 4 | 645 | 1.255 | 1.255 | 0.000 |
| 4 | 788 | 1.259 | 1.259 | 0.000 |
| 5 | 959 | 1.255 | 1.255 | 0.000 |
| 5 | 991 | 1.253 | 1.253 | 0.000 |
| 5 | 1000 | 1.252 | 1.252 | 0.000 |
| 5 | 1011 | 1.253 | 1.253 | 0.000 |
| 5 | 1087 | 1.257 | 1.257 | 0.000 |
| 5 | 1097 | 1.256 | 1.257 | 0.000 |
| 10 | 180 | 1.256 | 1.256 | 0.000 |
| 10 | 236 | 1.256 | 1.256 | 0.000 |
| 10 | 246 | 1.254 | 1.254 | 0.000 |
| 12 | 190 | 1.257 | 1.257 | 0.000 |
| 12 | 266 | 1.255 | 1.255 | 0.000 |
| 12 | 308 | 1.256 | 1.256 | 0.000 |
| 15 | 848 | 1.258 | 1.258 | 0.000 |
| 15 | 878 | 1.254 | 1.254 | 0.000 |
| 15 | 880 | 1.258 | 1.258 | 0.000 |
| 15 | 942 | 1.256 | 1.256 | 0.000 |
| 15 | 947 | 1.255 | 1.255 | 0.000 |
| 15 | 962 | 1.259 | 1.259 | 0.000 |
| 30 | 1141 | 1.258 | 1.258 | 0.000 |
| 30 | 1242 | 1.257 | 1.257 | 0.000 |
| 30 | 1417 | 1.257 | 1.257 | 0.000 |
| 32 | 1126 | 1.256 | 1.256 | 0.000 |
| 32 | 1165 | 1.258 | 1.258 | 0.000 |
| 32 | 1300 | 1.259 | 1.259 | 0.000 |
| 35 | 376 | 1.257 | 1.257 | 0.000 |
| 35 | 405 | 1.256 | 1.256 | 0.000 |
| 35 | 425 | 1.256 | 1.256 | 0.000 |
| 35 | 492 | 1.256 | 1.256 | 0.000 |
| 35 | 501 | 1.257 | 1.257 | 0.000 |
| 35 | 521 | 1.255 | 1.255 | 0.000 |
| 50 | 300 | 1.255 | 1.254 | 0.000 |
| 50 | 756 | 1.256 | 1.256 | 0.000 |
| 50 | 1100 | 1.257 | 1.257 | 0.000 |
| 52 | 451 | 1.257 | 1.257 | 0.000 |
| 52 | 587 | 1.255 | 1.255 | 0.000 |
| 52 | 956 | 1.254 | 1.254 | 0.000 |
| 55 | 198 | 1.256 | 1.257 | 0.000 |
| 55 | 220 | 1.255 | 1.255 | 0.000 |
| 55 | 665 | 1.255 | 1.255 | 0.000 |
| 55 | 818 | 1.256 | 1.256 | 0.000 |
| 55 | 1057 | 1.258 | 1.258 | 0.000 |
| 55 | 1137 | 1.258 | 1.258 | 0.000 |
| 100 | 448 | 1.253 | 1.253 | 0.000 |
| 100 | 938 | 1.256 | 1.256 | 0.000 |
| 100 | 1051 | 1.256 | 1.256 | 0.000 |
| 102 | 921 | 1.256 | 1.256 | 0.000 |
| 102 | 1113 | 1.256 | 1.257 | 0.000 |
| 102 | 1234 | 1.256 | 1.255 | 0.000 |
| 105 | 194 | 1.256 | 1.256 | 0.000 |
| 105 | 367 | 1.254 | 1.254 | 0.000 |
| 105 | 440 | 1.255 | 1.255 | 0.000 |
| 105 | 477 | 1.257 | 1.257 | 0.000 |
| 105 | 556 | 1.256 | 1.256 | 0.000 |
| 105 | 1213 | 1.256 | 1.256 | 0.000 |
| Max | | 1.259 | 1.259 | 0.000 |
| Average | | 1.256 | 1.256 | 0.000 |
| Min | | 1.252 | 1.252 | 0.000 |
| Std Dev | | 0.001 | 0.001 | 0.000 |

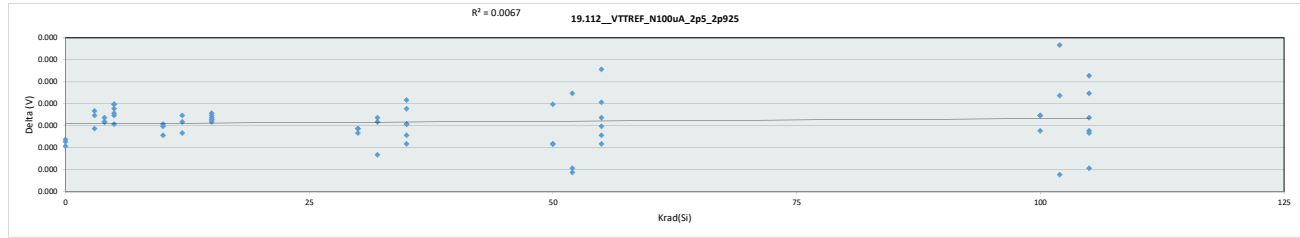


| 19.79_VTTREF_P3mA_2p5_3p6 | | | | | | | | | | | | | | | | |
|---------------------------|--------|-------------|-------|-----------|-----------|-------|-------|-------|-------|-------|-------|-------|-------|-------|-------|-------|
| Test Site | Tester | Test Number | Unit | Max Limit | Min Limit | | | | | | | | | | | |
| | | | V | 1.275 | 1.225 | | | | | | | | | | | |
| | | | V | 1.275 | 1.225 | | | | | | | | | | | |
| Krad(Si) | 0 | 3 | 4 | 5 | 10 | 12 | 15 | 30 | 32 | 35 | 50 | 52 | 55 | 100 | 102 | 105 |
| LL | 1.225 | 1.225 | 1.225 | 1.225 | 1.225 | 1.225 | 1.225 | 1.225 | 1.225 | 1.225 | 1.225 | 1.225 | 1.225 | 1.225 | 1.225 | 1.225 |
| Min | 1.256 | 1.256 | 1.254 | 1.252 | 1.254 | 1.255 | 1.254 | 1.257 | 1.256 | 1.255 | 1.254 | 1.254 | 1.255 | 1.253 | 1.255 | 1.254 |
| Average | 1.257 | 1.256 | 1.256 | 1.255 | 1.255 | 1.256 | 1.257 | 1.257 | 1.258 | 1.256 | 1.256 | 1.255 | 1.256 | 1.255 | 1.256 | 1.256 |
| Max | 1.257 | 1.256 | 1.259 | 1.257 | 1.256 | 1.257 | 1.259 | 1.258 | 1.259 | 1.257 | 1.257 | 1.257 | 1.258 | 1.256 | 1.257 | 1.257 |
| UL | 1.275 | 1.275 | 1.275 | 1.275 | 1.275 | 1.275 | 1.275 | 1.275 | 1.275 | 1.275 | 1.275 | 1.275 | 1.275 | 1.275 | 1.275 | 1.275 |

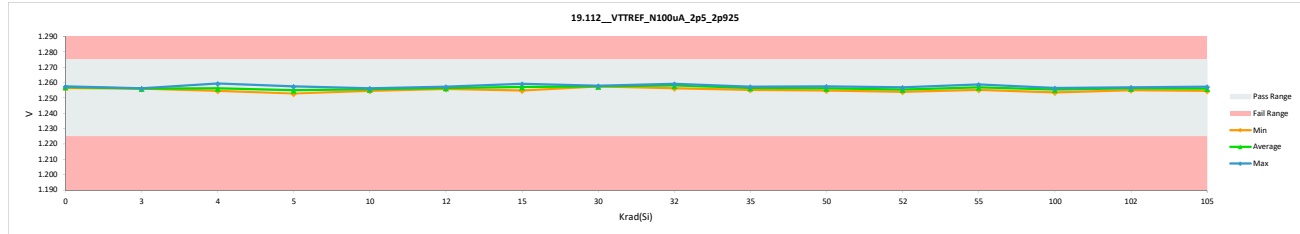


HDR TID Report
TPS7H3302-SP QML CALSS P

| 19.112_VTTREF_N100uA_2p5_2p925 | | | | |
|--------------------------------|----------|-------------|-------|-------|
| Test Site | Tester | Test Number | Unit | Delta |
| | | | V | V |
| Max Limit | | | 1.275 | 1.275 |
| Min Limit | | | 1.225 | 1.225 |
| Krad(Si) | Serial # | PRE | POST | Delta |
| 0 | 775 | 1.257 | 1.256 | 0.000 |
| 0 | 1088 | 1.258 | 1.258 | 0.000 |
| 0 | 1106 | 1.257 | 1.257 | 0.000 |
| 3 | 817 | 1.256 | 1.256 | 0.000 |
| 3 | 825 | 1.256 | 1.256 | 0.000 |
| 3 | 833 | 1.256 | 1.256 | 0.000 |
| 4 | 547 | 1.255 | 1.255 | 0.000 |
| 4 | 645 | 1.255 | 1.255 | 0.000 |
| 4 | 788 | 1.259 | 1.259 | 0.000 |
| 5 | 959 | 1.256 | 1.256 | 0.000 |
| 5 | 991 | 1.254 | 1.254 | 0.000 |
| 5 | 1000 | 1.253 | 1.253 | 0.000 |
| 5 | 1011 | 1.254 | 1.254 | 0.000 |
| 5 | 1087 | 1.258 | 1.258 | 0.000 |
| 5 | 1097 | 1.257 | 1.257 | 0.000 |
| 10 | 180 | 1.256 | 1.256 | 0.000 |
| 10 | 236 | 1.256 | 1.256 | 0.000 |
| 10 | 246 | 1.255 | 1.255 | 0.000 |
| 12 | 190 | 1.257 | 1.257 | 0.000 |
| 12 | 266 | 1.256 | 1.256 | 0.000 |
| 12 | 308 | 1.257 | 1.257 | 0.000 |
| 15 | 848 | 1.259 | 1.259 | 0.000 |
| 15 | 878 | 1.255 | 1.255 | 0.000 |
| 15 | 880 | 1.258 | 1.258 | 0.000 |
| 15 | 942 | 1.257 | 1.257 | 0.000 |
| 15 | 947 | 1.256 | 1.256 | 0.000 |
| 15 | 962 | 1.259 | 1.259 | 0.000 |
| 30 | 1141 | 1.258 | 1.258 | 0.000 |
| 30 | 1242 | 1.257 | 1.257 | 0.000 |
| 30 | 1417 | 1.258 | 1.258 | 0.000 |
| 32 | 1126 | 1.257 | 1.256 | 0.000 |
| 32 | 1165 | 1.259 | 1.259 | 0.000 |
| 32 | 1300 | 1.259 | 1.259 | 0.000 |
| 35 | 376 | 1.257 | 1.257 | 0.000 |
| 35 | 405 | 1.256 | 1.256 | 0.000 |
| 35 | 425 | 1.257 | 1.257 | 0.000 |
| 35 | 492 | 1.256 | 1.256 | 0.000 |
| 35 | 501 | 1.257 | 1.257 | 0.000 |
| 35 | 521 | 1.255 | 1.255 | 0.000 |
| 50 | 300 | 1.255 | 1.255 | 0.000 |
| 50 | 756 | 1.257 | 1.257 | 0.000 |
| 50 | 1100 | 1.258 | 1.257 | 0.000 |
| 52 | 451 | 1.257 | 1.257 | 0.000 |
| 52 | 587 | 1.255 | 1.255 | 0.000 |
| 52 | 956 | 1.254 | 1.254 | 0.000 |
| 55 | 198 | 1.257 | 1.257 | 0.000 |
| 55 | 220 | 1.255 | 1.255 | 0.000 |
| 55 | 665 | 1.256 | 1.256 | 0.000 |
| 55 | 818 | 1.256 | 1.256 | 0.000 |
| 55 | 1057 | 1.259 | 1.259 | 0.000 |
| 55 | 1137 | 1.258 | 1.258 | 0.000 |
| 100 | 448 | 1.253 | 1.254 | 0.000 |
| 100 | 938 | 1.256 | 1.256 | 0.000 |
| 100 | 1051 | 1.256 | 1.256 | 0.000 |
| 102 | 921 | 1.257 | 1.257 | 0.000 |
| 102 | 1113 | 1.257 | 1.257 | 0.000 |
| 102 | 1234 | 1.256 | 1.255 | 0.000 |
| 105 | 194 | 1.256 | 1.256 | 0.000 |
| 105 | 367 | 1.255 | 1.255 | 0.000 |
| 105 | 440 | 1.255 | 1.255 | 0.000 |
| 105 | 477 | 1.257 | 1.257 | 0.000 |
| 105 | 556 | 1.257 | 1.257 | 0.000 |
| 105 | 1213 | 1.257 | 1.257 | 0.000 |
| Max | | 1.259 | 1.259 | 0.000 |
| Average | | 1.256 | 1.256 | 0.000 |
| Min | | 1.253 | 1.253 | 0.000 |
| Std Dev | | 0.001 | 0.001 | 0.000 |

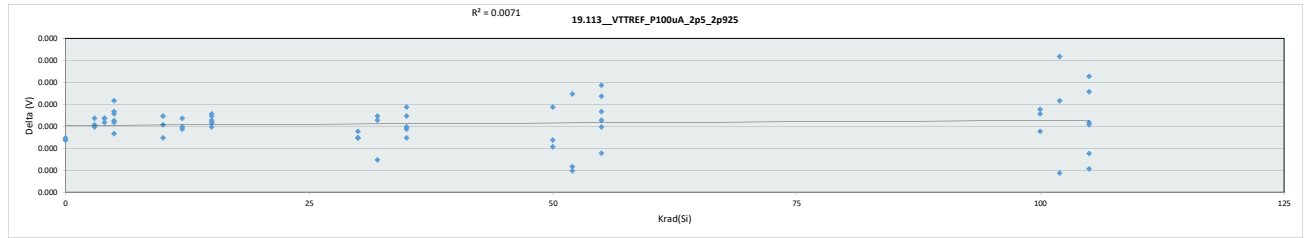


| 19.112_VTTREF_N100uA_2p5 | | | | | | | | | | | | | | | | | | | | | |
|--------------------------|--------|-------------|-----------|-----------|-------|-------|-------|-------|-------|-------|-------|-------|-------|-------|-------|-------|-------|-------|-------|-------|-------|
| Test Site | Tester | Test Number | Max Limit | Min Limit | 0 | 3 | 4 | 5 | 10 | 12 | 15 | 30 | 32 | 35 | 50 | 52 | 55 | 100 | 102 | 105 | |
| LL | | | 1.225 | 1.225 | 1.225 | 1.225 | 1.225 | 1.225 | 1.225 | 1.225 | 1.225 | 1.225 | 1.225 | 1.225 | 1.225 | 1.225 | 1.225 | 1.225 | 1.225 | 1.225 | 1.225 |
| Min | | | 1.256 | 1.256 | 1.255 | 1.253 | 1.255 | 1.255 | 1.255 | 1.256 | 1.257 | 1.257 | 1.258 | 1.255 | 1.256 | 1.255 | 1.254 | 1.255 | 1.254 | 1.255 | 1.255 |
| Average | | | 1.257 | 1.256 | 1.256 | 1.255 | 1.256 | 1.256 | 1.256 | 1.257 | 1.257 | 1.258 | 1.258 | 1.257 | 1.256 | 1.255 | 1.257 | 1.259 | 1.256 | 1.257 | 1.256 |
| Max | | | 1.258 | 1.256 | 1.259 | 1.258 | 1.256 | 1.256 | 1.257 | 1.259 | 1.258 | 1.259 | 1.259 | 1.257 | 1.257 | 1.257 | 1.259 | 1.256 | 1.257 | 1.257 | 1.257 |
| UL | | | 1.275 | 1.275 | 1.275 | 1.275 | 1.275 | 1.275 | 1.275 | 1.275 | 1.275 | 1.275 | 1.275 | 1.275 | 1.275 | 1.275 | 1.275 | 1.275 | 1.275 | 1.275 | 1.275 |

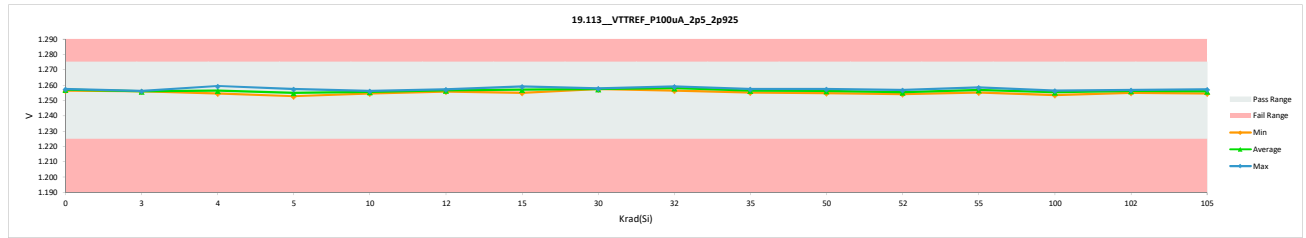


HDR TID Report
TPS7H3302-SP QML CALSS P

| 19.113_VTTREF_P100uA_2p5_2p925 | | | | |
|--------------------------------|----------|-------------|-------|-------|
| Test Site | Tester | Test Number | Unit | Delta |
| | | | V | V |
| Max Limit | | | 1.275 | 1.275 |
| Min Limit | | | 1.225 | 1.225 |
| Krad(Si) | Serial # | PRE | POST | Delta |
| 0 | 775 | 1.257 | 1.256 | 0.000 |
| 0 | 1088 | 1.258 | 1.258 | 0.000 |
| 0 | 1106 | 1.257 | 1.257 | 0.000 |
| 3 | 817 | 1.256 | 1.256 | 0.000 |
| 3 | 825 | 1.256 | 1.256 | 0.000 |
| 3 | 833 | 1.256 | 1.256 | 0.000 |
| 4 | 547 | 1.255 | 1.255 | 0.000 |
| 4 | 645 | 1.255 | 1.255 | 0.000 |
| 4 | 788 | 1.259 | 1.259 | 0.000 |
| 5 | 959 | 1.255 | 1.255 | 0.000 |
| 5 | 991 | 1.254 | 1.254 | 0.000 |
| 5 | 1000 | 1.253 | 1.253 | 0.000 |
| 5 | 1011 | 1.254 | 1.254 | 0.000 |
| 5 | 1087 | 1.258 | 1.258 | 0.000 |
| 5 | 1097 | 1.257 | 1.257 | 0.000 |
| 10 | 180 | 1.256 | 1.256 | 0.000 |
| 10 | 236 | 1.256 | 1.256 | 0.000 |
| 10 | 246 | 1.255 | 1.255 | 0.000 |
| 12 | 190 | 1.257 | 1.257 | 0.000 |
| 12 | 266 | 1.256 | 1.256 | 0.000 |
| 12 | 308 | 1.257 | 1.257 | 0.000 |
| 15 | 848 | 1.259 | 1.259 | 0.000 |
| 15 | 878 | 1.255 | 1.255 | 0.000 |
| 15 | 880 | 1.258 | 1.258 | 0.000 |
| 15 | 942 | 1.256 | 1.257 | 0.000 |
| 15 | 947 | 1.256 | 1.256 | 0.000 |
| 15 | 962 | 1.259 | 1.259 | 0.000 |
| 30 | 1141 | 1.258 | 1.258 | 0.000 |
| 30 | 1242 | 1.257 | 1.257 | 0.000 |
| 30 | 1417 | 1.258 | 1.258 | 0.000 |
| 32 | 1126 | 1.257 | 1.256 | 0.000 |
| 32 | 1165 | 1.258 | 1.259 | 0.000 |
| 32 | 1300 | 1.259 | 1.259 | 0.000 |
| 35 | 376 | 1.257 | 1.257 | 0.000 |
| 35 | 405 | 1.256 | 1.256 | 0.000 |
| 35 | 425 | 1.257 | 1.257 | 0.000 |
| 35 | 492 | 1.256 | 1.256 | 0.000 |
| 35 | 501 | 1.257 | 1.257 | 0.000 |
| 35 | 521 | 1.255 | 1.255 | 0.000 |
| 50 | 300 | 1.255 | 1.255 | 0.000 |
| 50 | 756 | 1.257 | 1.257 | 0.000 |
| 50 | 1100 | 1.258 | 1.257 | 0.000 |
| 52 | 451 | 1.257 | 1.257 | 0.000 |
| 52 | 587 | 1.255 | 1.255 | 0.000 |
| 52 | 956 | 1.254 | 1.254 | 0.000 |
| 55 | 198 | 1.257 | 1.257 | 0.000 |
| 55 | 220 | 1.255 | 1.255 | 0.000 |
| 55 | 665 | 1.256 | 1.256 | 0.000 |
| 55 | 818 | 1.256 | 1.256 | 0.000 |
| 55 | 1057 | 1.259 | 1.259 | 0.000 |
| 55 | 1137 | 1.258 | 1.258 | 0.000 |
| 100 | 448 | 1.253 | 1.254 | 0.000 |
| 100 | 938 | 1.256 | 1.256 | 0.000 |
| 100 | 1051 | 1.256 | 1.256 | 0.000 |
| 102 | 921 | 1.257 | 1.257 | 0.000 |
| 102 | 1113 | 1.257 | 1.257 | 0.000 |
| 102 | 1234 | 1.256 | 1.255 | 0.000 |
| 105 | 194 | 1.256 | 1.256 | 0.000 |
| 105 | 367 | 1.255 | 1.255 | 0.000 |
| 105 | 440 | 1.255 | 1.255 | 0.000 |
| 105 | 477 | 1.257 | 1.257 | 0.000 |
| 105 | 556 | 1.257 | 1.256 | 0.000 |
| 105 | 1213 | 1.257 | 1.257 | 0.000 |
| Max | | 1.259 | 1.259 | 0.000 |
| Average | | 1.256 | 1.256 | 0.000 |
| Min | | 1.253 | 1.253 | 0.000 |
| Std Dev | | 0.001 | 0.001 | 0.000 |

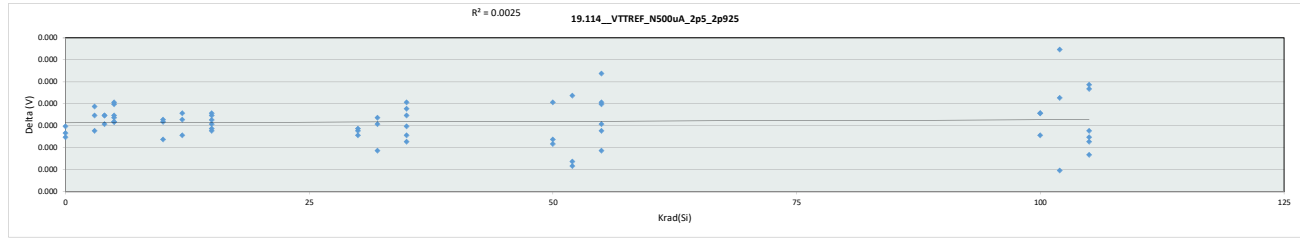


| 19.113_VTTREF_P100uA_2p5 | | | | | | | | | | | | | | | | |
|--------------------------|--------|-------------|-------|-------|-------|-------|-------|-------|-------|-------|-------|-------|-------|-------|-------|-------|
| Test Site | Tester | Test Number | Unit | Delta | | | | | | | | | | | | |
| | | | V | V | | | | | | | | | | | | |
| Max Limit | | | 1.275 | 1.275 | | | | | | | | | | | | |
| Min Limit | | | 1.225 | 1.225 | | | | | | | | | | | | |
| Krad(Si) | 0 | 3 | 4 | 5 | 10 | 12 | 15 | 30 | 32 | 35 | 50 | 52 | 55 | 100 | 102 | 105 |
| LL | 1.225 | 1.225 | 1.225 | 1.225 | 1.225 | 1.225 | 1.225 | 1.225 | 1.225 | 1.225 | 1.225 | 1.225 | 1.225 | 1.225 | 1.225 | 1.225 |
| Min | 1.256 | 1.256 | 1.255 | 1.253 | 1.255 | 1.256 | 1.255 | 1.257 | 1.256 | 1.255 | 1.254 | 1.255 | 1.254 | 1.255 | 1.255 | 1.255 |
| Average | 1.257 | 1.256 | 1.256 | 1.255 | 1.256 | 1.257 | 1.257 | 1.258 | 1.258 | 1.257 | 1.256 | 1.255 | 1.257 | 1.255 | 1.256 | 1.256 |
| Max | 1.258 | 1.256 | 1.259 | 1.258 | 1.256 | 1.257 | 1.259 | 1.258 | 1.259 | 1.257 | 1.257 | 1.259 | 1.256 | 1.257 | 1.256 | 1.257 |
| UL | 1.275 | 1.275 | 1.275 | 1.275 | 1.275 | 1.275 | 1.275 | 1.275 | 1.275 | 1.275 | 1.275 | 1.275 | 1.275 | 1.275 | 1.275 | 1.275 |

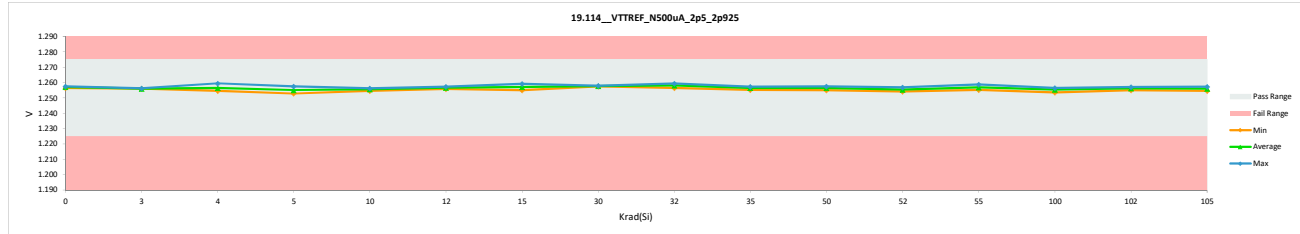


HDR TID Report
TPS7H3302-SP QML CALSS P

| 19.114_VTTREF_N500uA_2p5_2p925 | | | | |
|--------------------------------|----------|-------------|-------|-------|
| Test Site | Tester | Test Number | Unit | Delta |
| | | | V | V |
| Max Limit | | | 1.275 | 1.275 |
| Min Limit | | | 1.225 | 1.225 |
| Krad(Si) | Serial # | PRE | POST | Delta |
| 0 | 775 | 1.257 | 1.257 | 0.000 |
| 0 | 1088 | 1.258 | 1.258 | 0.000 |
| 0 | 1106 | 1.258 | 1.257 | 0.000 |
| 3 | 817 | 1.256 | 1.256 | 0.000 |
| 3 | 825 | 1.256 | 1.256 | 0.000 |
| 3 | 833 | 1.256 | 1.256 | 0.000 |
| 4 | 547 | 1.255 | 1.255 | 0.000 |
| 4 | 645 | 1.255 | 1.255 | 0.000 |
| 4 | 788 | 1.259 | 1.260 | 0.000 |
| 5 | 959 | 1.256 | 1.256 | 0.000 |
| 5 | 991 | 1.254 | 1.254 | 0.000 |
| 5 | 1000 | 1.253 | 1.253 | 0.000 |
| 5 | 1011 | 1.254 | 1.254 | 0.000 |
| 5 | 1087 | 1.258 | 1.258 | 0.000 |
| 5 | 1097 | 1.257 | 1.257 | 0.000 |
| 10 | 180 | 1.256 | 1.256 | 0.000 |
| 10 | 236 | 1.256 | 1.256 | 0.000 |
| 10 | 246 | 1.255 | 1.255 | 0.000 |
| 12 | 190 | 1.257 | 1.257 | 0.000 |
| 12 | 266 | 1.256 | 1.256 | 0.000 |
| 12 | 308 | 1.257 | 1.257 | 0.000 |
| 15 | 848 | 1.259 | 1.259 | 0.000 |
| 15 | 878 | 1.255 | 1.255 | 0.000 |
| 15 | 880 | 1.258 | 1.258 | 0.000 |
| 15 | 942 | 1.257 | 1.257 | 0.000 |
| 15 | 947 | 1.256 | 1.256 | 0.000 |
| 15 | 962 | 1.259 | 1.259 | 0.000 |
| 30 | 1141 | 1.258 | 1.258 | 0.000 |
| 30 | 1242 | 1.258 | 1.257 | 0.000 |
| 30 | 1417 | 1.258 | 1.258 | 0.000 |
| 32 | 1126 | 1.257 | 1.256 | 0.000 |
| 32 | 1165 | 1.259 | 1.259 | 0.000 |
| 32 | 1300 | 1.259 | 1.259 | 0.000 |
| 35 | 376 | 1.257 | 1.257 | 0.000 |
| 35 | 405 | 1.256 | 1.257 | 0.000 |
| 35 | 425 | 1.257 | 1.257 | 0.000 |
| 35 | 492 | 1.256 | 1.256 | 0.000 |
| 35 | 501 | 1.257 | 1.257 | 0.000 |
| 35 | 521 | 1.255 | 1.255 | 0.000 |
| 50 | 300 | 1.255 | 1.255 | 0.000 |
| 50 | 756 | 1.257 | 1.257 | 0.000 |
| 50 | 1100 | 1.258 | 1.258 | 0.000 |
| 52 | 451 | 1.257 | 1.257 | 0.000 |
| 52 | 587 | 1.255 | 1.255 | 0.000 |
| 52 | 956 | 1.254 | 1.254 | 0.000 |
| 55 | 198 | 1.257 | 1.257 | 0.000 |
| 55 | 220 | 1.255 | 1.255 | 0.000 |
| 55 | 665 | 1.256 | 1.256 | 0.000 |
| 55 | 818 | 1.256 | 1.256 | 0.000 |
| 55 | 1057 | 1.259 | 1.259 | 0.000 |
| 55 | 1137 | 1.258 | 1.258 | 0.000 |
| 100 | 448 | 1.254 | 1.254 | 0.000 |
| 100 | 938 | 1.257 | 1.257 | 0.000 |
| 100 | 1051 | 1.256 | 1.256 | 0.000 |
| 102 | 921 | 1.257 | 1.257 | 0.000 |
| 102 | 1113 | 1.257 | 1.257 | 0.000 |
| 102 | 1234 | 1.256 | 1.255 | 0.000 |
| 105 | 194 | 1.256 | 1.256 | 0.000 |
| 105 | 367 | 1.255 | 1.255 | 0.000 |
| 105 | 440 | 1.255 | 1.255 | 0.000 |
| 105 | 477 | 1.257 | 1.257 | 0.000 |
| 105 | 556 | 1.257 | 1.257 | 0.000 |
| 105 | 1213 | 1.257 | 1.257 | 0.000 |
| Max | | 1.259 | 1.260 | 0.000 |
| Average | | 1.256 | 1.256 | 0.000 |
| Min | | 1.253 | 1.253 | 0.000 |
| Std Dev | | 0.001 | 0.001 | 0.000 |

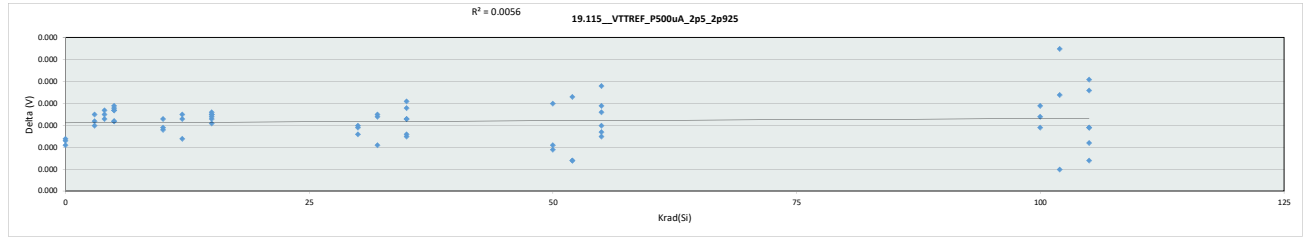


| 19.114_VTTREF_N500uA_2p5 | | | | | | | | | | | | | | | | | | | | |
|--------------------------|--------|-------------|-----------|-----------|-------|-------|-------|-------|-------|-------|-------|-------|-------|-------|-------|-------|-------|-------|-------|-------|
| Test Site | Tester | Test Number | Max Limit | Min Limit | 3 | 4 | 5 | 10 | 12 | 15 | 30 | 32 | 35 | 50 | 52 | 55 | 100 | 102 | 105 | |
| LL | | | 1.225 | 1.225 | 1.225 | 1.225 | 1.225 | 1.225 | 1.225 | 1.225 | 1.225 | 1.225 | 1.225 | 1.225 | 1.225 | 1.225 | 1.225 | 1.225 | 1.225 | 1.225 |
| Min | | | 1.257 | 1.256 | 1.256 | 1.255 | 1.253 | 1.255 | 1.256 | 1.257 | 1.257 | 1.258 | 1.258 | 1.257 | 1.256 | 1.255 | 1.254 | 1.255 | 1.255 | 1.255 |
| Average | | | 1.257 | 1.256 | 1.256 | 1.255 | 1.255 | 1.256 | 1.257 | 1.257 | 1.258 | 1.258 | 1.257 | 1.256 | 1.255 | 1.255 | 1.254 | 1.255 | 1.255 | 1.255 |
| Max | | | 1.258 | 1.256 | 1.260 | 1.258 | 1.256 | 1.256 | 1.257 | 1.259 | 1.258 | 1.259 | 1.257 | 1.258 | 1.257 | 1.259 | 1.257 | 1.257 | 1.257 | 1.257 |
| UL | | | 1.275 | 1.275 | 1.275 | 1.275 | 1.275 | 1.275 | 1.275 | 1.275 | 1.275 | 1.275 | 1.275 | 1.275 | 1.275 | 1.275 | 1.275 | 1.275 | 1.275 | 1.275 |

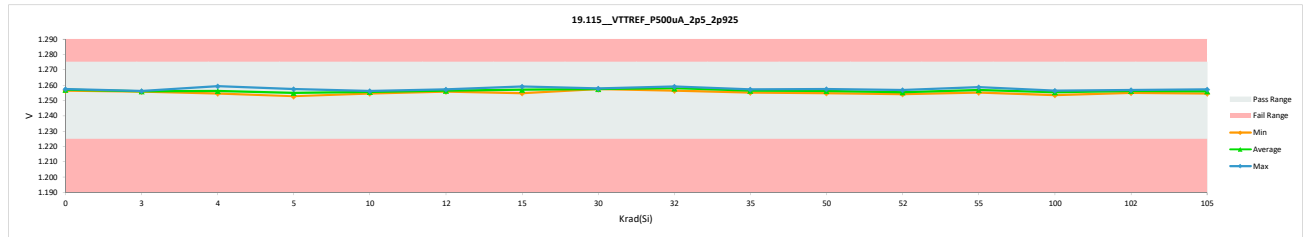


HDR TID Report
TPS7H3302-SP QML CALSS P

| 19.115_VTTREF_P500uA_2p5_2p925 | | | | |
|--------------------------------|----------|-------------|-------|-------|
| Test Site | Tester | Test Number | Unit | Delta |
| | | V | V | |
| Max Limit | 1.275 | 1.275 | | |
| Min Limit | 1.225 | 1.225 | | |
| Krad(Si) | Serial # | PRE | POST | Delta |
| 0 | 775 | 1.256 | 1.256 | 0.000 |
| 0 | 1088 | 1.258 | 1.257 | 0.000 |
| 0 | 1106 | 1.257 | 1.257 | 0.000 |
| 3 | 817 | 1.256 | 1.256 | 0.000 |
| 3 | 825 | 1.256 | 1.256 | 0.000 |
| 3 | 833 | 1.256 | 1.256 | 0.000 |
| 4 | 547 | 1.254 | 1.255 | 0.000 |
| 4 | 645 | 1.255 | 1.255 | 0.000 |
| 4 | 788 | 1.259 | 1.259 | 0.000 |
| 5 | 959 | 1.255 | 1.255 | 0.000 |
| 5 | 991 | 1.253 | 1.254 | 0.000 |
| 5 | 1000 | 1.253 | 1.253 | 0.000 |
| 5 | 1011 | 1.254 | 1.254 | 0.000 |
| 5 | 1087 | 1.257 | 1.258 | 0.000 |
| 5 | 1097 | 1.257 | 1.257 | 0.000 |
| 10 | 180 | 1.256 | 1.256 | 0.000 |
| 10 | 236 | 1.256 | 1.256 | 0.000 |
| 10 | 246 | 1.255 | 1.255 | 0.000 |
| 12 | 190 | 1.257 | 1.257 | 0.000 |
| 12 | 266 | 1.256 | 1.256 | 0.000 |
| 12 | 308 | 1.257 | 1.257 | 0.000 |
| 15 | 848 | 1.259 | 1.259 | 0.000 |
| 15 | 878 | 1.255 | 1.255 | 0.000 |
| 15 | 880 | 1.258 | 1.258 | 0.000 |
| 15 | 942 | 1.256 | 1.256 | 0.000 |
| 15 | 947 | 1.255 | 1.256 | 0.000 |
| 15 | 962 | 1.259 | 1.259 | 0.000 |
| 30 | 1141 | 1.258 | 1.258 | 0.000 |
| 30 | 1242 | 1.257 | 1.257 | 0.000 |
| 30 | 1417 | 1.257 | 1.257 | 0.000 |
| 32 | 1126 | 1.256 | 1.256 | 0.000 |
| 32 | 1165 | 1.258 | 1.258 | 0.000 |
| 32 | 1300 | 1.259 | 1.259 | 0.000 |
| 35 | 376 | 1.257 | 1.257 | 0.000 |
| 35 | 405 | 1.256 | 1.256 | 0.000 |
| 35 | 425 | 1.257 | 1.257 | 0.000 |
| 35 | 492 | 1.256 | 1.256 | 0.000 |
| 35 | 501 | 1.257 | 1.257 | 0.000 |
| 35 | 521 | 1.255 | 1.255 | 0.000 |
| 50 | 300 | 1.255 | 1.255 | 0.000 |
| 50 | 756 | 1.257 | 1.257 | 0.000 |
| 50 | 1100 | 1.258 | 1.257 | 0.000 |
| 52 | 451 | 1.257 | 1.257 | 0.000 |
| 52 | 587 | 1.255 | 1.255 | 0.000 |
| 52 | 956 | 1.254 | 1.254 | 0.000 |
| 55 | 198 | 1.257 | 1.257 | 0.000 |
| 55 | 220 | 1.255 | 1.255 | 0.000 |
| 55 | 665 | 1.255 | 1.256 | 0.000 |
| 55 | 818 | 1.256 | 1.256 | 0.000 |
| 55 | 1057 | 1.259 | 1.259 | 0.000 |
| 55 | 1137 | 1.258 | 1.258 | 0.000 |
| 100 | 448 | 1.253 | 1.253 | 0.000 |
| 100 | 938 | 1.256 | 1.256 | 0.000 |
| 100 | 1051 | 1.256 | 1.256 | 0.000 |
| 102 | 921 | 1.257 | 1.257 | 0.000 |
| 102 | 1113 | 1.257 | 1.257 | 0.000 |
| 102 | 1234 | 1.256 | 1.255 | 0.000 |
| 105 | 194 | 1.256 | 1.256 | 0.000 |
| 105 | 367 | 1.255 | 1.255 | 0.000 |
| 105 | 440 | 1.255 | 1.255 | 0.000 |
| 105 | 477 | 1.257 | 1.257 | 0.000 |
| 105 | 556 | 1.256 | 1.256 | 0.000 |
| 105 | 1213 | 1.257 | 1.257 | 0.000 |
| Max | 1.259 | 1.259 | 0.000 | |
| Average | 1.256 | 1.256 | 0.000 | |
| Min | 1.253 | 1.253 | 0.000 | |
| Std Dev | 0.001 | 0.001 | 0.000 | |

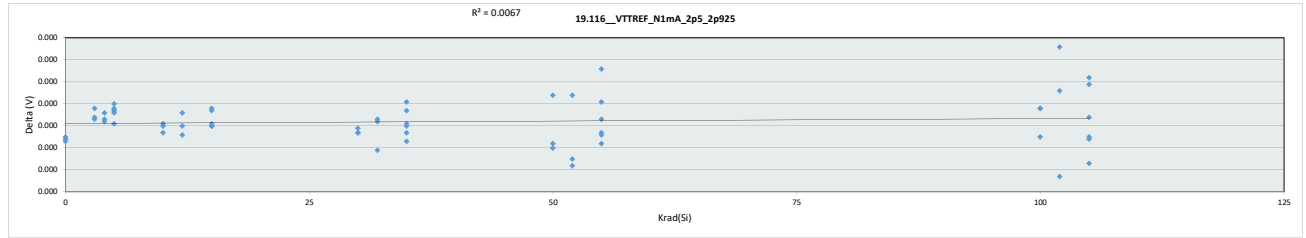


| 19.115_VTTREF_P500uA_2p5 | | | | | | | | | | | | | | | | |
|--------------------------|--------|-------------|-------|-------|-------|-------|-------|-------|-------|-------|-------|-------|-------|-------|-------|-------|
| Test Site | Tester | Test Number | Unit | Delta | | | | | | | | | | | | |
| | | V | V | | | | | | | | | | | | | |
| Max Limit | 1.275 | 1.275 | | | | | | | | | | | | | | |
| Min Limit | 1.225 | 1.225 | | | | | | | | | | | | | | |
| Krad(Si) | 0 | 3 | 4 | 5 | 10 | 12 | 15 | 30 | 32 | 35 | 50 | 52 | 55 | 100 | 102 | 105 |
| LL | 1.225 | 1.225 | 1.225 | 1.225 | 1.225 | 1.225 | 1.225 | 1.225 | 1.225 | 1.225 | 1.225 | 1.225 | 1.225 | 1.225 | 1.225 | 1.225 |
| Min | 1.256 | 1.256 | 1.255 | 1.253 | 1.255 | 1.256 | 1.255 | 1.257 | 1.256 | 1.255 | 1.254 | 1.255 | 1.253 | 1.255 | 1.255 | 1.255 |
| Average | 1.257 | 1.256 | 1.256 | 1.255 | 1.256 | 1.257 | 1.257 | 1.258 | 1.258 | 1.256 | 1.256 | 1.255 | 1.257 | 1.255 | 1.256 | 1.256 |
| Max | 1.257 | 1.256 | 1.259 | 1.258 | 1.256 | 1.257 | 1.259 | 1.258 | 1.259 | 1.257 | 1.257 | 1.259 | 1.256 | 1.257 | 1.256 | 1.257 |
| UL | 1.275 | 1.275 | 1.275 | 1.275 | 1.275 | 1.275 | 1.275 | 1.275 | 1.275 | 1.275 | 1.275 | 1.275 | 1.275 | 1.275 | 1.275 | 1.275 |

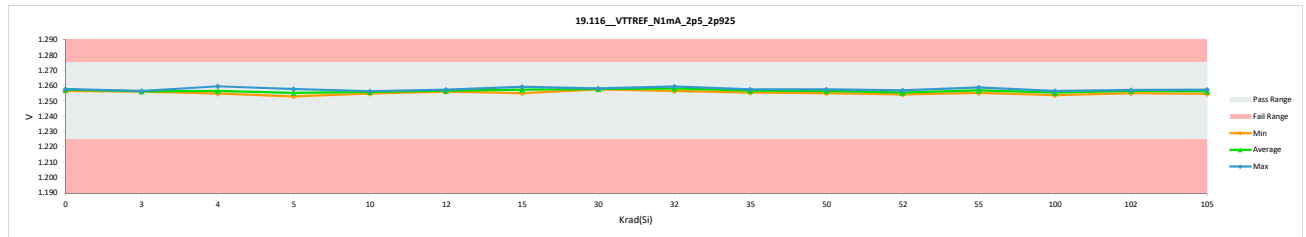


HDR TID Report
TPS7H3302-SP QML CALSS P

| 19.116_VTTREF_N1mA_2p5_2p925 | | | | |
|------------------------------|----------|-------------|-------|-------|
| Test Site | Tester | Test Number | Unit | |
| | | V | V | |
| Max Limit | | 1.275 | 1.275 | |
| Min Limit | | 1.225 | 1.225 | |
| Krad(Si) | Serial # | PRE | POST | Delta |
| 0 | 775 | 1.257 | 1.257 | 0.000 |
| 0 | 1088 | 1.258 | 1.258 | 0.000 |
| 0 | 1106 | 1.258 | 1.258 | 0.000 |
| 3 | 817 | 1.256 | 1.256 | 0.000 |
| 3 | 825 | 1.256 | 1.256 | 0.000 |
| 3 | 833 | 1.256 | 1.256 | 0.000 |
| 4 | 547 | 1.255 | 1.255 | 0.000 |
| 4 | 645 | 1.255 | 1.255 | 0.000 |
| 4 | 788 | 1.260 | 1.260 | 0.000 |
| 5 | 959 | 1.256 | 1.256 | 0.000 |
| 5 | 991 | 1.254 | 1.254 | 0.000 |
| 5 | 1000 | 1.253 | 1.253 | 0.000 |
| 5 | 1011 | 1.254 | 1.254 | 0.000 |
| 5 | 1087 | 1.258 | 1.258 | 0.000 |
| 5 | 1097 | 1.257 | 1.257 | 0.000 |
| 10 | 180 | 1.256 | 1.256 | 0.000 |
| 10 | 236 | 1.256 | 1.256 | 0.000 |
| 10 | 246 | 1.255 | 1.255 | 0.000 |
| 12 | 190 | 1.257 | 1.257 | 0.000 |
| 12 | 266 | 1.256 | 1.256 | 0.000 |
| 12 | 308 | 1.257 | 1.257 | 0.000 |
| 15 | 848 | 1.259 | 1.259 | 0.000 |
| 15 | 878 | 1.255 | 1.255 | 0.000 |
| 15 | 880 | 1.258 | 1.258 | 0.000 |
| 15 | 942 | 1.257 | 1.257 | 0.000 |
| 15 | 947 | 1.256 | 1.256 | 0.000 |
| 15 | 962 | 1.259 | 1.259 | 0.000 |
| 30 | 1141 | 1.258 | 1.258 | 0.000 |
| 30 | 1242 | 1.258 | 1.258 | 0.000 |
| 30 | 1417 | 1.258 | 1.258 | 0.000 |
| 32 | 1126 | 1.257 | 1.257 | 0.000 |
| 32 | 1165 | 1.259 | 1.259 | 0.000 |
| 32 | 1300 | 1.259 | 1.259 | 0.000 |
| 35 | 376 | 1.257 | 1.257 | 0.000 |
| 35 | 405 | 1.256 | 1.257 | 0.000 |
| 35 | 425 | 1.257 | 1.257 | 0.000 |
| 35 | 492 | 1.256 | 1.256 | 0.000 |
| 35 | 501 | 1.257 | 1.258 | 0.000 |
| 35 | 521 | 1.255 | 1.255 | 0.000 |
| 50 | 300 | 1.255 | 1.255 | 0.000 |
| 50 | 756 | 1.257 | 1.257 | 0.000 |
| 50 | 1100 | 1.258 | 1.258 | 0.000 |
| 52 | 451 | 1.257 | 1.257 | 0.000 |
| 52 | 587 | 1.255 | 1.255 | 0.000 |
| 52 | 956 | 1.254 | 1.254 | 0.000 |
| 55 | 198 | 1.257 | 1.257 | 0.000 |
| 55 | 220 | 1.255 | 1.255 | 0.000 |
| 55 | 665 | 1.256 | 1.256 | 0.000 |
| 55 | 818 | 1.256 | 1.256 | 0.000 |
| 55 | 1057 | 1.259 | 1.259 | 0.000 |
| 55 | 1137 | 1.258 | 1.258 | 0.000 |
| 100 | 448 | 1.254 | 1.254 | 0.000 |
| 100 | 938 | 1.257 | 1.257 | 0.000 |
| 100 | 1051 | 1.256 | 1.256 | 0.000 |
| 102 | 921 | 1.257 | 1.257 | 0.000 |
| 102 | 1113 | 1.257 | 1.257 | 0.000 |
| 102 | 1234 | 1.256 | 1.256 | 0.000 |
| 105 | 194 | 1.256 | 1.256 | 0.000 |
| 105 | 367 | 1.255 | 1.255 | 0.000 |
| 105 | 440 | 1.255 | 1.255 | 0.000 |
| 105 | 477 | 1.257 | 1.257 | 0.000 |
| 105 | 556 | 1.257 | 1.257 | 0.000 |
| 105 | 1213 | 1.257 | 1.257 | 0.000 |
| Max | | 1.260 | 1.260 | 0.000 |
| Average | | 1.257 | 1.257 | 0.000 |
| Min | | 1.253 | 1.253 | 0.000 |
| Std Dev | | 0.001 | 0.001 | 0.000 |

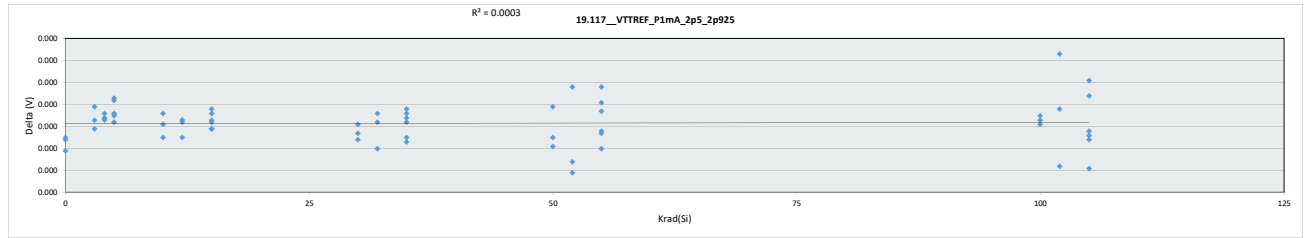


| 19.116_VTTREF_N1mA_2p5_2 | | | | | | | | | | | | | | | | | | | | | |
|--------------------------|--------|-------------|------|-----------|-----------|----------|-------|-------|-------|-------|-------|-------|-------|-------|-------|-------|-------|-------|-------|-------|-------|
| Test Site | Tester | Test Number | Unit | Max Limit | Min Limit | Krad(Si) | 3 | 4 | 5 | 10 | 12 | 15 | 30 | 32 | 35 | 50 | 52 | 55 | 100 | 102 | 105 |
| LL | | | | 1.225 | 1.225 | 0 | 1.225 | 1.225 | 1.225 | 1.225 | 1.225 | 1.225 | 1.225 | 1.225 | 1.225 | 1.225 | 1.225 | 1.225 | 1.225 | 1.225 | 1.225 |
| Min | | | | 1.257 | 1.256 | 3 | 1.256 | 1.256 | 1.255 | 1.253 | 1.255 | 1.256 | 1.257 | 1.257 | 1.255 | 1.256 | 1.256 | 1.257 | 1.254 | 1.255 | 1.255 |
| Average | | | | 1.257 | 1.256 | 4 | 1.256 | 1.256 | 1.255 | 1.255 | 1.256 | 1.257 | 1.257 | 1.258 | 1.258 | 1.257 | 1.256 | 1.257 | 1.254 | 1.255 | 1.255 |
| Max | | | | 1.258 | 1.256 | 5 | 1.260 | 1.260 | 1.258 | 1.256 | 1.257 | 1.259 | 1.258 | 1.259 | 1.258 | 1.258 | 1.257 | 1.259 | 1.257 | 1.257 | 1.257 |
| UL | | | | 1.275 | 1.275 | 10 | 1.275 | 1.275 | 1.275 | 1.275 | 1.275 | 1.275 | 1.275 | 1.275 | 1.275 | 1.275 | 1.275 | 1.275 | 1.275 | 1.275 | 1.275 |

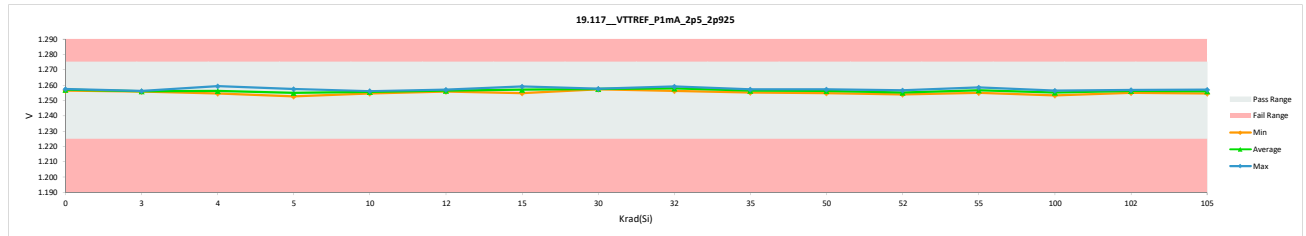


HDR TID Report
TPS7H3302-SP QML CALSS P

| 19.117_VTTREF_P1mA_2p5_2p925 | | | | |
|------------------------------|----------|-------------|-------|-------|
| Test Site | Tester | Test Number | Unit | Delta |
| | | V | V | |
| Max Limit | 1.275 | 1.275 | | |
| Min Limit | 1.225 | 1.225 | | |
| Krad(Si) | Serial # | PRE | POST | Delta |
| 0 | 775 | 1.256 | 1.256 | 0.000 |
| 0 | 1088 | 1.258 | 1.257 | 0.000 |
| 0 | 1106 | 1.257 | 1.257 | 0.000 |
| 3 | 817 | 1.256 | 1.256 | 0.000 |
| 3 | 825 | 1.256 | 1.256 | 0.000 |
| 3 | 833 | 1.256 | 1.256 | 0.000 |
| 4 | 547 | 1.254 | 1.254 | 0.000 |
| 4 | 645 | 1.255 | 1.255 | 0.000 |
| 4 | 788 | 1.259 | 1.259 | 0.000 |
| 5 | 959 | 1.255 | 1.255 | 0.000 |
| 5 | 991 | 1.253 | 1.253 | 0.000 |
| 5 | 1000 | 1.253 | 1.253 | 0.000 |
| 5 | 1011 | 1.254 | 1.254 | 0.000 |
| 5 | 1087 | 1.257 | 1.257 | 0.000 |
| 5 | 1097 | 1.257 | 1.257 | 0.000 |
| 10 | 180 | 1.256 | 1.256 | 0.000 |
| 10 | 236 | 1.256 | 1.256 | 0.000 |
| 10 | 246 | 1.254 | 1.255 | 0.000 |
| 12 | 190 | 1.257 | 1.257 | 0.000 |
| 12 | 266 | 1.256 | 1.256 | 0.000 |
| 12 | 308 | 1.257 | 1.257 | 0.000 |
| 15 | 848 | 1.259 | 1.259 | 0.000 |
| 15 | 878 | 1.255 | 1.255 | 0.000 |
| 15 | 880 | 1.258 | 1.258 | 0.000 |
| 15 | 942 | 1.256 | 1.256 | 0.000 |
| 15 | 947 | 1.255 | 1.255 | 0.000 |
| 15 | 962 | 1.259 | 1.259 | 0.000 |
| 30 | 1141 | 1.258 | 1.258 | 0.000 |
| 30 | 1242 | 1.257 | 1.257 | 0.000 |
| 30 | 1417 | 1.257 | 1.257 | 0.000 |
| 32 | 1126 | 1.256 | 1.256 | 0.000 |
| 32 | 1165 | 1.258 | 1.258 | 0.000 |
| 32 | 1300 | 1.259 | 1.259 | 0.000 |
| 35 | 376 | 1.257 | 1.257 | 0.000 |
| 35 | 405 | 1.256 | 1.256 | 0.000 |
| 35 | 425 | 1.257 | 1.257 | 0.000 |
| 35 | 492 | 1.256 | 1.256 | 0.000 |
| 35 | 501 | 1.257 | 1.257 | 0.000 |
| 35 | 521 | 1.255 | 1.255 | 0.000 |
| 50 | 300 | 1.255 | 1.255 | 0.000 |
| 50 | 756 | 1.256 | 1.257 | 0.000 |
| 50 | 1100 | 1.257 | 1.257 | 0.000 |
| 52 | 451 | 1.257 | 1.257 | 0.000 |
| 52 | 587 | 1.255 | 1.255 | 0.000 |
| 52 | 956 | 1.254 | 1.254 | 0.000 |
| 55 | 198 | 1.257 | 1.257 | 0.000 |
| 55 | 220 | 1.255 | 1.255 | 0.000 |
| 55 | 665 | 1.255 | 1.256 | 0.000 |
| 55 | 818 | 1.256 | 1.256 | 0.000 |
| 55 | 1057 | 1.259 | 1.259 | 0.000 |
| 55 | 1137 | 1.258 | 1.258 | 0.000 |
| 100 | 448 | 1.253 | 1.253 | 0.000 |
| 100 | 938 | 1.256 | 1.256 | 0.000 |
| 100 | 1051 | 1.256 | 1.256 | 0.000 |
| 102 | 921 | 1.257 | 1.257 | 0.000 |
| 102 | 1113 | 1.257 | 1.257 | 0.000 |
| 102 | 1234 | 1.256 | 1.255 | 0.000 |
| 105 | 194 | 1.256 | 1.256 | 0.000 |
| 105 | 367 | 1.255 | 1.254 | 0.000 |
| 105 | 440 | 1.255 | 1.255 | 0.000 |
| 105 | 477 | 1.257 | 1.257 | 0.000 |
| 105 | 556 | 1.256 | 1.256 | 0.000 |
| 105 | 1213 | 1.256 | 1.256 | 0.000 |
| Max | | 1.259 | 1.259 | 0.000 |
| Average | | 1.256 | 1.256 | 0.000 |
| Min | | 1.253 | 1.253 | 0.000 |
| Std Dev | | 0.001 | 0.001 | 0.000 |

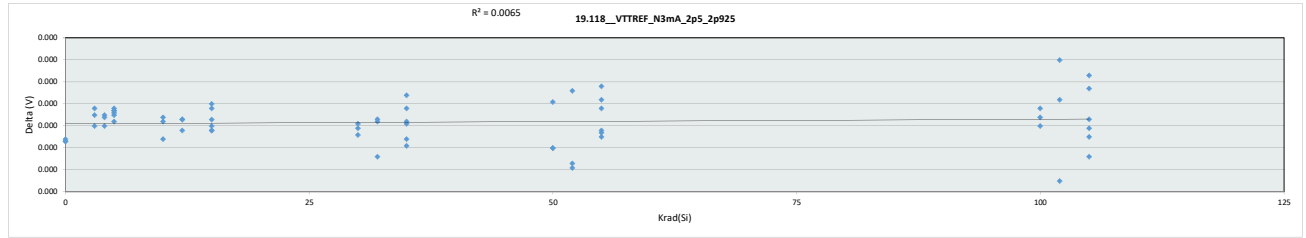


| 19.117_VTTREF_P1mA_2p5_2 | | | | | | | | | | | | | | | | |
|--------------------------|--------|-------------|-------|-------|-------|-------|-------|-------|-------|-------|-------|-------|-------|-------|-------|-------|
| Test Site | Tester | Test Number | Unit | Delta | | | | | | | | | | | | |
| | | V | V | | | | | | | | | | | | | |
| Max Limit | 1.275 | 1.275 | | | | | | | | | | | | | | |
| Min Limit | 1.225 | 1.225 | | | | | | | | | | | | | | |
| Krad(Si) | 0 | 3 | 4 | 5 | 10 | 12 | 15 | 30 | 32 | 35 | 50 | 52 | 55 | 100 | 102 | 105 |
| LL | 1.225 | 1.225 | 1.225 | 1.225 | 1.225 | 1.225 | 1.225 | 1.225 | 1.225 | 1.225 | 1.225 | 1.225 | 1.225 | 1.225 | 1.225 | 1.225 |
| Min | 1.256 | 1.256 | 1.254 | 1.253 | 1.255 | 1.256 | 1.255 | 1.257 | 1.256 | 1.255 | 1.254 | 1.255 | 1.254 | 1.253 | 1.255 | 1.254 |
| Average | 1.257 | 1.256 | 1.256 | 1.255 | 1.256 | 1.256 | 1.257 | 1.257 | 1.258 | 1.256 | 1.256 | 1.255 | 1.257 | 1.255 | 1.256 | 1.256 |
| Max | 1.257 | 1.256 | 1.259 | 1.257 | 1.256 | 1.257 | 1.259 | 1.258 | 1.259 | 1.257 | 1.257 | 1.257 | 1.259 | 1.256 | 1.257 | 1.257 |
| UL | 1.275 | 1.275 | 1.275 | 1.275 | 1.275 | 1.275 | 1.275 | 1.275 | 1.275 | 1.275 | 1.275 | 1.275 | 1.275 | 1.275 | 1.275 | 1.275 |

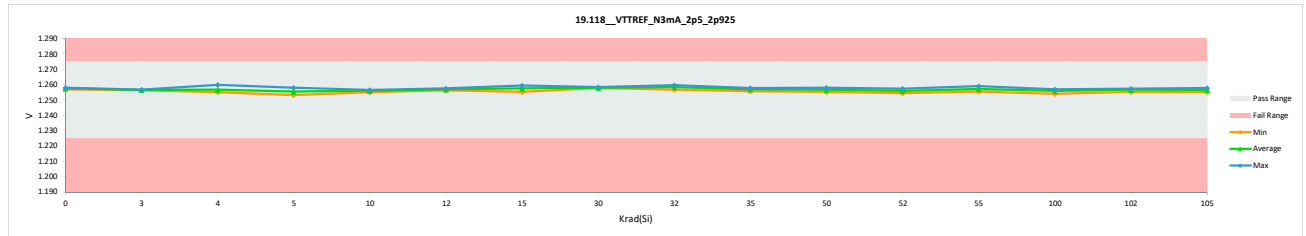


HDR TID Report
TPS7H3302-SP QML CALSS P

| 19.118_VTTREF_N3mA_2p5_2p925 | | | | |
|------------------------------|----------|-------------|-------|-------|
| Test Site | Tester | Test Number | Unit | |
| | | V | V | |
| Max Limit | | 1.275 | 1.275 | |
| Min Limit | | 1.225 | 1.225 | |
| Krad(Si) | Serial # | PRE | POST | Delta |
| 0 | 775 | 1.257 | 1.257 | 0.000 |
| 0 | 1088 | 1.258 | 1.258 | 0.000 |
| 0 | 1106 | 1.258 | 1.258 | 0.000 |
| 3 | 817 | 1.256 | 1.256 | 0.000 |
| 3 | 825 | 1.257 | 1.257 | 0.000 |
| 3 | 833 | 1.256 | 1.256 | 0.000 |
| 4 | 547 | 1.255 | 1.255 | 0.000 |
| 4 | 645 | 1.255 | 1.255 | 0.000 |
| 4 | 788 | 1.260 | 1.260 | 0.000 |
| 5 | 959 | 1.256 | 1.256 | 0.000 |
| 5 | 991 | 1.254 | 1.254 | 0.000 |
| 5 | 1000 | 1.253 | 1.253 | 0.000 |
| 5 | 1011 | 1.254 | 1.254 | 0.000 |
| 5 | 1087 | 1.258 | 1.258 | 0.000 |
| 5 | 1097 | 1.257 | 1.257 | 0.000 |
| 10 | 180 | 1.257 | 1.257 | 0.000 |
| 10 | 236 | 1.257 | 1.257 | 0.000 |
| 10 | 246 | 1.255 | 1.255 | 0.000 |
| 12 | 190 | 1.258 | 1.258 | 0.000 |
| 12 | 266 | 1.256 | 1.256 | 0.000 |
| 12 | 308 | 1.257 | 1.257 | 0.000 |
| 15 | 848 | 1.259 | 1.259 | 0.000 |
| 15 | 878 | 1.255 | 1.255 | 0.000 |
| 15 | 880 | 1.258 | 1.258 | 0.000 |
| 15 | 942 | 1.257 | 1.257 | 0.000 |
| 15 | 947 | 1.256 | 1.256 | 0.000 |
| 15 | 962 | 1.260 | 1.260 | 0.000 |
| 30 | 1141 | 1.258 | 1.258 | 0.000 |
| 30 | 1242 | 1.258 | 1.258 | 0.000 |
| 30 | 1417 | 1.258 | 1.258 | 0.000 |
| 32 | 1126 | 1.257 | 1.257 | 0.000 |
| 32 | 1165 | 1.259 | 1.259 | 0.000 |
| 32 | 1300 | 1.260 | 1.260 | 0.000 |
| 35 | 376 | 1.258 | 1.258 | 0.000 |
| 35 | 405 | 1.257 | 1.257 | 0.000 |
| 35 | 425 | 1.257 | 1.257 | 0.000 |
| 35 | 492 | 1.257 | 1.257 | 0.000 |
| 35 | 501 | 1.258 | 1.258 | 0.000 |
| 35 | 521 | 1.256 | 1.256 | 0.000 |
| 50 | 300 | 1.255 | 1.255 | 0.000 |
| 50 | 756 | 1.257 | 1.257 | 0.000 |
| 50 | 1100 | 1.258 | 1.258 | 0.000 |
| 52 | 451 | 1.257 | 1.257 | 0.000 |
| 52 | 587 | 1.255 | 1.256 | 0.000 |
| 52 | 956 | 1.255 | 1.254 | 0.000 |
| 55 | 198 | 1.257 | 1.257 | 0.000 |
| 55 | 220 | 1.256 | 1.256 | 0.000 |
| 55 | 665 | 1.256 | 1.256 | 0.000 |
| 55 | 818 | 1.257 | 1.257 | 0.000 |
| 55 | 1057 | 1.259 | 1.259 | 0.000 |
| 55 | 1137 | 1.259 | 1.259 | 0.000 |
| 100 | 448 | 1.254 | 1.254 | 0.000 |
| 100 | 938 | 1.257 | 1.257 | 0.000 |
| 100 | 1051 | 1.257 | 1.257 | 0.000 |
| 102 | 921 | 1.257 | 1.257 | 0.000 |
| 102 | 1113 | 1.257 | 1.257 | 0.000 |
| 102 | 1234 | 1.256 | 1.255 | 0.000 |
| 105 | 194 | 1.257 | 1.257 | 0.000 |
| 105 | 367 | 1.255 | 1.255 | 0.000 |
| 105 | 440 | 1.255 | 1.256 | 0.000 |
| 105 | 477 | 1.258 | 1.258 | 0.000 |
| 105 | 556 | 1.257 | 1.257 | 0.000 |
| 105 | 1213 | 1.257 | 1.257 | 0.000 |
| Max | | 1.260 | 1.260 | 0.000 |
| Average | | 1.257 | 1.257 | 0.000 |
| Min | | 1.253 | 1.253 | 0.000 |
| Std Dev | | 0.001 | 0.001 | 0.000 |

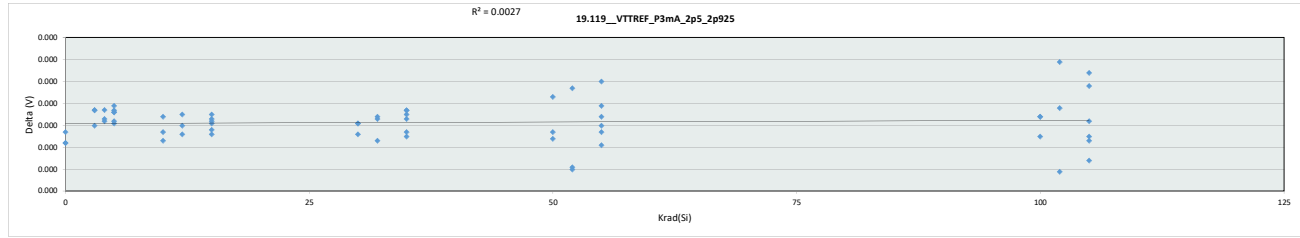


| 19.118_VTTREF_N3mA_2p5_2 | | | | | | | | | | | | | | | | |
|--------------------------|--------|-------------|-------|-------|-------|-------|-------|-------|-------|-------|-------|-------|-------|-------|-------|-------|
| Test Site | Tester | Test Number | Unit | | | | | | | | | | | | | |
| Max Limit | | 1.275 | V | | | | | | | | | | | | | |
| Min Limit | | 1.225 | V | | | | | | | | | | | | | |
| Krad(Si) | 0 | 3 | 4 | 5 | 10 | 12 | 15 | 30 | 32 | 35 | 50 | 52 | 55 | 100 | 102 | 105 |
| LL | 1.225 | 1.225 | 1.225 | 1.225 | 1.225 | 1.225 | 1.225 | 1.225 | 1.225 | 1.225 | 1.225 | 1.225 | 1.225 | 1.225 | 1.225 | 1.225 |
| Min | 1.257 | 1.256 | 1.255 | 1.253 | 1.255 | 1.256 | 1.255 | 1.258 | 1.257 | 1.256 | 1.255 | 1.254 | 1.256 | 1.254 | 1.255 | 1.255 |
| Average | 1.258 | 1.257 | 1.257 | 1.255 | 1.256 | 1.257 | 1.258 | 1.258 | 1.258 | 1.257 | 1.257 | 1.256 | 1.257 | 1.256 | 1.257 | 1.256 |
| Max | 1.258 | 1.257 | 1.260 | 1.258 | 1.257 | 1.258 | 1.260 | 1.258 | 1.260 | 1.258 | 1.258 | 1.257 | 1.259 | 1.257 | 1.257 | 1.258 |
| UL | 1.275 | 1.275 | 1.275 | 1.275 | 1.275 | 1.275 | 1.275 | 1.275 | 1.275 | 1.275 | 1.275 | 1.275 | 1.275 | 1.275 | 1.275 | 1.275 |

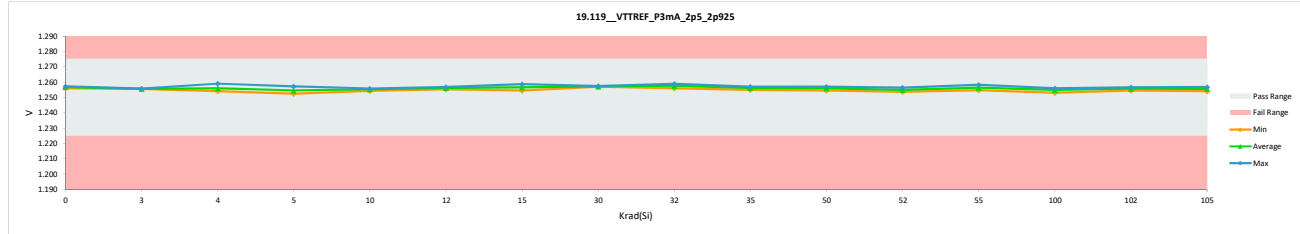


HDR TID Report
TPS7H3302-SP QML CALSS P

| 19.119_VTTREF_P3mA_2p5_2p925 | | | | |
|------------------------------|----------|-------------|-------|-------|
| Test Site | Tester | Test Number | Unit | Delta |
| | | | V | V |
| Max Limit | | | 1.275 | 1.275 |
| Min Limit | | | 1.225 | 1.225 |
| Krad(Si) | Serial # | PRE | POST | Delta |
| 0 | 775 | 1.256 | 1.256 | 0.000 |
| 0 | 1088 | 1.257 | 1.257 | 0.000 |
| 0 | 1106 | 1.257 | 1.257 | 0.000 |
| 3 | 817 | 1.255 | 1.256 | 0.000 |
| 3 | 825 | 1.256 | 1.256 | 0.000 |
| 3 | 833 | 1.256 | 1.256 | 0.000 |
| 4 | 547 | 1.254 | 1.254 | 0.000 |
| 4 | 645 | 1.255 | 1.255 | 0.000 |
| 4 | 788 | 1.259 | 1.259 | 0.000 |
| 5 | 959 | 1.255 | 1.255 | 0.000 |
| 5 | 991 | 1.253 | 1.253 | 0.000 |
| 5 | 1000 | 1.252 | 1.252 | 0.000 |
| 5 | 1011 | 1.253 | 1.253 | 0.000 |
| 5 | 1087 | 1.257 | 1.257 | 0.000 |
| 5 | 1097 | 1.256 | 1.257 | 0.000 |
| 10 | 180 | 1.256 | 1.256 | 0.000 |
| 10 | 236 | 1.256 | 1.256 | 0.000 |
| 10 | 246 | 1.254 | 1.254 | 0.000 |
| 12 | 190 | 1.257 | 1.257 | 0.000 |
| 12 | 266 | 1.255 | 1.255 | 0.000 |
| 12 | 308 | 1.256 | 1.256 | 0.000 |
| 15 | 848 | 1.258 | 1.258 | 0.000 |
| 15 | 878 | 1.255 | 1.254 | 0.000 |
| 15 | 880 | 1.258 | 1.258 | 0.000 |
| 15 | 942 | 1.256 | 1.256 | 0.000 |
| 15 | 947 | 1.255 | 1.255 | 0.000 |
| 15 | 962 | 1.259 | 1.259 | 0.000 |
| 30 | 1141 | 1.258 | 1.258 | 0.000 |
| 30 | 1242 | 1.257 | 1.257 | 0.000 |
| 30 | 1417 | 1.257 | 1.257 | 0.000 |
| 32 | 1126 | 1.256 | 1.256 | 0.000 |
| 32 | 1165 | 1.258 | 1.258 | 0.000 |
| 32 | 1300 | 1.259 | 1.259 | 0.000 |
| 35 | 376 | 1.257 | 1.257 | 0.000 |
| 35 | 405 | 1.256 | 1.256 | 0.000 |
| 35 | 425 | 1.256 | 1.256 | 0.000 |
| 35 | 492 | 1.256 | 1.256 | 0.000 |
| 35 | 501 | 1.257 | 1.257 | 0.000 |
| 35 | 521 | 1.255 | 1.255 | 0.000 |
| 50 | 300 | 1.255 | 1.255 | 0.000 |
| 50 | 756 | 1.256 | 1.256 | 0.000 |
| 50 | 1100 | 1.257 | 1.257 | 0.000 |
| 52 | 451 | 1.257 | 1.257 | 0.000 |
| 52 | 587 | 1.255 | 1.255 | 0.000 |
| 52 | 956 | 1.254 | 1.254 | 0.000 |
| 55 | 198 | 1.256 | 1.257 | 0.000 |
| 55 | 220 | 1.255 | 1.255 | 0.000 |
| 55 | 665 | 1.255 | 1.255 | 0.000 |
| 55 | 818 | 1.256 | 1.256 | 0.000 |
| 55 | 1057 | 1.258 | 1.258 | 0.000 |
| 55 | 1137 | 1.258 | 1.258 | 0.000 |
| 100 | 448 | 1.253 | 1.253 | 0.000 |
| 100 | 938 | 1.256 | 1.256 | 0.000 |
| 100 | 1051 | 1.256 | 1.256 | 0.000 |
| 102 | 921 | 1.256 | 1.256 | 0.000 |
| 102 | 1113 | 1.256 | 1.257 | 0.000 |
| 102 | 1234 | 1.256 | 1.255 | 0.000 |
| 105 | 194 | 1.256 | 1.256 | 0.000 |
| 105 | 367 | 1.254 | 1.254 | 0.000 |
| 105 | 440 | 1.255 | 1.255 | 0.000 |
| 105 | 477 | 1.257 | 1.257 | 0.000 |
| 105 | 556 | 1.256 | 1.256 | 0.000 |
| 105 | 1213 | 1.256 | 1.256 | 0.000 |
| Max | | 1.259 | 1.259 | 0.000 |
| Average | | 1.256 | 1.256 | 0.000 |
| Min | | 1.252 | 1.252 | 0.000 |
| Std Dev | | 0.001 | 0.001 | 0.000 |

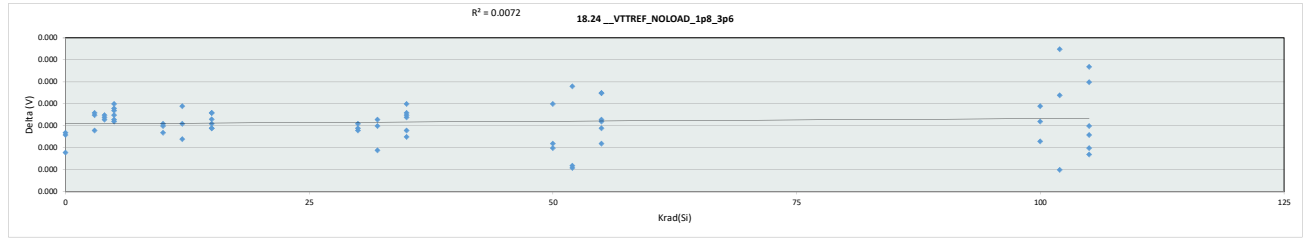


| 19.119_VTTREF_P3mA_2p5_2 | | | | | | | | | | | | | | | | |
|--------------------------|--------|-------------|-------|-------|-------|-------|-------|-------|-------|-------|-------|-------|-------|-------|-------|-------|
| Test Site | Tester | Test Number | Unit | Delta | | | | | | | | | | | | |
| | | | V | V | | | | | | | | | | | | |
| Max Limit | | | 1.275 | 1.275 | | | | | | | | | | | | |
| Min Limit | | | 1.225 | 1.225 | | | | | | | | | | | | |
| Krad(Si) | 0 | 3 | 4 | 5 | 10 | 12 | 15 | 30 | 32 | 35 | 50 | 52 | 55 | 100 | 102 | 105 |
| LL | 1.225 | 1.225 | 1.225 | 1.225 | 1.225 | 1.225 | 1.225 | 1.225 | 1.225 | 1.225 | 1.225 | 1.225 | 1.225 | 1.225 | 1.225 | 1.225 |
| Min | 1.256 | 1.256 | 1.254 | 1.252 | 1.254 | 1.255 | 1.254 | 1.257 | 1.256 | 1.255 | 1.255 | 1.254 | 1.255 | 1.253 | 1.255 | 1.254 |
| Average | 1.257 | 1.256 | 1.256 | 1.255 | 1.255 | 1.256 | 1.257 | 1.257 | 1.258 | 1.256 | 1.256 | 1.255 | 1.256 | 1.255 | 1.256 | 1.256 |
| Max | 1.257 | 1.256 | 1.259 | 1.257 | 1.256 | 1.257 | 1.259 | 1.258 | 1.259 | 1.257 | 1.257 | 1.257 | 1.258 | 1.256 | 1.257 | 1.257 |
| UL | 1.275 | 1.275 | 1.275 | 1.275 | 1.275 | 1.275 | 1.275 | 1.275 | 1.275 | 1.275 | 1.275 | 1.275 | 1.275 | 1.275 | 1.275 | 1.275 |

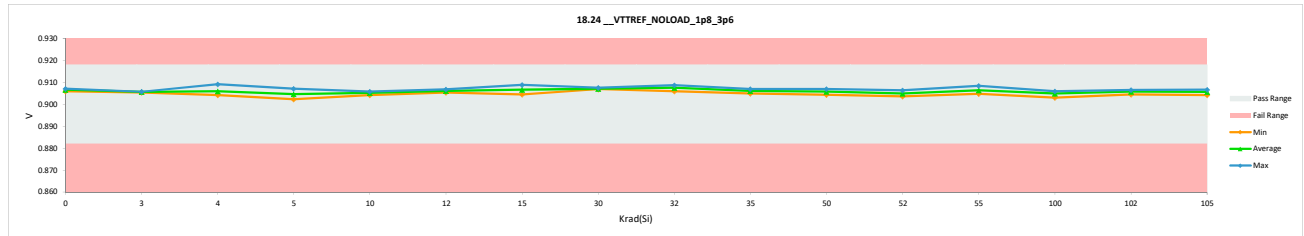


HDR TID Report
TPS7H3302-SP QML CALSS P

| 18.24_VTTREF_NOLOAD_1p8_3p6 | | | | |
|-----------------------------|----------|-------------|-------|-------|
| Test Site | Tester | Test Number | Unit | Unit |
| | | | V | V |
| Max Limit | | | 0.918 | 0.918 |
| Min Limit | | | 0.882 | 0.882 |
| Krad(Si) | Serial # | PRE | POST | Delta |
| 0 | 775 | 0.906 | 0.906 | 0.000 |
| 0 | 1088 | 0.907 | 0.907 | 0.000 |
| 0 | 1106 | 0.907 | 0.907 | 0.000 |
| 3 | 817 | 0.905 | 0.905 | 0.000 |
| 3 | 825 | 0.906 | 0.906 | 0.000 |
| 3 | 833 | 0.906 | 0.906 | 0.000 |
| 4 | 547 | 0.904 | 0.904 | 0.000 |
| 4 | 645 | 0.905 | 0.905 | 0.000 |
| 4 | 788 | 0.909 | 0.909 | 0.000 |
| 5 | 959 | 0.905 | 0.905 | 0.000 |
| 5 | 991 | 0.903 | 0.903 | 0.000 |
| 5 | 1000 | 0.902 | 0.902 | 0.000 |
| 5 | 1011 | 0.903 | 0.903 | 0.000 |
| 5 | 1087 | 0.907 | 0.907 | 0.000 |
| 5 | 1097 | 0.907 | 0.907 | 0.000 |
| 10 | 180 | 0.906 | 0.906 | 0.000 |
| 10 | 236 | 0.906 | 0.906 | 0.000 |
| 10 | 246 | 0.904 | 0.904 | 0.000 |
| 12 | 190 | 0.907 | 0.907 | 0.000 |
| 12 | 266 | 0.905 | 0.905 | 0.000 |
| 12 | 308 | 0.906 | 0.906 | 0.000 |
| 15 | 848 | 0.908 | 0.908 | 0.000 |
| 15 | 878 | 0.905 | 0.905 | 0.000 |
| 15 | 880 | 0.908 | 0.908 | 0.000 |
| 15 | 942 | 0.906 | 0.906 | 0.000 |
| 15 | 947 | 0.905 | 0.905 | 0.000 |
| 15 | 962 | 0.909 | 0.909 | 0.000 |
| 30 | 1141 | 0.908 | 0.908 | 0.000 |
| 30 | 1242 | 0.907 | 0.907 | 0.000 |
| 30 | 1417 | 0.907 | 0.907 | 0.000 |
| 32 | 1126 | 0.906 | 0.906 | 0.000 |
| 32 | 1165 | 0.908 | 0.908 | 0.000 |
| 32 | 1300 | 0.909 | 0.909 | 0.000 |
| 35 | 376 | 0.907 | 0.907 | 0.000 |
| 35 | 405 | 0.906 | 0.906 | 0.000 |
| 35 | 425 | 0.906 | 0.906 | 0.000 |
| 35 | 492 | 0.906 | 0.906 | 0.000 |
| 35 | 501 | 0.907 | 0.907 | 0.000 |
| 35 | 521 | 0.905 | 0.905 | 0.000 |
| 50 | 300 | 0.904 | 0.904 | 0.000 |
| 50 | 756 | 0.906 | 0.906 | 0.000 |
| 50 | 1100 | 0.907 | 0.907 | 0.000 |
| 52 | 451 | 0.907 | 0.906 | 0.000 |
| 52 | 587 | 0.905 | 0.905 | 0.000 |
| 52 | 956 | 0.904 | 0.904 | 0.000 |
| 55 | 198 | 0.906 | 0.906 | 0.000 |
| 55 | 220 | 0.905 | 0.905 | 0.000 |
| 55 | 665 | 0.905 | 0.905 | 0.000 |
| 55 | 818 | 0.906 | 0.906 | 0.000 |
| 55 | 1057 | 0.909 | 0.908 | 0.000 |
| 55 | 1137 | 0.908 | 0.908 | 0.000 |
| 100 | 448 | 0.903 | 0.903 | 0.000 |
| 100 | 938 | 0.906 | 0.906 | 0.000 |
| 100 | 1051 | 0.906 | 0.906 | 0.000 |
| 102 | 921 | 0.906 | 0.907 | 0.000 |
| 102 | 1113 | 0.906 | 0.907 | 0.000 |
| 102 | 1234 | 0.905 | 0.905 | 0.000 |
| 105 | 134 | 0.906 | 0.906 | 0.000 |
| 105 | 367 | 0.904 | 0.904 | 0.000 |
| 105 | 440 | 0.905 | 0.905 | 0.000 |
| 105 | 477 | 0.907 | 0.907 | 0.000 |
| 105 | 556 | 0.906 | 0.906 | 0.000 |
| 105 | 1213 | 0.906 | 0.906 | 0.000 |
| Max | | 0.909 | 0.909 | 0.000 |
| Average | | 0.906 | 0.906 | 0.000 |
| Min | | 0.902 | 0.902 | 0.000 |
| Std Dev | | 0.001 | 0.001 | 0.000 |

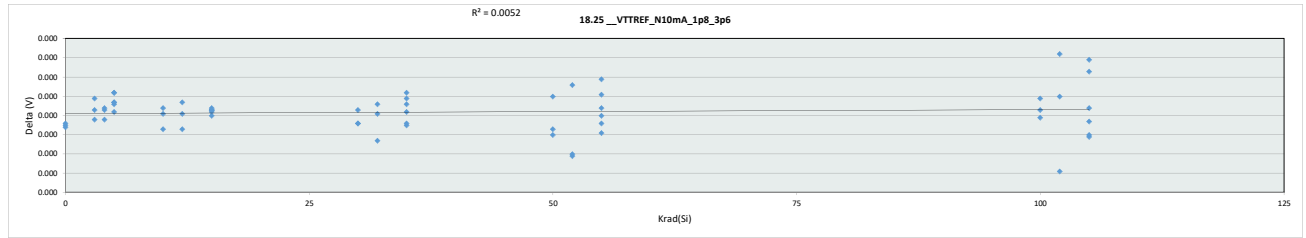


| 18.24_VTTREF_NOLOAD_1p8 | | | | | | | | | | | | | | | | |
|-------------------------|--------|-------------|-------|-------|-------|-------|-------|-------|-------|-------|-------|-------|-------|-------|-------|-------|
| Test Site | Tester | Test Number | Unit | Unit | | | | | | | | | | | | |
| | | | V | V | | | | | | | | | | | | |
| Max Limit | | | 0.918 | 0.918 | | | | | | | | | | | | |
| Min Limit | | | 0.882 | 0.882 | | | | | | | | | | | | |
| Krad(Si) | 0 | 3 | 4 | 5 | 10 | 12 | 15 | 30 | 32 | 35 | 50 | 52 | 55 | 100 | 102 | 105 |
| LL | 0.882 | 0.882 | 0.882 | 0.882 | 0.882 | 0.882 | 0.882 | 0.882 | 0.882 | 0.882 | 0.882 | 0.882 | 0.882 | 0.882 | 0.882 | 0.882 |
| Min | 0.906 | 0.905 | 0.904 | 0.902 | 0.904 | 0.902 | 0.904 | 0.905 | 0.905 | 0.907 | 0.906 | 0.905 | 0.904 | 0.904 | 0.905 | 0.904 |
| Average | 0.907 | 0.906 | 0.906 | 0.905 | 0.905 | 0.905 | 0.906 | 0.907 | 0.907 | 0.908 | 0.906 | 0.905 | 0.904 | 0.905 | 0.905 | 0.904 |
| Max | 0.907 | 0.906 | 0.909 | 0.907 | 0.906 | 0.907 | 0.909 | 0.908 | 0.909 | 0.907 | 0.907 | 0.906 | 0.907 | 0.908 | 0.906 | 0.907 |
| UL | 0.918 | 0.918 | 0.918 | 0.918 | 0.918 | 0.918 | 0.918 | 0.918 | 0.918 | 0.918 | 0.918 | 0.918 | 0.918 | 0.918 | 0.918 | 0.918 |

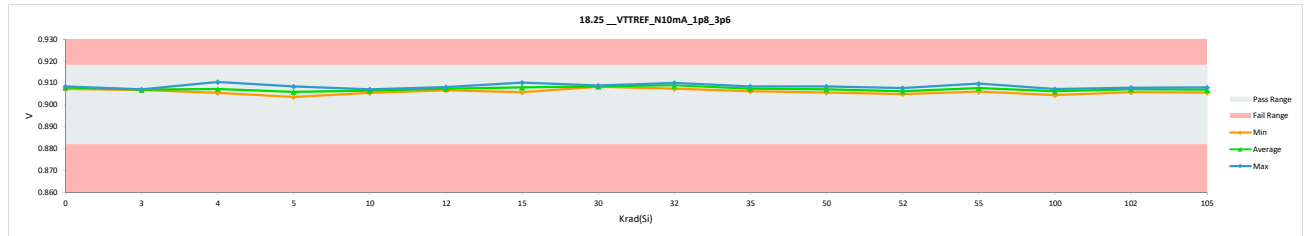


HDR TID Report
TPS7H3302-SP QML CALSS P

| 18.25_VTTREF_N10mA_1p8_3p6 | | | | |
|----------------------------|----------|-------------|-------|-------|
| Test Site | Tester | Test Number | Unit | Delta |
| | | | V | V |
| | | | 0.918 | 0.918 |
| | | | 0.882 | 0.882 |
| Krad(Si) | Serial # | PRE | POST | Delta |
| 0 | 775 | 0.907 | 0.907 | 0.000 |
| 0 | 1088 | 0.908 | 0.908 | 0.000 |
| 0 | 1106 | 0.908 | 0.908 | 0.000 |
| 3 | 817 | 0.907 | 0.907 | 0.000 |
| 3 | 825 | 0.907 | 0.907 | 0.000 |
| 3 | 833 | 0.907 | 0.907 | 0.000 |
| 4 | 547 | 0.905 | 0.905 | 0.000 |
| 4 | 645 | 0.906 | 0.906 | 0.000 |
| 4 | 788 | 0.910 | 0.910 | 0.000 |
| 5 | 959 | 0.906 | 0.906 | 0.000 |
| 5 | 991 | 0.904 | 0.904 | 0.000 |
| 5 | 1000 | 0.904 | 0.904 | 0.000 |
| 5 | 1011 | 0.905 | 0.905 | 0.000 |
| 5 | 1087 | 0.908 | 0.908 | 0.000 |
| 5 | 1097 | 0.908 | 0.908 | 0.000 |
| 10 | 180 | 0.907 | 0.907 | 0.000 |
| 10 | 236 | 0.907 | 0.907 | 0.000 |
| 10 | 246 | 0.906 | 0.906 | 0.000 |
| 12 | 190 | 0.908 | 0.908 | 0.000 |
| 12 | 266 | 0.907 | 0.907 | 0.000 |
| 12 | 308 | 0.907 | 0.907 | 0.000 |
| 15 | 848 | 0.910 | 0.910 | 0.000 |
| 15 | 878 | 0.906 | 0.906 | 0.000 |
| 15 | 880 | 0.909 | 0.909 | 0.000 |
| 15 | 942 | 0.907 | 0.907 | 0.000 |
| 15 | 947 | 0.906 | 0.906 | 0.000 |
| 15 | 962 | 0.910 | 0.910 | 0.000 |
| 30 | 1141 | 0.909 | 0.909 | 0.000 |
| 30 | 1242 | 0.908 | 0.908 | 0.000 |
| 30 | 1417 | 0.908 | 0.908 | 0.000 |
| 32 | 1126 | 0.907 | 0.907 | 0.000 |
| 32 | 1165 | 0.909 | 0.909 | 0.000 |
| 32 | 1300 | 0.910 | 0.910 | 0.000 |
| 35 | 376 | 0.908 | 0.908 | 0.000 |
| 35 | 405 | 0.907 | 0.907 | 0.000 |
| 35 | 425 | 0.907 | 0.907 | 0.000 |
| 35 | 492 | 0.907 | 0.907 | 0.000 |
| 35 | 501 | 0.908 | 0.908 | 0.000 |
| 35 | 521 | 0.906 | 0.906 | 0.000 |
| 50 | 300 | 0.906 | 0.906 | 0.000 |
| 50 | 756 | 0.907 | 0.908 | 0.000 |
| 50 | 1100 | 0.908 | 0.908 | 0.000 |
| 52 | 451 | 0.908 | 0.908 | 0.000 |
| 52 | 587 | 0.906 | 0.906 | 0.000 |
| 52 | 956 | 0.905 | 0.905 | 0.000 |
| 55 | 198 | 0.908 | 0.908 | 0.000 |
| 55 | 220 | 0.906 | 0.906 | 0.000 |
| 55 | 665 | 0.906 | 0.907 | 0.000 |
| 55 | 818 | 0.907 | 0.907 | 0.000 |
| 55 | 1057 | 0.910 | 0.910 | 0.000 |
| 55 | 1137 | 0.909 | 0.909 | 0.000 |
| 100 | 448 | 0.904 | 0.904 | 0.000 |
| 100 | 938 | 0.907 | 0.907 | 0.000 |
| 100 | 1051 | 0.907 | 0.907 | 0.000 |
| 102 | 921 | 0.908 | 0.908 | 0.000 |
| 102 | 1113 | 0.907 | 0.908 | 0.000 |
| 102 | 1234 | 0.906 | 0.906 | 0.000 |
| 105 | 194 | 0.907 | 0.907 | 0.000 |
| 105 | 367 | 0.906 | 0.906 | 0.000 |
| 105 | 440 | 0.906 | 0.906 | 0.000 |
| 105 | 477 | 0.908 | 0.908 | 0.000 |
| 105 | 556 | 0.907 | 0.907 | 0.000 |
| 105 | 1213 | 0.907 | 0.907 | 0.000 |
| | Max | 0.910 | 0.910 | 0.000 |
| | Average | 0.907 | 0.907 | 0.000 |
| | Min | 0.904 | 0.904 | 0.000 |
| | Std Dev | 0.001 | 0.001 | 0.000 |

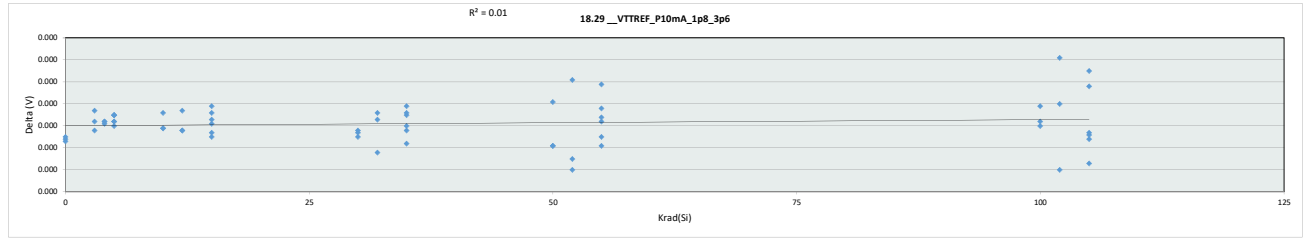


| 18.25_VTTREF_N10mA_1p8_3p6 | | | | | | | | | | | | | | | | | | | | | |
|----------------------------|--------|-------------|-----------|-----------|-------|-------|-------|-------|-------|-------|-------|-------|-------|-------|-------|-------|-------|-------|-------|-------|-------|
| Test Site | Tester | Test Number | Max Limit | Min Limit | 0 | 3 | 4 | 5 | 10 | 12 | 15 | 30 | 32 | 35 | 50 | 52 | 55 | 100 | 102 | 105 | |
| LL | | | 0.882 | 0.882 | 0.882 | 0.882 | 0.882 | 0.882 | 0.882 | 0.882 | 0.882 | 0.882 | 0.882 | 0.882 | 0.882 | 0.882 | 0.882 | 0.882 | 0.882 | 0.882 | 0.882 |
| Min | | | 0.907 | 0.907 | 0.905 | 0.904 | 0.906 | 0.906 | 0.907 | 0.906 | 0.908 | 0.906 | 0.908 | 0.907 | 0.906 | 0.906 | 0.905 | 0.906 | 0.904 | 0.906 | 0.906 |
| Average | | | 0.908 | 0.907 | 0.907 | 0.906 | 0.907 | 0.907 | 0.907 | 0.907 | 0.908 | 0.909 | 0.910 | 0.907 | 0.907 | 0.907 | 0.908 | 0.910 | 0.907 | 0.908 | 0.907 |
| Max | | | 0.908 | 0.907 | 0.910 | 0.908 | 0.907 | 0.907 | 0.908 | 0.910 | 0.909 | 0.910 | 0.908 | 0.908 | 0.908 | 0.908 | 0.908 | 0.910 | 0.907 | 0.908 | 0.908 |
| UL | | | 0.918 | 0.918 | 0.918 | 0.918 | 0.918 | 0.918 | 0.918 | 0.918 | 0.918 | 0.918 | 0.918 | 0.918 | 0.918 | 0.918 | 0.918 | 0.918 | 0.918 | 0.918 | 0.918 |



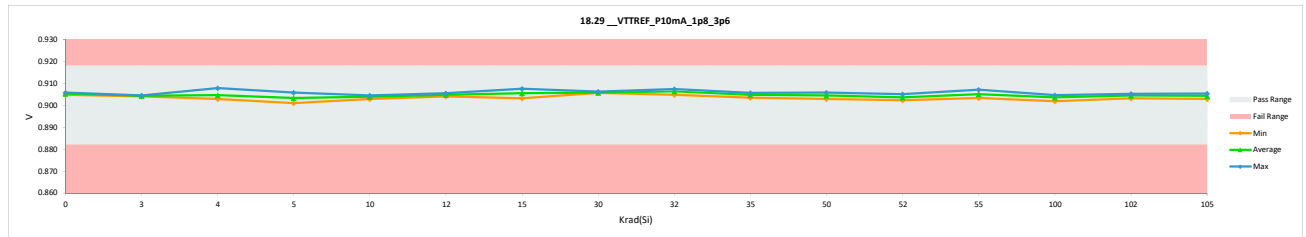
HDR TID Report
TPS7H3302-SP QML CALSS P

| 18.29_VTTREF_P10mA_1p8_3p6 | | | | |
|----------------------------|----------|-------------|-------|-------|
| Test Site | Tester | Test Number | Unit | |
| | | V | V | |
| Max Limit | | 0.918 | 0.918 | |
| Min Limit | | 0.882 | 0.882 | |
| Krad(Si) | Serial # | PRE | POST | Delta |
| 0 | 775 | 0.905 | 0.905 | 0.000 |
| 0 | 1088 | 0.906 | 0.906 | 0.000 |
| 0 | 1106 | 0.906 | 0.906 | 0.000 |
| 3 | 817 | 0.904 | 0.904 | 0.000 |
| 3 | 825 | 0.905 | 0.905 | 0.000 |
| 3 | 833 | 0.904 | 0.904 | 0.000 |
| 4 | 547 | 0.903 | 0.903 | 0.000 |
| 4 | 645 | 0.903 | 0.903 | 0.000 |
| 4 | 788 | 0.908 | 0.908 | 0.000 |
| 5 | 959 | 0.904 | 0.904 | 0.000 |
| 5 | 991 | 0.902 | 0.902 | 0.000 |
| 5 | 1000 | 0.901 | 0.901 | 0.000 |
| 5 | 1011 | 0.902 | 0.902 | 0.000 |
| 5 | 1087 | 0.906 | 0.906 | 0.000 |
| 5 | 1097 | 0.905 | 0.905 | 0.000 |
| 10 | 180 | 0.904 | 0.904 | 0.000 |
| 10 | 236 | 0.905 | 0.905 | 0.000 |
| 10 | 246 | 0.903 | 0.903 | 0.000 |
| 12 | 190 | 0.906 | 0.906 | 0.000 |
| 12 | 266 | 0.904 | 0.904 | 0.000 |
| 12 | 308 | 0.905 | 0.905 | 0.000 |
| 15 | 848 | 0.907 | 0.907 | 0.000 |
| 15 | 878 | 0.903 | 0.903 | 0.000 |
| 15 | 880 | 0.906 | 0.906 | 0.000 |
| 15 | 942 | 0.905 | 0.905 | 0.000 |
| 15 | 947 | 0.904 | 0.904 | 0.000 |
| 15 | 962 | 0.908 | 0.908 | 0.000 |
| 30 | 1141 | 0.906 | 0.906 | 0.000 |
| 30 | 1242 | 0.906 | 0.906 | 0.000 |
| 30 | 1417 | 0.906 | 0.906 | 0.000 |
| 32 | 1126 | 0.905 | 0.905 | 0.000 |
| 32 | 1165 | 0.907 | 0.907 | 0.000 |
| 32 | 1300 | 0.907 | 0.908 | 0.000 |
| 35 | 376 | 0.906 | 0.906 | 0.000 |
| 35 | 405 | 0.905 | 0.905 | 0.000 |
| 35 | 425 | 0.905 | 0.905 | 0.000 |
| 35 | 492 | 0.905 | 0.905 | 0.000 |
| 35 | 501 | 0.906 | 0.906 | 0.000 |
| 35 | 521 | 0.904 | 0.904 | 0.000 |
| 50 | 300 | 0.903 | 0.903 | 0.000 |
| 50 | 756 | 0.905 | 0.905 | 0.000 |
| 50 | 1100 | 0.906 | 0.906 | 0.000 |
| 52 | 451 | 0.905 | 0.905 | 0.000 |
| 52 | 587 | 0.903 | 0.904 | 0.000 |
| 52 | 956 | 0.903 | 0.902 | 0.000 |
| 55 | 198 | 0.905 | 0.905 | 0.000 |
| 55 | 220 | 0.903 | 0.903 | 0.000 |
| 55 | 665 | 0.904 | 0.904 | 0.000 |
| 55 | 818 | 0.905 | 0.905 | 0.000 |
| 55 | 1057 | 0.907 | 0.907 | 0.000 |
| 55 | 1137 | 0.907 | 0.906 | 0.000 |
| 100 | 448 | 0.902 | 0.902 | 0.000 |
| 100 | 938 | 0.905 | 0.905 | 0.000 |
| 100 | 1051 | 0.904 | 0.904 | 0.000 |
| 102 | 921 | 0.905 | 0.905 | 0.000 |
| 102 | 1113 | 0.905 | 0.905 | 0.000 |
| 102 | 1234 | 0.903 | 0.903 | 0.000 |
| 105 | 194 | 0.904 | 0.905 | 0.000 |
| 105 | 367 | 0.903 | 0.903 | 0.000 |
| 105 | 440 | 0.903 | 0.904 | 0.000 |
| 105 | 477 | 0.905 | 0.905 | 0.000 |
| 105 | 556 | 0.905 | 0.905 | 0.000 |
| 105 | 1213 | 0.905 | 0.905 | 0.000 |
| Max | | 0.908 | 0.908 | 0.000 |
| Average | | 0.905 | 0.905 | 0.000 |
| Min | | 0.901 | 0.901 | 0.000 |
| Std Dev | | 0.001 | 0.001 | 0.000 |



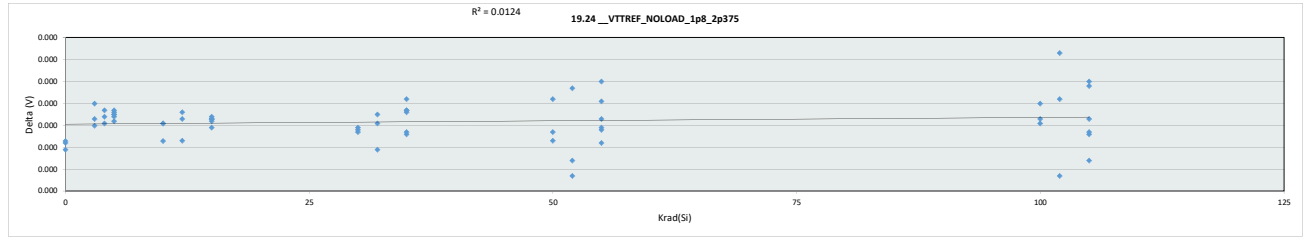
| 18.29_VTTREF_P10mA_1p8_3p6 | | | | | | | | | | | | | | | | |
|----------------------------|--------|-------------|-------|---|----|----|----|----|----|----|----|----|----|-----|-----|-----|
| Test Site | Tester | Test Number | Unit | | | | | | | | | | | | | |
| | | V | V | | | | | | | | | | | | | |
| Max Limit | | 0.918 | 0.918 | | | | | | | | | | | | | |
| Min Limit | | 0.882 | 0.882 | | | | | | | | | | | | | |
| Krad(Si) | 0 | 3 | 4 | 5 | 10 | 12 | 15 | 30 | 32 | 35 | 50 | 52 | 55 | 100 | 102 | 105 |

| | | | | | | | | | | | | | | | | |
|---------|-------|-------|-------|-------|-------|-------|-------|-------|-------|-------|-------|-------|-------|-------|-------|-------|
| LL | 0.882 | 0.882 | 0.882 | 0.882 | 0.882 | 0.882 | 0.882 | 0.882 | 0.882 | 0.882 | 0.882 | 0.882 | 0.882 | 0.882 | 0.882 | 0.882 |
| Min | 0.905 | 0.904 | 0.903 | 0.901 | 0.903 | 0.904 | 0.903 | 0.906 | 0.905 | 0.904 | 0.903 | 0.902 | 0.903 | 0.902 | 0.903 | 0.903 |
| Average | 0.905 | 0.904 | 0.905 | 0.903 | 0.904 | 0.905 | 0.905 | 0.906 | 0.906 | 0.905 | 0.905 | 0.904 | 0.905 | 0.904 | 0.905 | 0.904 |
| Max | 0.906 | 0.905 | 0.908 | 0.906 | 0.905 | 0.906 | 0.908 | 0.906 | 0.908 | 0.906 | 0.906 | 0.905 | 0.907 | 0.905 | 0.905 | 0.905 |
| UL | 0.918 | 0.918 | 0.918 | 0.918 | 0.918 | 0.918 | 0.918 | 0.918 | 0.918 | 0.918 | 0.918 | 0.918 | 0.918 | 0.918 | 0.918 | 0.918 |

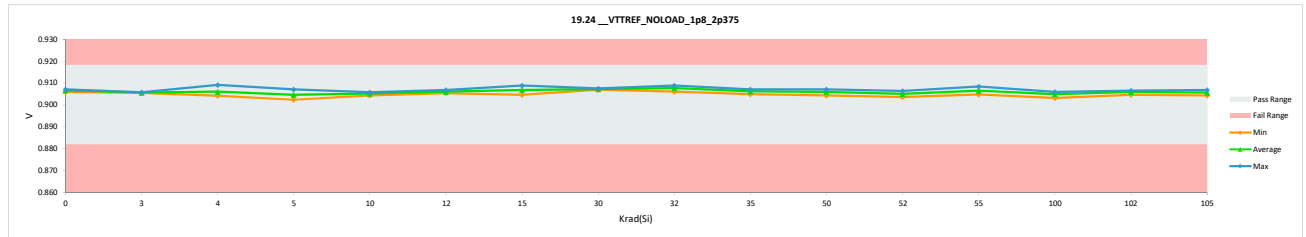


HDR TID Report
TPS7H3302-SP QML CALSS P

| 19.24_VTTREF_NOLOAD_1p8_2p375 | | | | |
|-------------------------------|----------|-------------|-------|-------|
| Test Site | Tester | Test Number | Unit | |
| | | | V | V |
| Max Limit | | | 0.918 | 0.918 |
| Min Limit | | | 0.882 | 0.882 |
| Krad(Si) | Serial # | PRE | POST | Delta |
| 0 | 775 | 0.906 | 0.906 | 0.000 |
| 0 | 1088 | 0.907 | 0.907 | 0.000 |
| 0 | 1106 | 0.907 | 0.907 | 0.000 |
| 3 | 817 | 0.905 | 0.905 | 0.000 |
| 3 | 825 | 0.906 | 0.906 | 0.000 |
| 3 | 833 | 0.906 | 0.906 | 0.000 |
| 4 | 547 | 0.904 | 0.904 | 0.000 |
| 4 | 645 | 0.905 | 0.905 | 0.000 |
| 4 | 788 | 0.909 | 0.909 | 0.000 |
| 5 | 959 | 0.905 | 0.905 | 0.000 |
| 5 | 991 | 0.903 | 0.903 | 0.000 |
| 5 | 1000 | 0.902 | 0.902 | 0.000 |
| 5 | 1011 | 0.903 | 0.903 | 0.000 |
| 5 | 1087 | 0.907 | 0.907 | 0.000 |
| 5 | 1097 | 0.907 | 0.907 | 0.000 |
| 10 | 180 | 0.906 | 0.906 | 0.000 |
| 10 | 236 | 0.906 | 0.906 | 0.000 |
| 10 | 246 | 0.904 | 0.904 | 0.000 |
| 12 | 190 | 0.907 | 0.907 | 0.000 |
| 12 | 266 | 0.905 | 0.905 | 0.000 |
| 12 | 308 | 0.906 | 0.906 | 0.000 |
| 15 | 848 | 0.908 | 0.908 | 0.000 |
| 15 | 878 | 0.905 | 0.905 | 0.000 |
| 15 | 880 | 0.908 | 0.908 | 0.000 |
| 15 | 942 | 0.906 | 0.906 | 0.000 |
| 15 | 947 | 0.905 | 0.905 | 0.000 |
| 15 | 962 | 0.909 | 0.909 | 0.000 |
| 30 | 1141 | 0.908 | 0.908 | 0.000 |
| 30 | 1242 | 0.907 | 0.907 | 0.000 |
| 30 | 1417 | 0.907 | 0.907 | 0.000 |
| 32 | 1126 | 0.906 | 0.906 | 0.000 |
| 32 | 1165 | 0.908 | 0.908 | 0.000 |
| 32 | 1300 | 0.909 | 0.909 | 0.000 |
| 35 | 376 | 0.907 | 0.907 | 0.000 |
| 35 | 405 | 0.906 | 0.906 | 0.000 |
| 35 | 425 | 0.906 | 0.906 | 0.000 |
| 35 | 492 | 0.906 | 0.906 | 0.000 |
| 35 | 501 | 0.907 | 0.907 | 0.000 |
| 35 | 521 | 0.905 | 0.905 | 0.000 |
| 50 | 300 | 0.904 | 0.904 | 0.000 |
| 50 | 756 | 0.906 | 0.906 | 0.000 |
| 50 | 1100 | 0.907 | 0.907 | 0.000 |
| 52 | 451 | 0.907 | 0.906 | 0.000 |
| 52 | 587 | 0.905 | 0.905 | 0.000 |
| 52 | 956 | 0.904 | 0.904 | 0.000 |
| 55 | 198 | 0.906 | 0.906 | 0.000 |
| 55 | 220 | 0.905 | 0.905 | 0.000 |
| 55 | 665 | 0.905 | 0.905 | 0.000 |
| 55 | 818 | 0.906 | 0.906 | 0.000 |
| 55 | 1057 | 0.909 | 0.908 | 0.000 |
| 55 | 1137 | 0.908 | 0.908 | 0.000 |
| 100 | 448 | 0.903 | 0.903 | 0.000 |
| 100 | 938 | 0.906 | 0.906 | 0.000 |
| 100 | 1051 | 0.906 | 0.906 | 0.000 |
| 102 | 921 | 0.906 | 0.907 | 0.000 |
| 102 | 1113 | 0.906 | 0.906 | 0.000 |
| 102 | 1234 | 0.905 | 0.905 | 0.000 |
| 105 | 134 | 0.906 | 0.906 | 0.000 |
| 105 | 367 | 0.904 | 0.904 | 0.000 |
| 105 | 440 | 0.905 | 0.905 | 0.000 |
| 105 | 477 | 0.907 | 0.907 | 0.000 |
| 105 | 556 | 0.906 | 0.906 | 0.000 |
| 105 | 1213 | 0.906 | 0.906 | 0.000 |
| Max | | 0.909 | 0.909 | 0.000 |
| Average | | 0.906 | 0.906 | 0.000 |
| Min | | 0.902 | 0.902 | 0.000 |
| Std Dev | | 0.001 | 0.001 | 0.000 |

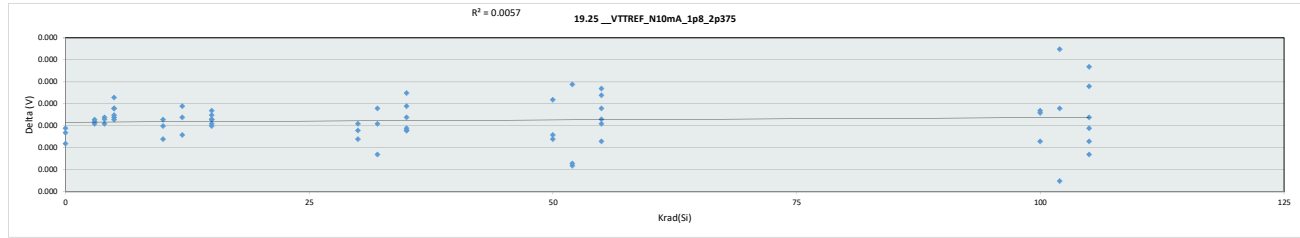


| 19.24_VTTREF_NOLOAD_1p8 | | | | | | | | | | | | | | | | |
|-------------------------|--------|-------------|-----------|-----------|-------|-------|-------|-------|-------|-------|-------|-------|-------|-------|-------|-------|
| Test Site | Tester | Test Number | Max Limit | Min Limit | | | | | | | | | | | | |
| | | | 0.918 | 0.882 | | | | | | | | | | | | |
| | | | V | V | | | | | | | | | | | | |
| Krad(Si) | 0 | 3 | 4 | 5 | 10 | 12 | 15 | 30 | 32 | 35 | 50 | 52 | 55 | 100 | 102 | 105 |
| LL | 0.882 | 0.882 | 0.882 | 0.882 | 0.882 | 0.882 | 0.882 | 0.882 | 0.882 | 0.882 | 0.882 | 0.882 | 0.882 | 0.882 | 0.882 | 0.882 |
| Min | 0.906 | 0.905 | 0.904 | 0.902 | 0.904 | 0.905 | 0.905 | 0.907 | 0.906 | 0.905 | 0.904 | 0.904 | 0.905 | 0.903 | 0.905 | 0.904 |
| Average | 0.907 | 0.906 | 0.906 | 0.905 | 0.905 | 0.906 | 0.907 | 0.907 | 0.908 | 0.906 | 0.906 | 0.905 | 0.906 | 0.905 | 0.906 | 0.906 |
| Max | 0.907 | 0.906 | 0.909 | 0.907 | 0.906 | 0.907 | 0.909 | 0.908 | 0.909 | 0.907 | 0.907 | 0.906 | 0.908 | 0.906 | 0.907 | 0.907 |
| UL | 0.918 | 0.918 | 0.918 | 0.918 | 0.918 | 0.918 | 0.918 | 0.918 | 0.918 | 0.918 | 0.918 | 0.918 | 0.918 | 0.918 | 0.918 | 0.918 |

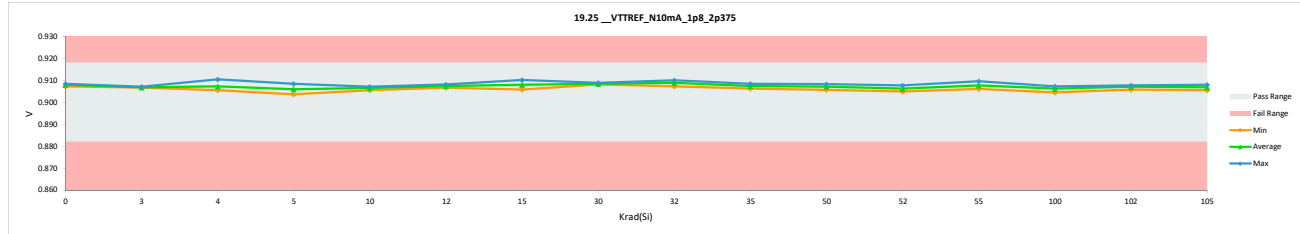


HDR TID Report
TPS7H3302-SP QML CALSS P

| 19.25_VTTREF_N10mA_1p8_2p375 | | | | |
|------------------------------|----------|-------------|-------|-------|
| Test Site | Tester | Test Number | Unit | Unit |
| | | | V | V |
| Max Limit | | | 0.918 | 0.918 |
| Min Limit | | | 0.882 | 0.882 |
| Krad(Si) | Serial # | PRE | POST | Delta |
| 0 | 775 | 0.907 | 0.907 | 0.000 |
| 0 | 1088 | 0.908 | 0.908 | 0.000 |
| 0 | 1106 | 0.908 | 0.908 | 0.000 |
| 3 | 817 | 0.907 | 0.907 | 0.000 |
| 3 | 825 | 0.907 | 0.907 | 0.000 |
| 3 | 833 | 0.907 | 0.907 | 0.000 |
| 4 | 847 | 0.905 | 0.905 | 0.000 |
| 4 | 645 | 0.906 | 0.906 | 0.000 |
| 4 | 788 | 0.910 | 0.910 | 0.000 |
| 5 | 959 | 0.906 | 0.906 | 0.000 |
| 5 | 991 | 0.904 | 0.905 | 0.000 |
| 5 | 1000 | 0.904 | 0.904 | 0.000 |
| 5 | 1011 | 0.905 | 0.905 | 0.000 |
| 5 | 1087 | 0.908 | 0.908 | 0.000 |
| 5 | 1097 | 0.908 | 0.908 | 0.000 |
| 10 | 180 | 0.907 | 0.907 | 0.000 |
| 10 | 236 | 0.907 | 0.907 | 0.000 |
| 10 | 246 | 0.906 | 0.906 | 0.000 |
| 12 | 190 | 0.908 | 0.908 | 0.000 |
| 12 | 266 | 0.907 | 0.907 | 0.000 |
| 12 | 308 | 0.907 | 0.907 | 0.000 |
| 15 | 848 | 0.910 | 0.910 | 0.000 |
| 15 | 878 | 0.906 | 0.906 | 0.000 |
| 15 | 880 | 0.909 | 0.909 | 0.000 |
| 15 | 942 | 0.907 | 0.907 | 0.000 |
| 15 | 947 | 0.906 | 0.906 | 0.000 |
| 15 | 962 | 0.910 | 0.910 | 0.000 |
| 30 | 1141 | 0.909 | 0.909 | 0.000 |
| 30 | 1242 | 0.908 | 0.908 | 0.000 |
| 30 | 1417 | 0.908 | 0.908 | 0.000 |
| 32 | 1126 | 0.907 | 0.907 | 0.000 |
| 32 | 1165 | 0.909 | 0.909 | 0.000 |
| 32 | 1300 | 0.910 | 0.910 | 0.000 |
| 35 | 376 | 0.908 | 0.908 | 0.000 |
| 35 | 405 | 0.907 | 0.907 | 0.000 |
| 35 | 425 | 0.907 | 0.907 | 0.000 |
| 35 | 492 | 0.907 | 0.907 | 0.000 |
| 35 | 501 | 0.908 | 0.908 | 0.000 |
| 35 | 521 | 0.906 | 0.906 | 0.000 |
| 50 | 300 | 0.906 | 0.906 | 0.000 |
| 50 | 756 | 0.907 | 0.908 | 0.000 |
| 50 | 1100 | 0.908 | 0.908 | 0.000 |
| 52 | 451 | 0.908 | 0.908 | 0.000 |
| 52 | 587 | 0.906 | 0.906 | 0.000 |
| 52 | 956 | 0.905 | 0.905 | 0.000 |
| 55 | 198 | 0.908 | 0.908 | 0.000 |
| 55 | 220 | 0.906 | 0.906 | 0.000 |
| 55 | 665 | 0.906 | 0.907 | 0.000 |
| 55 | 818 | 0.907 | 0.907 | 0.000 |
| 55 | 1057 | 0.910 | 0.910 | 0.000 |
| 55 | 1137 | 0.909 | 0.909 | 0.000 |
| 100 | 448 | 0.904 | 0.904 | 0.000 |
| 100 | 938 | 0.907 | 0.907 | 0.000 |
| 100 | 1051 | 0.907 | 0.907 | 0.000 |
| 102 | 921 | 0.908 | 0.908 | 0.000 |
| 102 | 1113 | 0.907 | 0.908 | 0.000 |
| 102 | 1234 | 0.906 | 0.906 | 0.000 |
| 105 | 194 | 0.907 | 0.907 | 0.000 |
| 105 | 367 | 0.906 | 0.906 | 0.000 |
| 105 | 440 | 0.906 | 0.906 | 0.000 |
| 105 | 477 | 0.908 | 0.908 | 0.000 |
| 105 | 556 | 0.907 | 0.907 | 0.000 |
| 105 | 1213 | 0.907 | 0.907 | 0.000 |
| Max | | 0.910 | 0.910 | 0.000 |
| Average | | 0.907 | 0.907 | 0.000 |
| Min | | 0.904 | 0.904 | 0.000 |
| Std Dev | | 0.001 | 0.001 | 0.000 |

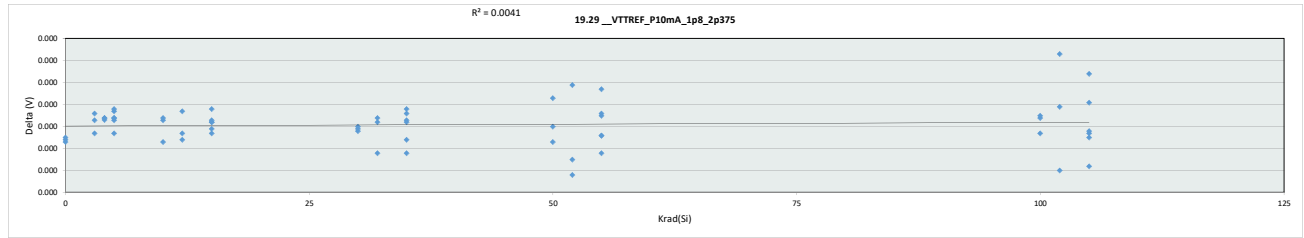


| 19.25_VTTREF_N10mA_1p8 | | | | | | | | | | | | | | | | |
|------------------------|--------|-------------|-----------|-----------|-------|-------|-------|-------|-------|-------|-------|-------|-------|-------|-------|-------|
| Test Site | Tester | Test Number | Max Limit | Min Limit | | | | | | | | | | | | |
| | | | 0.918 | 0.882 | | | | | | | | | | | | |
| | | | V | V | | | | | | | | | | | | |
| Krad(Si) | 0 | 3 | 4 | 5 | 10 | 12 | 15 | 30 | 32 | 35 | 50 | 52 | 55 | 100 | 102 | 105 |
| LL | 0.882 | 0.882 | 0.882 | 0.882 | 0.882 | 0.882 | 0.882 | 0.882 | 0.882 | 0.882 | 0.882 | 0.882 | 0.882 | 0.882 | 0.882 | 0.882 |
| Min | 0.907 | 0.907 | 0.905 | 0.904 | 0.906 | 0.907 | 0.906 | 0.908 | 0.907 | 0.906 | 0.906 | 0.905 | 0.906 | 0.904 | 0.906 | 0.906 |
| Average | 0.908 | 0.907 | 0.907 | 0.906 | 0.907 | 0.907 | 0.908 | 0.908 | 0.909 | 0.907 | 0.907 | 0.906 | 0.908 | 0.906 | 0.907 | 0.907 |
| Max | 0.908 | 0.907 | 0.910 | 0.908 | 0.907 | 0.908 | 0.910 | 0.909 | 0.910 | 0.908 | 0.908 | 0.908 | 0.910 | 0.907 | 0.908 | 0.908 |
| UL | 0.918 | 0.918 | 0.918 | 0.918 | 0.918 | 0.918 | 0.918 | 0.918 | 0.918 | 0.918 | 0.918 | 0.918 | 0.918 | 0.918 | 0.918 | 0.918 |

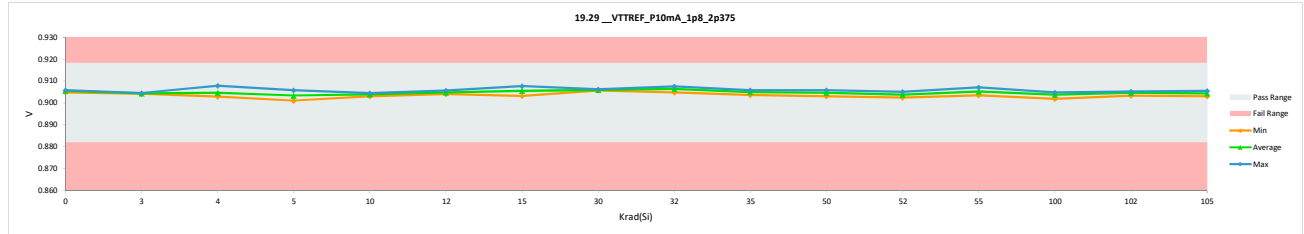


HDR TID Report
TPS7H3302-SP QML CALSS P

| 19.29_VTTREF_P10mA_1p8_2p375 | | | | |
|------------------------------|----------|-------|-------|-------|
| Test Site | Serial # | PRE | POST | Delta |
| Tester | | | | |
| Test Number | | | | |
| Unit | | | | |
| Max Limit | | 0.918 | 0.918 | |
| Min Limit | | 0.882 | 0.882 | |
| Krad(Si) | Serial # | PRE | POST | Delta |
| 0 | 775 | 0.905 | 0.905 | 0.000 |
| 0 | 1088 | 0.906 | 0.906 | 0.000 |
| 0 | 1106 | 0.906 | 0.906 | 0.000 |
| 3 | 817 | 0.904 | 0.904 | 0.000 |
| 3 | 825 | 0.905 | 0.905 | 0.000 |
| 3 | 833 | 0.904 | 0.904 | 0.000 |
| 4 | 547 | 0.903 | 0.903 | 0.000 |
| 4 | 645 | 0.903 | 0.903 | 0.000 |
| 4 | 788 | 0.908 | 0.908 | 0.000 |
| 5 | 959 | 0.904 | 0.904 | 0.000 |
| 5 | 991 | 0.902 | 0.902 | 0.000 |
| 5 | 1000 | 0.901 | 0.901 | 0.000 |
| 5 | 1011 | 0.902 | 0.902 | 0.000 |
| 5 | 1087 | 0.906 | 0.906 | 0.000 |
| 5 | 1097 | 0.905 | 0.905 | 0.000 |
| 10 | 180 | 0.904 | 0.904 | 0.000 |
| 10 | 236 | 0.905 | 0.905 | 0.000 |
| 10 | 246 | 0.903 | 0.903 | 0.000 |
| 12 | 190 | 0.905 | 0.906 | 0.000 |
| 12 | 266 | 0.904 | 0.904 | 0.000 |
| 12 | 308 | 0.905 | 0.905 | 0.000 |
| 15 | 848 | 0.907 | 0.907 | 0.000 |
| 15 | 878 | 0.903 | 0.903 | 0.000 |
| 15 | 880 | 0.906 | 0.906 | 0.000 |
| 15 | 942 | 0.905 | 0.905 | 0.000 |
| 15 | 947 | 0.904 | 0.904 | 0.000 |
| 15 | 962 | 0.908 | 0.908 | 0.000 |
| 30 | 1141 | 0.906 | 0.906 | 0.000 |
| 30 | 1242 | 0.906 | 0.906 | 0.000 |
| 30 | 1417 | 0.906 | 0.906 | 0.000 |
| 32 | 1126 | 0.905 | 0.905 | 0.000 |
| 32 | 1165 | 0.907 | 0.907 | 0.000 |
| 32 | 1300 | 0.907 | 0.908 | 0.000 |
| 35 | 376 | 0.906 | 0.906 | 0.000 |
| 35 | 405 | 0.905 | 0.905 | 0.000 |
| 35 | 425 | 0.905 | 0.905 | 0.000 |
| 35 | 492 | 0.905 | 0.905 | 0.000 |
| 35 | 501 | 0.906 | 0.906 | 0.000 |
| 35 | 521 | 0.904 | 0.904 | 0.000 |
| 50 | 300 | 0.903 | 0.903 | 0.000 |
| 50 | 756 | 0.905 | 0.905 | 0.000 |
| 50 | 1100 | 0.906 | 0.906 | 0.000 |
| 52 | 451 | 0.905 | 0.905 | 0.000 |
| 52 | 587 | 0.903 | 0.904 | 0.000 |
| 52 | 956 | 0.903 | 0.902 | 0.000 |
| 55 | 198 | 0.905 | 0.905 | 0.000 |
| 55 | 220 | 0.903 | 0.903 | 0.000 |
| 55 | 665 | 0.904 | 0.904 | 0.000 |
| 55 | 818 | 0.905 | 0.905 | 0.000 |
| 55 | 1057 | 0.907 | 0.907 | 0.000 |
| 55 | 1137 | 0.907 | 0.906 | 0.000 |
| 100 | 448 | 0.902 | 0.902 | 0.000 |
| 100 | 938 | 0.905 | 0.905 | 0.000 |
| 100 | 1051 | 0.904 | 0.904 | 0.000 |
| 102 | 921 | 0.905 | 0.905 | 0.000 |
| 102 | 1113 | 0.905 | 0.905 | 0.000 |
| 102 | 1234 | 0.903 | 0.903 | 0.000 |
| 105 | 194 | 0.904 | 0.905 | 0.000 |
| 105 | 367 | 0.903 | 0.903 | 0.000 |
| 105 | 440 | 0.903 | 0.904 | 0.000 |
| 105 | 477 | 0.905 | 0.905 | 0.000 |
| 105 | 556 | 0.905 | 0.905 | 0.000 |
| 105 | 1213 | 0.905 | 0.905 | 0.000 |
| Max | | 0.908 | 0.908 | 0.000 |
| Average | | 0.905 | 0.905 | 0.000 |
| Min | | 0.901 | 0.901 | 0.000 |
| Std Dev | | 0.001 | 0.001 | 0.000 |

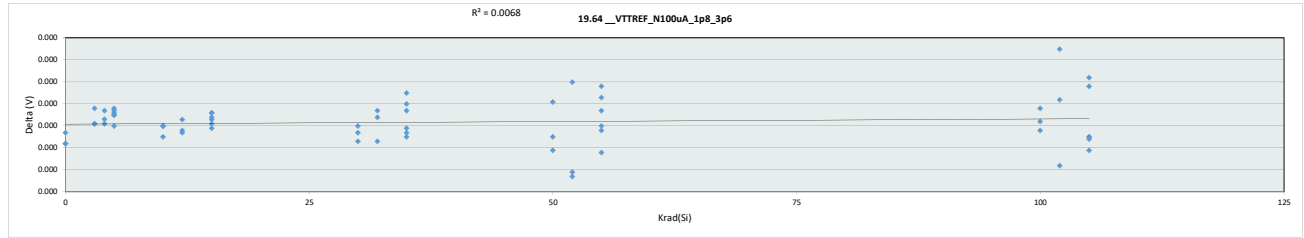


| 19.29_VTTREF_P10mA_1p8_2p375 | | | | | | | | | | | | | | | | |
|------------------------------|----------|-------|-------|-------|-------|-------|-------|-------|-------|-------|-------|-------|-------|-------|-------|-------|
| Test Site | Serial # | PRE | POST | Delta | | | | | | | | | | | | |
| Tester | | | | | | | | | | | | | | | | |
| Test Number | | | | | | | | | | | | | | | | |
| Max Limit | | 0.918 | 0.918 | | | | | | | | | | | | | |
| Min Limit | | 0.882 | 0.882 | | | | | | | | | | | | | |
| Krad(Si) | 0 | 3 | 4 | 5 | 10 | 12 | 15 | 30 | 32 | 35 | 50 | 52 | 55 | 100 | 102 | 105 |
| LL | | 0.882 | 0.882 | 0.882 | 0.882 | 0.882 | 0.882 | 0.882 | 0.882 | 0.882 | 0.882 | 0.882 | 0.882 | 0.882 | 0.882 | 0.882 |
| Min | | 0.905 | 0.904 | 0.903 | 0.901 | 0.903 | 0.904 | 0.903 | 0.906 | 0.905 | 0.904 | 0.903 | 0.902 | 0.903 | 0.902 | 0.903 |
| Average | | 0.905 | 0.904 | 0.905 | 0.903 | 0.904 | 0.905 | 0.905 | 0.906 | 0.906 | 0.905 | 0.905 | 0.904 | 0.905 | 0.904 | 0.905 |
| Max | | 0.906 | 0.905 | 0.908 | 0.906 | 0.905 | 0.906 | 0.908 | 0.906 | 0.908 | 0.906 | 0.906 | 0.905 | 0.907 | 0.905 | 0.905 |
| UL | | 0.918 | 0.918 | 0.918 | 0.918 | 0.918 | 0.918 | 0.918 | 0.918 | 0.918 | 0.918 | 0.918 | 0.918 | 0.918 | 0.918 | 0.918 |



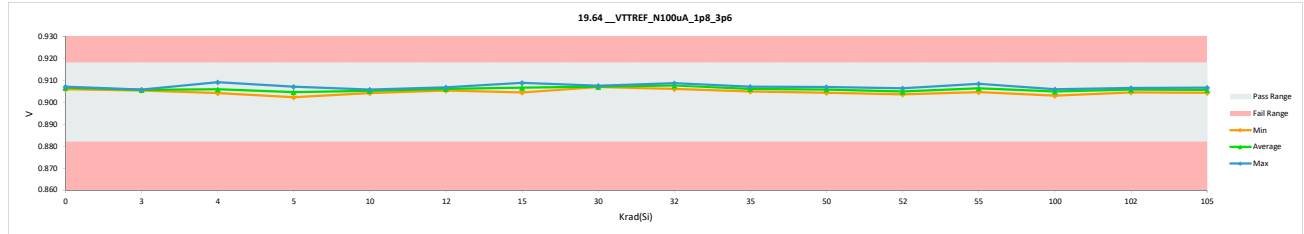
HDR TID Report
TPS7H3302-SP QML CALSS P

| 19.64_VTTREF_N100uA_1p8_3p6 | | | | |
|-----------------------------|----------|-------------|-------|-------|
| Test Site | Tester | Test Number | Unit | |
| | | | V | V |
| Max Limit | | | 0.918 | 0.918 |
| Min Limit | | | 0.882 | 0.882 |
| Krad(Si) | Serial # | PRE | POST | Delta |
| 0 | 775 | 0.906 | 0.906 | 0.000 |
| 0 | 1088 | 0.907 | 0.907 | 0.000 |
| 0 | 1106 | 0.907 | 0.907 | 0.000 |
| 3 | 817 | 0.905 | 0.905 | 0.000 |
| 3 | 825 | 0.906 | 0.906 | 0.000 |
| 3 | 833 | 0.906 | 0.906 | 0.000 |
| 4 | 547 | 0.904 | 0.904 | 0.000 |
| 4 | 645 | 0.905 | 0.905 | 0.000 |
| 4 | 788 | 0.909 | 0.909 | 0.000 |
| 5 | 959 | 0.905 | 0.905 | 0.000 |
| 5 | 991 | 0.903 | 0.903 | 0.000 |
| 5 | 1000 | 0.902 | 0.902 | 0.000 |
| 5 | 1011 | 0.903 | 0.903 | 0.000 |
| 5 | 1087 | 0.907 | 0.907 | 0.000 |
| 5 | 1097 | 0.907 | 0.907 | 0.000 |
| 10 | 180 | 0.906 | 0.906 | 0.000 |
| 10 | 236 | 0.906 | 0.906 | 0.000 |
| 10 | 246 | 0.904 | 0.904 | 0.000 |
| 12 | 190 | 0.907 | 0.907 | 0.000 |
| 12 | 266 | 0.905 | 0.905 | 0.000 |
| 12 | 308 | 0.906 | 0.906 | 0.000 |
| 15 | 848 | 0.908 | 0.908 | 0.000 |
| 15 | 878 | 0.905 | 0.905 | 0.000 |
| 15 | 880 | 0.908 | 0.908 | 0.000 |
| 15 | 942 | 0.906 | 0.906 | 0.000 |
| 15 | 947 | 0.905 | 0.905 | 0.000 |
| 15 | 962 | 0.909 | 0.909 | 0.000 |
| 30 | 1141 | 0.908 | 0.908 | 0.000 |
| 30 | 1242 | 0.907 | 0.907 | 0.000 |
| 30 | 1417 | 0.907 | 0.907 | 0.000 |
| 32 | 1126 | 0.906 | 0.906 | 0.000 |
| 32 | 1165 | 0.908 | 0.908 | 0.000 |
| 32 | 1300 | 0.909 | 0.909 | 0.000 |
| 35 | 376 | 0.907 | 0.907 | 0.000 |
| 35 | 405 | 0.906 | 0.906 | 0.000 |
| 35 | 425 | 0.906 | 0.906 | 0.000 |
| 35 | 492 | 0.906 | 0.906 | 0.000 |
| 35 | 501 | 0.907 | 0.907 | 0.000 |
| 35 | 521 | 0.905 | 0.905 | 0.000 |
| 50 | 300 | 0.904 | 0.904 | 0.000 |
| 50 | 756 | 0.906 | 0.906 | 0.000 |
| 50 | 1100 | 0.907 | 0.907 | 0.000 |
| 52 | 451 | 0.907 | 0.906 | 0.000 |
| 52 | 587 | 0.905 | 0.905 | 0.000 |
| 52 | 956 | 0.904 | 0.904 | 0.000 |
| 55 | 198 | 0.906 | 0.906 | 0.000 |
| 55 | 220 | 0.905 | 0.905 | 0.000 |
| 55 | 665 | 0.905 | 0.905 | 0.000 |
| 55 | 818 | 0.906 | 0.906 | 0.000 |
| 55 | 1057 | 0.909 | 0.908 | 0.000 |
| 55 | 1137 | 0.908 | 0.908 | 0.000 |
| 100 | 448 | 0.903 | 0.903 | 0.000 |
| 100 | 938 | 0.906 | 0.906 | 0.000 |
| 100 | 1051 | 0.906 | 0.906 | 0.000 |
| 102 | 921 | 0.906 | 0.907 | 0.000 |
| 102 | 1113 | 0.906 | 0.907 | 0.000 |
| 102 | 1234 | 0.905 | 0.905 | 0.000 |
| 105 | 134 | 0.906 | 0.906 | 0.000 |
| 105 | 367 | 0.904 | 0.904 | 0.000 |
| 105 | 440 | 0.905 | 0.905 | 0.000 |
| 105 | 477 | 0.907 | 0.907 | 0.000 |
| 105 | 556 | 0.906 | 0.906 | 0.000 |
| 105 | 1213 | 0.906 | 0.906 | 0.000 |
| Max | | 0.909 | 0.909 | 0.000 |
| Average | | 0.906 | 0.906 | 0.000 |
| Min | | 0.902 | 0.902 | 0.000 |
| Std Dev | | 0.001 | 0.001 | 0.000 |



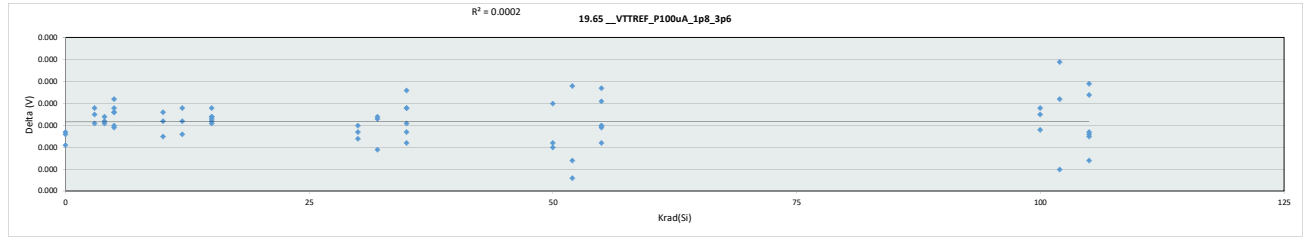
| 19.64_VTTREF_N100uA_1p8 | | | | |
|-------------------------|--------|-------------|-------|-------|
| Test Site | Tester | Test Number | Unit | |
| | | | V | V |
| Max Limit | | | 0.918 | 0.918 |
| Min Limit | | | 0.882 | 0.882 |

| Krad(Si) | 0 | 3 | 4 | 5 | 10 | 12 | 15 | 30 | 32 | 35 | 50 | 52 | 55 | 100 | 102 | 105 |
|----------|-------|-------|-------|-------|-------|-------|-------|-------|-------|-------|-------|-------|-------|-------|-------|-------|
| LL | 0.882 | 0.882 | 0.882 | 0.882 | 0.882 | 0.882 | 0.882 | 0.882 | 0.882 | 0.882 | 0.882 | 0.882 | 0.882 | 0.882 | 0.882 | 0.882 |
| Min | 0.906 | 0.905 | 0.904 | 0.904 | 0.902 | 0.904 | 0.905 | 0.905 | 0.907 | 0.906 | 0.905 | 0.904 | 0.904 | 0.905 | 0.903 | 0.905 |
| Average | 0.907 | 0.906 | 0.906 | 0.906 | 0.905 | 0.905 | 0.906 | 0.907 | 0.907 | 0.908 | 0.906 | 0.906 | 0.905 | 0.906 | 0.905 | 0.906 |
| Max | 0.907 | 0.906 | 0.909 | 0.909 | 0.907 | 0.906 | 0.907 | 0.909 | 0.908 | 0.909 | 0.907 | 0.907 | 0.906 | 0.908 | 0.906 | 0.907 |
| UL | 0.918 | 0.918 | 0.918 | 0.918 | 0.918 | 0.918 | 0.918 | 0.918 | 0.918 | 0.918 | 0.918 | 0.918 | 0.918 | 0.918 | 0.918 | 0.918 |

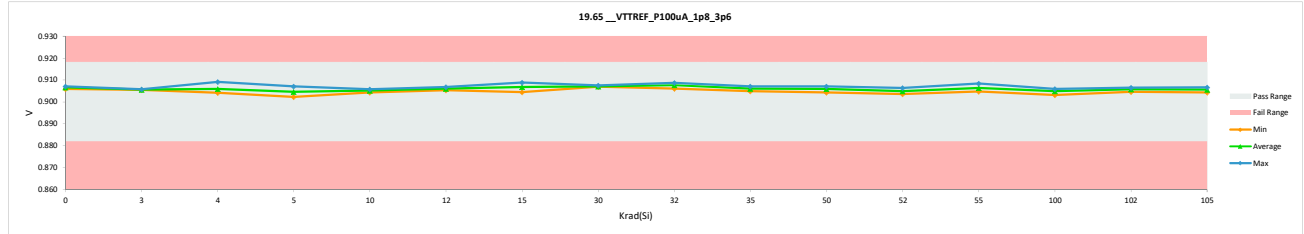


HDR TID Report
TPS7H3302-SP QML CALSS P

| 19.65_VTTREF_P100uA_1p8_3p6 | | | | |
|-----------------------------|----------|-------------|-------|-------|
| Test Site | Tester | Test Number | Unit | |
| | | | V | V |
| Max Limit | | | 0.918 | 0.918 |
| Min Limit | | | 0.882 | 0.882 |
| Krad(Si) | Serial # | PRE | POST | Delta |
| 0 | 775 | 0.906 | 0.906 | 0.000 |
| 0 | 1088 | 0.907 | 0.907 | 0.000 |
| 0 | 1106 | 0.907 | 0.907 | 0.000 |
| 3 | 817 | 0.905 | 0.905 | 0.000 |
| 3 | 825 | 0.906 | 0.906 | 0.000 |
| 3 | 833 | 0.906 | 0.906 | 0.000 |
| 4 | 547 | 0.904 | 0.904 | 0.000 |
| 4 | 645 | 0.905 | 0.905 | 0.000 |
| 4 | 788 | 0.909 | 0.909 | 0.000 |
| 5 | 959 | 0.905 | 0.905 | 0.000 |
| 5 | 991 | 0.903 | 0.903 | 0.000 |
| 5 | 1000 | 0.902 | 0.902 | 0.000 |
| 5 | 1011 | 0.903 | 0.903 | 0.000 |
| 5 | 1087 | 0.907 | 0.907 | 0.000 |
| 5 | 1097 | 0.906 | 0.907 | 0.000 |
| 10 | 180 | 0.906 | 0.906 | 0.000 |
| 10 | 236 | 0.906 | 0.906 | 0.000 |
| 10 | 246 | 0.904 | 0.904 | 0.000 |
| 12 | 190 | 0.907 | 0.907 | 0.000 |
| 12 | 266 | 0.905 | 0.905 | 0.000 |
| 12 | 308 | 0.906 | 0.906 | 0.000 |
| 15 | 848 | 0.908 | 0.908 | 0.000 |
| 15 | 878 | 0.904 | 0.905 | 0.000 |
| 15 | 880 | 0.908 | 0.908 | 0.000 |
| 15 | 942 | 0.906 | 0.906 | 0.000 |
| 15 | 947 | 0.905 | 0.905 | 0.000 |
| 15 | 962 | 0.909 | 0.909 | 0.000 |
| 30 | 1141 | 0.908 | 0.908 | 0.000 |
| 30 | 1242 | 0.907 | 0.907 | 0.000 |
| 30 | 1417 | 0.907 | 0.907 | 0.000 |
| 32 | 1126 | 0.906 | 0.906 | 0.000 |
| 32 | 1165 | 0.908 | 0.908 | 0.000 |
| 32 | 1300 | 0.909 | 0.909 | 0.000 |
| 35 | 376 | 0.907 | 0.907 | 0.000 |
| 35 | 405 | 0.906 | 0.906 | 0.000 |
| 35 | 425 | 0.906 | 0.906 | 0.000 |
| 35 | 492 | 0.906 | 0.906 | 0.000 |
| 35 | 501 | 0.907 | 0.907 | 0.000 |
| 35 | 521 | 0.905 | 0.905 | 0.000 |
| 50 | 300 | 0.904 | 0.904 | 0.000 |
| 50 | 756 | 0.906 | 0.906 | 0.000 |
| 50 | 1100 | 0.907 | 0.907 | 0.000 |
| 52 | 451 | 0.907 | 0.906 | 0.000 |
| 52 | 587 | 0.905 | 0.905 | 0.000 |
| 52 | 956 | 0.904 | 0.904 | 0.000 |
| 55 | 198 | 0.906 | 0.906 | 0.000 |
| 55 | 220 | 0.905 | 0.905 | 0.000 |
| 55 | 665 | 0.905 | 0.905 | 0.000 |
| 55 | 818 | 0.906 | 0.906 | 0.000 |
| 55 | 1057 | 0.908 | 0.908 | 0.000 |
| 55 | 1137 | 0.908 | 0.908 | 0.000 |
| 100 | 448 | 0.903 | 0.903 | 0.000 |
| 100 | 938 | 0.906 | 0.906 | 0.000 |
| 100 | 1051 | 0.906 | 0.906 | 0.000 |
| 102 | 921 | 0.906 | 0.907 | 0.000 |
| 102 | 1113 | 0.906 | 0.906 | 0.000 |
| 102 | 1234 | 0.905 | 0.905 | 0.000 |
| 105 | 134 | 0.906 | 0.906 | 0.000 |
| 105 | 367 | 0.904 | 0.904 | 0.000 |
| 105 | 440 | 0.905 | 0.905 | 0.000 |
| 105 | 477 | 0.907 | 0.907 | 0.000 |
| 105 | 556 | 0.906 | 0.906 | 0.000 |
| 105 | 1213 | 0.906 | 0.906 | 0.000 |
| Max | | 0.909 | 0.909 | 0.000 |
| Average | | 0.906 | 0.906 | 0.000 |
| Min | | 0.902 | 0.902 | 0.000 |
| Std Dev | | 0.001 | 0.001 | 0.000 |

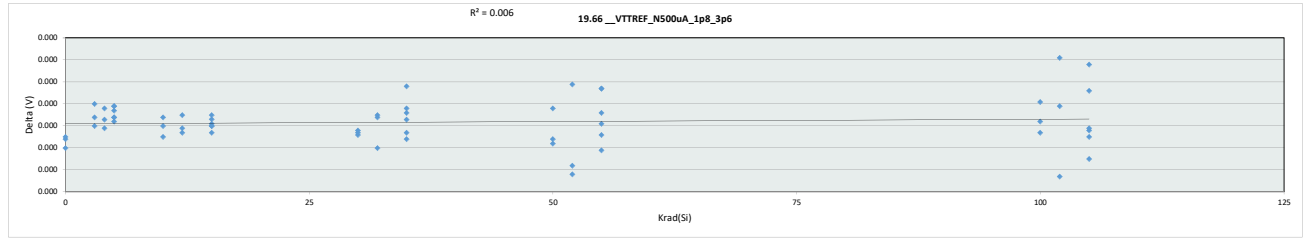


| 19.65_VTTREF_P100uA_1p8 | | | | | | | | | | | | | | | | |
|-------------------------|--------|-------------|-----------|-----------|-------|-------|-------|-------|-------|-------|-------|-------|-------|-------|-------|-------|
| Test Site | Tester | Test Number | Max Limit | Min Limit | | | | | | | | | | | | |
| | | | 0.918 | 0.882 | | | | | | | | | | | | |
| | | | V | V | | | | | | | | | | | | |
| Krad(Si) | 0 | 3 | 4 | 5 | 10 | 12 | 15 | 30 | 32 | 35 | 50 | 52 | 55 | 100 | 102 | 105 |
| LL | 0.882 | 0.882 | 0.882 | 0.882 | 0.882 | 0.882 | 0.882 | 0.882 | 0.882 | 0.882 | 0.882 | 0.882 | 0.882 | 0.882 | 0.882 | 0.882 |
| Min | 0.906 | 0.905 | 0.904 | 0.904 | 0.902 | 0.904 | 0.902 | 0.905 | 0.905 | 0.906 | 0.905 | 0.904 | 0.905 | 0.903 | 0.905 | 0.904 |
| Average | 0.907 | 0.906 | 0.906 | 0.905 | 0.905 | 0.905 | 0.906 | 0.907 | 0.907 | 0.908 | 0.906 | 0.905 | 0.906 | 0.905 | 0.906 | 0.906 |
| Max | 0.907 | 0.906 | 0.909 | 0.907 | 0.906 | 0.907 | 0.909 | 0.908 | 0.909 | 0.907 | 0.907 | 0.906 | 0.908 | 0.906 | 0.907 | 0.907 |
| UL | 0.918 | 0.918 | 0.918 | 0.918 | 0.918 | 0.918 | 0.918 | 0.918 | 0.918 | 0.918 | 0.918 | 0.918 | 0.918 | 0.918 | 0.918 | 0.918 |



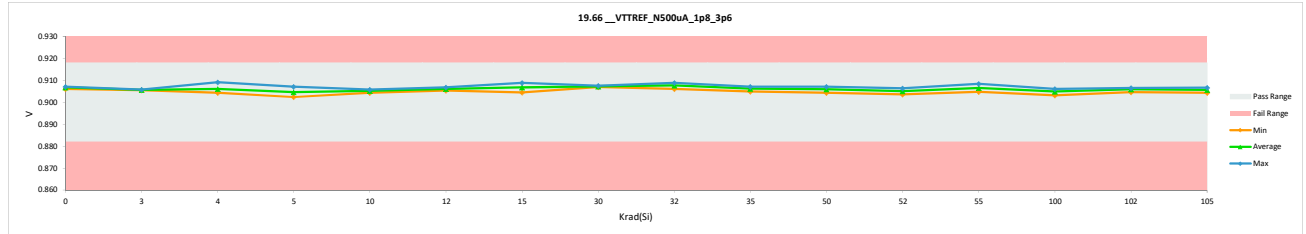
HDR TID Report
TPS7H3302-SP QML CALSS P

| 19.66_VTTREF_N500uA_1p8_3p6 | | | | |
|-----------------------------|----------|-------------|-------|-------|
| Test Site | Tester | Test Number | Unit | |
| | | | V | V |
| Max Limit | | | 0.918 | 0.918 |
| Min Limit | | | 0.882 | 0.882 |
| Krad(Si) | Serial # | PRE | POST | Delta |
| 0 | 775 | 0.906 | 0.906 | 0.000 |
| 0 | 1088 | 0.907 | 0.907 | 0.000 |
| 0 | 1106 | 0.907 | 0.907 | 0.000 |
| 3 | 817 | 0.905 | 0.905 | 0.000 |
| 3 | 825 | 0.906 | 0.906 | 0.000 |
| 3 | 833 | 0.906 | 0.906 | 0.000 |
| 4 | 547 | 0.904 | 0.904 | 0.000 |
| 4 | 645 | 0.905 | 0.905 | 0.000 |
| 4 | 788 | 0.909 | 0.909 | 0.000 |
| 5 | 959 | 0.905 | 0.905 | 0.000 |
| 5 | 991 | 0.903 | 0.903 | 0.000 |
| 5 | 1000 | 0.902 | 0.902 | 0.000 |
| 5 | 1011 | 0.903 | 0.904 | 0.000 |
| 5 | 1087 | 0.907 | 0.907 | 0.000 |
| 5 | 1097 | 0.907 | 0.907 | 0.000 |
| 10 | 180 | 0.906 | 0.906 | 0.000 |
| 10 | 236 | 0.906 | 0.906 | 0.000 |
| 10 | 246 | 0.904 | 0.904 | 0.000 |
| 12 | 190 | 0.907 | 0.907 | 0.000 |
| 12 | 266 | 0.905 | 0.905 | 0.000 |
| 12 | 308 | 0.906 | 0.906 | 0.000 |
| 15 | 848 | 0.908 | 0.908 | 0.000 |
| 15 | 878 | 0.905 | 0.905 | 0.000 |
| 15 | 880 | 0.908 | 0.908 | 0.000 |
| 15 | 942 | 0.906 | 0.906 | 0.000 |
| 15 | 947 | 0.905 | 0.905 | 0.000 |
| 15 | 962 | 0.909 | 0.909 | 0.000 |
| 30 | 1141 | 0.908 | 0.908 | 0.000 |
| 30 | 1242 | 0.907 | 0.907 | 0.000 |
| 30 | 1417 | 0.907 | 0.907 | 0.000 |
| 32 | 1126 | 0.906 | 0.906 | 0.000 |
| 32 | 1165 | 0.908 | 0.908 | 0.000 |
| 32 | 1300 | 0.909 | 0.909 | 0.000 |
| 35 | 376 | 0.907 | 0.907 | 0.000 |
| 35 | 405 | 0.906 | 0.906 | 0.000 |
| 35 | 425 | 0.906 | 0.906 | 0.000 |
| 35 | 492 | 0.906 | 0.906 | 0.000 |
| 35 | 501 | 0.907 | 0.907 | 0.000 |
| 35 | 521 | 0.905 | 0.905 | 0.000 |
| 50 | 300 | 0.904 | 0.904 | 0.000 |
| 50 | 756 | 0.906 | 0.906 | 0.000 |
| 50 | 1100 | 0.907 | 0.907 | 0.000 |
| 52 | 451 | 0.907 | 0.906 | 0.000 |
| 52 | 587 | 0.905 | 0.905 | 0.000 |
| 52 | 956 | 0.904 | 0.904 | 0.000 |
| 55 | 198 | 0.906 | 0.906 | 0.000 |
| 55 | 220 | 0.905 | 0.905 | 0.000 |
| 55 | 665 | 0.905 | 0.905 | 0.000 |
| 55 | 818 | 0.906 | 0.906 | 0.000 |
| 55 | 1057 | 0.909 | 0.908 | 0.000 |
| 55 | 1137 | 0.908 | 0.908 | 0.000 |
| 100 | 448 | 0.903 | 0.903 | 0.000 |
| 100 | 938 | 0.906 | 0.906 | 0.000 |
| 100 | 1051 | 0.906 | 0.906 | 0.000 |
| 102 | 921 | 0.906 | 0.907 | 0.000 |
| 102 | 1113 | 0.906 | 0.907 | 0.000 |
| 102 | 1234 | 0.905 | 0.905 | 0.000 |
| 105 | 134 | 0.906 | 0.906 | 0.000 |
| 105 | 367 | 0.905 | 0.904 | 0.000 |
| 105 | 440 | 0.905 | 0.905 | 0.000 |
| 105 | 477 | 0.907 | 0.907 | 0.000 |
| 105 | 556 | 0.906 | 0.906 | 0.000 |
| 105 | 1213 | 0.906 | 0.906 | 0.000 |
| Max | | 0.909 | 0.909 | 0.000 |
| Average | | 0.906 | 0.906 | 0.000 |
| Min | | 0.902 | 0.902 | 0.000 |
| Std Dev | | 0.001 | 0.001 | 0.000 |



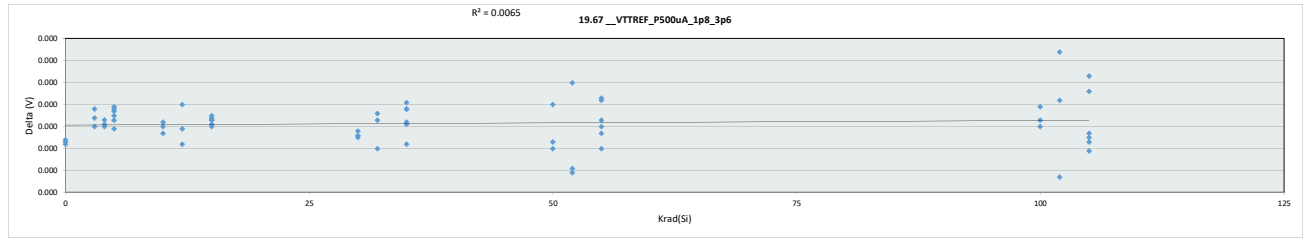
| 19.66_VTTREF_N500uA_1p8 | | | | |
|-------------------------|--------|-------------|-------|-------|
| Test Site | Tester | Test Number | Unit | |
| | | | V | V |
| Max Limit | | | 0.918 | 0.918 |
| Min Limit | | | 0.882 | 0.882 |

| Krad(Si) | 0 | 3 | 4 | 5 | 10 | 12 | 15 | 30 | 32 | 35 | 50 | 52 | 55 | 100 | 102 | 105 |
|----------|-------|-------|-------|-------|-------|-------|-------|-------|-------|-------|-------|-------|-------|-------|-------|-------|
| LL | 0.882 | 0.882 | 0.882 | 0.882 | 0.882 | 0.882 | 0.882 | 0.882 | 0.882 | 0.882 | 0.882 | 0.882 | 0.882 | 0.882 | 0.882 | 0.882 |
| Min | 0.906 | 0.906 | 0.904 | 0.904 | 0.902 | 0.904 | 0.902 | 0.905 | 0.905 | 0.907 | 0.906 | 0.905 | 0.904 | 0.904 | 0.905 | 0.904 |
| Average | 0.907 | 0.906 | 0.906 | 0.906 | 0.905 | 0.905 | 0.905 | 0.906 | 0.907 | 0.907 | 0.908 | 0.906 | 0.905 | 0.907 | 0.905 | 0.906 |
| Max | 0.907 | 0.906 | 0.909 | 0.909 | 0.907 | 0.906 | 0.907 | 0.909 | 0.908 | 0.909 | 0.907 | 0.907 | 0.907 | 0.907 | 0.906 | 0.907 |
| UL | 0.918 | 0.918 | 0.918 | 0.918 | 0.918 | 0.918 | 0.918 | 0.918 | 0.918 | 0.918 | 0.918 | 0.918 | 0.918 | 0.918 | 0.918 | 0.918 |

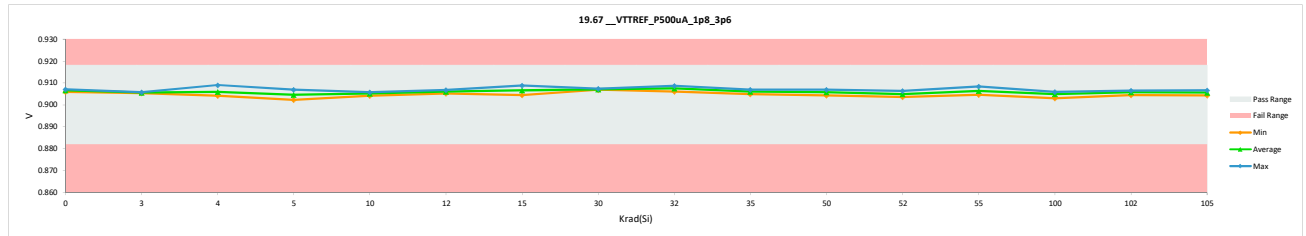


HDR TID Report
TPS7H3302-SP QML CALSS P

| 19.67_VTTREF_P500uA_1p8_3p6 | | | | |
|-----------------------------|----------|-------------|-------|-------|
| Test Site | Tester | Test Number | Unit | |
| | | | V | V |
| Max Limit | | | 0.918 | 0.918 |
| Min Limit | | | 0.882 | 0.882 |
| Krad(Si) | Serial # | PRE | POST | Delta |
| 0 | 775 | 0.906 | 0.906 | 0.000 |
| 0 | 1088 | 0.907 | 0.907 | 0.000 |
| 0 | 1106 | 0.907 | 0.907 | 0.000 |
| 3 | 817 | 0.905 | 0.905 | 0.000 |
| 3 | 825 | 0.906 | 0.906 | 0.000 |
| 3 | 833 | 0.905 | 0.906 | 0.000 |
| 4 | 547 | 0.904 | 0.904 | 0.000 |
| 4 | 645 | 0.905 | 0.905 | 0.000 |
| 4 | 788 | 0.909 | 0.909 | 0.000 |
| 5 | 959 | 0.905 | 0.905 | 0.000 |
| 5 | 991 | 0.903 | 0.903 | 0.000 |
| 5 | 1000 | 0.902 | 0.902 | 0.000 |
| 5 | 1011 | 0.903 | 0.903 | 0.000 |
| 5 | 1087 | 0.907 | 0.907 | 0.000 |
| 5 | 1097 | 0.906 | 0.907 | 0.000 |
| 10 | 180 | 0.906 | 0.906 | 0.000 |
| 10 | 236 | 0.906 | 0.906 | 0.000 |
| 10 | 246 | 0.904 | 0.904 | 0.000 |
| 12 | 190 | 0.907 | 0.907 | 0.000 |
| 12 | 266 | 0.905 | 0.905 | 0.000 |
| 12 | 308 | 0.906 | 0.906 | 0.000 |
| 15 | 848 | 0.908 | 0.908 | 0.000 |
| 15 | 878 | 0.904 | 0.904 | 0.000 |
| 15 | 880 | 0.908 | 0.908 | 0.000 |
| 15 | 942 | 0.906 | 0.906 | 0.000 |
| 15 | 947 | 0.905 | 0.905 | 0.000 |
| 15 | 962 | 0.909 | 0.909 | 0.000 |
| 30 | 1141 | 0.907 | 0.907 | 0.000 |
| 30 | 1242 | 0.907 | 0.907 | 0.000 |
| 30 | 1417 | 0.907 | 0.907 | 0.000 |
| 32 | 1126 | 0.906 | 0.906 | 0.000 |
| 32 | 1165 | 0.908 | 0.908 | 0.000 |
| 32 | 1300 | 0.909 | 0.909 | 0.000 |
| 35 | 376 | 0.907 | 0.907 | 0.000 |
| 35 | 405 | 0.906 | 0.906 | 0.000 |
| 35 | 425 | 0.906 | 0.906 | 0.000 |
| 35 | 492 | 0.906 | 0.906 | 0.000 |
| 35 | 501 | 0.907 | 0.907 | 0.000 |
| 35 | 521 | 0.905 | 0.905 | 0.000 |
| 50 | 300 | 0.904 | 0.904 | 0.000 |
| 50 | 756 | 0.906 | 0.906 | 0.000 |
| 50 | 1100 | 0.907 | 0.907 | 0.000 |
| 52 | 451 | 0.907 | 0.906 | 0.000 |
| 52 | 587 | 0.905 | 0.905 | 0.000 |
| 52 | 956 | 0.904 | 0.904 | 0.000 |
| 55 | 198 | 0.906 | 0.906 | 0.000 |
| 55 | 220 | 0.905 | 0.905 | 0.000 |
| 55 | 665 | 0.905 | 0.905 | 0.000 |
| 55 | 818 | 0.906 | 0.906 | 0.000 |
| 55 | 1057 | 0.908 | 0.908 | 0.000 |
| 55 | 1137 | 0.908 | 0.908 | 0.000 |
| 100 | 448 | 0.903 | 0.903 | 0.000 |
| 100 | 938 | 0.906 | 0.906 | 0.000 |
| 100 | 1051 | 0.906 | 0.906 | 0.000 |
| 102 | 921 | 0.906 | 0.906 | 0.000 |
| 102 | 1113 | 0.906 | 0.906 | 0.000 |
| 102 | 1234 | 0.905 | 0.904 | 0.000 |
| 105 | 134 | 0.906 | 0.906 | 0.000 |
| 105 | 367 | 0.904 | 0.904 | 0.000 |
| 105 | 440 | 0.905 | 0.905 | 0.000 |
| 105 | 477 | 0.907 | 0.907 | 0.000 |
| 105 | 556 | 0.906 | 0.906 | 0.000 |
| 105 | 1213 | 0.906 | 0.906 | 0.000 |
| Max | | 0.909 | 0.909 | 0.000 |
| Average | | 0.906 | 0.906 | 0.000 |
| Min | | 0.902 | 0.902 | 0.000 |
| Std Dev | | 0.001 | 0.001 | 0.000 |

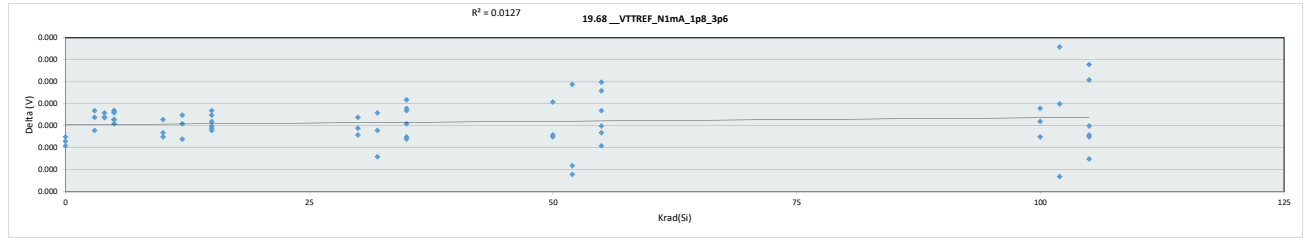


| 19.67_VTTREF_P500uA_1p8 | | | | | | | | | | | | | | | | |
|-------------------------|--------|-------------|-----------|-----------|-------|-------|-------|-------|-------|-------|-------|-------|-------|-------|-------|-------|
| Test Site | Tester | Test Number | Max Limit | Min Limit | | | | | | | | | | | | |
| | | | 0.918 | 0.882 | | | | | | | | | | | | |
| | | | V | V | | | | | | | | | | | | |
| Krad(Si) | 0 | 3 | 4 | 5 | 10 | 12 | 15 | 30 | 32 | 35 | 50 | 52 | 55 | 100 | 102 | 105 |
| LL | 0.882 | 0.882 | 0.882 | 0.882 | 0.882 | 0.882 | 0.882 | 0.882 | 0.882 | 0.882 | 0.882 | 0.882 | 0.882 | 0.882 | 0.882 | 0.882 |
| Min | 0.906 | 0.905 | 0.904 | 0.904 | 0.902 | 0.904 | 0.904 | 0.904 | 0.905 | 0.906 | 0.906 | 0.905 | 0.904 | 0.904 | 0.905 | 0.904 |
| Average | 0.907 | 0.906 | 0.906 | 0.906 | 0.905 | 0.905 | 0.905 | 0.906 | 0.907 | 0.907 | 0.908 | 0.906 | 0.906 | 0.905 | 0.906 | 0.904 |
| Max | 0.907 | 0.906 | 0.909 | 0.907 | 0.906 | 0.906 | 0.907 | 0.909 | 0.907 | 0.909 | 0.907 | 0.907 | 0.907 | 0.906 | 0.906 | 0.906 |
| UL | 0.918 | 0.918 | 0.918 | 0.918 | 0.918 | 0.918 | 0.918 | 0.918 | 0.918 | 0.918 | 0.918 | 0.918 | 0.918 | 0.918 | 0.918 | 0.918 |

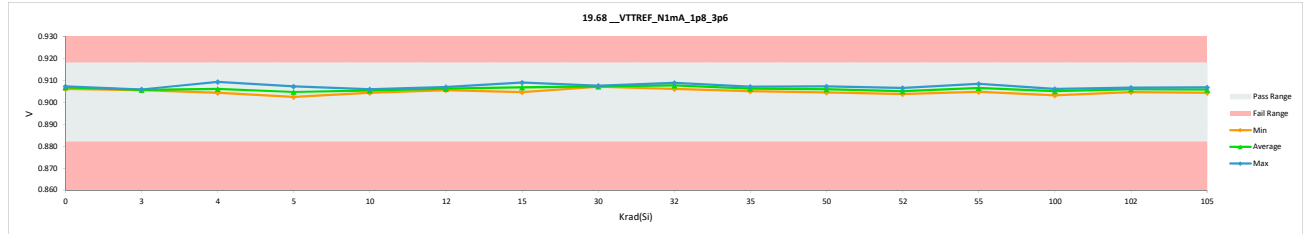


HDR TID Report
TPS7H3302-SP QML CALSS P

| 19.68_VTTREF_N1mA_1p8_3p6 | | | | |
|---------------------------|----------|-------------|-------|-------|
| Test Site | Tester | Test Number | Unit | Delta |
| | | | V | V |
| Max Limit | | | 0.918 | 0.918 |
| Min Limit | | | 0.882 | 0.882 |
| Krad(Si) | Serial # | PRE | POST | Delta |
| 0 | 775 | 0.906 | 0.906 | 0.000 |
| 0 | 1088 | 0.907 | 0.907 | 0.000 |
| 0 | 1106 | 0.907 | 0.907 | 0.000 |
| 3 | 817 | 0.906 | 0.906 | 0.000 |
| 3 | 825 | 0.906 | 0.906 | 0.000 |
| 3 | 833 | 0.906 | 0.906 | 0.000 |
| 4 | 547 | 0.904 | 0.904 | 0.000 |
| 4 | 645 | 0.905 | 0.905 | 0.000 |
| 4 | 788 | 0.909 | 0.909 | 0.000 |
| 5 | 959 | 0.905 | 0.905 | 0.000 |
| 5 | 991 | 0.903 | 0.903 | 0.000 |
| 5 | 1000 | 0.902 | 0.902 | 0.000 |
| 5 | 1011 | 0.904 | 0.904 | 0.000 |
| 5 | 1087 | 0.907 | 0.907 | 0.000 |
| 5 | 1097 | 0.907 | 0.907 | 0.000 |
| 10 | 180 | 0.906 | 0.906 | 0.000 |
| 10 | 236 | 0.906 | 0.906 | 0.000 |
| 10 | 246 | 0.904 | 0.904 | 0.000 |
| 12 | 190 | 0.907 | 0.907 | 0.000 |
| 12 | 266 | 0.906 | 0.905 | 0.000 |
| 12 | 308 | 0.906 | 0.906 | 0.000 |
| 15 | 848 | 0.908 | 0.908 | 0.000 |
| 15 | 878 | 0.905 | 0.905 | 0.000 |
| 15 | 880 | 0.908 | 0.908 | 0.000 |
| 15 | 942 | 0.906 | 0.906 | 0.000 |
| 15 | 947 | 0.905 | 0.905 | 0.000 |
| 15 | 962 | 0.909 | 0.909 | 0.000 |
| 30 | 1141 | 0.908 | 0.908 | 0.000 |
| 30 | 1242 | 0.907 | 0.907 | 0.000 |
| 30 | 1417 | 0.907 | 0.907 | 0.000 |
| 32 | 1126 | 0.906 | 0.906 | 0.000 |
| 32 | 1165 | 0.908 | 0.908 | 0.000 |
| 32 | 1300 | 0.909 | 0.909 | 0.000 |
| 35 | 376 | 0.907 | 0.907 | 0.000 |
| 35 | 405 | 0.906 | 0.906 | 0.000 |
| 35 | 425 | 0.906 | 0.906 | 0.000 |
| 35 | 492 | 0.906 | 0.906 | 0.000 |
| 35 | 501 | 0.907 | 0.907 | 0.000 |
| 35 | 521 | 0.905 | 0.905 | 0.000 |
| 50 | 300 | 0.905 | 0.905 | 0.000 |
| 50 | 756 | 0.906 | 0.906 | 0.000 |
| 50 | 1100 | 0.907 | 0.907 | 0.000 |
| 52 | 451 | 0.907 | 0.907 | 0.000 |
| 52 | 587 | 0.905 | 0.905 | 0.000 |
| 52 | 956 | 0.904 | 0.904 | 0.000 |
| 55 | 198 | 0.907 | 0.907 | 0.000 |
| 55 | 220 | 0.905 | 0.905 | 0.000 |
| 55 | 665 | 0.905 | 0.905 | 0.000 |
| 55 | 818 | 0.906 | 0.906 | 0.000 |
| 55 | 1057 | 0.909 | 0.909 | 0.000 |
| 55 | 1137 | 0.908 | 0.908 | 0.000 |
| 100 | 448 | 0.903 | 0.903 | 0.000 |
| 100 | 938 | 0.906 | 0.906 | 0.000 |
| 100 | 1051 | 0.906 | 0.906 | 0.000 |
| 102 | 921 | 0.907 | 0.907 | 0.000 |
| 102 | 1113 | 0.906 | 0.907 | 0.000 |
| 102 | 1234 | 0.905 | 0.905 | 0.000 |
| 105 | 134 | 0.906 | 0.906 | 0.000 |
| 105 | 367 | 0.905 | 0.904 | 0.000 |
| 105 | 440 | 0.905 | 0.905 | 0.000 |
| 105 | 477 | 0.907 | 0.907 | 0.000 |
| 105 | 556 | 0.906 | 0.906 | 0.000 |
| 105 | 1213 | 0.906 | 0.906 | 0.000 |
| Max | | 0.909 | 0.909 | 0.000 |
| Average | | 0.906 | 0.906 | 0.000 |
| Min | | 0.902 | 0.902 | 0.000 |
| Std Dev | | 0.001 | 0.001 | 0.000 |

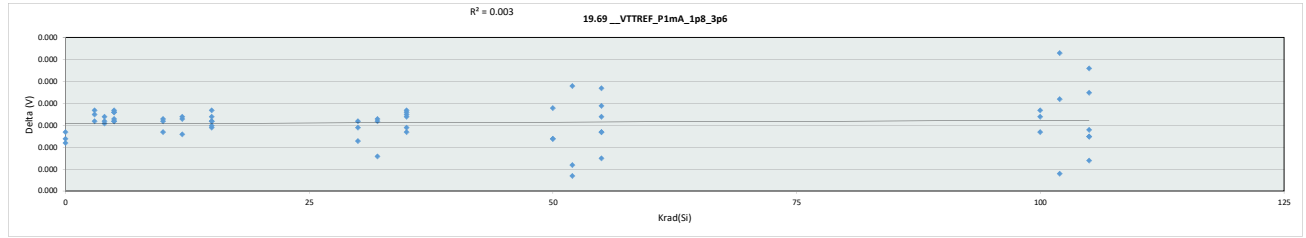


| 19.68_VTTREF_N1mA_1p8_3p6 | | | | | | | | | | | | | | | | |
|---------------------------|--------|-------------|-------|-------|-------|-------|-------|-------|-------|-------|-------|-------|-------|-------|-------|-------|
| Test Site | Tester | Test Number | Unit | Delta | | | | | | | | | | | | |
| | | | V | V | | | | | | | | | | | | |
| Max Limit | | | 0.918 | 0.918 | | | | | | | | | | | | |
| Min Limit | | | 0.882 | 0.882 | | | | | | | | | | | | |
| Krad(Si) | 0 | 3 | 4 | 5 | 10 | 12 | 15 | 30 | 32 | 35 | 50 | 52 | 55 | 100 | 102 | 105 |
| LL | 0.882 | 0.882 | 0.882 | 0.882 | 0.882 | 0.882 | 0.882 | 0.882 | 0.882 | 0.882 | 0.882 | 0.882 | 0.882 | 0.882 | 0.882 | 0.882 |
| Min | 0.906 | 0.906 | 0.904 | 0.904 | 0.902 | 0.904 | 0.902 | 0.904 | 0.906 | 0.905 | 0.905 | 0.904 | 0.905 | 0.903 | 0.905 | 0.904 |
| Average | 0.907 | 0.906 | 0.906 | 0.905 | 0.905 | 0.906 | 0.907 | 0.907 | 0.908 | 0.906 | 0.906 | 0.905 | 0.907 | 0.905 | 0.906 | 0.906 |
| Max | 0.907 | 0.906 | 0.909 | 0.907 | 0.906 | 0.907 | 0.909 | 0.908 | 0.909 | 0.907 | 0.907 | 0.907 | 0.909 | 0.906 | 0.907 | 0.907 |
| UL | 0.918 | 0.918 | 0.918 | 0.918 | 0.918 | 0.918 | 0.918 | 0.918 | 0.918 | 0.918 | 0.918 | 0.918 | 0.918 | 0.918 | 0.918 | 0.918 |



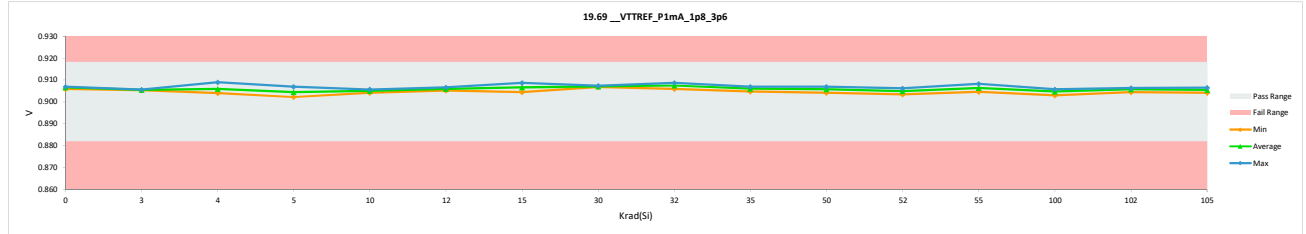
HDR TID Report
TPS7H3302-SP QML CALSS P

| 19.69_VTTREF_P1mA_1p8_3p6 | | | | |
|---------------------------|----------|-------------|-------|-------|
| Test Site | Tester | Test Number | Unit | Unit |
| | | | V | V |
| Max Limit | | | 0.918 | 0.918 |
| Min Limit | | | 0.882 | 0.882 |
| Krad(Si) | Serial # | PRE | POST | Delta |
| 0 | 775 | 0.906 | 0.906 | 0.000 |
| 0 | 1088 | 0.907 | 0.907 | 0.000 |
| 0 | 1106 | 0.907 | 0.907 | 0.000 |
| 3 | 817 | 0.905 | 0.905 | 0.000 |
| 3 | 825 | 0.906 | 0.906 | 0.000 |
| 3 | 833 | 0.905 | 0.905 | 0.000 |
| 4 | 547 | 0.904 | 0.904 | 0.000 |
| 4 | 645 | 0.904 | 0.904 | 0.000 |
| 4 | 788 | 0.909 | 0.909 | 0.000 |
| 5 | 959 | 0.905 | 0.905 | 0.000 |
| 5 | 991 | 0.903 | 0.903 | 0.000 |
| 5 | 1000 | 0.902 | 0.902 | 0.000 |
| 5 | 1011 | 0.903 | 0.903 | 0.000 |
| 5 | 1087 | 0.907 | 0.907 | 0.000 |
| 5 | 1097 | 0.906 | 0.906 | 0.000 |
| 10 | 180 | 0.905 | 0.905 | 0.000 |
| 10 | 236 | 0.906 | 0.906 | 0.000 |
| 10 | 246 | 0.904 | 0.904 | 0.000 |
| 12 | 190 | 0.907 | 0.907 | 0.000 |
| 12 | 266 | 0.905 | 0.905 | 0.000 |
| 12 | 308 | 0.906 | 0.906 | 0.000 |
| 15 | 848 | 0.908 | 0.908 | 0.000 |
| 15 | 878 | 0.904 | 0.904 | 0.000 |
| 15 | 880 | 0.907 | 0.908 | 0.000 |
| 15 | 942 | 0.906 | 0.906 | 0.000 |
| 15 | 947 | 0.905 | 0.905 | 0.000 |
| 15 | 962 | 0.909 | 0.909 | 0.000 |
| 30 | 1141 | 0.907 | 0.907 | 0.000 |
| 30 | 1242 | 0.907 | 0.907 | 0.000 |
| 30 | 1417 | 0.907 | 0.907 | 0.000 |
| 32 | 1126 | 0.906 | 0.906 | 0.000 |
| 32 | 1165 | 0.908 | 0.908 | 0.000 |
| 32 | 1300 | 0.909 | 0.909 | 0.000 |
| 35 | 376 | 0.907 | 0.907 | 0.000 |
| 35 | 405 | 0.906 | 0.906 | 0.000 |
| 35 | 425 | 0.906 | 0.906 | 0.000 |
| 35 | 492 | 0.906 | 0.906 | 0.000 |
| 35 | 501 | 0.907 | 0.907 | 0.000 |
| 35 | 521 | 0.905 | 0.905 | 0.000 |
| 50 | 300 | 0.904 | 0.904 | 0.000 |
| 50 | 756 | 0.906 | 0.906 | 0.000 |
| 50 | 1100 | 0.907 | 0.907 | 0.000 |
| 52 | 451 | 0.906 | 0.906 | 0.000 |
| 52 | 587 | 0.905 | 0.905 | 0.000 |
| 52 | 956 | 0.904 | 0.904 | 0.000 |
| 55 | 198 | 0.906 | 0.906 | 0.000 |
| 55 | 220 | 0.905 | 0.905 | 0.000 |
| 55 | 665 | 0.905 | 0.905 | 0.000 |
| 55 | 818 | 0.906 | 0.906 | 0.000 |
| 55 | 1057 | 0.908 | 0.908 | 0.000 |
| 55 | 1137 | 0.908 | 0.908 | 0.000 |
| 100 | 448 | 0.903 | 0.903 | 0.000 |
| 100 | 938 | 0.906 | 0.906 | 0.000 |
| 100 | 1051 | 0.906 | 0.906 | 0.000 |
| 102 | 921 | 0.906 | 0.906 | 0.000 |
| 102 | 1113 | 0.906 | 0.906 | 0.000 |
| 102 | 1234 | 0.905 | 0.904 | 0.000 |
| 105 | 134 | 0.906 | 0.906 | 0.000 |
| 105 | 367 | 0.904 | 0.904 | 0.000 |
| 105 | 440 | 0.905 | 0.905 | 0.000 |
| 105 | 477 | 0.907 | 0.907 | 0.000 |
| 105 | 556 | 0.906 | 0.906 | 0.000 |
| 105 | 1213 | 0.906 | 0.906 | 0.000 |
| Max | | 0.909 | 0.909 | 0.000 |
| Average | | 0.906 | 0.906 | 0.000 |
| Min | | 0.902 | 0.902 | 0.000 |
| Std Dev | | 0.001 | 0.001 | 0.000 |



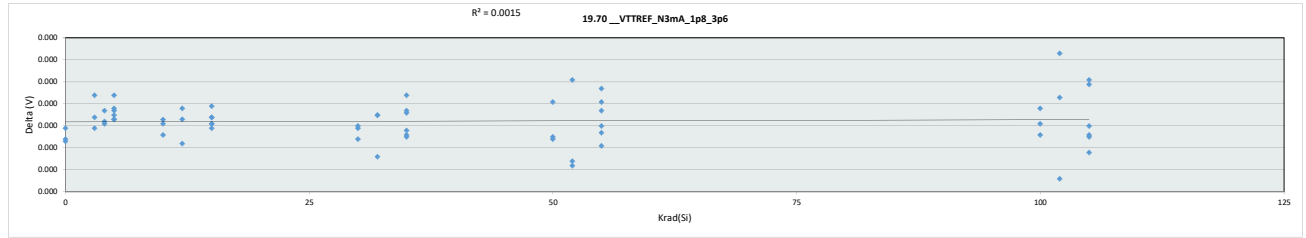
| 19.69_VTTREF_P1mA_1p8_3p6 | | | | |
|---------------------------|--------|-------------|-------|-------|
| Test Site | Tester | Test Number | Unit | Unit |
| | | | V | V |
| Max Limit | | | 0.918 | 0.918 |
| Min Limit | | | 0.882 | 0.882 |

| Krad(Si) | 0 | 3 | 4 | 5 | 10 | 12 | 15 | 30 | 32 | 35 | 50 | 52 | 55 | 100 | 102 | 105 |
|----------|-------|-------|-------|-------|-------|-------|-------|-------|-------|-------|-------|-------|-------|-------|-------|-------|
| LL | 0.882 | 0.882 | 0.882 | 0.882 | 0.882 | 0.882 | 0.882 | 0.882 | 0.882 | 0.882 | 0.882 | 0.882 | 0.882 | 0.882 | 0.882 | 0.882 |
| Min | 0.906 | 0.905 | 0.904 | 0.904 | 0.902 | 0.904 | 0.904 | 0.904 | 0.906 | 0.905 | 0.904 | 0.904 | 0.905 | 0.903 | 0.904 | 0.904 |
| Average | 0.907 | 0.906 | 0.906 | 0.906 | 0.904 | 0.905 | 0.905 | 0.906 | 0.907 | 0.907 | 0.906 | 0.906 | 0.905 | 0.906 | 0.906 | 0.906 |
| Max | 0.907 | 0.906 | 0.909 | 0.907 | 0.906 | 0.907 | 0.909 | 0.907 | 0.909 | 0.907 | 0.907 | 0.907 | 0.907 | 0.907 | 0.906 | 0.906 |
| UL | 0.918 | 0.918 | 0.918 | 0.918 | 0.918 | 0.918 | 0.918 | 0.918 | 0.918 | 0.918 | 0.918 | 0.918 | 0.918 | 0.918 | 0.918 | 0.918 |

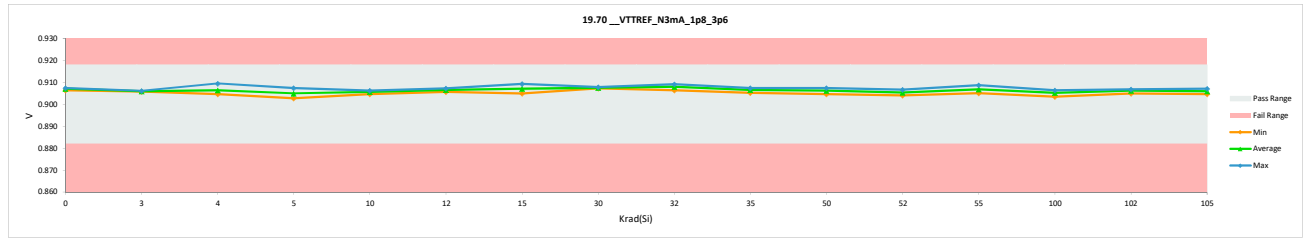


HDR TID Report
TPS7H3302-SP QML CALSS P

| 19.70_VTTREF_N3mA_1p8_3p6 | | | | |
|---------------------------|----------|-------------|-------|-------|
| Test Site | Tester | Test Number | Unit | Unit |
| | | | V | V |
| Max Limit | | | 0.918 | 0.918 |
| Min Limit | | | 0.882 | 0.882 |
| Krad(Si) | Serial # | PRE | POST | Delta |
| 0 | 775 | 0.906 | 0.906 | 0.000 |
| 0 | 1088 | 0.908 | 0.908 | 0.000 |
| 0 | 1106 | 0.907 | 0.907 | 0.000 |
| 3 | 817 | 0.906 | 0.906 | 0.000 |
| 3 | 825 | 0.906 | 0.906 | 0.000 |
| 3 | 833 | 0.906 | 0.906 | 0.000 |
| 4 | 847 | 0.905 | 0.905 | 0.000 |
| 4 | 645 | 0.905 | 0.905 | 0.000 |
| 4 | 788 | 0.910 | 0.910 | 0.000 |
| 5 | 959 | 0.905 | 0.906 | 0.000 |
| 5 | 991 | 0.903 | 0.903 | 0.000 |
| 5 | 1000 | 0.903 | 0.903 | 0.000 |
| 5 | 1011 | 0.904 | 0.904 | 0.000 |
| 5 | 1087 | 0.907 | 0.908 | 0.000 |
| 5 | 1097 | 0.907 | 0.907 | 0.000 |
| 10 | 180 | 0.906 | 0.906 | 0.000 |
| 10 | 236 | 0.906 | 0.906 | 0.000 |
| 10 | 246 | 0.905 | 0.905 | 0.000 |
| 12 | 190 | 0.907 | 0.907 | 0.000 |
| 12 | 266 | 0.906 | 0.906 | 0.000 |
| 12 | 308 | 0.906 | 0.907 | 0.000 |
| 15 | 848 | 0.909 | 0.909 | 0.000 |
| 15 | 878 | 0.905 | 0.905 | 0.000 |
| 15 | 880 | 0.908 | 0.908 | 0.000 |
| 15 | 942 | 0.906 | 0.907 | 0.000 |
| 15 | 947 | 0.906 | 0.906 | 0.000 |
| 15 | 962 | 0.909 | 0.909 | 0.000 |
| 30 | 1141 | 0.908 | 0.908 | 0.000 |
| 30 | 1242 | 0.907 | 0.907 | 0.000 |
| 30 | 1417 | 0.908 | 0.907 | 0.000 |
| 32 | 1126 | 0.907 | 0.906 | 0.000 |
| 32 | 1165 | 0.908 | 0.908 | 0.000 |
| 32 | 1300 | 0.909 | 0.909 | 0.000 |
| 35 | 376 | 0.907 | 0.907 | 0.000 |
| 35 | 405 | 0.906 | 0.906 | 0.000 |
| 35 | 425 | 0.906 | 0.906 | 0.000 |
| 35 | 492 | 0.906 | 0.906 | 0.000 |
| 35 | 501 | 0.907 | 0.907 | 0.000 |
| 35 | 521 | 0.905 | 0.905 | 0.000 |
| 50 | 300 | 0.905 | 0.905 | 0.000 |
| 50 | 756 | 0.907 | 0.907 | 0.000 |
| 50 | 1100 | 0.908 | 0.907 | 0.000 |
| 52 | 451 | 0.907 | 0.907 | 0.000 |
| 52 | 587 | 0.905 | 0.905 | 0.000 |
| 52 | 956 | 0.904 | 0.904 | 0.000 |
| 55 | 198 | 0.907 | 0.907 | 0.000 |
| 55 | 220 | 0.905 | 0.905 | 0.000 |
| 55 | 665 | 0.906 | 0.906 | 0.000 |
| 55 | 818 | 0.906 | 0.906 | 0.000 |
| 55 | 1057 | 0.909 | 0.909 | 0.000 |
| 55 | 1137 | 0.908 | 0.908 | 0.000 |
| 100 | 448 | 0.903 | 0.903 | 0.000 |
| 100 | 938 | 0.906 | 0.906 | 0.000 |
| 100 | 1051 | 0.906 | 0.906 | 0.000 |
| 102 | 921 | 0.907 | 0.907 | 0.000 |
| 102 | 1113 | 0.907 | 0.907 | 0.000 |
| 102 | 1234 | 0.905 | 0.905 | 0.000 |
| 105 | 194 | 0.906 | 0.906 | 0.000 |
| 105 | 367 | 0.905 | 0.905 | 0.000 |
| 105 | 440 | 0.905 | 0.905 | 0.000 |
| 105 | 477 | 0.907 | 0.907 | 0.000 |
| 105 | 556 | 0.906 | 0.906 | 0.000 |
| 105 | 1213 | 0.906 | 0.906 | 0.000 |
| Max | | 0.910 | 0.910 | 0.000 |
| Average | | 0.906 | 0.906 | 0.000 |
| Min | | 0.903 | 0.903 | 0.000 |
| Std Dev | | 0.001 | 0.001 | 0.000 |

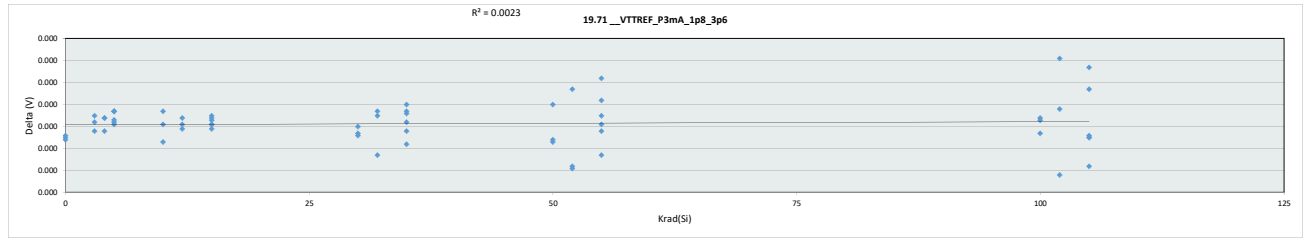


| 19.70_VTTREF_N3mA_1p8_3p6 | | | | | | | | | | | | | | | | |
|---------------------------|--------|-------------|-------|-------|-------|-------|-------|-------|-------|-------|-------|-------|-------|-------|-------|-------|
| Test Site | Tester | Test Number | Unit | Unit | | | | | | | | | | | | |
| | | | V | V | | | | | | | | | | | | |
| Max Limit | | | 0.918 | 0.918 | | | | | | | | | | | | |
| Min Limit | | | 0.882 | 0.882 | | | | | | | | | | | | |
| Krad(Si) | 0 | 3 | 4 | 5 | 10 | 12 | 15 | 30 | 32 | 35 | 50 | 52 | 55 | 100 | 102 | 105 |
| LL | 0.882 | 0.882 | 0.882 | 0.882 | 0.882 | 0.882 | 0.882 | 0.882 | 0.882 | 0.882 | 0.882 | 0.882 | 0.882 | 0.882 | 0.882 | 0.882 |
| Min | 0.906 | 0.906 | 0.905 | 0.905 | 0.903 | 0.905 | 0.906 | 0.905 | 0.907 | 0.906 | 0.905 | 0.904 | 0.905 | 0.903 | 0.905 | 0.905 |
| Average | 0.907 | 0.906 | 0.906 | 0.905 | 0.905 | 0.906 | 0.907 | 0.907 | 0.908 | 0.908 | 0.907 | 0.906 | 0.905 | 0.907 | 0.905 | 0.906 |
| Max | 0.908 | 0.906 | 0.910 | 0.908 | 0.906 | 0.907 | 0.909 | 0.908 | 0.909 | 0.909 | 0.907 | 0.907 | 0.907 | 0.909 | 0.906 | 0.907 |
| UL | 0.918 | 0.918 | 0.918 | 0.918 | 0.918 | 0.918 | 0.918 | 0.918 | 0.918 | 0.918 | 0.918 | 0.918 | 0.918 | 0.918 | 0.918 | 0.918 |

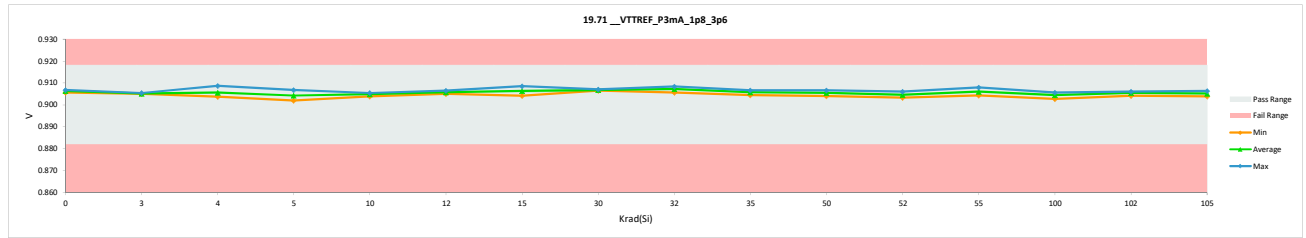


HDR TID Report
TPS7H3302-SP QML CALSS P

| 19.71_VTTREF_P3mA_1p8_3p6 | | | | |
|---------------------------|----------|-------------|-------|-------|
| Test Site | Tester | Test Number | Unit | Unit |
| | | | V | V |
| Max Limit | | | 0.918 | 0.918 |
| Min Limit | | | 0.882 | 0.882 |
| Krad(Si) | Serial # | PRE | POST | Delta |
| 0 | 775 | 0.906 | 0.906 | 0.000 |
| 0 | 1088 | 0.907 | 0.907 | 0.000 |
| 0 | 1106 | 0.907 | 0.907 | 0.000 |
| 3 | 817 | 0.905 | 0.905 | 0.000 |
| 3 | 825 | 0.905 | 0.905 | 0.000 |
| 3 | 833 | 0.905 | 0.905 | 0.000 |
| 4 | 547 | 0.904 | 0.904 | 0.000 |
| 4 | 645 | 0.904 | 0.904 | 0.000 |
| 4 | 788 | 0.909 | 0.909 | 0.000 |
| 5 | 959 | 0.905 | 0.905 | 0.000 |
| 5 | 991 | 0.903 | 0.903 | 0.000 |
| 5 | 1000 | 0.902 | 0.902 | 0.000 |
| 5 | 1011 | 0.903 | 0.903 | 0.000 |
| 5 | 1087 | 0.907 | 0.907 | 0.000 |
| 5 | 1097 | 0.906 | 0.906 | 0.000 |
| 10 | 180 | 0.905 | 0.905 | 0.000 |
| 10 | 236 | 0.905 | 0.905 | 0.000 |
| 10 | 246 | 0.904 | 0.904 | 0.000 |
| 12 | 190 | 0.906 | 0.906 | 0.000 |
| 12 | 266 | 0.905 | 0.905 | 0.000 |
| 12 | 308 | 0.906 | 0.906 | 0.000 |
| 15 | 848 | 0.908 | 0.908 | 0.000 |
| 15 | 878 | 0.904 | 0.904 | 0.000 |
| 15 | 880 | 0.907 | 0.907 | 0.000 |
| 15 | 942 | 0.906 | 0.906 | 0.000 |
| 15 | 947 | 0.905 | 0.905 | 0.000 |
| 15 | 962 | 0.908 | 0.909 | 0.000 |
| 30 | 1141 | 0.907 | 0.907 | 0.000 |
| 30 | 1242 | 0.907 | 0.907 | 0.000 |
| 30 | 1417 | 0.907 | 0.907 | 0.000 |
| 32 | 1126 | 0.906 | 0.906 | 0.000 |
| 32 | 1165 | 0.908 | 0.908 | 0.000 |
| 32 | 1300 | 0.908 | 0.908 | 0.000 |
| 35 | 376 | 0.907 | 0.907 | 0.000 |
| 35 | 405 | 0.905 | 0.906 | 0.000 |
| 35 | 425 | 0.906 | 0.906 | 0.000 |
| 35 | 492 | 0.905 | 0.905 | 0.000 |
| 35 | 501 | 0.907 | 0.907 | 0.000 |
| 35 | 521 | 0.905 | 0.905 | 0.000 |
| 50 | 300 | 0.904 | 0.904 | 0.000 |
| 50 | 756 | 0.906 | 0.906 | 0.000 |
| 50 | 1100 | 0.907 | 0.907 | 0.000 |
| 52 | 451 | 0.906 | 0.906 | 0.000 |
| 52 | 587 | 0.904 | 0.905 | 0.000 |
| 52 | 956 | 0.903 | 0.903 | 0.000 |
| 55 | 198 | 0.906 | 0.906 | 0.000 |
| 55 | 220 | 0.904 | 0.904 | 0.000 |
| 55 | 665 | 0.905 | 0.905 | 0.000 |
| 55 | 818 | 0.905 | 0.906 | 0.000 |
| 55 | 1057 | 0.908 | 0.908 | 0.000 |
| 55 | 1137 | 0.907 | 0.907 | 0.000 |
| 100 | 448 | 0.903 | 0.903 | 0.000 |
| 100 | 938 | 0.906 | 0.906 | 0.000 |
| 100 | 1051 | 0.905 | 0.905 | 0.000 |
| 102 | 921 | 0.906 | 0.906 | 0.000 |
| 102 | 1113 | 0.906 | 0.906 | 0.000 |
| 102 | 1234 | 0.904 | 0.904 | 0.000 |
| 105 | 134 | 0.905 | 0.905 | 0.000 |
| 105 | 367 | 0.904 | 0.904 | 0.000 |
| 105 | 440 | 0.904 | 0.905 | 0.000 |
| 105 | 477 | 0.906 | 0.906 | 0.000 |
| 105 | 556 | 0.906 | 0.906 | 0.000 |
| 105 | 1213 | 0.906 | 0.906 | 0.000 |
| Max | | 0.909 | 0.909 | 0.000 |
| Average | | 0.906 | 0.906 | 0.000 |
| Min | | 0.902 | 0.902 | 0.000 |
| Std Dev | | 0.001 | 0.001 | 0.000 |

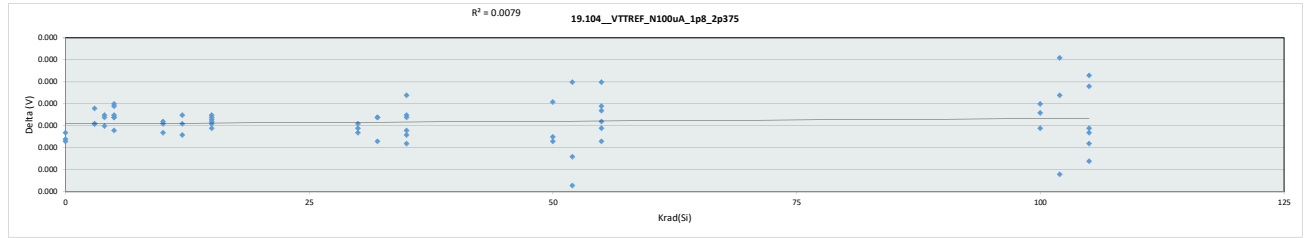


| 19.71_VTTREF_P3mA_1p8_3p6 | | | | | | | | | | | | | | | | |
|---------------------------|--------|-------------|-----------|-----------|-------|-------|-------|-------|-------|-------|-------|-------|-------|-------|-------|-------|
| Test Site | Tester | Test Number | Max Limit | Min Limit | | | | | | | | | | | | |
| | | | 0.918 | 0.882 | | | | | | | | | | | | |
| | | | 0.882 | 0.918 | | | | | | | | | | | | |
| Krad(Si) | 0 | 3 | 4 | 5 | 10 | 12 | 15 | 30 | 32 | 35 | 50 | 52 | 55 | 100 | 102 | 105 |
| LL | 0.882 | 0.882 | 0.882 | 0.882 | 0.882 | 0.882 | 0.882 | 0.882 | 0.882 | 0.882 | 0.882 | 0.882 | 0.882 | 0.882 | 0.882 | 0.882 |
| Min | 0.906 | 0.905 | 0.904 | 0.904 | 0.902 | 0.904 | 0.904 | 0.904 | 0.906 | 0.906 | 0.904 | 0.903 | 0.904 | 0.903 | 0.904 | 0.904 |
| Average | 0.906 | 0.905 | 0.906 | 0.904 | 0.905 | 0.906 | 0.906 | 0.907 | 0.907 | 0.906 | 0.906 | 0.905 | 0.906 | 0.905 | 0.905 | 0.905 |
| Max | 0.907 | 0.905 | 0.909 | 0.907 | 0.905 | 0.906 | 0.909 | 0.907 | 0.908 | 0.907 | 0.907 | 0.907 | 0.908 | 0.906 | 0.906 | 0.906 |
| UL | 0.918 | 0.918 | 0.918 | 0.918 | 0.918 | 0.918 | 0.918 | 0.918 | 0.918 | 0.918 | 0.918 | 0.918 | 0.918 | 0.918 | 0.918 | 0.918 |

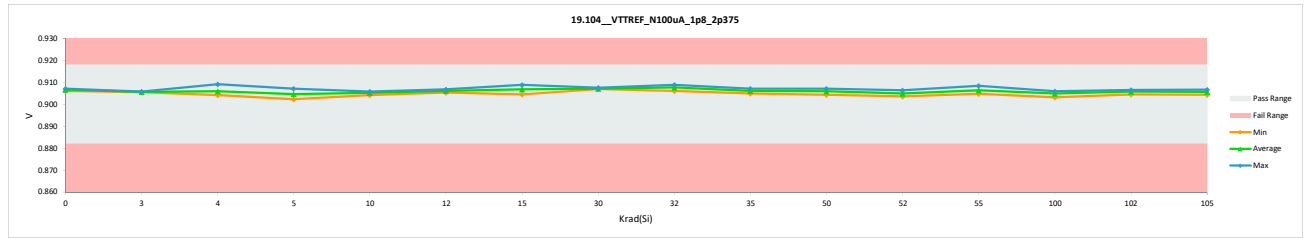


HDR TID Report
TPS7H3302-SP QML CALSS P

| 19.104_VTTREF_N100uA_1p8_2p375 | | | | |
|--------------------------------|----------|-------------|-------|-------|
| Test Site | Tester | Test Number | Unit | |
| | | | V | V |
| Max Limit | | | 0.918 | 0.918 |
| Min Limit | | | 0.882 | 0.882 |
| Krad(Si) | Serial # | PRE | POST | Delta |
| 0 | 775 | 0.906 | 0.906 | 0.000 |
| 0 | 1088 | 0.907 | 0.907 | 0.000 |
| 0 | 1106 | 0.907 | 0.907 | 0.000 |
| 3 | 817 | 0.905 | 0.905 | 0.000 |
| 3 | 825 | 0.906 | 0.906 | 0.000 |
| 3 | 833 | 0.906 | 0.906 | 0.000 |
| 4 | 547 | 0.904 | 0.904 | 0.000 |
| 4 | 645 | 0.905 | 0.905 | 0.000 |
| 4 | 788 | 0.909 | 0.909 | 0.000 |
| 5 | 959 | 0.905 | 0.905 | 0.000 |
| 5 | 991 | 0.903 | 0.903 | 0.000 |
| 5 | 1000 | 0.902 | 0.902 | 0.000 |
| 5 | 1011 | 0.903 | 0.904 | 0.000 |
| 5 | 1087 | 0.907 | 0.907 | 0.000 |
| 5 | 1097 | 0.907 | 0.907 | 0.000 |
| 10 | 180 | 0.906 | 0.906 | 0.000 |
| 10 | 236 | 0.906 | 0.906 | 0.000 |
| 10 | 246 | 0.904 | 0.904 | 0.000 |
| 12 | 190 | 0.907 | 0.907 | 0.000 |
| 12 | 266 | 0.905 | 0.905 | 0.000 |
| 12 | 308 | 0.906 | 0.906 | 0.000 |
| 15 | 848 | 0.908 | 0.908 | 0.000 |
| 15 | 878 | 0.905 | 0.905 | 0.000 |
| 15 | 880 | 0.908 | 0.908 | 0.000 |
| 15 | 942 | 0.906 | 0.906 | 0.000 |
| 15 | 947 | 0.905 | 0.905 | 0.000 |
| 15 | 962 | 0.909 | 0.909 | 0.000 |
| 30 | 1141 | 0.908 | 0.908 | 0.000 |
| 30 | 1242 | 0.907 | 0.907 | 0.000 |
| 30 | 1417 | 0.907 | 0.907 | 0.000 |
| 32 | 1126 | 0.906 | 0.906 | 0.000 |
| 32 | 1165 | 0.908 | 0.908 | 0.000 |
| 32 | 1300 | 0.909 | 0.909 | 0.000 |
| 35 | 376 | 0.907 | 0.907 | 0.000 |
| 35 | 405 | 0.906 | 0.906 | 0.000 |
| 35 | 425 | 0.906 | 0.906 | 0.000 |
| 35 | 492 | 0.906 | 0.906 | 0.000 |
| 35 | 501 | 0.907 | 0.907 | 0.000 |
| 35 | 521 | 0.905 | 0.905 | 0.000 |
| 50 | 300 | 0.904 | 0.904 | 0.000 |
| 50 | 756 | 0.906 | 0.906 | 0.000 |
| 50 | 1100 | 0.907 | 0.907 | 0.000 |
| 52 | 451 | 0.907 | 0.906 | 0.000 |
| 52 | 587 | 0.905 | 0.905 | 0.000 |
| 52 | 956 | 0.904 | 0.904 | 0.000 |
| 55 | 198 | 0.906 | 0.906 | 0.000 |
| 55 | 220 | 0.905 | 0.905 | 0.000 |
| 55 | 665 | 0.905 | 0.905 | 0.000 |
| 55 | 818 | 0.906 | 0.906 | 0.000 |
| 55 | 1057 | 0.909 | 0.908 | 0.000 |
| 55 | 1137 | 0.908 | 0.908 | 0.000 |
| 100 | 448 | 0.903 | 0.903 | 0.000 |
| 100 | 938 | 0.906 | 0.906 | 0.000 |
| 100 | 1051 | 0.906 | 0.906 | 0.000 |
| 102 | 921 | 0.906 | 0.907 | 0.000 |
| 102 | 1113 | 0.906 | 0.907 | 0.000 |
| 102 | 1234 | 0.905 | 0.905 | 0.000 |
| 105 | 134 | 0.906 | 0.906 | 0.000 |
| 105 | 367 | 0.904 | 0.904 | 0.000 |
| 105 | 440 | 0.905 | 0.905 | 0.000 |
| 105 | 477 | 0.907 | 0.907 | 0.000 |
| 105 | 556 | 0.906 | 0.906 | 0.000 |
| 105 | 1213 | 0.906 | 0.906 | 0.000 |
| Max | | 0.909 | 0.909 | 0.000 |
| Average | | 0.906 | 0.906 | 0.000 |
| Min | | 0.902 | 0.902 | 0.000 |
| Std Dev | | 0.001 | 0.001 | 0.000 |

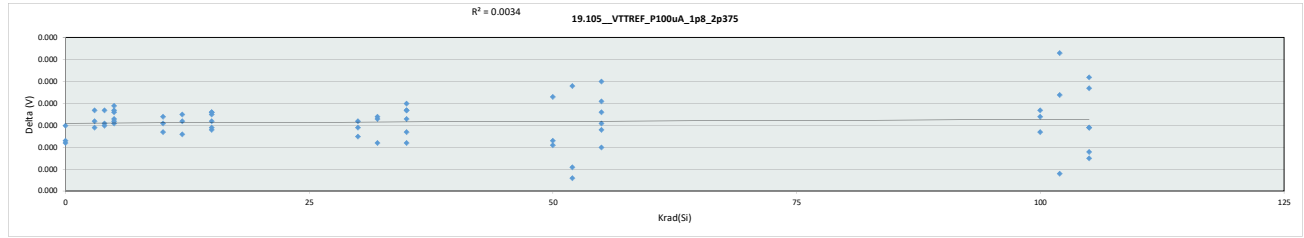


| 19.104_VTTREF_N100uA_1p8 | | | | | | | | | | | | | | | | |
|--------------------------|--------|-------------|-------|-------|-------|-------|-------|-------|-------|-------|-------|-------|-------|-------|-------|-------|
| Test Site | Tester | Test Number | Unit | | | | | | | | | | | | | |
| Max Limit | | | 0.918 | V | | | | | | | | | | | | |
| Min Limit | | | 0.882 | V | | | | | | | | | | | | |
| Krad(Si) | 0 | 3 | 4 | 5 | 10 | 12 | 15 | 30 | 32 | 35 | 50 | 52 | 55 | 100 | 102 | 105 |
| LL | 0.882 | 0.882 | 0.882 | 0.882 | 0.882 | 0.882 | 0.882 | 0.882 | 0.882 | 0.882 | 0.882 | 0.882 | 0.882 | 0.882 | 0.882 | 0.882 |
| Min | 0.906 | 0.905 | 0.904 | 0.904 | 0.902 | 0.904 | 0.905 | 0.905 | 0.907 | 0.906 | 0.905 | 0.904 | 0.905 | 0.903 | 0.905 | 0.904 |
| Average | 0.907 | 0.906 | 0.906 | 0.906 | 0.905 | 0.905 | 0.906 | 0.907 | 0.907 | 0.908 | 0.906 | 0.905 | 0.906 | 0.905 | 0.906 | 0.906 |
| Max | 0.907 | 0.906 | 0.909 | 0.907 | 0.906 | 0.907 | 0.909 | 0.908 | 0.909 | 0.907 | 0.907 | 0.906 | 0.908 | 0.906 | 0.907 | 0.907 |
| UL | 0.918 | 0.918 | 0.918 | 0.918 | 0.918 | 0.918 | 0.918 | 0.918 | 0.918 | 0.918 | 0.918 | 0.918 | 0.918 | 0.918 | 0.918 | 0.918 |

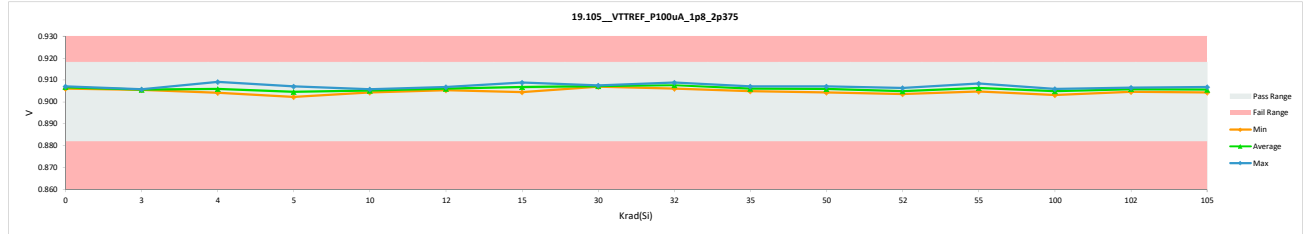


HDR TID Report
TPS7H3302-SP QML CALSS P

| 19.105_VTTREF_P100uA_1p8_2p375 | | | | |
|--------------------------------|----------|-------------|-------|-------|
| Test Site | Tester | Test Number | Unit | |
| | | | V | V |
| Max Limit | | | 0.918 | 0.918 |
| Min Limit | | | 0.882 | 0.882 |
| Krad(Si) | Serial # | PRE | POST | Delta |
| 0 | 775 | 0.906 | 0.906 | 0.000 |
| 0 | 1088 | 0.907 | 0.907 | 0.000 |
| 0 | 1106 | 0.907 | 0.907 | 0.000 |
| 3 | 817 | 0.905 | 0.905 | 0.000 |
| 3 | 825 | 0.906 | 0.906 | 0.000 |
| 3 | 833 | 0.906 | 0.906 | 0.000 |
| 4 | 547 | 0.904 | 0.904 | 0.000 |
| 4 | 645 | 0.905 | 0.905 | 0.000 |
| 4 | 788 | 0.909 | 0.909 | 0.000 |
| 5 | 959 | 0.905 | 0.905 | 0.000 |
| 5 | 991 | 0.903 | 0.903 | 0.000 |
| 5 | 1000 | 0.902 | 0.902 | 0.000 |
| 5 | 1011 | 0.903 | 0.903 | 0.000 |
| 5 | 1087 | 0.907 | 0.907 | 0.000 |
| 5 | 1097 | 0.906 | 0.907 | 0.000 |
| 10 | 180 | 0.906 | 0.906 | 0.000 |
| 10 | 236 | 0.906 | 0.906 | 0.000 |
| 10 | 246 | 0.904 | 0.904 | 0.000 |
| 12 | 190 | 0.907 | 0.907 | 0.000 |
| 12 | 266 | 0.905 | 0.905 | 0.000 |
| 12 | 308 | 0.906 | 0.906 | 0.000 |
| 15 | 848 | 0.908 | 0.908 | 0.000 |
| 15 | 878 | 0.905 | 0.905 | 0.000 |
| 15 | 880 | 0.908 | 0.908 | 0.000 |
| 15 | 942 | 0.906 | 0.906 | 0.000 |
| 15 | 947 | 0.905 | 0.905 | 0.000 |
| 15 | 962 | 0.909 | 0.909 | 0.000 |
| 30 | 1141 | 0.908 | 0.908 | 0.000 |
| 30 | 1242 | 0.907 | 0.907 | 0.000 |
| 30 | 1417 | 0.907 | 0.907 | 0.000 |
| 32 | 1126 | 0.906 | 0.906 | 0.000 |
| 32 | 1165 | 0.908 | 0.908 | 0.000 |
| 32 | 1300 | 0.909 | 0.909 | 0.000 |
| 35 | 376 | 0.907 | 0.907 | 0.000 |
| 35 | 405 | 0.906 | 0.906 | 0.000 |
| 35 | 425 | 0.906 | 0.906 | 0.000 |
| 35 | 492 | 0.906 | 0.906 | 0.000 |
| 35 | 501 | 0.907 | 0.907 | 0.000 |
| 35 | 521 | 0.905 | 0.905 | 0.000 |
| 50 | 300 | 0.904 | 0.904 | 0.000 |
| 50 | 756 | 0.906 | 0.906 | 0.000 |
| 50 | 1100 | 0.907 | 0.907 | 0.000 |
| 52 | 451 | 0.907 | 0.906 | 0.000 |
| 52 | 587 | 0.905 | 0.905 | 0.000 |
| 52 | 956 | 0.904 | 0.904 | 0.000 |
| 55 | 198 | 0.906 | 0.906 | 0.000 |
| 55 | 220 | 0.905 | 0.905 | 0.000 |
| 55 | 665 | 0.905 | 0.905 | 0.000 |
| 55 | 818 | 0.906 | 0.906 | 0.000 |
| 55 | 1057 | 0.909 | 0.908 | 0.000 |
| 55 | 1137 | 0.908 | 0.908 | 0.000 |
| 100 | 448 | 0.903 | 0.903 | 0.000 |
| 100 | 938 | 0.906 | 0.906 | 0.000 |
| 100 | 1051 | 0.906 | 0.906 | 0.000 |
| 102 | 921 | 0.906 | 0.907 | 0.000 |
| 102 | 1113 | 0.906 | 0.906 | 0.000 |
| 102 | 1234 | 0.905 | 0.905 | 0.000 |
| 105 | 134 | 0.906 | 0.906 | 0.000 |
| 105 | 367 | 0.904 | 0.904 | 0.000 |
| 105 | 440 | 0.905 | 0.905 | 0.000 |
| 105 | 477 | 0.907 | 0.907 | 0.000 |
| 105 | 556 | 0.906 | 0.906 | 0.000 |
| 105 | 1213 | 0.906 | 0.906 | 0.000 |
| Max | | 0.909 | 0.909 | 0.000 |
| Average | | 0.906 | 0.906 | 0.000 |
| Min | | 0.902 | 0.902 | 0.000 |
| Std Dev | | 0.001 | 0.001 | 0.000 |

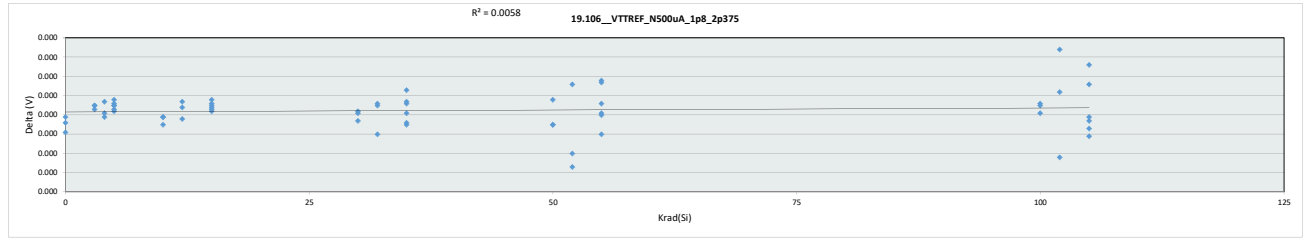


| 19.105_VTTREF_P100uA_1p8 | | | | | | | | | | | | | | | | |
|--------------------------|--------|-------------|-----------|-----------|-------|-------|-------|-------|-------|-------|-------|-------|-------|-------|-------|-------|
| Test Site | Tester | Test Number | Max Limit | Min Limit | | | | | | | | | | | | |
| | | | 0.918 | 0.882 | V | V | | | | | | | | | | |
| Krad(Si) | 0 | 3 | 4 | 5 | 10 | 12 | 15 | 30 | 32 | 35 | 50 | 52 | 55 | 100 | 102 | 105 |
| LL | 0.882 | 0.882 | 0.882 | 0.882 | 0.882 | 0.882 | 0.882 | 0.882 | 0.882 | 0.882 | 0.882 | 0.882 | 0.882 | 0.882 | 0.882 | 0.882 |
| Min | 0.906 | 0.905 | 0.904 | 0.902 | 0.904 | 0.902 | 0.904 | 0.905 | 0.905 | 0.907 | 0.906 | 0.905 | 0.904 | 0.904 | 0.905 | 0.904 |
| Average | 0.907 | 0.906 | 0.906 | 0.905 | 0.905 | 0.905 | 0.906 | 0.907 | 0.907 | 0.908 | 0.906 | 0.905 | 0.906 | 0.905 | 0.906 | 0.906 |
| Max | 0.907 | 0.906 | 0.909 | 0.907 | 0.906 | 0.907 | 0.909 | 0.908 | 0.909 | 0.907 | 0.907 | 0.906 | 0.907 | 0.908 | 0.906 | 0.907 |
| UL | 0.918 | 0.918 | 0.918 | 0.918 | 0.918 | 0.918 | 0.918 | 0.918 | 0.918 | 0.918 | 0.918 | 0.918 | 0.918 | 0.918 | 0.918 | 0.918 |

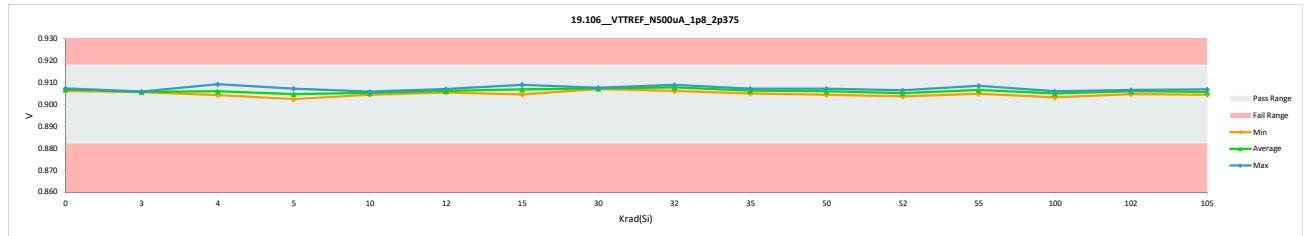


HDR TID Report
TPS7H3302-SP QML CALSS P

| 19.106_VTTREF_N500uA_1p8_2p375 | | | | |
|--------------------------------|----------|-------------|-------|-------|
| Test Site | Tester | Test Number | Unit | Delta |
| | | | V | V |
| Max Limit | | | 0.918 | 0.918 |
| Min Limit | | | 0.882 | 0.882 |
| Krad(Si) | Serial # | PRE | POST | Delta |
| 0 | 775 | 0.906 | 0.906 | 0.000 |
| 0 | 1088 | 0.907 | 0.907 | 0.000 |
| 0 | 1106 | 0.907 | 0.907 | 0.000 |
| 3 | 817 | 0.905 | 0.906 | 0.000 |
| 3 | 825 | 0.906 | 0.906 | 0.000 |
| 3 | 833 | 0.906 | 0.906 | 0.000 |
| 4 | 547 | 0.904 | 0.904 | 0.000 |
| 4 | 645 | 0.905 | 0.905 | 0.000 |
| 4 | 788 | 0.909 | 0.909 | 0.000 |
| 5 | 959 | 0.905 | 0.905 | 0.000 |
| 5 | 991 | 0.903 | 0.903 | 0.000 |
| 5 | 1000 | 0.902 | 0.902 | 0.000 |
| 5 | 1011 | 0.903 | 0.904 | 0.000 |
| 5 | 1087 | 0.907 | 0.907 | 0.000 |
| 5 | 1097 | 0.907 | 0.907 | 0.000 |
| 10 | 180 | 0.906 | 0.906 | 0.000 |
| 10 | 236 | 0.906 | 0.906 | 0.000 |
| 10 | 246 | 0.904 | 0.904 | 0.000 |
| 12 | 190 | 0.907 | 0.907 | 0.000 |
| 12 | 266 | 0.905 | 0.905 | 0.000 |
| 12 | 308 | 0.906 | 0.906 | 0.000 |
| 15 | 848 | 0.908 | 0.908 | 0.000 |
| 15 | 878 | 0.905 | 0.905 | 0.000 |
| 15 | 880 | 0.908 | 0.908 | 0.000 |
| 15 | 942 | 0.906 | 0.906 | 0.000 |
| 15 | 947 | 0.905 | 0.905 | 0.000 |
| 15 | 962 | 0.909 | 0.909 | 0.000 |
| 30 | 1141 | 0.908 | 0.908 | 0.000 |
| 30 | 1242 | 0.907 | 0.907 | 0.000 |
| 30 | 1417 | 0.907 | 0.907 | 0.000 |
| 32 | 1126 | 0.906 | 0.906 | 0.000 |
| 32 | 1165 | 0.908 | 0.908 | 0.000 |
| 32 | 1300 | 0.909 | 0.909 | 0.000 |
| 35 | 376 | 0.907 | 0.907 | 0.000 |
| 35 | 405 | 0.906 | 0.906 | 0.000 |
| 35 | 425 | 0.906 | 0.906 | 0.000 |
| 35 | 492 | 0.906 | 0.906 | 0.000 |
| 35 | 501 | 0.907 | 0.907 | 0.000 |
| 35 | 521 | 0.905 | 0.905 | 0.000 |
| 50 | 300 | 0.904 | 0.904 | 0.000 |
| 50 | 756 | 0.906 | 0.906 | 0.000 |
| 50 | 1100 | 0.907 | 0.907 | 0.000 |
| 52 | 451 | 0.907 | 0.906 | 0.000 |
| 52 | 587 | 0.905 | 0.905 | 0.000 |
| 52 | 956 | 0.904 | 0.904 | 0.000 |
| 55 | 198 | 0.906 | 0.907 | 0.000 |
| 55 | 220 | 0.905 | 0.905 | 0.000 |
| 55 | 665 | 0.905 | 0.905 | 0.000 |
| 55 | 818 | 0.906 | 0.906 | 0.000 |
| 55 | 1057 | 0.909 | 0.909 | 0.000 |
| 55 | 1137 | 0.908 | 0.908 | 0.000 |
| 100 | 448 | 0.903 | 0.903 | 0.000 |
| 100 | 938 | 0.906 | 0.906 | 0.000 |
| 100 | 1051 | 0.906 | 0.906 | 0.000 |
| 102 | 921 | 0.906 | 0.907 | 0.000 |
| 102 | 1113 | 0.906 | 0.907 | 0.000 |
| 102 | 1234 | 0.905 | 0.905 | 0.000 |
| 105 | 134 | 0.906 | 0.906 | 0.000 |
| 105 | 367 | 0.905 | 0.904 | 0.000 |
| 105 | 440 | 0.905 | 0.905 | 0.000 |
| 105 | 477 | 0.907 | 0.907 | 0.000 |
| 105 | 556 | 0.906 | 0.906 | 0.000 |
| 105 | 1213 | 0.906 | 0.906 | 0.000 |
| Max | | 0.909 | 0.909 | 0.000 |
| Average | | 0.906 | 0.906 | 0.000 |
| Min | | 0.902 | 0.902 | 0.000 |
| Std Dev | | 0.001 | 0.001 | 0.000 |

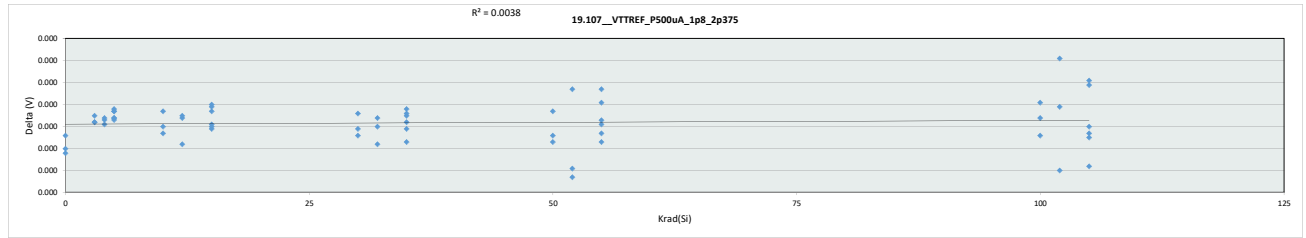


| 19.106_VTTREF_N500uA_1p8 | | | | | | | | | | | | | | | | |
|--------------------------|--------|-------------|-----------|-----------|-------|-------|-------|-------|-------|-------|-------|-------|-------|-------|-------|-------|
| Test Site | Tester | Test Number | Max Limit | Min Limit | | | | | | | | | | | | |
| | | | 0.918 | 0.882 | | | | | | | | | | | | |
| | | | V | V | | | | | | | | | | | | |
| Krad(Si) | 0 | 3 | 4 | 5 | 10 | 12 | 15 | 30 | 32 | 35 | 50 | 52 | 55 | 100 | 102 | 105 |
| LL | 0.882 | 0.882 | 0.882 | 0.882 | 0.882 | 0.882 | 0.882 | 0.882 | 0.882 | 0.882 | 0.882 | 0.882 | 0.882 | 0.882 | 0.882 | 0.882 |
| Min | 0.906 | 0.906 | 0.904 | 0.902 | 0.904 | 0.905 | 0.905 | 0.907 | 0.906 | 0.905 | 0.904 | 0.904 | 0.905 | 0.903 | 0.905 | 0.904 |
| Average | 0.907 | 0.906 | 0.906 | 0.905 | 0.905 | 0.906 | 0.907 | 0.907 | 0.908 | 0.906 | 0.906 | 0.905 | 0.907 | 0.905 | 0.906 | 0.906 |
| Max | 0.907 | 0.906 | 0.909 | 0.907 | 0.906 | 0.907 | 0.909 | 0.908 | 0.909 | 0.907 | 0.907 | 0.906 | 0.909 | 0.906 | 0.907 | 0.907 |
| UL | 0.918 | 0.918 | 0.918 | 0.918 | 0.918 | 0.918 | 0.918 | 0.918 | 0.918 | 0.918 | 0.918 | 0.918 | 0.918 | 0.918 | 0.918 | 0.918 |

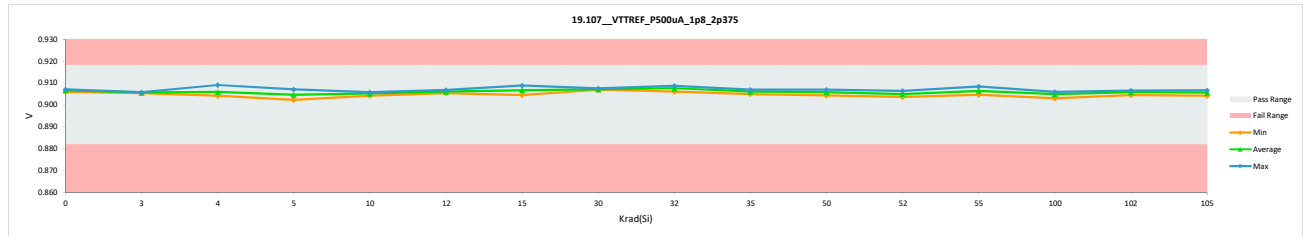


HDR TID Report
TPS7H3302-SP QML CALSS P

| 19.107_VTTREF_P500uA_1p8_2p375 | | | | |
|--------------------------------|----------|-------------|-------|-------|
| Test Site | Tester | Test Number | Unit | Delta |
| | | | V | V |
| Max Limit | | | 0.918 | 0.918 |
| Min Limit | | | 0.882 | 0.882 |
| Krad(Si) | Serial # | PRE | POST | Delta |
| 0 | 775 | 0.906 | 0.906 | 0.000 |
| 0 | 1088 | 0.907 | 0.907 | 0.000 |
| 0 | 1106 | 0.907 | 0.907 | 0.000 |
| 3 | 817 | 0.905 | 0.905 | 0.000 |
| 3 | 825 | 0.906 | 0.906 | 0.000 |
| 3 | 833 | 0.906 | 0.906 | 0.000 |
| 4 | 547 | 0.904 | 0.904 | 0.000 |
| 4 | 645 | 0.905 | 0.905 | 0.000 |
| 4 | 788 | 0.909 | 0.909 | 0.000 |
| 5 | 959 | 0.905 | 0.905 | 0.000 |
| 5 | 991 | 0.903 | 0.903 | 0.000 |
| 5 | 1000 | 0.902 | 0.902 | 0.000 |
| 5 | 1011 | 0.903 | 0.903 | 0.000 |
| 5 | 1087 | 0.907 | 0.907 | 0.000 |
| 5 | 1097 | 0.906 | 0.907 | 0.000 |
| 10 | 180 | 0.906 | 0.906 | 0.000 |
| 10 | 236 | 0.906 | 0.906 | 0.000 |
| 10 | 246 | 0.904 | 0.904 | 0.000 |
| 12 | 190 | 0.907 | 0.907 | 0.000 |
| 12 | 266 | 0.905 | 0.905 | 0.000 |
| 12 | 308 | 0.906 | 0.906 | 0.000 |
| 15 | 848 | 0.908 | 0.908 | 0.000 |
| 15 | 878 | 0.904 | 0.904 | 0.000 |
| 15 | 880 | 0.908 | 0.908 | 0.000 |
| 15 | 942 | 0.906 | 0.906 | 0.000 |
| 15 | 947 | 0.905 | 0.905 | 0.000 |
| 15 | 962 | 0.909 | 0.909 | 0.000 |
| 30 | 1141 | 0.907 | 0.907 | 0.000 |
| 30 | 1242 | 0.907 | 0.907 | 0.000 |
| 30 | 1417 | 0.907 | 0.907 | 0.000 |
| 32 | 1126 | 0.906 | 0.906 | 0.000 |
| 32 | 1165 | 0.908 | 0.908 | 0.000 |
| 32 | 1300 | 0.909 | 0.909 | 0.000 |
| 35 | 376 | 0.907 | 0.907 | 0.000 |
| 35 | 405 | 0.906 | 0.906 | 0.000 |
| 35 | 425 | 0.906 | 0.906 | 0.000 |
| 35 | 492 | 0.906 | 0.906 | 0.000 |
| 35 | 501 | 0.907 | 0.907 | 0.000 |
| 35 | 521 | 0.905 | 0.905 | 0.000 |
| 50 | 300 | 0.904 | 0.904 | 0.000 |
| 50 | 756 | 0.906 | 0.906 | 0.000 |
| 50 | 1100 | 0.907 | 0.907 | 0.000 |
| 52 | 451 | 0.907 | 0.906 | 0.000 |
| 52 | 587 | 0.905 | 0.905 | 0.000 |
| 52 | 956 | 0.904 | 0.904 | 0.000 |
| 55 | 198 | 0.906 | 0.906 | 0.000 |
| 55 | 220 | 0.905 | 0.905 | 0.000 |
| 55 | 665 | 0.905 | 0.905 | 0.000 |
| 55 | 818 | 0.906 | 0.906 | 0.000 |
| 55 | 1057 | 0.908 | 0.908 | 0.000 |
| 55 | 1137 | 0.908 | 0.908 | 0.000 |
| 100 | 448 | 0.903 | 0.903 | 0.000 |
| 100 | 938 | 0.906 | 0.906 | 0.000 |
| 100 | 1051 | 0.906 | 0.906 | 0.000 |
| 102 | 921 | 0.906 | 0.906 | 0.000 |
| 102 | 1113 | 0.906 | 0.906 | 0.000 |
| 102 | 1234 | 0.905 | 0.905 | 0.000 |
| 105 | 134 | 0.906 | 0.906 | 0.000 |
| 105 | 367 | 0.904 | 0.904 | 0.000 |
| 105 | 440 | 0.905 | 0.905 | 0.000 |
| 105 | 477 | 0.907 | 0.907 | 0.000 |
| 105 | 556 | 0.906 | 0.906 | 0.000 |
| 105 | 1213 | 0.906 | 0.906 | 0.000 |
| Max | | 0.909 | 0.909 | 0.000 |
| Average | | 0.906 | 0.906 | 0.000 |
| Min | | 0.902 | 0.902 | 0.000 |
| Std Dev | | 0.001 | 0.001 | 0.000 |

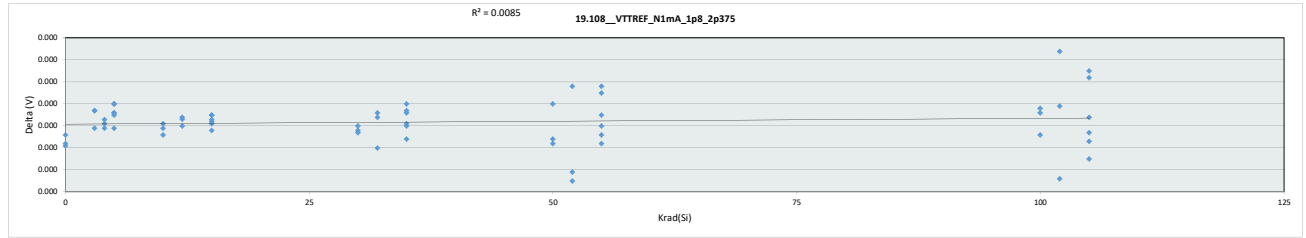


| 19.107_VTTREF_P500uA_1p8 | | | | | | | | | | | | | | | | |
|--------------------------|--------|-------------|-------|-------|-------|-------|-------|-------|-------|-------|-------|-------|-------|-------|-------|-------|
| Test Site | Tester | Test Number | Unit | Delta | | | | | | | | | | | | |
| | | | V | V | | | | | | | | | | | | |
| Max Limit | | | 0.918 | 0.918 | | | | | | | | | | | | |
| Min Limit | | | 0.882 | 0.882 | | | | | | | | | | | | |
| Krad(Si) | 0 | 3 | 4 | 5 | 10 | 12 | 15 | 30 | 32 | 35 | 50 | 52 | 55 | 100 | 102 | 105 |
| LL | 0.882 | 0.882 | 0.882 | 0.882 | 0.882 | 0.882 | 0.882 | 0.882 | 0.882 | 0.882 | 0.882 | 0.882 | 0.882 | 0.882 | 0.882 | 0.882 |
| Min | 0.906 | 0.905 | 0.904 | 0.904 | 0.902 | 0.904 | 0.904 | 0.904 | 0.907 | 0.906 | 0.905 | 0.904 | 0.904 | 0.905 | 0.903 | 0.905 |
| Average | 0.907 | 0.906 | 0.906 | 0.906 | 0.905 | 0.905 | 0.905 | 0.906 | 0.907 | 0.908 | 0.906 | 0.906 | 0.905 | 0.906 | 0.905 | 0.906 |
| Max | 0.907 | 0.906 | 0.909 | 0.907 | 0.906 | 0.907 | 0.909 | 0.907 | 0.909 | 0.907 | 0.907 | 0.907 | 0.907 | 0.908 | 0.906 | 0.907 |
| UL | 0.918 | 0.918 | 0.918 | 0.918 | 0.918 | 0.918 | 0.918 | 0.918 | 0.918 | 0.918 | 0.918 | 0.918 | 0.918 | 0.918 | 0.918 | 0.918 |

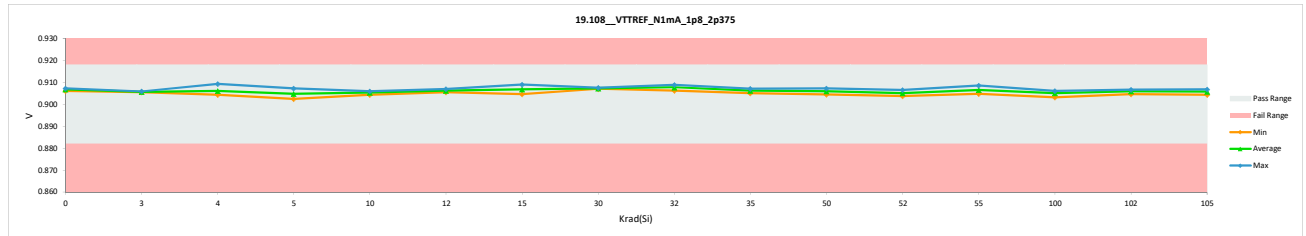


HDR TID Report
TPS7H3302-SP QML CALSS P

| 19.108_VTTREF_N1mA_1p8_2p375 | | | | |
|------------------------------|----------|-------------|-------|-------|
| Test Site | Tester | Test Number | Unit | |
| | | V | V | |
| Max Limit | | 0.918 | 0.918 | |
| Min Limit | | 0.882 | 0.882 | |
| Krad(Si) | Serial # | PRE | POST | Delta |
| 0 | 775 | 0.906 | 0.906 | 0.000 |
| 0 | 1088 | 0.907 | 0.907 | 0.000 |
| 0 | 1106 | 0.907 | 0.907 | 0.000 |
| 3 | 817 | 0.906 | 0.906 | 0.000 |
| 3 | 825 | 0.906 | 0.906 | 0.000 |
| 3 | 833 | 0.906 | 0.906 | 0.000 |
| 4 | 547 | 0.904 | 0.904 | 0.000 |
| 4 | 645 | 0.905 | 0.905 | 0.000 |
| 4 | 788 | 0.909 | 0.909 | 0.000 |
| 5 | 959 | 0.905 | 0.905 | 0.000 |
| 5 | 991 | 0.903 | 0.903 | 0.000 |
| 5 | 1000 | 0.902 | 0.902 | 0.000 |
| 5 | 1011 | 0.904 | 0.904 | 0.000 |
| 5 | 1087 | 0.907 | 0.907 | 0.000 |
| 5 | 1097 | 0.907 | 0.907 | 0.000 |
| 10 | 180 | 0.906 | 0.906 | 0.000 |
| 10 | 236 | 0.906 | 0.906 | 0.000 |
| 10 | 246 | 0.904 | 0.904 | 0.000 |
| 12 | 190 | 0.907 | 0.907 | 0.000 |
| 12 | 266 | 0.906 | 0.906 | 0.000 |
| 12 | 308 | 0.906 | 0.906 | 0.000 |
| 15 | 848 | 0.908 | 0.908 | 0.000 |
| 15 | 878 | 0.905 | 0.905 | 0.000 |
| 15 | 880 | 0.908 | 0.908 | 0.000 |
| 15 | 942 | 0.906 | 0.906 | 0.000 |
| 15 | 947 | 0.905 | 0.905 | 0.000 |
| 15 | 962 | 0.909 | 0.909 | 0.000 |
| 30 | 1141 | 0.908 | 0.908 | 0.000 |
| 30 | 1242 | 0.907 | 0.907 | 0.000 |
| 30 | 1417 | 0.907 | 0.907 | 0.000 |
| 32 | 1126 | 0.906 | 0.906 | 0.000 |
| 32 | 1165 | 0.908 | 0.908 | 0.000 |
| 32 | 1300 | 0.909 | 0.909 | 0.000 |
| 35 | 376 | 0.907 | 0.907 | 0.000 |
| 35 | 405 | 0.906 | 0.906 | 0.000 |
| 35 | 425 | 0.906 | 0.906 | 0.000 |
| 35 | 492 | 0.906 | 0.906 | 0.000 |
| 35 | 501 | 0.907 | 0.907 | 0.000 |
| 35 | 521 | 0.905 | 0.905 | 0.000 |
| 50 | 300 | 0.905 | 0.904 | 0.000 |
| 50 | 756 | 0.906 | 0.906 | 0.000 |
| 50 | 1100 | 0.907 | 0.907 | 0.000 |
| 52 | 451 | 0.907 | 0.907 | 0.000 |
| 52 | 587 | 0.905 | 0.905 | 0.000 |
| 52 | 956 | 0.904 | 0.904 | 0.000 |
| 55 | 198 | 0.907 | 0.907 | 0.000 |
| 55 | 220 | 0.905 | 0.905 | 0.000 |
| 55 | 665 | 0.905 | 0.905 | 0.000 |
| 55 | 818 | 0.906 | 0.906 | 0.000 |
| 55 | 1057 | 0.909 | 0.909 | 0.000 |
| 55 | 1137 | 0.908 | 0.908 | 0.000 |
| 100 | 448 | 0.903 | 0.903 | 0.000 |
| 100 | 938 | 0.906 | 0.906 | 0.000 |
| 100 | 1051 | 0.906 | 0.906 | 0.000 |
| 102 | 921 | 0.907 | 0.907 | 0.000 |
| 102 | 1113 | 0.906 | 0.907 | 0.000 |
| 102 | 1234 | 0.905 | 0.905 | 0.000 |
| 105 | 134 | 0.906 | 0.906 | 0.000 |
| 105 | 367 | 0.905 | 0.904 | 0.000 |
| 105 | 440 | 0.905 | 0.905 | 0.000 |
| 105 | 477 | 0.907 | 0.907 | 0.000 |
| 105 | 556 | 0.906 | 0.906 | 0.000 |
| 105 | 1213 | 0.906 | 0.906 | 0.000 |
| Max | | 0.909 | 0.909 | 0.000 |
| Average | | 0.906 | 0.906 | 0.000 |
| Min | | 0.902 | 0.902 | 0.000 |
| Std Dev | | 0.001 | 0.001 | 0.000 |

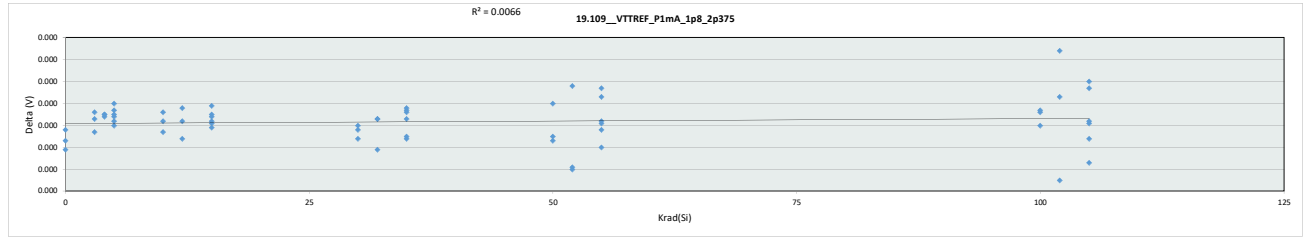


| 19.108_VTTREF_N1mA_1p8_2 | | | | | | | | | | | | | | | | |
|--------------------------|--------|-------------|-------|-------|-------|-------|-------|-------|-------|-------|-------|-------|-------|-------|-------|-------|
| Test Site | Tester | Test Number | Unit | | | | | | | | | | | | | |
| | | V | V | | | | | | | | | | | | | |
| Max Limit | | 0.918 | | | | | | | | | | | | | | |
| Min Limit | | 0.882 | | | | | | | | | | | | | | |
| Krad(Si) | 0 | 3 | 4 | 5 | 10 | 12 | 15 | 30 | 32 | 35 | 50 | 52 | 55 | 100 | 102 | 105 |
| LL | 0.882 | 0.882 | 0.882 | 0.882 | 0.882 | 0.882 | 0.882 | 0.882 | 0.882 | 0.882 | 0.882 | 0.882 | 0.882 | 0.882 | 0.882 | 0.882 |
| Min | 0.906 | 0.906 | 0.904 | 0.903 | 0.904 | 0.903 | 0.904 | 0.906 | 0.905 | 0.907 | 0.906 | 0.905 | 0.904 | 0.904 | 0.905 | 0.904 |
| Average | 0.907 | 0.906 | 0.906 | 0.906 | 0.905 | 0.905 | 0.906 | 0.907 | 0.907 | 0.908 | 0.906 | 0.905 | 0.907 | 0.905 | 0.906 | 0.906 |
| Max | 0.907 | 0.906 | 0.909 | 0.907 | 0.906 | 0.907 | 0.909 | 0.908 | 0.909 | 0.907 | 0.907 | 0.907 | 0.909 | 0.906 | 0.907 | 0.907 |
| UL | 0.918 | 0.918 | 0.918 | 0.918 | 0.918 | 0.918 | 0.918 | 0.918 | 0.918 | 0.918 | 0.918 | 0.918 | 0.918 | 0.918 | 0.918 | 0.918 |

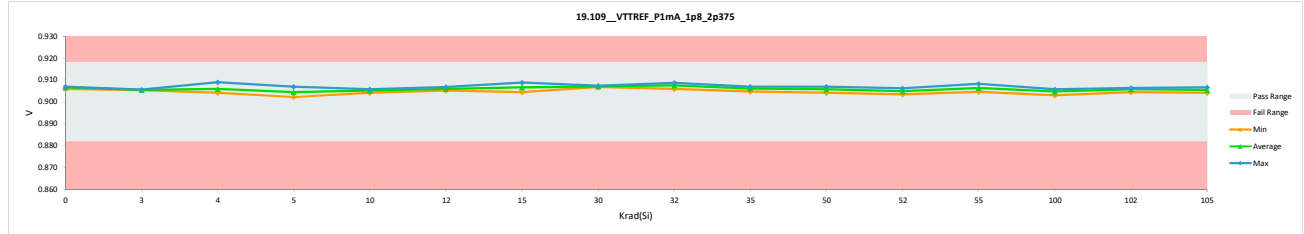


HDR TID Report
TPS7H3302-SP QML CALSS P

| 19.109_VTTREF_P1mA_1p8_2p375 | | | | |
|------------------------------|----------|-------------|-------|-------|
| Test Site | Tester | Test Number | Unit | |
| | | | V | V |
| Max Limit | | | 0.918 | 0.918 |
| Min Limit | | | 0.882 | 0.882 |
| Krad(Si) | Serial # | PRE | POST | Delta |
| 0 | 775 | 0.906 | 0.906 | 0.000 |
| 0 | 1088 | 0.907 | 0.907 | 0.000 |
| 0 | 1106 | 0.907 | 0.907 | 0.000 |
| 3 | 817 | 0.905 | 0.905 | 0.000 |
| 3 | 825 | 0.906 | 0.906 | 0.000 |
| 3 | 833 | 0.905 | 0.906 | 0.000 |
| 4 | 547 | 0.904 | 0.904 | 0.000 |
| 4 | 645 | 0.904 | 0.905 | 0.000 |
| 4 | 788 | 0.909 | 0.909 | 0.000 |
| 5 | 959 | 0.905 | 0.905 | 0.000 |
| 5 | 991 | 0.903 | 0.903 | 0.000 |
| 5 | 1000 | 0.902 | 0.902 | 0.000 |
| 5 | 1011 | 0.903 | 0.903 | 0.000 |
| 5 | 1087 | 0.907 | 0.907 | 0.000 |
| 5 | 1097 | 0.906 | 0.906 | 0.000 |
| 10 | 180 | 0.905 | 0.905 | 0.000 |
| 10 | 236 | 0.906 | 0.906 | 0.000 |
| 10 | 246 | 0.904 | 0.904 | 0.000 |
| 12 | 190 | 0.907 | 0.907 | 0.000 |
| 12 | 266 | 0.905 | 0.905 | 0.000 |
| 12 | 308 | 0.906 | 0.906 | 0.000 |
| 15 | 848 | 0.908 | 0.908 | 0.000 |
| 15 | 878 | 0.904 | 0.904 | 0.000 |
| 15 | 880 | 0.907 | 0.907 | 0.000 |
| 15 | 942 | 0.906 | 0.906 | 0.000 |
| 15 | 947 | 0.905 | 0.905 | 0.000 |
| 15 | 962 | 0.909 | 0.909 | 0.000 |
| 30 | 1141 | 0.907 | 0.907 | 0.000 |
| 30 | 1242 | 0.907 | 0.907 | 0.000 |
| 30 | 1417 | 0.907 | 0.907 | 0.000 |
| 32 | 1126 | 0.906 | 0.906 | 0.000 |
| 32 | 1165 | 0.908 | 0.908 | 0.000 |
| 32 | 1300 | 0.909 | 0.909 | 0.000 |
| 35 | 376 | 0.907 | 0.907 | 0.000 |
| 35 | 405 | 0.906 | 0.906 | 0.000 |
| 35 | 425 | 0.906 | 0.906 | 0.000 |
| 35 | 492 | 0.906 | 0.906 | 0.000 |
| 35 | 501 | 0.907 | 0.907 | 0.000 |
| 35 | 521 | 0.905 | 0.905 | 0.000 |
| 50 | 300 | 0.904 | 0.904 | 0.000 |
| 50 | 756 | 0.906 | 0.906 | 0.000 |
| 50 | 1100 | 0.907 | 0.907 | 0.000 |
| 52 | 451 | 0.906 | 0.906 | 0.000 |
| 52 | 587 | 0.905 | 0.905 | 0.000 |
| 52 | 956 | 0.904 | 0.903 | 0.000 |
| 55 | 198 | 0.906 | 0.906 | 0.000 |
| 55 | 220 | 0.905 | 0.905 | 0.000 |
| 55 | 665 | 0.905 | 0.905 | 0.000 |
| 55 | 818 | 0.906 | 0.906 | 0.000 |
| 55 | 1057 | 0.908 | 0.908 | 0.000 |
| 55 | 1137 | 0.908 | 0.908 | 0.000 |
| 100 | 448 | 0.903 | 0.903 | 0.000 |
| 100 | 938 | 0.906 | 0.906 | 0.000 |
| 100 | 1051 | 0.906 | 0.906 | 0.000 |
| 102 | 921 | 0.906 | 0.906 | 0.000 |
| 102 | 1113 | 0.906 | 0.906 | 0.000 |
| 102 | 1234 | 0.905 | 0.904 | 0.000 |
| 105 | 134 | 0.906 | 0.906 | 0.000 |
| 105 | 367 | 0.904 | 0.904 | 0.000 |
| 105 | 440 | 0.905 | 0.905 | 0.000 |
| 105 | 477 | 0.907 | 0.907 | 0.000 |
| 105 | 556 | 0.906 | 0.906 | 0.000 |
| 105 | 1213 | 0.906 | 0.906 | 0.000 |
| Max | | 0.909 | 0.909 | 0.000 |
| Average | | 0.906 | 0.906 | 0.000 |
| Min | | 0.902 | 0.902 | 0.000 |
| Std Dev | | 0.001 | 0.001 | 0.000 |

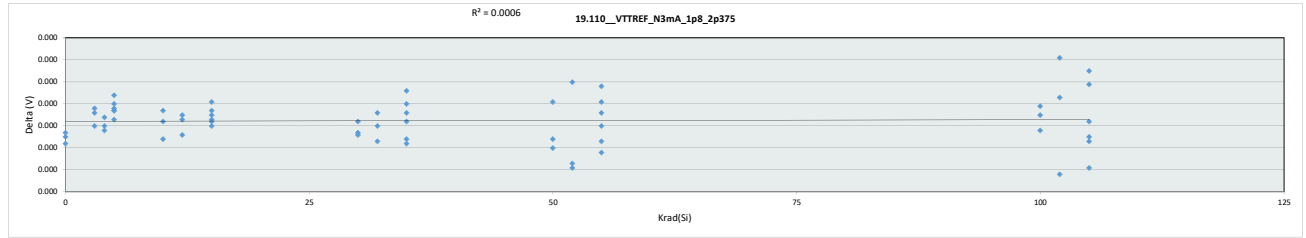


| 19.109_VTTREF_P1mA_1p8_2 | | | | | | | | | | | | | | | | |
|--------------------------|--------|-------------|-----------|-----------|-------|-------|-------|-------|-------|-------|-------|-------|-------|-------|-------|-------|
| Test Site | Tester | Test Number | Max Limit | Min Limit | | | | | | | | | | | | |
| | | | 0.918 | V | | | | | | | | | | | | |
| | | | 0.882 | V | | | | | | | | | | | | |
| Krad(Si) | 0 | 3 | 4 | 5 | 10 | 12 | 15 | 30 | 32 | 35 | 50 | 52 | 55 | 100 | 102 | 105 |
| LL | 0.882 | 0.882 | 0.882 | 0.882 | 0.882 | 0.882 | 0.882 | 0.882 | 0.882 | 0.882 | 0.882 | 0.882 | 0.882 | 0.882 | 0.882 | 0.882 |
| Min | 0.906 | 0.905 | 0.904 | 0.902 | 0.904 | 0.902 | 0.904 | 0.902 | 0.906 | 0.905 | 0.904 | 0.903 | 0.905 | 0.903 | 0.904 | 0.904 |
| Average | 0.907 | 0.906 | 0.906 | 0.905 | 0.905 | 0.905 | 0.906 | 0.907 | 0.907 | 0.908 | 0.906 | 0.905 | 0.906 | 0.905 | 0.906 | 0.906 |
| Max | 0.907 | 0.906 | 0.909 | 0.907 | 0.906 | 0.907 | 0.909 | 0.907 | 0.909 | 0.907 | 0.907 | 0.906 | 0.908 | 0.906 | 0.906 | 0.907 |
| UL | 0.918 | 0.918 | 0.918 | 0.918 | 0.918 | 0.918 | 0.918 | 0.918 | 0.918 | 0.918 | 0.918 | 0.918 | 0.918 | 0.918 | 0.918 | 0.918 |

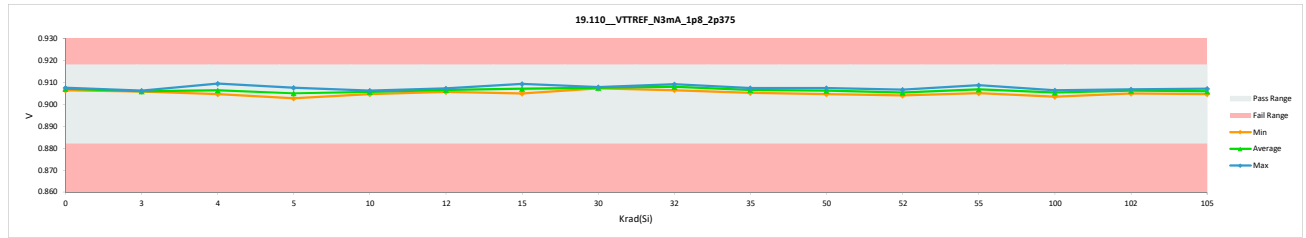


HDR TID Report
TPS7H3302-SP QML CALSS P

| 19.110_VTTREF_N3mA_1p8_2p375 | | | | |
|------------------------------|----------|-------------|-------|-------|
| Test Site | Tester | Test Number | Unit | |
| | | | V | V |
| Max Limit | | | 0.918 | 0.918 |
| Min Limit | | | 0.882 | 0.882 |
| Krad(Si) | Serial # | PRE | POST | Delta |
| 0 | 775 | 0.906 | 0.906 | 0.000 |
| 0 | 1088 | 0.908 | 0.908 | 0.000 |
| 0 | 1106 | 0.907 | 0.907 | 0.000 |
| 3 | 817 | 0.906 | 0.906 | 0.000 |
| 3 | 825 | 0.906 | 0.906 | 0.000 |
| 3 | 833 | 0.906 | 0.906 | 0.000 |
| 4 | 547 | 0.905 | 0.905 | 0.000 |
| 4 | 645 | 0.905 | 0.905 | 0.000 |
| 4 | 788 | 0.910 | 0.910 | 0.000 |
| 5 | 959 | 0.905 | 0.906 | 0.000 |
| 5 | 991 | 0.903 | 0.904 | 0.000 |
| 5 | 1000 | 0.903 | 0.903 | 0.000 |
| 5 | 1011 | 0.904 | 0.904 | 0.000 |
| 5 | 1087 | 0.907 | 0.908 | 0.000 |
| 5 | 1097 | 0.907 | 0.907 | 0.000 |
| 10 | 180 | 0.906 | 0.906 | 0.000 |
| 10 | 236 | 0.906 | 0.906 | 0.000 |
| 10 | 246 | 0.905 | 0.905 | 0.000 |
| 12 | 190 | 0.907 | 0.907 | 0.000 |
| 12 | 266 | 0.906 | 0.906 | 0.000 |
| 12 | 308 | 0.906 | 0.907 | 0.000 |
| 15 | 848 | 0.909 | 0.909 | 0.000 |
| 15 | 878 | 0.905 | 0.905 | 0.000 |
| 15 | 880 | 0.908 | 0.908 | 0.000 |
| 15 | 942 | 0.906 | 0.907 | 0.000 |
| 15 | 947 | 0.906 | 0.906 | 0.000 |
| 15 | 962 | 0.909 | 0.909 | 0.000 |
| 30 | 1141 | 0.908 | 0.908 | 0.000 |
| 30 | 1242 | 0.907 | 0.907 | 0.000 |
| 30 | 1417 | 0.908 | 0.907 | 0.000 |
| 32 | 1126 | 0.907 | 0.906 | 0.000 |
| 32 | 1165 | 0.908 | 0.908 | 0.000 |
| 32 | 1300 | 0.909 | 0.909 | 0.000 |
| 35 | 376 | 0.907 | 0.907 | 0.000 |
| 35 | 405 | 0.906 | 0.906 | 0.000 |
| 35 | 425 | 0.907 | 0.906 | 0.000 |
| 35 | 492 | 0.906 | 0.906 | 0.000 |
| 35 | 501 | 0.907 | 0.907 | 0.000 |
| 35 | 521 | 0.905 | 0.905 | 0.000 |
| 50 | 300 | 0.905 | 0.905 | 0.000 |
| 50 | 756 | 0.907 | 0.907 | 0.000 |
| 50 | 1100 | 0.908 | 0.907 | 0.000 |
| 52 | 451 | 0.907 | 0.907 | 0.000 |
| 52 | 587 | 0.905 | 0.905 | 0.000 |
| 52 | 956 | 0.904 | 0.904 | 0.000 |
| 55 | 198 | 0.907 | 0.907 | 0.000 |
| 55 | 220 | 0.905 | 0.905 | 0.000 |
| 55 | 665 | 0.906 | 0.906 | 0.000 |
| 55 | 818 | 0.906 | 0.906 | 0.000 |
| 55 | 1057 | 0.909 | 0.909 | 0.000 |
| 55 | 1137 | 0.908 | 0.908 | 0.000 |
| 100 | 448 | 0.903 | 0.904 | 0.000 |
| 100 | 938 | 0.906 | 0.906 | 0.000 |
| 100 | 1051 | 0.906 | 0.906 | 0.000 |
| 102 | 921 | 0.907 | 0.907 | 0.000 |
| 102 | 1113 | 0.907 | 0.907 | 0.000 |
| 102 | 1234 | 0.905 | 0.905 | 0.000 |
| 105 | 194 | 0.906 | 0.906 | 0.000 |
| 105 | 367 | 0.905 | 0.905 | 0.000 |
| 105 | 440 | 0.905 | 0.905 | 0.000 |
| 105 | 477 | 0.907 | 0.907 | 0.000 |
| 105 | 556 | 0.906 | 0.906 | 0.000 |
| 105 | 1213 | 0.906 | 0.906 | 0.000 |
| Max | | 0.910 | 0.910 | 0.000 |
| Average | | 0.906 | 0.906 | 0.000 |
| Min | | 0.903 | 0.903 | 0.000 |
| Std Dev | | 0.001 | 0.001 | 0.000 |

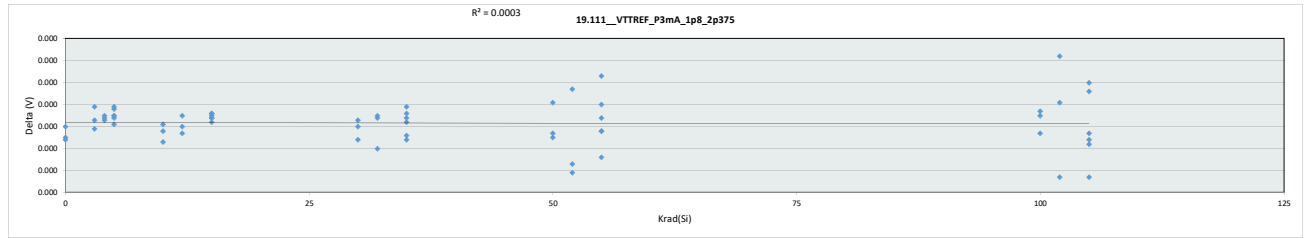


| 19.110_VTTREF_N3mA_1p8_2 | | | | | | | | | | | | | | | | |
|--------------------------|--------|-------------|-------|-------|-------|-------|-------|-------|-------|-------|-------|-------|-------|-------|-------|-------|
| Test Site | Tester | Test Number | Unit | | | | | | | | | | | | | |
| | | | V | | | | | | | | | | | | | |
| Max Limit | | | 0.918 | | | | | | | | | | | | | |
| Min Limit | | | 0.882 | | | | | | | | | | | | | |
| Krad(Si) | 0 | 3 | 4 | 5 | 10 | 12 | 15 | 30 | 32 | 35 | 50 | 52 | 55 | 100 | 102 | 105 |
| LL | 0.882 | 0.882 | 0.882 | 0.882 | 0.882 | 0.882 | 0.882 | 0.882 | 0.882 | 0.882 | 0.882 | 0.882 | 0.882 | 0.882 | 0.882 | 0.882 |
| Min | 0.906 | 0.906 | 0.905 | 0.903 | 0.905 | 0.906 | 0.905 | 0.907 | 0.906 | 0.905 | 0.905 | 0.904 | 0.905 | 0.904 | 0.905 | 0.905 |
| Average | 0.907 | 0.906 | 0.906 | 0.905 | 0.905 | 0.906 | 0.907 | 0.907 | 0.908 | 0.908 | 0.907 | 0.906 | 0.905 | 0.907 | 0.905 | 0.906 |
| Max | 0.908 | 0.906 | 0.910 | 0.908 | 0.906 | 0.907 | 0.909 | 0.908 | 0.909 | 0.907 | 0.907 | 0.907 | 0.909 | 0.906 | 0.907 | 0.907 |
| UL | 0.918 | 0.918 | 0.918 | 0.918 | 0.918 | 0.918 | 0.918 | 0.918 | 0.918 | 0.918 | 0.918 | 0.918 | 0.918 | 0.918 | 0.918 | 0.918 |



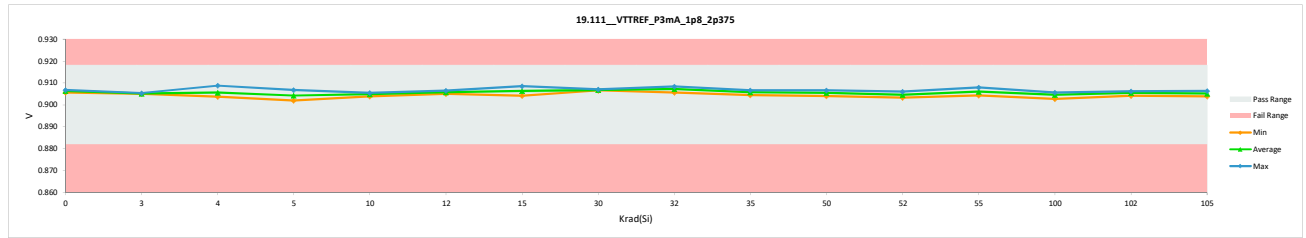
HDR TID Report
TPS7H3302-SP QML CALSS P

| 19.111_VTTREF_P3mA_1p8_2p375 | | | | |
|------------------------------|----------|-------------|-------|-------|
| Test Site | Tester | Test Number | Unit | Delta |
| | | | V | V |
| Max Limit | | | 0.918 | 0.918 |
| Min Limit | | | 0.882 | 0.882 |
| Krad(Si) | Serial # | PRE | POST | Delta |
| 0 | 775 | 0.906 | 0.906 | 0.000 |
| 0 | 1088 | 0.907 | 0.907 | 0.000 |
| 0 | 1106 | 0.907 | 0.907 | 0.000 |
| 3 | 817 | 0.905 | 0.905 | 0.000 |
| 3 | 825 | 0.905 | 0.905 | 0.000 |
| 3 | 833 | 0.905 | 0.905 | 0.000 |
| 4 | 547 | 0.904 | 0.904 | 0.000 |
| 4 | 645 | 0.904 | 0.904 | 0.000 |
| 4 | 788 | 0.909 | 0.909 | 0.000 |
| 5 | 959 | 0.905 | 0.905 | 0.000 |
| 5 | 991 | 0.903 | 0.903 | 0.000 |
| 5 | 1000 | 0.902 | 0.902 | 0.000 |
| 5 | 1011 | 0.903 | 0.903 | 0.000 |
| 5 | 1087 | 0.907 | 0.907 | 0.000 |
| 5 | 1097 | 0.906 | 0.906 | 0.000 |
| 10 | 180 | 0.905 | 0.905 | 0.000 |
| 10 | 236 | 0.906 | 0.905 | 0.000 |
| 10 | 246 | 0.904 | 0.904 | 0.000 |
| 12 | 190 | 0.906 | 0.906 | 0.000 |
| 12 | 266 | 0.905 | 0.905 | 0.000 |
| 12 | 308 | 0.906 | 0.906 | 0.000 |
| 15 | 848 | 0.908 | 0.908 | 0.000 |
| 15 | 878 | 0.904 | 0.904 | 0.000 |
| 15 | 880 | 0.907 | 0.907 | 0.000 |
| 15 | 942 | 0.906 | 0.906 | 0.000 |
| 15 | 947 | 0.905 | 0.905 | 0.000 |
| 15 | 962 | 0.908 | 0.909 | 0.000 |
| 30 | 1141 | 0.907 | 0.907 | 0.000 |
| 30 | 1242 | 0.907 | 0.907 | 0.000 |
| 30 | 1417 | 0.907 | 0.907 | 0.000 |
| 32 | 1126 | 0.906 | 0.906 | 0.000 |
| 32 | 1165 | 0.908 | 0.908 | 0.000 |
| 32 | 1300 | 0.908 | 0.908 | 0.000 |
| 35 | 376 | 0.907 | 0.907 | 0.000 |
| 35 | 405 | 0.905 | 0.906 | 0.000 |
| 35 | 425 | 0.906 | 0.906 | 0.000 |
| 35 | 492 | 0.905 | 0.905 | 0.000 |
| 35 | 501 | 0.907 | 0.907 | 0.000 |
| 35 | 521 | 0.905 | 0.905 | 0.000 |
| 50 | 300 | 0.904 | 0.904 | 0.000 |
| 50 | 756 | 0.906 | 0.906 | 0.000 |
| 50 | 1100 | 0.907 | 0.907 | 0.000 |
| 52 | 451 | 0.906 | 0.906 | 0.000 |
| 52 | 587 | 0.904 | 0.905 | 0.000 |
| 52 | 956 | 0.903 | 0.903 | 0.000 |
| 55 | 198 | 0.906 | 0.906 | 0.000 |
| 55 | 220 | 0.904 | 0.904 | 0.000 |
| 55 | 665 | 0.905 | 0.905 | 0.000 |
| 55 | 818 | 0.905 | 0.906 | 0.000 |
| 55 | 1057 | 0.908 | 0.908 | 0.000 |
| 55 | 1137 | 0.907 | 0.907 | 0.000 |
| 100 | 448 | 0.903 | 0.903 | 0.000 |
| 100 | 938 | 0.906 | 0.906 | 0.000 |
| 100 | 1051 | 0.905 | 0.905 | 0.000 |
| 102 | 921 | 0.906 | 0.906 | 0.000 |
| 102 | 1113 | 0.906 | 0.906 | 0.000 |
| 102 | 1234 | 0.904 | 0.904 | 0.000 |
| 105 | 134 | 0.905 | 0.905 | 0.000 |
| 105 | 367 | 0.904 | 0.904 | 0.000 |
| 105 | 440 | 0.904 | 0.905 | 0.000 |
| 105 | 477 | 0.906 | 0.906 | 0.000 |
| 105 | 556 | 0.906 | 0.906 | 0.000 |
| 105 | 1213 | 0.906 | 0.906 | 0.000 |
| Max | | 0.909 | 0.909 | 0.000 |
| Average | | 0.906 | 0.906 | 0.000 |
| Min | | 0.902 | 0.902 | 0.000 |
| Std Dev | | 0.001 | 0.001 | 0.000 |



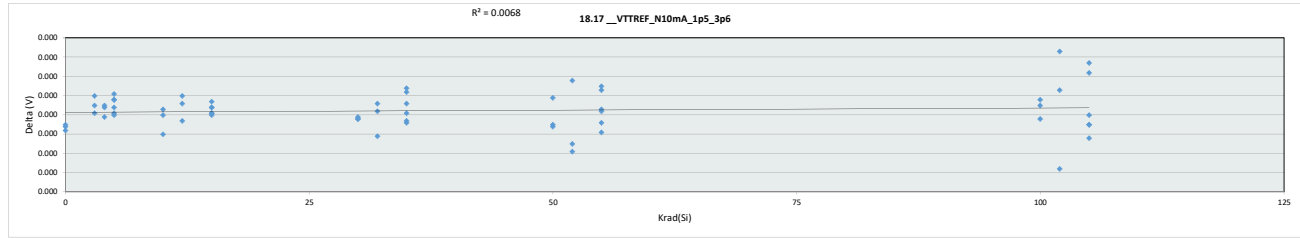
| 19.111_VTTREF_P3mA_1p8_2 | | | | | | | | | | |
|--------------------------|--------|-------------|------|-----------|-----------|--|--|--|--|--|
| Test Site | Tester | Test Number | Unit | Max Limit | Min Limit | | | | | |
| | | | V | 0.918 | 0.882 | | | | | |
| | | | V | 0.918 | 0.882 | | | | | |

| Krad(Si) | 0 | 3 | 4 | 5 | 10 | 12 | 15 | 30 | 32 | 35 | 50 | 52 | 55 | 100 | 102 | 105 |
|----------|-------|-------|-------|-------|-------|-------|-------|-------|-------|-------|-------|-------|-------|-------|-------|-------|
| LL | 0.882 | 0.882 | 0.882 | 0.882 | 0.882 | 0.882 | 0.882 | 0.882 | 0.882 | 0.882 | 0.882 | 0.882 | 0.882 | 0.882 | 0.882 | 0.882 |
| Min | 0.906 | 0.905 | 0.904 | 0.904 | 0.902 | 0.904 | 0.904 | 0.904 | 0.907 | 0.906 | 0.905 | 0.904 | 0.903 | 0.904 | 0.903 | 0.904 |
| Average | 0.906 | 0.905 | 0.906 | 0.906 | 0.904 | 0.905 | 0.905 | 0.906 | 0.906 | 0.907 | 0.906 | 0.906 | 0.905 | 0.906 | 0.905 | 0.905 |
| Max | 0.907 | 0.905 | 0.909 | 0.909 | 0.907 | 0.905 | 0.906 | 0.909 | 0.907 | 0.908 | 0.907 | 0.907 | 0.908 | 0.907 | 0.906 | 0.906 |
| UL | 0.918 | 0.918 | 0.918 | 0.918 | 0.918 | 0.918 | 0.918 | 0.918 | 0.918 | 0.918 | 0.918 | 0.918 | 0.918 | 0.918 | 0.918 | 0.918 |

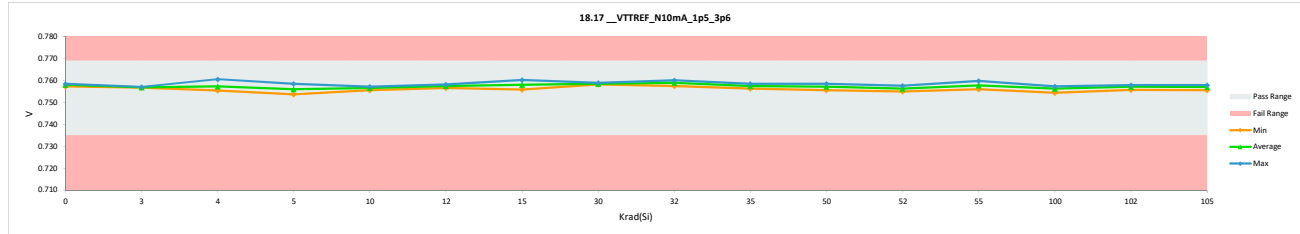


HDR TID Report
TPS7H3302-SP QML CALSS P

| 18.17_VTTREF_N10mA_1p5_3p6 | | | | |
|----------------------------|----------|-------------|-------|-----------|
| Test Site | Tester | Test Number | Unit | Max Limit |
| | | | V | 0.76875 |
| | | | V | 0.76875 |
| | | | | 0.735 |
| Krad(Si) | Serial # | PRE | POST | Delta |
| 0 | 775 | 0.757 | 0.757 | 0.000 |
| 0 | 1088 | 0.758 | 0.758 | 0.000 |
| 0 | 1106 | 0.758 | 0.758 | 0.000 |
| 3 | 817 | 0.757 | 0.757 | 0.000 |
| 3 | 825 | 0.757 | 0.757 | 0.000 |
| 3 | 833 | 0.757 | 0.757 | 0.000 |
| 4 | 847 | 0.755 | 0.755 | 0.000 |
| 4 | 645 | 0.756 | 0.756 | 0.000 |
| 4 | 788 | 0.761 | 0.761 | 0.000 |
| 5 | 959 | 0.756 | 0.756 | 0.000 |
| 5 | 991 | 0.754 | 0.754 | 0.000 |
| 5 | 1000 | 0.754 | 0.754 | 0.000 |
| 5 | 1011 | 0.755 | 0.755 | 0.000 |
| 5 | 1087 | 0.758 | 0.758 | 0.000 |
| 5 | 1097 | 0.758 | 0.758 | 0.000 |
| 10 | 180 | 0.757 | 0.757 | 0.000 |
| 10 | 236 | 0.757 | 0.757 | 0.000 |
| 10 | 246 | 0.756 | 0.756 | 0.000 |
| 12 | 190 | 0.758 | 0.758 | 0.000 |
| 12 | 266 | 0.757 | 0.757 | 0.000 |
| 12 | 308 | 0.757 | 0.757 | 0.000 |
| 15 | 848 | 0.759 | 0.760 | 0.000 |
| 15 | 878 | 0.756 | 0.756 | 0.000 |
| 15 | 880 | 0.759 | 0.759 | 0.000 |
| 15 | 942 | 0.757 | 0.757 | 0.000 |
| 15 | 947 | 0.756 | 0.756 | 0.000 |
| 15 | 962 | 0.760 | 0.760 | 0.000 |
| 30 | 1141 | 0.759 | 0.759 | 0.000 |
| 30 | 1242 | 0.758 | 0.758 | 0.000 |
| 30 | 1417 | 0.758 | 0.758 | 0.000 |
| 32 | 1126 | 0.757 | 0.757 | 0.000 |
| 32 | 1165 | 0.759 | 0.759 | 0.000 |
| 32 | 1300 | 0.760 | 0.760 | 0.000 |
| 35 | 376 | 0.758 | 0.758 | 0.000 |
| 35 | 405 | 0.757 | 0.757 | 0.000 |
| 35 | 425 | 0.757 | 0.757 | 0.000 |
| 35 | 492 | 0.757 | 0.757 | 0.000 |
| 35 | 501 | 0.758 | 0.758 | 0.000 |
| 35 | 521 | 0.756 | 0.756 | 0.000 |
| 50 | 300 | 0.756 | 0.756 | 0.000 |
| 50 | 756 | 0.757 | 0.758 | 0.000 |
| 50 | 1100 | 0.758 | 0.758 | 0.000 |
| 52 | 451 | 0.758 | 0.758 | 0.000 |
| 52 | 587 | 0.756 | 0.756 | 0.000 |
| 52 | 956 | 0.755 | 0.755 | 0.000 |
| 55 | 198 | 0.758 | 0.758 | 0.000 |
| 55 | 220 | 0.756 | 0.756 | 0.000 |
| 55 | 665 | 0.757 | 0.757 | 0.000 |
| 55 | 818 | 0.757 | 0.757 | 0.000 |
| 55 | 1057 | 0.760 | 0.760 | 0.000 |
| 55 | 1137 | 0.759 | 0.759 | 0.000 |
| 100 | 448 | 0.754 | 0.754 | 0.000 |
| 100 | 938 | 0.757 | 0.757 | 0.000 |
| 100 | 1051 | 0.757 | 0.757 | 0.000 |
| 102 | 921 | 0.758 | 0.758 | 0.000 |
| 102 | 1113 | 0.757 | 0.758 | 0.000 |
| 102 | 1234 | 0.756 | 0.756 | 0.000 |
| 105 | 194 | 0.757 | 0.757 | 0.000 |
| 105 | 367 | 0.756 | 0.756 | 0.000 |
| 105 | 440 | 0.756 | 0.756 | 0.000 |
| 105 | 477 | 0.758 | 0.758 | 0.000 |
| 105 | 556 | 0.757 | 0.757 | 0.000 |
| 105 | 1213 | 0.757 | 0.757 | 0.000 |
| | Max | 0.761 | 0.761 | 0.000 |
| | Average | 0.757 | 0.757 | 0.000 |
| | Min | 0.754 | 0.754 | 0.000 |
| | Std Dev | 0.001 | 0.001 | 0.000 |

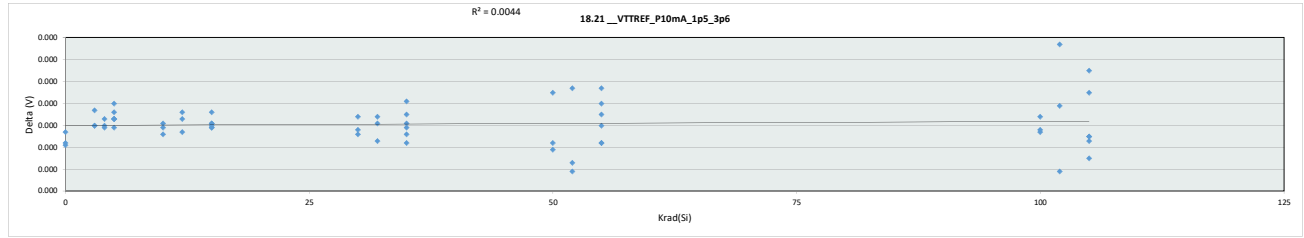


| 18.17_VTTREF_N10mA_1p5 | | | | | | | | | | | | | | | | |
|------------------------|--------|-------------|-----------|-----------|-------|-------|-------|-------|-------|-------|-------|-------|-------|-------|-------|-------|
| Test Site | Tester | Test Number | Max Limit | Min Limit | | | | | | | | | | | | |
| | | | 0.76875 | V | | | | | | | | | | | | |
| | | | 0.735 | V | | | | | | | | | | | | |
| Krad(Si) | 0 | 3 | 4 | 5 | 10 | 12 | 15 | 30 | 32 | 35 | 50 | 52 | 55 | 100 | 102 | 105 |
| LL | 0.735 | 0.735 | 0.735 | 0.735 | 0.735 | 0.735 | 0.735 | 0.735 | 0.735 | 0.735 | 0.735 | 0.735 | 0.735 | 0.735 | 0.735 | 0.735 |
| Min | 0.757 | 0.757 | 0.755 | 0.754 | 0.756 | 0.757 | 0.756 | 0.758 | 0.757 | 0.756 | 0.756 | 0.755 | 0.756 | 0.754 | 0.756 | 0.756 |
| Average | 0.758 | 0.757 | 0.757 | 0.756 | 0.757 | 0.757 | 0.758 | 0.758 | 0.759 | 0.757 | 0.757 | 0.756 | 0.758 | 0.756 | 0.757 | 0.757 |
| Max | 0.758 | 0.757 | 0.761 | 0.758 | 0.757 | 0.758 | 0.760 | 0.759 | 0.760 | 0.758 | 0.758 | 0.758 | 0.760 | 0.757 | 0.758 | 0.758 |
| UL | 0.769 | 0.769 | 0.769 | 0.769 | 0.769 | 0.769 | 0.769 | 0.769 | 0.769 | 0.769 | 0.769 | 0.769 | 0.769 | 0.769 | 0.769 | 0.769 |

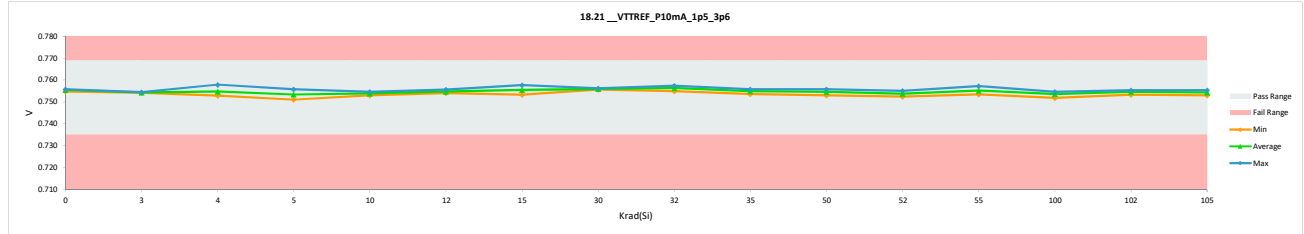


HDR TID Report
TPS7H3302-SP QML CALSS P

| 18.21_VTTREF_P10mA_1p5_3p6 | | | | | |
|----------------------------|----------|-------------|-------|-----------|-----------|
| Test Site | Tester | Test Number | Unit | Max Limit | Min Limit |
| | | V | V | 0.76875 | 0.735 |
| Krad(Si) | Serial # | PRE | POST | Delta | |
| 0 | 775 | 0.755 | 0.755 | 0.000 | |
| 0 | 1088 | 0.756 | 0.756 | 0.000 | |
| 0 | 1106 | 0.756 | 0.756 | 0.000 | |
| 3 | 817 | 0.754 | 0.754 | 0.000 | |
| 3 | 825 | 0.755 | 0.755 | 0.000 | |
| 3 | 833 | 0.754 | 0.754 | 0.000 | |
| 4 | 847 | 0.753 | 0.753 | 0.000 | |
| 4 | 645 | 0.753 | 0.753 | 0.000 | |
| 4 | 788 | 0.758 | 0.758 | 0.000 | |
| 5 | 959 | 0.754 | 0.754 | 0.000 | |
| 5 | 991 | 0.752 | 0.752 | 0.000 | |
| 5 | 1000 | 0.751 | 0.751 | 0.000 | |
| 5 | 1011 | 0.752 | 0.752 | 0.000 | |
| 5 | 1087 | 0.756 | 0.756 | 0.000 | |
| 5 | 1097 | 0.755 | 0.755 | 0.000 | |
| 10 | 180 | 0.754 | 0.754 | 0.000 | |
| 10 | 236 | 0.755 | 0.755 | 0.000 | |
| 10 | 246 | 0.753 | 0.753 | 0.000 | |
| 12 | 190 | 0.756 | 0.756 | 0.000 | |
| 12 | 266 | 0.754 | 0.754 | 0.000 | |
| 12 | 308 | 0.755 | 0.755 | 0.000 | |
| 15 | 848 | 0.757 | 0.757 | 0.000 | |
| 15 | 878 | 0.753 | 0.753 | 0.000 | |
| 15 | 880 | 0.756 | 0.756 | 0.000 | |
| 15 | 942 | 0.755 | 0.755 | 0.000 | |
| 15 | 947 | 0.754 | 0.754 | 0.000 | |
| 15 | 962 | 0.758 | 0.758 | 0.000 | |
| 30 | 1141 | 0.756 | 0.756 | 0.000 | |
| 30 | 1242 | 0.756 | 0.756 | 0.000 | |
| 30 | 1417 | 0.756 | 0.756 | 0.000 | |
| 32 | 1126 | 0.755 | 0.755 | 0.000 | |
| 32 | 1165 | 0.757 | 0.757 | 0.000 | |
| 32 | 1300 | 0.757 | 0.757 | 0.000 | |
| 35 | 376 | 0.756 | 0.756 | 0.000 | |
| 35 | 405 | 0.755 | 0.755 | 0.000 | |
| 35 | 425 | 0.755 | 0.755 | 0.000 | |
| 35 | 492 | 0.755 | 0.755 | 0.000 | |
| 35 | 501 | 0.756 | 0.756 | 0.000 | |
| 35 | 521 | 0.754 | 0.754 | 0.000 | |
| 50 | 300 | 0.753 | 0.753 | 0.000 | |
| 50 | 756 | 0.755 | 0.755 | 0.000 | |
| 50 | 1100 | 0.756 | 0.756 | 0.000 | |
| 52 | 451 | 0.755 | 0.755 | 0.000 | |
| 52 | 587 | 0.754 | 0.754 | 0.000 | |
| 52 | 956 | 0.753 | 0.752 | 0.000 | |
| 55 | 198 | 0.755 | 0.755 | 0.000 | |
| 55 | 220 | 0.753 | 0.753 | 0.000 | |
| 55 | 665 | 0.754 | 0.754 | 0.000 | |
| 55 | 818 | 0.755 | 0.755 | 0.000 | |
| 55 | 1057 | 0.757 | 0.757 | 0.000 | |
| 55 | 1137 | 0.757 | 0.756 | 0.000 | |
| 100 | 448 | 0.752 | 0.752 | 0.000 | |
| 100 | 938 | 0.755 | 0.755 | 0.000 | |
| 100 | 1051 | 0.754 | 0.754 | 0.000 | |
| 102 | 921 | 0.755 | 0.755 | 0.000 | |
| 102 | 1113 | 0.755 | 0.755 | 0.000 | |
| 102 | 1234 | 0.753 | 0.753 | 0.000 | |
| 105 | 194 | 0.754 | 0.755 | 0.000 | |
| 105 | 367 | 0.753 | 0.753 | 0.000 | |
| 105 | 440 | 0.753 | 0.754 | 0.000 | |
| 105 | 477 | 0.755 | 0.755 | 0.000 | |
| 105 | 556 | 0.755 | 0.755 | 0.000 | |
| 105 | 1213 | 0.755 | 0.755 | 0.000 | |
| Max | | 0.758 | 0.758 | 0.000 | |
| Average | | 0.755 | 0.755 | 0.000 | |
| Min | | 0.751 | 0.751 | 0.000 | |
| Std Dev | | 0.001 | 0.001 | 0.000 | |

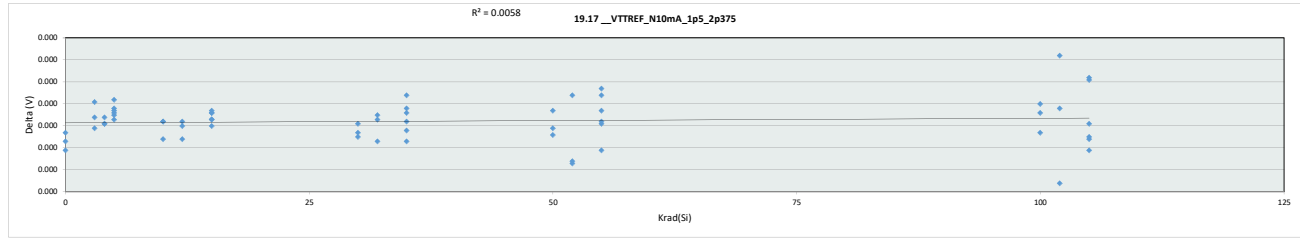


| 18.21_VTTREF_P10mA_1p5_3p6 | | | | | | | | | | | | | | | | |
|----------------------------|--------|-------------|-------|-----------|-----------|-------|-------|-------|-------|-------|-------|-------|-------|-------|-------|-------|
| Test Site | Tester | Test Number | Unit | Max Limit | Min Limit | | | | | | | | | | | |
| | | V | V | 0.76875 | 0.735 | | | | | | | | | | | |
| Krad(Si) | 0 | 3 | 4 | 5 | 10 | 12 | 15 | 30 | 32 | 35 | 50 | 52 | 55 | 100 | 102 | 105 |
| LL | 0.735 | 0.735 | 0.735 | 0.735 | 0.735 | 0.735 | 0.735 | 0.735 | 0.735 | 0.735 | 0.735 | 0.735 | 0.735 | 0.735 | 0.735 | 0.735 |
| Min | 0.755 | 0.754 | 0.753 | 0.751 | 0.753 | 0.754 | 0.753 | 0.756 | 0.755 | 0.754 | 0.753 | 0.752 | 0.753 | 0.752 | 0.753 | 0.753 |
| Average | 0.755 | 0.754 | 0.755 | 0.753 | 0.754 | 0.755 | 0.755 | 0.756 | 0.756 | 0.755 | 0.755 | 0.754 | 0.755 | 0.754 | 0.755 | 0.754 |
| Max | 0.756 | 0.755 | 0.758 | 0.756 | 0.755 | 0.756 | 0.758 | 0.756 | 0.757 | 0.756 | 0.755 | 0.756 | 0.755 | 0.757 | 0.755 | 0.755 |
| UL | 0.769 | 0.769 | 0.769 | 0.769 | 0.769 | 0.769 | 0.769 | 0.769 | 0.769 | 0.769 | 0.769 | 0.769 | 0.769 | 0.769 | 0.769 | 0.769 |

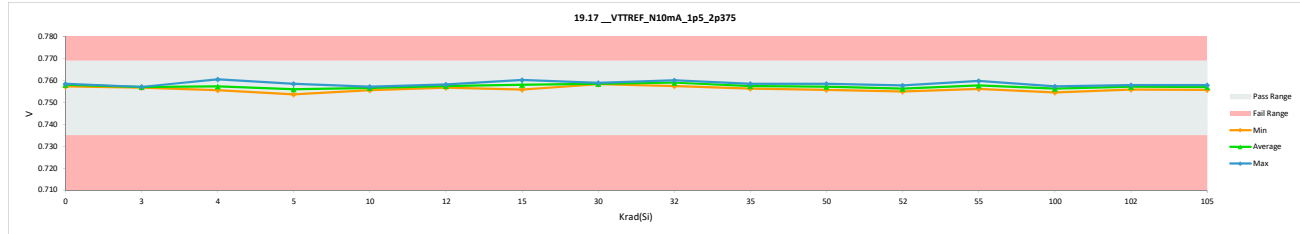


HDR TID Report
TPS7H3302-SP QML CALSS P

| 19.17_VTTREF_N10mA_1p5_2p375 | | | | |
|------------------------------|----------|-------------|-------|-------|
| Test Site | Tester | Test Number | Unit | |
| | | V | V | |
| Max Limit | 0.76875 | 0.76875 | | |
| Min Limit | 0.735 | 0.735 | | |
| Krad(Si) | Serial # | PRE | POST | Delta |
| 0 | 775 | 0.757 | 0.757 | 0.000 |
| 0 | 1088 | 0.758 | 0.758 | 0.000 |
| 0 | 1106 | 0.758 | 0.758 | 0.000 |
| 3 | 817 | 0.757 | 0.757 | 0.000 |
| 3 | 825 | 0.757 | 0.757 | 0.000 |
| 3 | 833 | 0.757 | 0.757 | 0.000 |
| 4 | 847 | 0.756 | 0.756 | 0.000 |
| 4 | 645 | 0.756 | 0.756 | 0.000 |
| 4 | 788 | 0.761 | 0.761 | 0.000 |
| 5 | 959 | 0.756 | 0.756 | 0.000 |
| 5 | 991 | 0.754 | 0.754 | 0.000 |
| 5 | 1000 | 0.754 | 0.754 | 0.000 |
| 5 | 1011 | 0.755 | 0.755 | 0.000 |
| 5 | 1087 | 0.758 | 0.758 | 0.000 |
| 5 | 1097 | 0.758 | 0.758 | 0.000 |
| 10 | 180 | 0.757 | 0.757 | 0.000 |
| 10 | 236 | 0.757 | 0.757 | 0.000 |
| 10 | 246 | 0.756 | 0.756 | 0.000 |
| 12 | 190 | 0.758 | 0.758 | 0.000 |
| 12 | 266 | 0.757 | 0.757 | 0.000 |
| 12 | 308 | 0.757 | 0.757 | 0.000 |
| 15 | 848 | 0.760 | 0.760 | 0.000 |
| 15 | 878 | 0.756 | 0.756 | 0.000 |
| 15 | 880 | 0.759 | 0.759 | 0.000 |
| 15 | 942 | 0.757 | 0.757 | 0.000 |
| 15 | 947 | 0.756 | 0.757 | 0.000 |
| 15 | 962 | 0.760 | 0.760 | 0.000 |
| 30 | 1141 | 0.759 | 0.759 | 0.000 |
| 30 | 1242 | 0.758 | 0.758 | 0.000 |
| 30 | 1417 | 0.758 | 0.758 | 0.000 |
| 32 | 1126 | 0.757 | 0.757 | 0.000 |
| 32 | 1165 | 0.759 | 0.759 | 0.000 |
| 32 | 1300 | 0.760 | 0.760 | 0.000 |
| 35 | 376 | 0.758 | 0.758 | 0.000 |
| 35 | 405 | 0.757 | 0.757 | 0.000 |
| 35 | 425 | 0.757 | 0.757 | 0.000 |
| 35 | 492 | 0.757 | 0.757 | 0.000 |
| 35 | 501 | 0.758 | 0.758 | 0.000 |
| 35 | 521 | 0.756 | 0.756 | 0.000 |
| 50 | 300 | 0.756 | 0.756 | 0.000 |
| 50 | 756 | 0.757 | 0.758 | 0.000 |
| 50 | 1100 | 0.758 | 0.758 | 0.000 |
| 52 | 451 | 0.758 | 0.758 | 0.000 |
| 52 | 587 | 0.756 | 0.756 | 0.000 |
| 52 | 956 | 0.755 | 0.755 | 0.000 |
| 55 | 198 | 0.758 | 0.758 | 0.000 |
| 55 | 220 | 0.756 | 0.756 | 0.000 |
| 55 | 665 | 0.757 | 0.757 | 0.000 |
| 55 | 818 | 0.757 | 0.757 | 0.000 |
| 55 | 1057 | 0.760 | 0.760 | 0.000 |
| 55 | 1137 | 0.759 | 0.759 | 0.000 |
| 100 | 448 | 0.754 | 0.754 | 0.000 |
| 100 | 938 | 0.757 | 0.757 | 0.000 |
| 100 | 1051 | 0.757 | 0.757 | 0.000 |
| 102 | 921 | 0.758 | 0.758 | 0.000 |
| 102 | 1113 | 0.757 | 0.758 | 0.000 |
| 102 | 1234 | 0.756 | 0.756 | 0.000 |
| 105 | 194 | 0.757 | 0.757 | 0.000 |
| 105 | 367 | 0.756 | 0.756 | 0.000 |
| 105 | 440 | 0.756 | 0.756 | 0.000 |
| 105 | 477 | 0.758 | 0.758 | 0.000 |
| 105 | 556 | 0.757 | 0.757 | 0.000 |
| 105 | 1213 | 0.757 | 0.757 | 0.000 |
| Max | | 0.761 | 0.761 | 0.000 |
| Average | | 0.757 | 0.757 | 0.000 |
| Min | | 0.754 | 0.754 | 0.000 |
| Std Dev | | 0.001 | 0.001 | 0.000 |

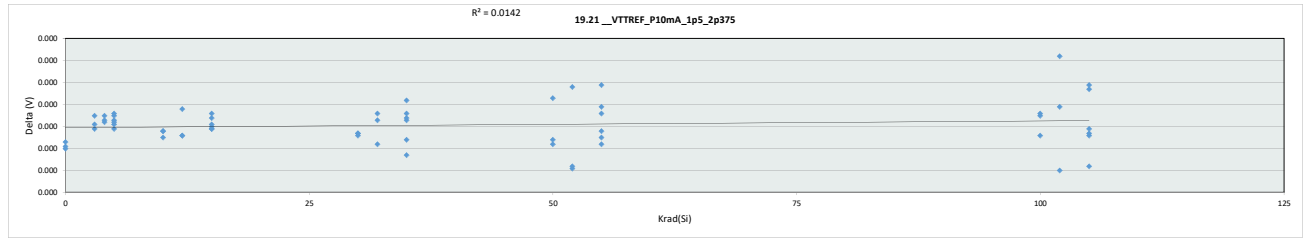


| 19.17_VTTREF_N10mA_1p5 | | | | | | | | | | | | | | | | |
|------------------------|--------|-------------|-----------|-----------|-------|-------|-------|-------|-------|-------|-------|-------|-------|-------|-------|-------|
| Test Site | Tester | Test Number | Max Limit | Min Limit | | | | | | | | | | | | |
| | | V | 0.76875 | 0.735 | | | | | | | | | | | | |
| Krad(Si) | 0 | 3 | 4 | 5 | 10 | 12 | 15 | 30 | 32 | 35 | 50 | 52 | 55 | 100 | 102 | 105 |
| LL | 0.735 | 0.735 | 0.735 | 0.735 | 0.735 | 0.735 | 0.735 | 0.735 | 0.735 | 0.735 | 0.735 | 0.735 | 0.735 | 0.735 | 0.735 | 0.735 |
| Min | 0.757 | 0.757 | 0.756 | 0.754 | 0.756 | 0.757 | 0.758 | 0.758 | 0.757 | 0.756 | 0.756 | 0.755 | 0.756 | 0.754 | 0.756 | 0.756 |
| Average | 0.758 | 0.757 | 0.757 | 0.756 | 0.757 | 0.757 | 0.758 | 0.758 | 0.759 | 0.757 | 0.757 | 0.756 | 0.758 | 0.756 | 0.757 | 0.757 |
| Max | 0.758 | 0.757 | 0.761 | 0.758 | 0.757 | 0.758 | 0.760 | 0.759 | 0.760 | 0.758 | 0.758 | 0.758 | 0.760 | 0.757 | 0.758 | 0.758 |
| UL | 0.769 | 0.769 | 0.769 | 0.769 | 0.769 | 0.769 | 0.769 | 0.769 | 0.769 | 0.769 | 0.769 | 0.769 | 0.769 | 0.769 | 0.769 | 0.769 |



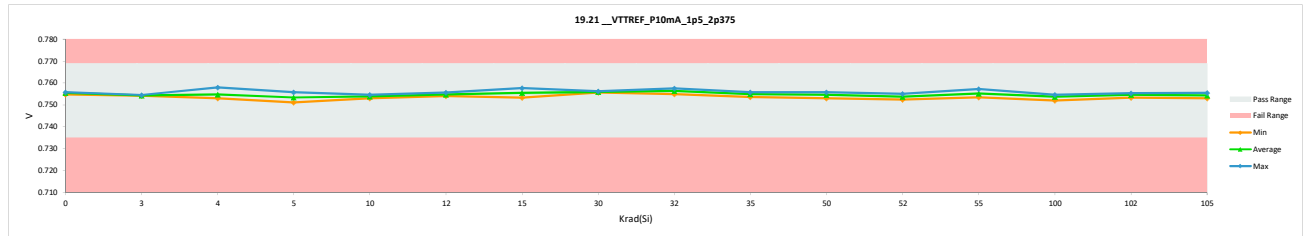
HDR TID Report
TPS7H3302-SP QML CALSS P

| 19.21_VTTREF_P10mA_1p5_2p375 | | | | |
|------------------------------|----------|-------------|-------|-----------|
| Test Site | Tester | Test Number | Unit | Max Limit |
| | | | V | 0.76875 |
| | | | V | 0.76875 |
| | | | | 0.735 |
| Krad(Si) | Serial # | PRE | POST | Delta |
| 0 | 775 | 0.755 | 0.755 | 0.000 |
| 0 | 1088 | 0.756 | 0.756 | 0.000 |
| 0 | 1106 | 0.756 | 0.756 | 0.000 |
| 3 | 817 | 0.754 | 0.754 | 0.000 |
| 3 | 825 | 0.755 | 0.755 | 0.000 |
| 3 | 833 | 0.754 | 0.754 | 0.000 |
| 4 | 547 | 0.753 | 0.753 | 0.000 |
| 4 | 645 | 0.753 | 0.753 | 0.000 |
| 4 | 788 | 0.758 | 0.758 | 0.000 |
| 5 | 959 | 0.754 | 0.754 | 0.000 |
| 5 | 991 | 0.752 | 0.752 | 0.000 |
| 5 | 1000 | 0.751 | 0.751 | 0.000 |
| 5 | 1011 | 0.752 | 0.752 | 0.000 |
| 5 | 1087 | 0.756 | 0.756 | 0.000 |
| 5 | 1097 | 0.755 | 0.755 | 0.000 |
| 10 | 180 | 0.754 | 0.754 | 0.000 |
| 10 | 236 | 0.755 | 0.755 | 0.000 |
| 10 | 246 | 0.753 | 0.753 | 0.000 |
| 12 | 190 | 0.756 | 0.756 | 0.000 |
| 12 | 266 | 0.754 | 0.754 | 0.000 |
| 12 | 308 | 0.755 | 0.755 | 0.000 |
| 15 | 848 | 0.757 | 0.757 | 0.000 |
| 15 | 878 | 0.753 | 0.753 | 0.000 |
| 15 | 880 | 0.756 | 0.756 | 0.000 |
| 15 | 942 | 0.755 | 0.755 | 0.000 |
| 15 | 947 | 0.754 | 0.754 | 0.000 |
| 15 | 962 | 0.758 | 0.758 | 0.000 |
| 30 | 1141 | 0.756 | 0.756 | 0.000 |
| 30 | 1242 | 0.756 | 0.756 | 0.000 |
| 30 | 1417 | 0.756 | 0.756 | 0.000 |
| 32 | 1126 | 0.755 | 0.755 | 0.000 |
| 32 | 1165 | 0.757 | 0.757 | 0.000 |
| 32 | 1300 | 0.757 | 0.758 | 0.000 |
| 35 | 376 | 0.756 | 0.756 | 0.000 |
| 35 | 405 | 0.755 | 0.755 | 0.000 |
| 35 | 425 | 0.755 | 0.755 | 0.000 |
| 35 | 492 | 0.755 | 0.755 | 0.000 |
| 35 | 501 | 0.756 | 0.756 | 0.000 |
| 35 | 521 | 0.754 | 0.754 | 0.000 |
| 50 | 300 | 0.753 | 0.753 | 0.000 |
| 50 | 756 | 0.755 | 0.755 | 0.000 |
| 50 | 1100 | 0.756 | 0.756 | 0.000 |
| 52 | 451 | 0.755 | 0.755 | 0.000 |
| 52 | 587 | 0.754 | 0.754 | 0.000 |
| 52 | 956 | 0.753 | 0.752 | 0.000 |
| 55 | 198 | 0.755 | 0.755 | 0.000 |
| 55 | 220 | 0.753 | 0.753 | 0.000 |
| 55 | 665 | 0.754 | 0.754 | 0.000 |
| 55 | 818 | 0.755 | 0.755 | 0.000 |
| 55 | 1057 | 0.757 | 0.757 | 0.000 |
| 55 | 1137 | 0.757 | 0.757 | 0.000 |
| 100 | 448 | 0.752 | 0.752 | 0.000 |
| 100 | 938 | 0.755 | 0.755 | 0.000 |
| 100 | 1051 | 0.754 | 0.754 | 0.000 |
| 102 | 921 | 0.755 | 0.755 | 0.000 |
| 102 | 1113 | 0.755 | 0.755 | 0.000 |
| 102 | 1234 | 0.753 | 0.753 | 0.000 |
| 105 | 194 | 0.754 | 0.755 | 0.000 |
| 105 | 367 | 0.753 | 0.753 | 0.000 |
| 105 | 440 | 0.753 | 0.754 | 0.000 |
| 105 | 477 | 0.755 | 0.755 | 0.000 |
| 105 | 556 | 0.755 | 0.755 | 0.000 |
| 105 | 1213 | 0.755 | 0.755 | 0.000 |
| | Max | 0.758 | 0.758 | 0.000 |
| | Average | 0.755 | 0.755 | 0.000 |
| | Min | 0.751 | 0.751 | 0.000 |
| | Std Dev | 0.001 | 0.001 | 0.000 |



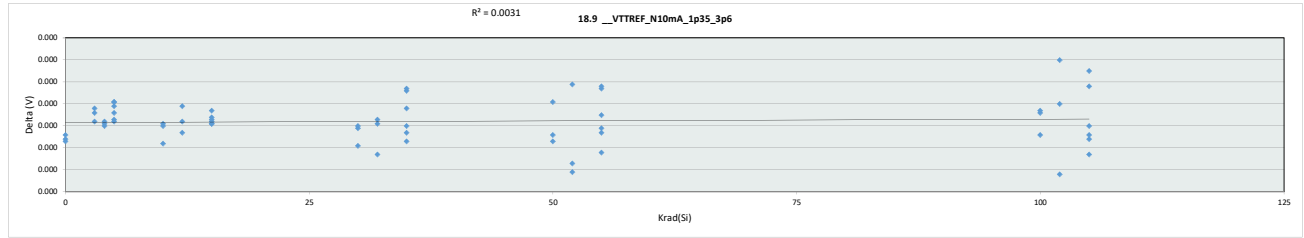
| 19.21_VTTREF_P10mA_1p5_2p375 | | | | | | | | | | | | | | | | |
|------------------------------|--------|-------------|------|-----------|----|----|----|----|----|----|----|----|----|-----|-----|-----|
| Test Site | Tester | Test Number | Unit | Max Limit | | | | | | | | | | | | |
| | | | V | 0.76875 | | | | | | | | | | | | |
| | | | V | 0.735 | | | | | | | | | | | | |
| Krad(Si) | 0 | 3 | 4 | 5 | 10 | 12 | 15 | 30 | 32 | 35 | 50 | 52 | 55 | 100 | 102 | 105 |

| | | | | | | | | | | | | | | | | |
|---------|-------|-------|-------|-------|-------|-------|-------|-------|-------|-------|-------|-------|-------|-------|-------|-------|
| LL | 0.735 | 0.735 | 0.735 | 0.735 | 0.735 | 0.735 | 0.735 | 0.735 | 0.735 | 0.735 | 0.735 | 0.735 | 0.735 | 0.735 | 0.735 | 0.735 |
| Min | 0.755 | 0.754 | 0.753 | 0.751 | 0.753 | 0.754 | 0.753 | 0.756 | 0.756 | 0.756 | 0.755 | 0.754 | 0.755 | 0.754 | 0.753 | 0.753 |
| Average | 0.755 | 0.754 | 0.755 | 0.753 | 0.754 | 0.755 | 0.756 | 0.756 | 0.756 | 0.756 | 0.755 | 0.754 | 0.755 | 0.754 | 0.755 | 0.754 |
| Max | 0.756 | 0.755 | 0.758 | 0.756 | 0.755 | 0.756 | 0.758 | 0.756 | 0.758 | 0.756 | 0.756 | 0.755 | 0.757 | 0.755 | 0.755 | 0.755 |
| UL | 0.769 | 0.769 | 0.769 | 0.769 | 0.769 | 0.769 | 0.769 | 0.769 | 0.769 | 0.769 | 0.769 | 0.769 | 0.769 | 0.769 | 0.769 | 0.769 |

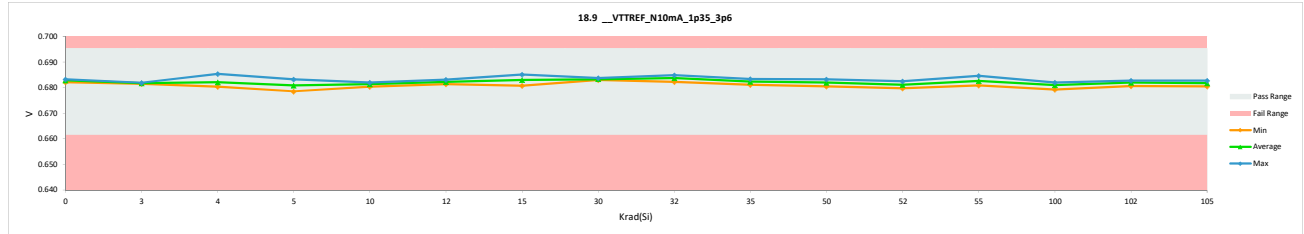


HDR TID Report
TPS7H3302-SP QML CALSS P

| 18.9 __VTTREF_N10mA_1p35_3p6 | | | | |
|------------------------------|----------|-------------|-------|-------|
| Test Site | Tester | Test Number | Unit | |
| | | V | V | |
| Max Limit | 0.69525 | 0.69525 | | |
| Min Limit | 0.6615 | 0.6615 | | |
| Krad(Si) | Serial # | PRE | POST | Delta |
| 0 | 775 | 0.682 | 0.682 | 0.000 |
| 0 | 1088 | 0.683 | 0.683 | 0.000 |
| 0 | 1106 | 0.683 | 0.683 | 0.000 |
| 3 | 817 | 0.682 | 0.682 | 0.000 |
| 3 | 825 | 0.682 | 0.682 | 0.000 |
| 3 | 833 | 0.682 | 0.682 | 0.000 |
| 4 | 847 | 0.680 | 0.680 | 0.000 |
| 4 | 645 | 0.681 | 0.681 | 0.000 |
| 4 | 788 | 0.685 | 0.685 | 0.000 |
| 5 | 959 | 0.681 | 0.681 | 0.000 |
| 5 | 991 | 0.679 | 0.679 | 0.000 |
| 5 | 1000 | 0.679 | 0.679 | 0.000 |
| 5 | 1011 | 0.680 | 0.680 | 0.000 |
| 5 | 1087 | 0.683 | 0.683 | 0.000 |
| 5 | 1097 | 0.683 | 0.683 | 0.000 |
| 10 | 180 | 0.682 | 0.682 | 0.000 |
| 10 | 236 | 0.682 | 0.682 | 0.000 |
| 10 | 246 | 0.680 | 0.680 | 0.000 |
| 12 | 190 | 0.683 | 0.683 | 0.000 |
| 12 | 266 | 0.682 | 0.681 | 0.000 |
| 12 | 308 | 0.682 | 0.682 | 0.000 |
| 15 | 848 | 0.684 | 0.684 | 0.000 |
| 15 | 878 | 0.681 | 0.681 | 0.000 |
| 15 | 880 | 0.684 | 0.684 | 0.000 |
| 15 | 942 | 0.682 | 0.682 | 0.000 |
| 15 | 947 | 0.681 | 0.681 | 0.000 |
| 15 | 962 | 0.685 | 0.685 | 0.000 |
| 30 | 1141 | 0.684 | 0.684 | 0.000 |
| 30 | 1242 | 0.683 | 0.683 | 0.000 |
| 30 | 1417 | 0.683 | 0.683 | 0.000 |
| 32 | 1126 | 0.682 | 0.682 | 0.000 |
| 32 | 1165 | 0.684 | 0.684 | 0.000 |
| 32 | 1300 | 0.685 | 0.685 | 0.000 |
| 35 | 376 | 0.683 | 0.683 | 0.000 |
| 35 | 405 | 0.682 | 0.682 | 0.000 |
| 35 | 425 | 0.682 | 0.682 | 0.000 |
| 35 | 492 | 0.682 | 0.682 | 0.000 |
| 35 | 501 | 0.683 | 0.683 | 0.000 |
| 35 | 521 | 0.681 | 0.681 | 0.000 |
| 50 | 300 | 0.681 | 0.680 | 0.000 |
| 50 | 756 | 0.682 | 0.682 | 0.000 |
| 50 | 1100 | 0.683 | 0.683 | 0.000 |
| 52 | 451 | 0.683 | 0.683 | 0.000 |
| 52 | 587 | 0.681 | 0.681 | 0.000 |
| 52 | 956 | 0.680 | 0.680 | 0.000 |
| 55 | 198 | 0.683 | 0.683 | 0.000 |
| 55 | 220 | 0.681 | 0.681 | 0.000 |
| 55 | 665 | 0.681 | 0.682 | 0.000 |
| 55 | 818 | 0.682 | 0.682 | 0.000 |
| 55 | 1057 | 0.685 | 0.685 | 0.000 |
| 55 | 1137 | 0.684 | 0.684 | 0.000 |
| 100 | 448 | 0.679 | 0.679 | 0.000 |
| 100 | 938 | 0.682 | 0.682 | 0.000 |
| 100 | 1051 | 0.682 | 0.682 | 0.000 |
| 102 | 921 | 0.683 | 0.683 | 0.000 |
| 102 | 1113 | 0.682 | 0.683 | 0.000 |
| 102 | 1234 | 0.681 | 0.681 | 0.000 |
| 105 | 194 | 0.682 | 0.682 | 0.000 |
| 105 | 367 | 0.681 | 0.681 | 0.000 |
| 105 | 440 | 0.681 | 0.681 | 0.000 |
| 105 | 477 | 0.683 | 0.683 | 0.000 |
| 105 | 556 | 0.682 | 0.682 | 0.000 |
| 105 | 1213 | 0.682 | 0.682 | 0.000 |
| Max | | 0.685 | 0.685 | 0.000 |
| Average | | 0.682 | 0.682 | 0.000 |
| Min | | 0.679 | 0.679 | 0.000 |
| Std Dev | | 0.001 | 0.001 | 0.000 |

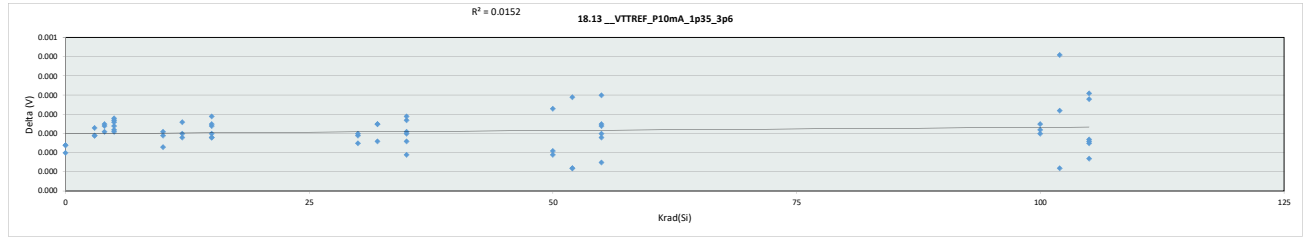


| 18.9 __VTTREF_N10mA_1p35 | | | | | | | | | | | | | | | | |
|--------------------------|--------|-------------|-------|-----------|-----------|-------|-------|-------|-------|-------|-------|-------|-------|-------|-------|-------|
| Test Site | Tester | Test Number | Unit | Max Limit | Min Limit | | | | | | | | | | | |
| | | V | V | 0.69525 | 0.6615 | | | | | | | | | | | |
| Krad(Si) | 0 | 3 | 4 | 5 | 10 | 12 | 15 | 30 | 32 | 35 | 50 | 52 | 55 | 100 | 102 | 105 |
| LL | 0.662 | 0.662 | 0.662 | 0.662 | 0.662 | 0.662 | 0.662 | 0.662 | 0.662 | 0.662 | 0.662 | 0.662 | 0.662 | 0.662 | 0.662 | 0.662 |
| Min | 0.682 | 0.682 | 0.680 | 0.679 | 0.680 | 0.681 | 0.681 | 0.683 | 0.682 | 0.681 | 0.681 | 0.680 | 0.681 | 0.679 | 0.681 | 0.681 |
| Average | 0.683 | 0.682 | 0.682 | 0.681 | 0.681 | 0.682 | 0.683 | 0.684 | 0.682 | 0.681 | 0.681 | 0.681 | 0.683 | 0.681 | 0.682 | 0.681 |
| Max | 0.683 | 0.682 | 0.685 | 0.683 | 0.682 | 0.683 | 0.685 | 0.684 | 0.685 | 0.683 | 0.683 | 0.683 | 0.685 | 0.682 | 0.683 | 0.683 |
| UL | 0.695 | 0.695 | 0.695 | 0.695 | 0.695 | 0.695 | 0.695 | 0.695 | 0.695 | 0.695 | 0.695 | 0.695 | 0.695 | 0.695 | 0.695 | 0.695 |

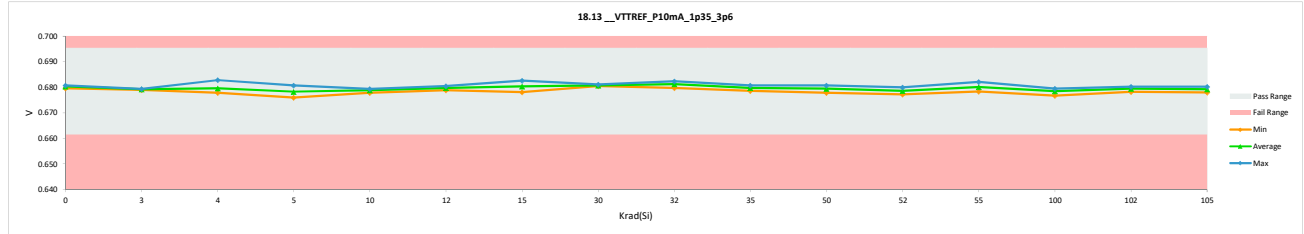


HDR TID Report
TPS7H3302-SP QML CALSS P

| 18.13_VTTREF_P10mA_1p35_3p6 | | | | |
|-----------------------------|----------|-------------|-------|-----------|
| Test Site | Tester | Test Number | Unit | Max Limit |
| | | | V | 0.69525 |
| | | | V | 0.6615 |
| Krad(Si) | Serial # | PRE | POST | Delta |
| 0 | 775 | 0.680 | 0.680 | 0.000 |
| 0 | 1088 | 0.681 | 0.681 | 0.000 |
| 0 | 1106 | 0.681 | 0.681 | 0.000 |
| 3 | 817 | 0.679 | 0.679 | 0.000 |
| 3 | 825 | 0.679 | 0.679 | 0.000 |
| 3 | 833 | 0.679 | 0.679 | 0.000 |
| 4 | 547 | 0.678 | 0.678 | 0.000 |
| 4 | 645 | 0.678 | 0.678 | 0.000 |
| 4 | 788 | 0.683 | 0.683 | 0.000 |
| 5 | 959 | 0.679 | 0.679 | 0.000 |
| 5 | 991 | 0.677 | 0.677 | 0.000 |
| 5 | 1000 | 0.676 | 0.676 | 0.000 |
| 5 | 1011 | 0.677 | 0.677 | 0.000 |
| 5 | 1087 | 0.681 | 0.681 | 0.000 |
| 5 | 1097 | 0.680 | 0.680 | 0.000 |
| 10 | 180 | 0.679 | 0.679 | 0.000 |
| 10 | 236 | 0.679 | 0.679 | 0.000 |
| 10 | 246 | 0.678 | 0.678 | 0.000 |
| 12 | 190 | 0.680 | 0.680 | 0.000 |
| 12 | 266 | 0.679 | 0.679 | 0.000 |
| 12 | 308 | 0.680 | 0.680 | 0.000 |
| 15 | 848 | 0.682 | 0.682 | 0.000 |
| 15 | 878 | 0.678 | 0.678 | 0.000 |
| 15 | 880 | 0.681 | 0.681 | 0.000 |
| 15 | 942 | 0.680 | 0.680 | 0.000 |
| 15 | 947 | 0.679 | 0.679 | 0.000 |
| 15 | 962 | 0.683 | 0.683 | 0.000 |
| 30 | 1141 | 0.681 | 0.681 | 0.000 |
| 30 | 1242 | 0.681 | 0.681 | 0.000 |
| 30 | 1417 | 0.681 | 0.681 | 0.000 |
| 32 | 1126 | 0.680 | 0.680 | 0.000 |
| 32 | 1165 | 0.682 | 0.682 | 0.000 |
| 32 | 1300 | 0.682 | 0.682 | 0.000 |
| 35 | 376 | 0.681 | 0.681 | 0.000 |
| 35 | 405 | 0.679 | 0.679 | 0.000 |
| 35 | 425 | 0.680 | 0.680 | 0.000 |
| 35 | 492 | 0.680 | 0.680 | 0.000 |
| 35 | 501 | 0.681 | 0.681 | 0.000 |
| 35 | 521 | 0.679 | 0.679 | 0.000 |
| 50 | 300 | 0.678 | 0.678 | 0.000 |
| 50 | 756 | 0.680 | 0.680 | 0.000 |
| 50 | 1100 | 0.681 | 0.681 | 0.000 |
| 52 | 451 | 0.680 | 0.680 | 0.000 |
| 52 | 587 | 0.678 | 0.679 | 0.000 |
| 52 | 956 | 0.677 | 0.677 | 0.000 |
| 55 | 198 | 0.680 | 0.680 | 0.000 |
| 55 | 220 | 0.678 | 0.678 | 0.000 |
| 55 | 665 | 0.679 | 0.679 | 0.000 |
| 55 | 818 | 0.680 | 0.680 | 0.000 |
| 55 | 1057 | 0.682 | 0.682 | 0.000 |
| 55 | 1137 | 0.681 | 0.681 | 0.000 |
| 100 | 448 | 0.677 | 0.677 | 0.000 |
| 100 | 938 | 0.679 | 0.680 | 0.000 |
| 100 | 1051 | 0.679 | 0.679 | 0.000 |
| 102 | 921 | 0.680 | 0.680 | 0.000 |
| 102 | 1113 | 0.680 | 0.680 | 0.000 |
| 102 | 1234 | 0.678 | 0.678 | 0.000 |
| 105 | 194 | 0.679 | 0.679 | 0.000 |
| 105 | 367 | 0.678 | 0.678 | 0.000 |
| 105 | 440 | 0.678 | 0.679 | 0.000 |
| 105 | 477 | 0.680 | 0.680 | 0.000 |
| 105 | 556 | 0.680 | 0.680 | 0.000 |
| 105 | 1213 | 0.680 | 0.680 | 0.000 |
| | Max | 0.683 | 0.683 | 0.000 |
| | Average | 0.680 | 0.680 | 0.000 |
| | Min | 0.676 | 0.676 | 0.000 |
| | Std Dev | 0.001 | 0.001 | 0.000 |

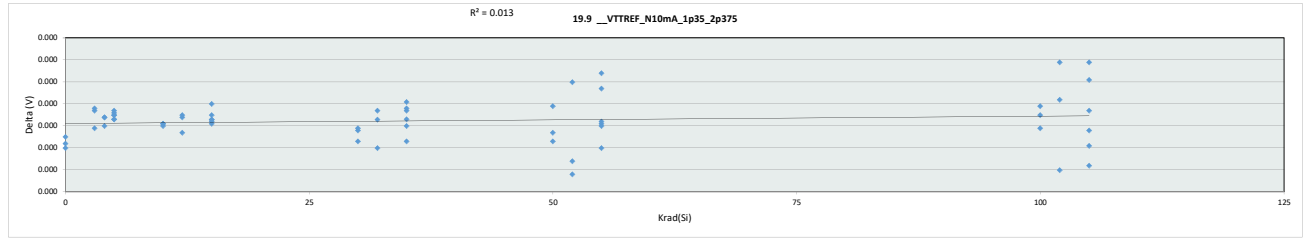


| 18.13_VTTREF_P10mA_1p35 | | | | | | | | | | | | | | | | |
|-------------------------|--------|-------------|-------|-----------|-----------|-------|-------|-------|-------|-------|-------|-------|-------|-------|-------|-------|
| Test Site | Tester | Test Number | Unit | Max Limit | Min Limit | | | | | | | | | | | |
| | | | V | 0.69525 | 0.6615 | | | | | | | | | | | |
| Krad(Si) | 0 | 3 | 4 | 5 | 10 | 12 | 15 | 30 | 32 | 35 | 50 | 52 | 55 | 100 | 102 | 105 |
| LL | 0.662 | 0.662 | 0.662 | 0.662 | 0.662 | 0.662 | 0.662 | 0.662 | 0.662 | 0.662 | 0.662 | 0.662 | 0.662 | 0.662 | 0.662 | 0.662 |
| Min | 0.680 | 0.679 | 0.678 | 0.676 | 0.678 | 0.679 | 0.678 | 0.681 | 0.680 | 0.679 | 0.678 | 0.677 | 0.678 | 0.677 | 0.678 | 0.678 |
| Average | 0.680 | 0.679 | 0.680 | 0.678 | 0.679 | 0.680 | 0.680 | 0.681 | 0.681 | 0.680 | 0.679 | 0.679 | 0.680 | 0.682 | 0.680 | 0.679 |
| Max | 0.681 | 0.679 | 0.683 | 0.681 | 0.679 | 0.681 | 0.683 | 0.681 | 0.682 | 0.681 | 0.680 | 0.681 | 0.680 | 0.682 | 0.680 | 0.680 |
| UL | 0.695 | 0.695 | 0.695 | 0.695 | 0.695 | 0.695 | 0.695 | 0.695 | 0.695 | 0.695 | 0.695 | 0.695 | 0.695 | 0.695 | 0.695 | 0.695 |

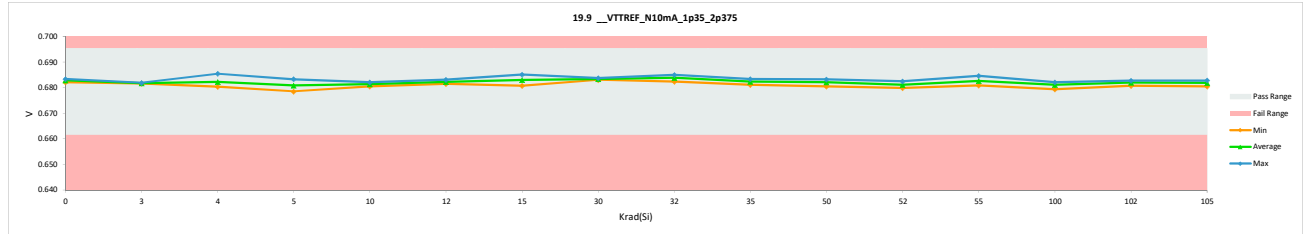


HDR TID Report
TPS7H3302-SP QML CALSS P

| 19.9_VTTREF_N10mA_1p35_2p375 | | | | |
|------------------------------|----------|-------------|---------|-------|
| Test Site | Tester | Test Number | Unit | |
| | | V | V | |
| Max Limit | | 0.69525 | 0.69525 | |
| Min Limit | | 0.6615 | 0.6615 | |
| Krad(Si) | Serial # | PRE | POST | Delta |
| 0 | 775 | 0.682 | 0.682 | 0.000 |
| 0 | 1088 | 0.683 | 0.683 | 0.000 |
| 0 | 1106 | 0.683 | 0.683 | 0.000 |
| 3 | 817 | 0.682 | 0.682 | 0.000 |
| 3 | 825 | 0.682 | 0.682 | 0.000 |
| 3 | 833 | 0.682 | 0.682 | 0.000 |
| 4 | 847 | 0.680 | 0.680 | 0.000 |
| 4 | 645 | 0.681 | 0.681 | 0.000 |
| 4 | 788 | 0.685 | 0.685 | 0.000 |
| 5 | 959 | 0.681 | 0.681 | 0.000 |
| 5 | 991 | 0.679 | 0.679 | 0.000 |
| 5 | 1000 | 0.679 | 0.679 | 0.000 |
| 5 | 1011 | 0.680 | 0.680 | 0.000 |
| 5 | 1087 | 0.683 | 0.683 | 0.000 |
| 5 | 1097 | 0.683 | 0.683 | 0.000 |
| 10 | 180 | 0.682 | 0.682 | 0.000 |
| 10 | 236 | 0.682 | 0.682 | 0.000 |
| 10 | 246 | 0.680 | 0.680 | 0.000 |
| 12 | 190 | 0.683 | 0.683 | 0.000 |
| 12 | 266 | 0.682 | 0.682 | 0.000 |
| 12 | 308 | 0.682 | 0.682 | 0.000 |
| 15 | 848 | 0.684 | 0.684 | 0.000 |
| 15 | 878 | 0.681 | 0.681 | 0.000 |
| 15 | 880 | 0.684 | 0.684 | 0.000 |
| 15 | 942 | 0.682 | 0.682 | 0.000 |
| 15 | 947 | 0.681 | 0.681 | 0.000 |
| 15 | 962 | 0.685 | 0.685 | 0.000 |
| 30 | 1141 | 0.684 | 0.684 | 0.000 |
| 30 | 1242 | 0.683 | 0.683 | 0.000 |
| 30 | 1417 | 0.683 | 0.683 | 0.000 |
| 32 | 1126 | 0.682 | 0.682 | 0.000 |
| 32 | 1165 | 0.684 | 0.684 | 0.000 |
| 32 | 1300 | 0.685 | 0.685 | 0.000 |
| 35 | 376 | 0.683 | 0.683 | 0.000 |
| 35 | 405 | 0.682 | 0.682 | 0.000 |
| 35 | 425 | 0.682 | 0.682 | 0.000 |
| 35 | 492 | 0.682 | 0.682 | 0.000 |
| 35 | 501 | 0.683 | 0.683 | 0.000 |
| 35 | 521 | 0.681 | 0.681 | 0.000 |
| 50 | 300 | 0.681 | 0.681 | 0.000 |
| 50 | 756 | 0.682 | 0.682 | 0.000 |
| 50 | 1100 | 0.683 | 0.683 | 0.000 |
| 52 | 451 | 0.683 | 0.683 | 0.000 |
| 52 | 587 | 0.681 | 0.681 | 0.000 |
| 52 | 956 | 0.680 | 0.680 | 0.000 |
| 55 | 198 | 0.683 | 0.683 | 0.000 |
| 55 | 220 | 0.681 | 0.681 | 0.000 |
| 55 | 665 | 0.681 | 0.682 | 0.000 |
| 55 | 818 | 0.682 | 0.682 | 0.000 |
| 55 | 1057 | 0.685 | 0.685 | 0.000 |
| 55 | 1137 | 0.684 | 0.684 | 0.000 |
| 100 | 448 | 0.679 | 0.679 | 0.000 |
| 100 | 938 | 0.682 | 0.682 | 0.000 |
| 100 | 1051 | 0.682 | 0.682 | 0.000 |
| 102 | 921 | 0.683 | 0.683 | 0.000 |
| 102 | 1113 | 0.682 | 0.683 | 0.000 |
| 102 | 1234 | 0.681 | 0.681 | 0.000 |
| 105 | 194 | 0.682 | 0.682 | 0.000 |
| 105 | 367 | 0.681 | 0.681 | 0.000 |
| 105 | 440 | 0.681 | 0.681 | 0.000 |
| 105 | 477 | 0.683 | 0.683 | 0.000 |
| 105 | 556 | 0.682 | 0.682 | 0.000 |
| 105 | 1213 | 0.682 | 0.682 | 0.000 |
| Max | | 0.685 | 0.685 | 0.000 |
| Average | | 0.682 | 0.682 | 0.000 |
| Min | | 0.679 | 0.679 | 0.000 |
| Std Dev | | 0.001 | 0.001 | 0.000 |

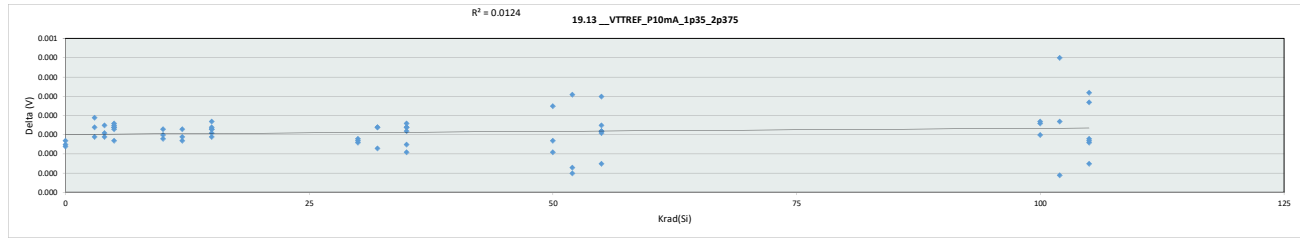


| 19.9_VTTREF_N10mA_1p35 | | | | | | | | | | | | | | | | |
|------------------------|--------|-------------|-------|-------|-------|-------|-------|-------|-------|-------|-------|-------|-------|-------|-------|-------|
| Test Site | Tester | Test Number | Unit | | | | | | | | | | | | | |
| Max Limit | | 0.69525 | V | | | | | | | | | | | | | |
| Min Limit | | 0.6615 | V | | | | | | | | | | | | | |
| Krad(Si) | 0 | 3 | 4 | 5 | 10 | 12 | 15 | 30 | 32 | 35 | 50 | 52 | 55 | 100 | 102 | 105 |
| LL | 0.662 | 0.662 | 0.662 | 0.662 | 0.662 | 0.662 | 0.662 | 0.662 | 0.662 | 0.662 | 0.662 | 0.662 | 0.662 | 0.662 | 0.662 | 0.662 |
| Min | 0.682 | 0.682 | 0.680 | 0.679 | 0.680 | 0.682 | 0.681 | 0.683 | 0.682 | 0.681 | 0.681 | 0.680 | 0.681 | 0.679 | 0.681 | 0.681 |
| Average | 0.683 | 0.682 | 0.682 | 0.681 | 0.681 | 0.682 | 0.683 | 0.683 | 0.684 | 0.682 | 0.682 | 0.681 | 0.683 | 0.681 | 0.682 | 0.681 |
| Max | 0.683 | 0.682 | 0.685 | 0.683 | 0.682 | 0.683 | 0.685 | 0.684 | 0.685 | 0.683 | 0.683 | 0.683 | 0.685 | 0.682 | 0.683 | 0.683 |
| UL | 0.695 | 0.695 | 0.695 | 0.695 | 0.695 | 0.695 | 0.695 | 0.695 | 0.695 | 0.695 | 0.695 | 0.695 | 0.695 | 0.695 | 0.695 | 0.695 |

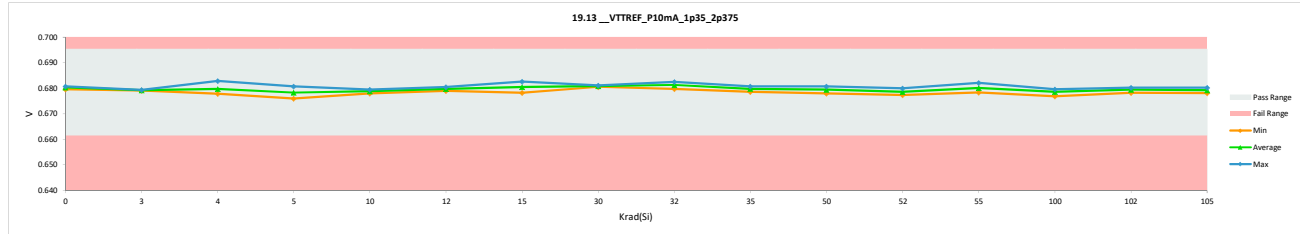


HDR TID Report
TPS7H3302-SP QML CALSS P

| 19.13_VTTREF_P10mA_1p35_2p375 | | | | |
|-------------------------------|----------|-------------|-------|-----------|
| Test Site | Tester | Test Number | Unit | Max Limit |
| | | | V | 0.69525 |
| | | | V | 0.6615 |
| Krad(Si) | Serial # | PRE | POST | Delta |
| 0 | 775 | 0.680 | 0.680 | 0.000 |
| 0 | 1088 | 0.681 | 0.681 | 0.000 |
| 0 | 1106 | 0.681 | 0.681 | 0.000 |
| 3 | 817 | 0.679 | 0.679 | 0.000 |
| 3 | 825 | 0.679 | 0.679 | 0.000 |
| 3 | 833 | 0.679 | 0.679 | 0.000 |
| 4 | 547 | 0.678 | 0.678 | 0.000 |
| 4 | 645 | 0.678 | 0.678 | 0.000 |
| 4 | 788 | 0.683 | 0.683 | 0.000 |
| 5 | 959 | 0.679 | 0.679 | 0.000 |
| 5 | 991 | 0.677 | 0.677 | 0.000 |
| 5 | 1000 | 0.676 | 0.676 | 0.000 |
| 5 | 1011 | 0.677 | 0.677 | 0.000 |
| 5 | 1087 | 0.681 | 0.681 | 0.000 |
| 5 | 1097 | 0.680 | 0.680 | 0.000 |
| 10 | 180 | 0.679 | 0.679 | 0.000 |
| 10 | 236 | 0.679 | 0.679 | 0.000 |
| 10 | 246 | 0.678 | 0.678 | 0.000 |
| 12 | 190 | 0.680 | 0.681 | 0.000 |
| 12 | 266 | 0.679 | 0.679 | 0.000 |
| 12 | 308 | 0.680 | 0.680 | 0.000 |
| 15 | 848 | 0.682 | 0.682 | 0.000 |
| 15 | 878 | 0.678 | 0.678 | 0.000 |
| 15 | 880 | 0.681 | 0.681 | 0.000 |
| 15 | 942 | 0.680 | 0.680 | 0.000 |
| 15 | 947 | 0.679 | 0.679 | 0.000 |
| 15 | 962 | 0.683 | 0.683 | 0.000 |
| 30 | 1141 | 0.681 | 0.681 | 0.000 |
| 30 | 1242 | 0.681 | 0.681 | 0.000 |
| 30 | 1417 | 0.681 | 0.681 | 0.000 |
| 32 | 1126 | 0.680 | 0.680 | 0.000 |
| 32 | 1165 | 0.682 | 0.682 | 0.000 |
| 32 | 1300 | 0.682 | 0.682 | 0.000 |
| 35 | 376 | 0.681 | 0.681 | 0.000 |
| 35 | 405 | 0.680 | 0.680 | 0.000 |
| 35 | 425 | 0.680 | 0.680 | 0.000 |
| 35 | 492 | 0.680 | 0.680 | 0.000 |
| 35 | 501 | 0.681 | 0.681 | 0.000 |
| 35 | 521 | 0.679 | 0.679 | 0.000 |
| 50 | 300 | 0.678 | 0.678 | 0.000 |
| 50 | 756 | 0.680 | 0.680 | 0.000 |
| 50 | 1100 | 0.681 | 0.681 | 0.000 |
| 52 | 451 | 0.680 | 0.680 | 0.000 |
| 52 | 587 | 0.678 | 0.679 | 0.000 |
| 52 | 956 | 0.678 | 0.677 | 0.000 |
| 55 | 198 | 0.680 | 0.680 | 0.000 |
| 55 | 220 | 0.678 | 0.678 | 0.000 |
| 55 | 665 | 0.679 | 0.679 | 0.000 |
| 55 | 818 | 0.680 | 0.680 | 0.000 |
| 55 | 1057 | 0.682 | 0.682 | 0.000 |
| 55 | 1137 | 0.681 | 0.681 | 0.000 |
| 100 | 448 | 0.677 | 0.677 | 0.000 |
| 100 | 938 | 0.680 | 0.680 | 0.000 |
| 100 | 1051 | 0.679 | 0.679 | 0.000 |
| 102 | 921 | 0.680 | 0.680 | 0.000 |
| 102 | 1113 | 0.680 | 0.680 | 0.000 |
| 102 | 1234 | 0.678 | 0.678 | 0.000 |
| 105 | 194 | 0.679 | 0.679 | 0.000 |
| 105 | 367 | 0.678 | 0.678 | 0.000 |
| 105 | 440 | 0.678 | 0.679 | 0.000 |
| 105 | 477 | 0.680 | 0.680 | 0.000 |
| 105 | 556 | 0.680 | 0.680 | 0.000 |
| 105 | 1213 | 0.680 | 0.680 | 0.000 |
| | Max | 0.683 | 0.683 | 0.000 |
| | Average | 0.680 | 0.680 | 0.000 |
| | Min | 0.676 | 0.676 | 0.000 |
| | Std Dev | 0.001 | 0.001 | 0.000 |

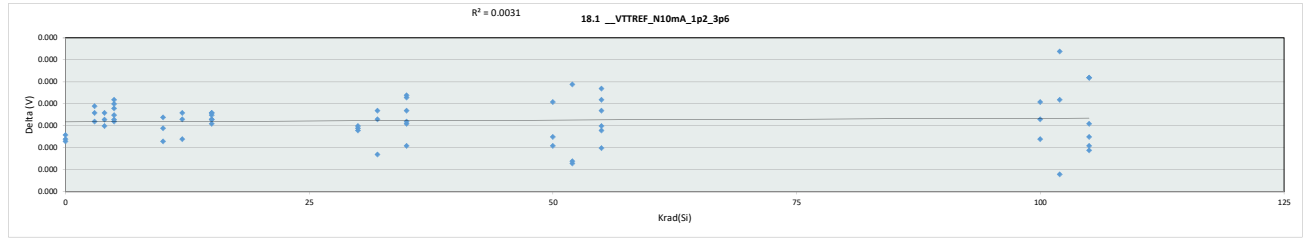


| 19.13_VTTREF_P10mA_1p35 | | | | | | | | | | | | | | | | |
|-------------------------|--------|-------------|-------|-----------|-----------|-------|-------|-------|-------|-------|-------|-------|-------|-------|-------|-------|
| Test Site | Tester | Test Number | Unit | Max Limit | Min Limit | | | | | | | | | | | |
| | | | V | 0.69525 | 0.6615 | | | | | | | | | | | |
| Krad(Si) | 0 | 3 | 4 | 5 | 10 | 12 | 15 | 30 | 32 | 35 | 50 | 52 | 55 | 100 | 102 | 105 |
| LL | 0.662 | 0.662 | 0.662 | 0.662 | 0.662 | 0.662 | 0.662 | 0.662 | 0.662 | 0.662 | 0.662 | 0.662 | 0.662 | 0.662 | 0.662 | 0.662 |
| Min | 0.680 | 0.679 | 0.678 | 0.676 | 0.678 | 0.679 | 0.678 | 0.681 | 0.680 | 0.679 | 0.678 | 0.677 | 0.678 | 0.677 | 0.678 | 0.678 |
| Average | 0.680 | 0.679 | 0.680 | 0.678 | 0.679 | 0.680 | 0.680 | 0.681 | 0.681 | 0.680 | 0.680 | 0.679 | 0.680 | 0.679 | 0.680 | 0.679 |
| Max | 0.681 | 0.679 | 0.683 | 0.681 | 0.679 | 0.681 | 0.683 | 0.681 | 0.682 | 0.681 | 0.681 | 0.680 | 0.682 | 0.680 | 0.680 | 0.680 |
| UL | 0.695 | 0.695 | 0.695 | 0.695 | 0.695 | 0.695 | 0.695 | 0.695 | 0.695 | 0.695 | 0.695 | 0.695 | 0.695 | 0.695 | 0.695 | 0.695 |

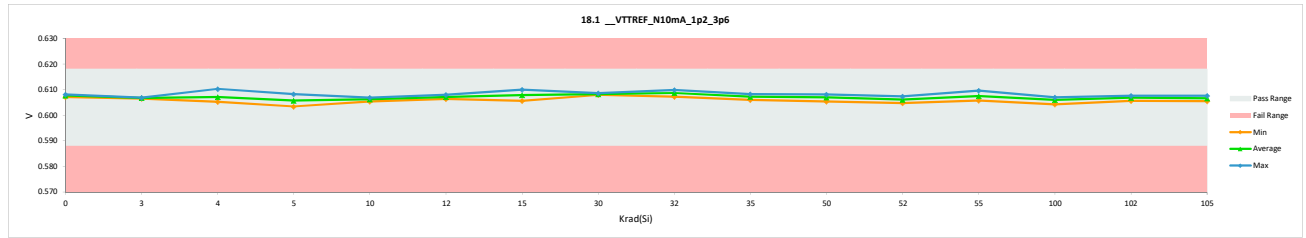


HDR TID Report
TPS7H3302-SP QML CALSS P

| 18.1_VTTREF_N10mA_1p2_3p6 | | | | |
|---------------------------|----------|-------------|-------|-------|
| Test Site | Tester | Test Number | Unit | |
| | | | V | V |
| Max Limit | | | 0.618 | 0.618 |
| Min Limit | | | 0.588 | 0.588 |
| Krad(Si) | Serial # | PRE | POST | Delta |
| 0 | 775 | 0.607 | 0.607 | 0.000 |
| 0 | 1088 | 0.608 | 0.608 | 0.000 |
| 0 | 1106 | 0.608 | 0.608 | 0.000 |
| 3 | 817 | 0.606 | 0.607 | 0.000 |
| 3 | 825 | 0.607 | 0.607 | 0.000 |
| 3 | 833 | 0.607 | 0.607 | 0.000 |
| 4 | 547 | 0.605 | 0.605 | 0.000 |
| 4 | 645 | 0.606 | 0.606 | 0.000 |
| 4 | 788 | 0.610 | 0.610 | 0.000 |
| 5 | 959 | 0.606 | 0.606 | 0.000 |
| 5 | 991 | 0.604 | 0.604 | 0.000 |
| 5 | 1000 | 0.603 | 0.603 | 0.000 |
| 5 | 1011 | 0.605 | 0.605 | 0.000 |
| 5 | 1087 | 0.608 | 0.608 | 0.000 |
| 5 | 1097 | 0.608 | 0.608 | 0.000 |
| 10 | 180 | 0.607 | 0.607 | 0.000 |
| 10 | 236 | 0.607 | 0.607 | 0.000 |
| 10 | 246 | 0.605 | 0.605 | 0.000 |
| 12 | 190 | 0.608 | 0.608 | 0.000 |
| 12 | 266 | 0.606 | 0.606 | 0.000 |
| 12 | 308 | 0.607 | 0.607 | 0.000 |
| 15 | 848 | 0.609 | 0.609 | 0.000 |
| 15 | 878 | 0.606 | 0.606 | 0.000 |
| 15 | 880 | 0.609 | 0.609 | 0.000 |
| 15 | 942 | 0.607 | 0.607 | 0.000 |
| 15 | 947 | 0.606 | 0.606 | 0.000 |
| 15 | 962 | 0.610 | 0.610 | 0.000 |
| 30 | 1141 | 0.609 | 0.609 | 0.000 |
| 30 | 1242 | 0.608 | 0.608 | 0.000 |
| 30 | 1417 | 0.608 | 0.608 | 0.000 |
| 32 | 1126 | 0.607 | 0.607 | 0.000 |
| 32 | 1165 | 0.609 | 0.609 | 0.000 |
| 32 | 1300 | 0.610 | 0.610 | 0.000 |
| 35 | 376 | 0.608 | 0.608 | 0.000 |
| 35 | 405 | 0.607 | 0.607 | 0.000 |
| 35 | 425 | 0.607 | 0.607 | 0.000 |
| 35 | 492 | 0.607 | 0.607 | 0.000 |
| 35 | 501 | 0.608 | 0.608 | 0.000 |
| 35 | 521 | 0.606 | 0.606 | 0.000 |
| 50 | 300 | 0.605 | 0.605 | 0.000 |
| 50 | 756 | 0.607 | 0.607 | 0.000 |
| 50 | 1100 | 0.608 | 0.608 | 0.000 |
| 52 | 451 | 0.608 | 0.607 | 0.000 |
| 52 | 587 | 0.606 | 0.606 | 0.000 |
| 52 | 956 | 0.605 | 0.605 | 0.000 |
| 55 | 198 | 0.607 | 0.608 | 0.000 |
| 55 | 220 | 0.606 | 0.606 | 0.000 |
| 55 | 665 | 0.606 | 0.606 | 0.000 |
| 55 | 818 | 0.607 | 0.607 | 0.000 |
| 55 | 1057 | 0.610 | 0.610 | 0.000 |
| 55 | 1137 | 0.609 | 0.609 | 0.000 |
| 100 | 448 | 0.604 | 0.604 | 0.000 |
| 100 | 938 | 0.607 | 0.607 | 0.000 |
| 100 | 1051 | 0.607 | 0.607 | 0.000 |
| 102 | 921 | 0.608 | 0.608 | 0.000 |
| 102 | 1113 | 0.607 | 0.608 | 0.000 |
| 102 | 1234 | 0.606 | 0.606 | 0.000 |
| 105 | 194 | 0.607 | 0.607 | 0.000 |
| 105 | 367 | 0.606 | 0.605 | 0.000 |
| 105 | 440 | 0.606 | 0.606 | 0.000 |
| 105 | 477 | 0.608 | 0.608 | 0.000 |
| 105 | 556 | 0.607 | 0.607 | 0.000 |
| 105 | 1213 | 0.607 | 0.607 | 0.000 |
| Max | | 0.610 | 0.610 | 0.000 |
| Average | | 0.607 | 0.607 | 0.000 |
| Min | | 0.603 | 0.603 | 0.000 |
| Std Dev | | 0.001 | 0.001 | 0.000 |

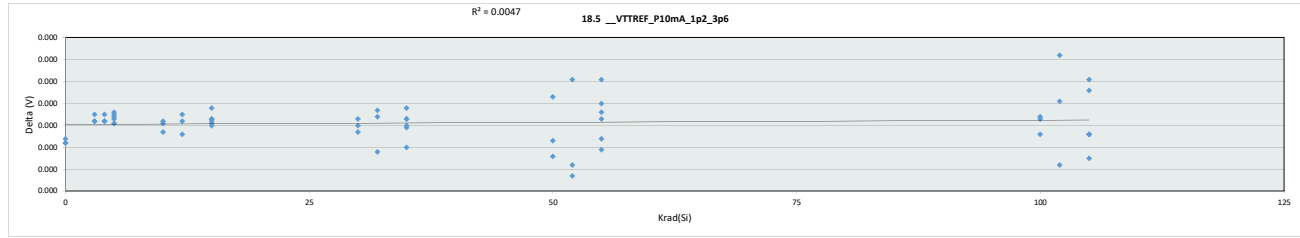


| 18.1_VTTREF_N10mA_1p2_3 | | | | | | | | | | | | | | | | |
|-------------------------|--------|-------------|-----------|-----------|-------|-------|-------|-------|-------|-------|-------|-------|-------|-------|-------|-------|
| Test Site | Tester | Test Number | Max Limit | Min Limit | | | | | | | | | | | | |
| | | | 0.618 | 0.588 | V | V | | | | | | | | | | |
| Max Limit | | | 0.618 | 0.588 | V | V | | | | | | | | | | |
| Min Limit | | | 0.588 | 0.588 | V | V | | | | | | | | | | |
| Krad(Si) | 0 | 3 | 4 | 5 | 10 | 12 | 15 | 30 | 32 | 35 | 50 | 52 | 55 | 100 | 102 | 105 |
| LL | 0.588 | 0.588 | 0.588 | 0.588 | 0.588 | 0.588 | 0.588 | 0.588 | 0.588 | 0.588 | 0.588 | 0.588 | 0.588 | 0.588 | 0.588 | 0.588 |
| Min | 0.607 | 0.607 | 0.605 | 0.603 | 0.605 | 0.606 | 0.606 | 0.608 | 0.607 | 0.606 | 0.607 | 0.606 | 0.606 | 0.604 | 0.606 | 0.605 |
| Average | 0.608 | 0.607 | 0.607 | 0.606 | 0.606 | 0.607 | 0.608 | 0.608 | 0.609 | 0.607 | 0.607 | 0.606 | 0.608 | 0.606 | 0.607 | 0.607 |
| Max | 0.608 | 0.607 | 0.610 | 0.608 | 0.607 | 0.608 | 0.610 | 0.609 | 0.610 | 0.608 | 0.608 | 0.607 | 0.610 | 0.607 | 0.608 | 0.608 |
| UL | 0.618 | 0.618 | 0.618 | 0.618 | 0.618 | 0.618 | 0.618 | 0.618 | 0.618 | 0.618 | 0.618 | 0.618 | 0.618 | 0.618 | 0.618 | 0.618 |

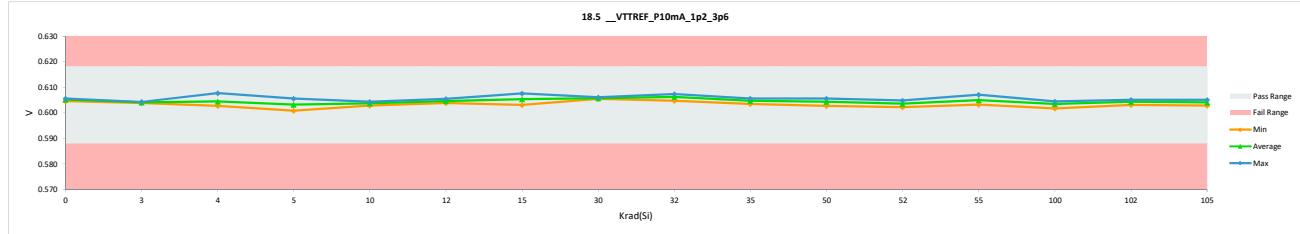


HDR TID Report
TPS7H3302-SP QML CALSS P

| 18.5_VTTREF_P10mA_ip2_3p6 | | | | |
|---------------------------|--------|-------------|-------|-------|
| Test Site | Tester | Test Number | Unit | Delta |
| 0 | 775 | 0.605 | 0.605 | 0.000 |
| 0 | 1088 | 0.606 | 0.606 | 0.000 |
| 0 | 1106 | 0.606 | 0.606 | 0.000 |
| 3 | 817 | 0.604 | 0.604 | 0.000 |
| 3 | 825 | 0.604 | 0.604 | 0.000 |
| 3 | 833 | 0.604 | 0.604 | 0.000 |
| 4 | 547 | 0.603 | 0.603 | 0.000 |
| 4 | 645 | 0.603 | 0.603 | 0.000 |
| 4 | 788 | 0.608 | 0.608 | 0.000 |
| 5 | 959 | 0.604 | 0.604 | 0.000 |
| 5 | 991 | 0.602 | 0.602 | 0.000 |
| 5 | 1000 | 0.601 | 0.601 | 0.000 |
| 5 | 1011 | 0.602 | 0.602 | 0.000 |
| 5 | 1087 | 0.606 | 0.606 | 0.000 |
| 5 | 1097 | 0.605 | 0.605 | 0.000 |
| 10 | 180 | 0.604 | 0.604 | 0.000 |
| 10 | 236 | 0.604 | 0.604 | 0.000 |
| 10 | 246 | 0.603 | 0.603 | 0.000 |
| 12 | 190 | 0.605 | 0.605 | 0.000 |
| 12 | 266 | 0.604 | 0.604 | 0.000 |
| 12 | 308 | 0.605 | 0.605 | 0.000 |
| 15 | 848 | 0.607 | 0.607 | 0.000 |
| 15 | 878 | 0.603 | 0.603 | 0.000 |
| 15 | 880 | 0.606 | 0.606 | 0.000 |
| 15 | 942 | 0.605 | 0.605 | 0.000 |
| 15 | 947 | 0.604 | 0.604 | 0.000 |
| 15 | 962 | 0.607 | 0.608 | 0.000 |
| 30 | 1141 | 0.606 | 0.606 | 0.000 |
| 30 | 1242 | 0.605 | 0.605 | 0.000 |
| 30 | 1417 | 0.606 | 0.606 | 0.000 |
| 32 | 1126 | 0.605 | 0.605 | 0.000 |
| 32 | 1165 | 0.607 | 0.607 | 0.000 |
| 32 | 1300 | 0.607 | 0.607 | 0.000 |
| 35 | 376 | 0.606 | 0.606 | 0.000 |
| 35 | 405 | 0.604 | 0.604 | 0.000 |
| 35 | 425 | 0.605 | 0.605 | 0.000 |
| 35 | 492 | 0.605 | 0.605 | 0.000 |
| 35 | 501 | 0.606 | 0.606 | 0.000 |
| 35 | 521 | 0.604 | 0.603 | 0.000 |
| 50 | 300 | 0.603 | 0.603 | 0.000 |
| 50 | 756 | 0.605 | 0.605 | 0.000 |
| 50 | 1100 | 0.606 | 0.606 | 0.000 |
| 52 | 451 | 0.605 | 0.605 | 0.000 |
| 52 | 587 | 0.603 | 0.604 | 0.000 |
| 52 | 956 | 0.602 | 0.602 | 0.000 |
| 55 | 198 | 0.605 | 0.605 | 0.000 |
| 55 | 220 | 0.603 | 0.603 | 0.000 |
| 55 | 665 | 0.604 | 0.604 | 0.000 |
| 55 | 818 | 0.604 | 0.605 | 0.000 |
| 55 | 1057 | 0.607 | 0.607 | 0.000 |
| 55 | 1137 | 0.606 | 0.606 | 0.000 |
| 100 | 448 | 0.602 | 0.602 | 0.000 |
| 100 | 938 | 0.604 | 0.604 | 0.000 |
| 100 | 1051 | 0.604 | 0.604 | 0.000 |
| 102 | 921 | 0.605 | 0.605 | 0.000 |
| 102 | 1113 | 0.605 | 0.605 | 0.000 |
| 102 | 1234 | 0.603 | 0.603 | 0.000 |
| 105 | 194 | 0.604 | 0.604 | 0.000 |
| 105 | 367 | 0.603 | 0.603 | 0.000 |
| 105 | 440 | 0.603 | 0.603 | 0.000 |
| 105 | 477 | 0.605 | 0.605 | 0.000 |
| 105 | 556 | 0.605 | 0.605 | 0.000 |
| 105 | 1213 | 0.605 | 0.605 | 0.000 |
| Max | | 0.608 | 0.608 | 0.000 |
| Average | | 0.605 | 0.605 | 0.000 |
| Min | | 0.601 | 0.601 | 0.000 |
| Std Dev | | 0.001 | 0.001 | 0.000 |

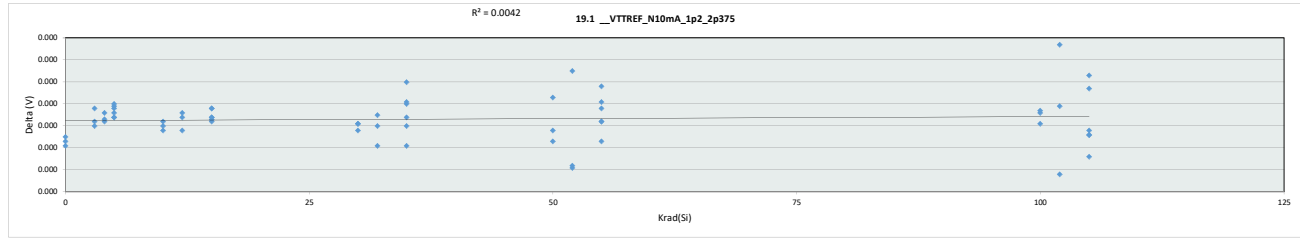


| 18.5_VTTREF_P10mA_ip2_3p6 | | | | | | | | | | | | | | | | | | | | | |
|---------------------------|--------|-------------|-----------|-----------|-------|-------|-------|-------|-------|-------|-------|-------|-------|-------|-------|-------|-------|-------|-------|-------|-------|
| Test Site | Tester | Test Number | Max Limit | Min Limit | 0 | 3 | 4 | 5 | 10 | 12 | 15 | 30 | 32 | 35 | 50 | 52 | 55 | 100 | 102 | 105 | |
| LL | | | 0.588 | 0.588 | 0.588 | 0.588 | 0.588 | 0.588 | 0.588 | 0.588 | 0.588 | 0.588 | 0.588 | 0.588 | 0.588 | 0.588 | 0.588 | 0.588 | 0.588 | 0.588 | 0.588 |
| Min | | | 0.605 | 0.604 | 0.603 | 0.601 | 0.603 | 0.601 | 0.603 | 0.604 | 0.605 | 0.605 | 0.605 | 0.605 | 0.603 | 0.603 | 0.603 | 0.602 | 0.603 | 0.602 | 0.603 |
| Average | | | 0.605 | 0.604 | 0.605 | 0.603 | 0.604 | 0.604 | 0.605 | 0.605 | 0.605 | 0.606 | 0.606 | 0.605 | 0.604 | 0.604 | 0.605 | 0.607 | 0.604 | 0.603 | 0.604 |
| Max | | | 0.606 | 0.604 | 0.608 | 0.606 | 0.604 | 0.605 | 0.606 | 0.605 | 0.608 | 0.606 | 0.607 | 0.606 | 0.606 | 0.605 | 0.606 | 0.605 | 0.604 | 0.605 | 0.605 |
| UL | | | 0.618 | 0.618 | 0.618 | 0.618 | 0.618 | 0.618 | 0.618 | 0.618 | 0.618 | 0.618 | 0.618 | 0.618 | 0.618 | 0.618 | 0.618 | 0.618 | 0.618 | 0.618 | 0.618 |

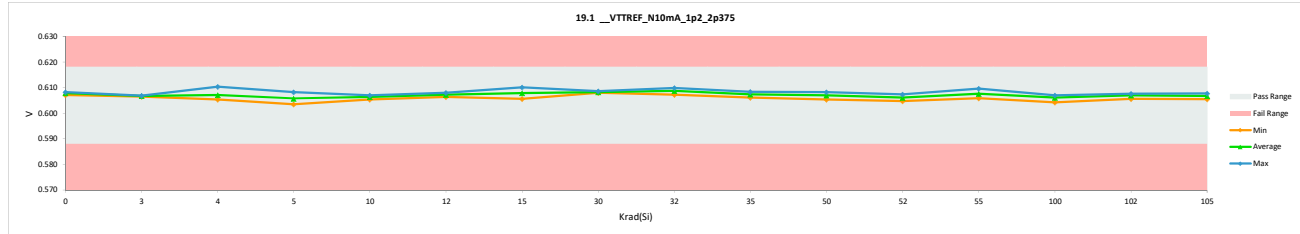


HDR TID Report
TPS7H3302-SP QML CALSS P

| 19.1_VTTREF_N10mA_1p2_2p375 | | | | |
|-----------------------------|----------|-------------|-------|-------|
| Test Site | Tester | Test Number | Unit | |
| | | | V | V |
| Max Limit | | | 0.618 | 0.618 |
| Min Limit | | | 0.588 | 0.588 |
| Krad(Si) | Serial # | PRE | POST | Delta |
| 0 | 775 | 0.607 | 0.607 | 0.000 |
| 0 | 1088 | 0.608 | 0.608 | 0.000 |
| 0 | 1106 | 0.608 | 0.608 | 0.000 |
| 3 | 817 | 0.607 | 0.607 | 0.000 |
| 3 | 825 | 0.607 | 0.607 | 0.000 |
| 3 | 833 | 0.607 | 0.607 | 0.000 |
| 4 | 547 | 0.605 | 0.605 | 0.000 |
| 4 | 645 | 0.606 | 0.606 | 0.000 |
| 4 | 788 | 0.610 | 0.610 | 0.000 |
| 5 | 959 | 0.606 | 0.606 | 0.000 |
| 5 | 991 | 0.604 | 0.604 | 0.000 |
| 5 | 1000 | 0.603 | 0.603 | 0.000 |
| 5 | 1011 | 0.605 | 0.605 | 0.000 |
| 5 | 1087 | 0.608 | 0.608 | 0.000 |
| 5 | 1097 | 0.608 | 0.608 | 0.000 |
| 10 | 180 | 0.607 | 0.607 | 0.000 |
| 10 | 236 | 0.607 | 0.607 | 0.000 |
| 10 | 246 | 0.605 | 0.605 | 0.000 |
| 12 | 190 | 0.608 | 0.608 | 0.000 |
| 12 | 266 | 0.606 | 0.606 | 0.000 |
| 12 | 308 | 0.607 | 0.607 | 0.000 |
| 15 | 848 | 0.609 | 0.609 | 0.000 |
| 15 | 878 | 0.606 | 0.606 | 0.000 |
| 15 | 880 | 0.609 | 0.609 | 0.000 |
| 15 | 942 | 0.607 | 0.607 | 0.000 |
| 15 | 947 | 0.606 | 0.606 | 0.000 |
| 15 | 962 | 0.610 | 0.610 | 0.000 |
| 30 | 1141 | 0.609 | 0.609 | 0.000 |
| 30 | 1242 | 0.608 | 0.608 | 0.000 |
| 30 | 1417 | 0.608 | 0.608 | 0.000 |
| 32 | 1126 | 0.607 | 0.607 | 0.000 |
| 32 | 1165 | 0.609 | 0.609 | 0.000 |
| 32 | 1300 | 0.610 | 0.610 | 0.000 |
| 35 | 376 | 0.608 | 0.608 | 0.000 |
| 35 | 405 | 0.607 | 0.607 | 0.000 |
| 35 | 425 | 0.607 | 0.607 | 0.000 |
| 35 | 492 | 0.607 | 0.607 | 0.000 |
| 35 | 501 | 0.608 | 0.608 | 0.000 |
| 35 | 521 | 0.606 | 0.606 | 0.000 |
| 50 | 300 | 0.605 | 0.605 | 0.000 |
| 50 | 756 | 0.607 | 0.607 | 0.000 |
| 50 | 1100 | 0.608 | 0.608 | 0.000 |
| 52 | 451 | 0.608 | 0.607 | 0.000 |
| 52 | 587 | 0.606 | 0.606 | 0.000 |
| 52 | 956 | 0.605 | 0.605 | 0.000 |
| 55 | 198 | 0.608 | 0.608 | 0.000 |
| 55 | 220 | 0.606 | 0.606 | 0.000 |
| 55 | 665 | 0.606 | 0.607 | 0.000 |
| 55 | 818 | 0.607 | 0.607 | 0.000 |
| 55 | 1057 | 0.610 | 0.610 | 0.000 |
| 55 | 1137 | 0.609 | 0.609 | 0.000 |
| 100 | 448 | 0.604 | 0.604 | 0.000 |
| 100 | 938 | 0.607 | 0.607 | 0.000 |
| 100 | 1051 | 0.607 | 0.607 | 0.000 |
| 102 | 921 | 0.608 | 0.608 | 0.000 |
| 102 | 1113 | 0.607 | 0.608 | 0.000 |
| 102 | 1234 | 0.606 | 0.606 | 0.000 |
| 105 | 194 | 0.607 | 0.607 | 0.000 |
| 105 | 367 | 0.606 | 0.605 | 0.000 |
| 105 | 440 | 0.606 | 0.606 | 0.000 |
| 105 | 477 | 0.608 | 0.608 | 0.000 |
| 105 | 556 | 0.607 | 0.607 | 0.000 |
| 105 | 1213 | 0.607 | 0.607 | 0.000 |
| Max | | 0.610 | 0.610 | 0.000 |
| Average | | 0.607 | 0.607 | 0.000 |
| Min | | 0.603 | 0.603 | 0.000 |
| Std Dev | | 0.001 | 0.001 | 0.000 |

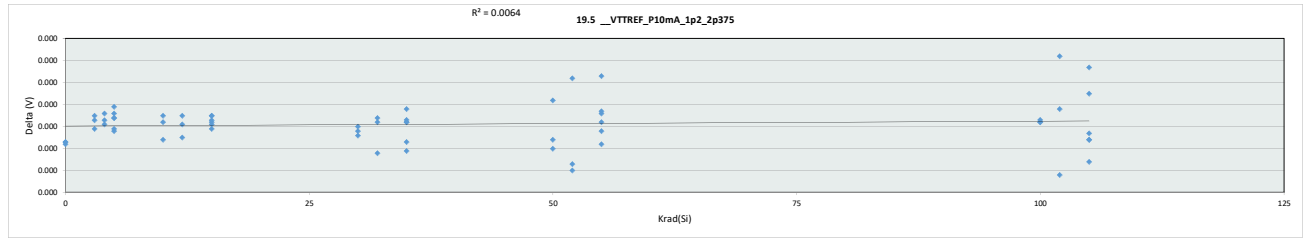


| 19.1_VTTREF_N10mA_1p2_2 | | | | | | | | | | | | | | | | |
|-------------------------|--------|-------------|-------|-------|-------|-------|-------|-------|-------|-------|-------|-------|-------|-------|-------|-------|
| Test Site | Tester | Test Number | Unit | | | | | | | | | | | | | |
| Max Limit | | | 0.618 | V | | | | | | | | | | | | |
| Min Limit | | | 0.588 | V | | | | | | | | | | | | |
| Krad(Si) | 0 | 3 | 4 | 5 | 10 | 12 | 15 | 30 | 32 | 35 | 50 | 52 | 55 | 100 | 102 | 105 |
| LL | 0.588 | 0.588 | 0.588 | 0.588 | 0.588 | 0.588 | 0.588 | 0.588 | 0.588 | 0.588 | 0.588 | 0.588 | 0.588 | 0.588 | 0.588 | 0.588 |
| Min | 0.607 | 0.607 | 0.605 | 0.603 | 0.605 | 0.606 | 0.606 | 0.608 | 0.607 | 0.606 | 0.608 | 0.605 | 0.608 | 0.606 | 0.604 | 0.606 |
| Average | 0.608 | 0.607 | 0.607 | 0.606 | 0.606 | 0.607 | 0.608 | 0.608 | 0.609 | 0.607 | 0.607 | 0.606 | 0.608 | 0.606 | 0.607 | 0.607 |
| Max | 0.608 | 0.607 | 0.610 | 0.608 | 0.607 | 0.608 | 0.610 | 0.609 | 0.610 | 0.608 | 0.608 | 0.607 | 0.610 | 0.607 | 0.608 | 0.608 |
| UL | 0.618 | 0.618 | 0.618 | 0.618 | 0.618 | 0.618 | 0.618 | 0.618 | 0.618 | 0.618 | 0.618 | 0.618 | 0.618 | 0.618 | 0.618 | 0.618 |

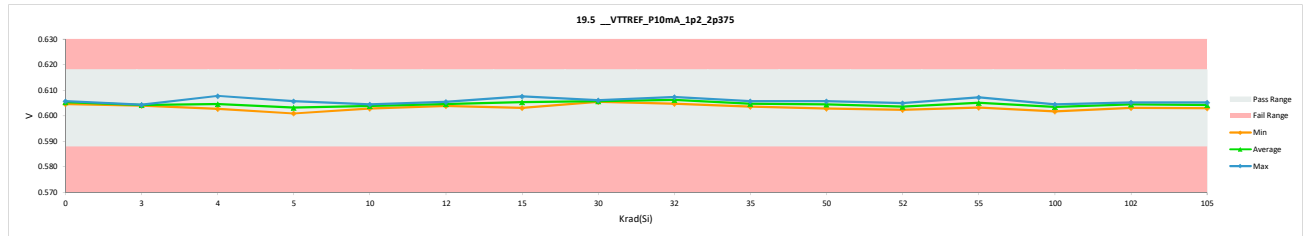


HDR TID Report
TPS7H3302-SP QML CALSS P

| 19.5_VTTREF_P10mA_ip2_2p375 | | | | |
|-----------------------------|----------|-------------|-------|-------|
| Test Site | Tester | Test Number | Unit | |
| | | | V | V |
| Max Limit | | | 0.618 | 0.618 |
| Min Limit | | | 0.588 | 0.588 |
| Krad(Si) | Serial # | PRE | POST | Delta |
| 0 | 775 | 0.605 | 0.605 | 0.000 |
| 0 | 1088 | 0.606 | 0.606 | 0.000 |
| 0 | 1106 | 0.606 | 0.606 | 0.000 |
| 3 | 817 | 0.604 | 0.604 | 0.000 |
| 3 | 825 | 0.604 | 0.604 | 0.000 |
| 3 | 833 | 0.604 | 0.604 | 0.000 |
| 4 | 547 | 0.603 | 0.603 | 0.000 |
| 4 | 645 | 0.603 | 0.603 | 0.000 |
| 4 | 788 | 0.608 | 0.608 | 0.000 |
| 5 | 959 | 0.604 | 0.604 | 0.000 |
| 5 | 991 | 0.602 | 0.602 | 0.000 |
| 5 | 1000 | 0.601 | 0.601 | 0.000 |
| 5 | 1011 | 0.602 | 0.602 | 0.000 |
| 5 | 1087 | 0.606 | 0.606 | 0.000 |
| 5 | 1097 | 0.605 | 0.605 | 0.000 |
| 10 | 180 | 0.604 | 0.604 | 0.000 |
| 10 | 236 | 0.604 | 0.604 | 0.000 |
| 10 | 246 | 0.603 | 0.603 | 0.000 |
| 12 | 190 | 0.605 | 0.605 | 0.000 |
| 12 | 266 | 0.604 | 0.604 | 0.000 |
| 12 | 308 | 0.605 | 0.605 | 0.000 |
| 15 | 848 | 0.607 | 0.607 | 0.000 |
| 15 | 878 | 0.603 | 0.603 | 0.000 |
| 15 | 880 | 0.606 | 0.606 | 0.000 |
| 15 | 942 | 0.605 | 0.605 | 0.000 |
| 15 | 947 | 0.604 | 0.604 | 0.000 |
| 15 | 962 | 0.608 | 0.608 | 0.000 |
| 30 | 1141 | 0.606 | 0.606 | 0.000 |
| 30 | 1242 | 0.606 | 0.605 | 0.000 |
| 30 | 1417 | 0.606 | 0.606 | 0.000 |
| 32 | 1126 | 0.605 | 0.605 | 0.000 |
| 32 | 1165 | 0.607 | 0.607 | 0.000 |
| 32 | 1300 | 0.607 | 0.607 | 0.000 |
| 35 | 376 | 0.606 | 0.606 | 0.000 |
| 35 | 405 | 0.604 | 0.605 | 0.000 |
| 35 | 425 | 0.605 | 0.605 | 0.000 |
| 35 | 492 | 0.605 | 0.605 | 0.000 |
| 35 | 501 | 0.606 | 0.606 | 0.000 |
| 35 | 521 | 0.604 | 0.604 | 0.000 |
| 50 | 300 | 0.603 | 0.603 | 0.000 |
| 50 | 756 | 0.605 | 0.605 | 0.000 |
| 50 | 1100 | 0.606 | 0.606 | 0.000 |
| 52 | 451 | 0.605 | 0.605 | 0.000 |
| 52 | 587 | 0.603 | 0.604 | 0.000 |
| 52 | 956 | 0.602 | 0.602 | 0.000 |
| 55 | 198 | 0.605 | 0.605 | 0.000 |
| 55 | 220 | 0.603 | 0.603 | 0.000 |
| 55 | 665 | 0.604 | 0.604 | 0.000 |
| 55 | 818 | 0.605 | 0.605 | 0.000 |
| 55 | 1057 | 0.607 | 0.607 | 0.000 |
| 55 | 1137 | 0.606 | 0.606 | 0.000 |
| 100 | 448 | 0.602 | 0.602 | 0.000 |
| 100 | 938 | 0.604 | 0.605 | 0.000 |
| 100 | 1051 | 0.604 | 0.604 | 0.000 |
| 102 | 921 | 0.605 | 0.605 | 0.000 |
| 102 | 1113 | 0.605 | 0.605 | 0.000 |
| 102 | 1234 | 0.603 | 0.603 | 0.000 |
| 105 | 194 | 0.604 | 0.604 | 0.000 |
| 105 | 367 | 0.603 | 0.603 | 0.000 |
| 105 | 440 | 0.603 | 0.604 | 0.000 |
| 105 | 477 | 0.605 | 0.605 | 0.000 |
| 105 | 556 | 0.605 | 0.605 | 0.000 |
| 105 | 1213 | 0.605 | 0.605 | 0.000 |
| Max | | 0.608 | 0.608 | 0.000 |
| Average | | 0.605 | 0.605 | 0.000 |
| Min | | 0.601 | 0.601 | 0.000 |
| Std Dev | | 0.001 | 0.001 | 0.000 |

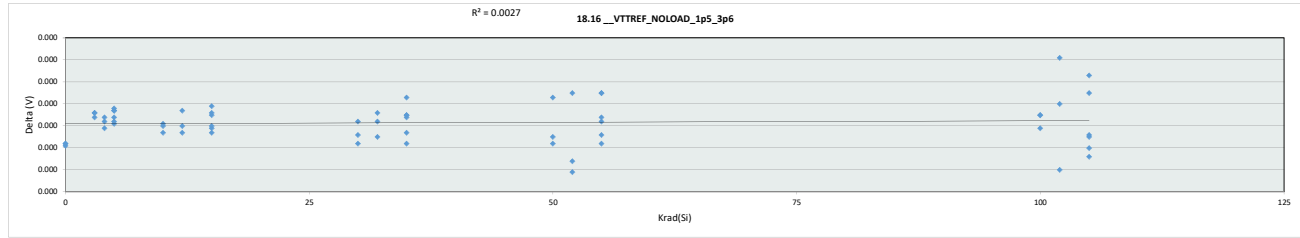


| 19.5_VTTREF_P10mA_ip2_2 | | | | | | | | | | | | | | | | |
|-------------------------|--------|-------------|-------|-------|-------|-------|-------|-------|-------|-------|-------|-------|-------|-------|-------|-------|
| Test Site | Tester | Test Number | Unit | | | | | | | | | | | | | |
| | | | V | | | | | | | | | | | | | |
| Max Limit | | | 0.618 | | | | | | | | | | | | | |
| Min Limit | | | 0.588 | | | | | | | | | | | | | |
| Krad(Si) | 0 | 3 | 4 | 5 | 10 | 12 | 15 | 30 | 32 | 35 | 50 | 52 | 55 | 100 | 102 | 105 |
| LL | 0.588 | 0.588 | 0.588 | 0.588 | 0.588 | 0.588 | 0.588 | 0.588 | 0.588 | 0.588 | 0.588 | 0.588 | 0.588 | 0.588 | 0.588 | 0.588 |
| Min | 0.605 | 0.604 | 0.603 | 0.601 | 0.603 | 0.604 | 0.603 | 0.605 | 0.605 | 0.604 | 0.603 | 0.602 | 0.603 | 0.602 | 0.603 | 0.603 |
| Average | 0.605 | 0.604 | 0.605 | 0.603 | 0.604 | 0.605 | 0.605 | 0.606 | 0.606 | 0.605 | 0.604 | 0.604 | 0.605 | 0.604 | 0.604 | 0.604 |
| Max | 0.606 | 0.604 | 0.608 | 0.606 | 0.604 | 0.605 | 0.608 | 0.606 | 0.607 | 0.606 | 0.606 | 0.605 | 0.607 | 0.605 | 0.605 | 0.605 |
| UL | 0.618 | 0.618 | 0.618 | 0.618 | 0.618 | 0.618 | 0.618 | 0.618 | 0.618 | 0.618 | 0.618 | 0.618 | 0.618 | 0.618 | 0.618 | 0.618 |

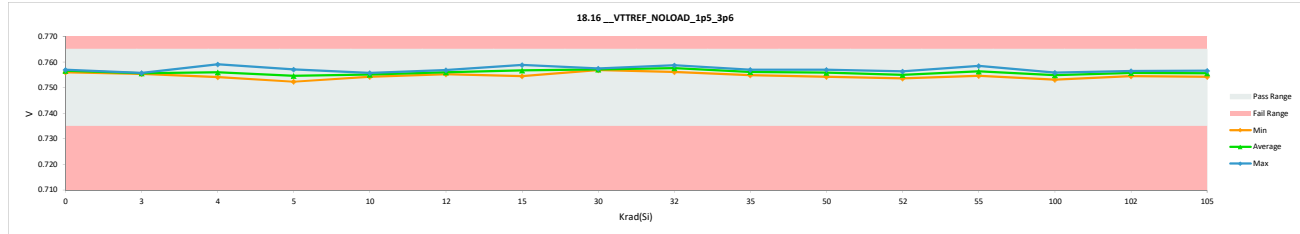


HDR TID Report
TPS7H3302-SP QML CALSS P

| 18.16_VTTREF_NOLOAD_1p5_3p6 | | | | |
|-----------------------------|----------|-------------|-------|-------|
| Test Site | Tester | Test Number | Unit | |
| | | | V | V |
| Max Limit | | | 0.765 | 0.765 |
| Min Limit | | | 0.735 | 0.735 |
| Krad(Si) | Serial # | PRE | POST | Delta |
| 0 | 775 | 0.756 | 0.756 | 0.000 |
| 0 | 1088 | 0.757 | 0.757 | 0.000 |
| 0 | 1106 | 0.757 | 0.757 | 0.000 |
| 3 | 817 | 0.755 | 0.755 | 0.000 |
| 3 | 825 | 0.756 | 0.756 | 0.000 |
| 3 | 833 | 0.756 | 0.756 | 0.000 |
| 4 | 547 | 0.754 | 0.754 | 0.000 |
| 4 | 645 | 0.755 | 0.755 | 0.000 |
| 4 | 788 | 0.759 | 0.759 | 0.000 |
| 5 | 959 | 0.755 | 0.755 | 0.000 |
| 5 | 991 | 0.753 | 0.753 | 0.000 |
| 5 | 1000 | 0.752 | 0.752 | 0.000 |
| 5 | 1011 | 0.753 | 0.754 | 0.000 |
| 5 | 1087 | 0.757 | 0.757 | 0.000 |
| 5 | 1097 | 0.757 | 0.757 | 0.000 |
| 10 | 180 | 0.756 | 0.756 | 0.000 |
| 10 | 236 | 0.756 | 0.756 | 0.000 |
| 10 | 246 | 0.754 | 0.754 | 0.000 |
| 12 | 190 | 0.757 | 0.757 | 0.000 |
| 12 | 266 | 0.755 | 0.755 | 0.000 |
| 12 | 308 | 0.756 | 0.756 | 0.000 |
| 15 | 848 | 0.758 | 0.758 | 0.000 |
| 15 | 878 | 0.755 | 0.755 | 0.000 |
| 15 | 880 | 0.758 | 0.758 | 0.000 |
| 15 | 942 | 0.756 | 0.756 | 0.000 |
| 15 | 947 | 0.755 | 0.755 | 0.000 |
| 15 | 962 | 0.759 | 0.759 | 0.000 |
| 30 | 1141 | 0.758 | 0.758 | 0.000 |
| 30 | 1242 | 0.757 | 0.757 | 0.000 |
| 30 | 1417 | 0.757 | 0.757 | 0.000 |
| 32 | 1126 | 0.756 | 0.756 | 0.000 |
| 32 | 1165 | 0.758 | 0.758 | 0.000 |
| 32 | 1300 | 0.759 | 0.759 | 0.000 |
| 35 | 376 | 0.757 | 0.757 | 0.000 |
| 35 | 405 | 0.756 | 0.756 | 0.000 |
| 35 | 425 | 0.756 | 0.756 | 0.000 |
| 35 | 492 | 0.756 | 0.756 | 0.000 |
| 35 | 501 | 0.757 | 0.757 | 0.000 |
| 35 | 521 | 0.755 | 0.755 | 0.000 |
| 50 | 300 | 0.754 | 0.754 | 0.000 |
| 50 | 756 | 0.756 | 0.756 | 0.000 |
| 50 | 1100 | 0.757 | 0.757 | 0.000 |
| 52 | 451 | 0.757 | 0.756 | 0.000 |
| 52 | 587 | 0.755 | 0.755 | 0.000 |
| 52 | 956 | 0.754 | 0.754 | 0.000 |
| 55 | 198 | 0.756 | 0.756 | 0.000 |
| 55 | 220 | 0.755 | 0.755 | 0.000 |
| 55 | 665 | 0.755 | 0.755 | 0.000 |
| 55 | 818 | 0.756 | 0.756 | 0.000 |
| 55 | 1057 | 0.759 | 0.758 | 0.000 |
| 55 | 1137 | 0.758 | 0.758 | 0.000 |
| 100 | 448 | 0.753 | 0.753 | 0.000 |
| 100 | 938 | 0.756 | 0.756 | 0.000 |
| 100 | 1051 | 0.756 | 0.756 | 0.000 |
| 102 | 921 | 0.756 | 0.757 | 0.000 |
| 102 | 1113 | 0.756 | 0.756 | 0.000 |
| 102 | 1234 | 0.755 | 0.755 | 0.000 |
| 105 | 194 | 0.756 | 0.756 | 0.000 |
| 105 | 367 | 0.754 | 0.754 | 0.000 |
| 105 | 440 | 0.755 | 0.755 | 0.000 |
| 105 | 477 | 0.757 | 0.757 | 0.000 |
| 105 | 556 | 0.756 | 0.756 | 0.000 |
| 105 | 1213 | 0.756 | 0.756 | 0.000 |
| Max | | 0.759 | 0.759 | 0.000 |
| Average | | 0.756 | 0.756 | 0.000 |
| Min | | 0.752 | 0.752 | 0.000 |
| Std Dev | | 0.001 | 0.001 | 0.000 |

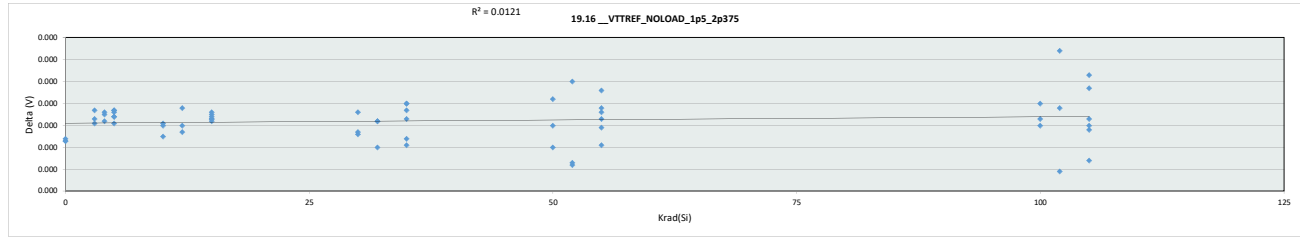


| 18.16_VTTREF_NOLOAD_1p5 | | | | | | | | | | | | | | | | |
|-------------------------|--------|-------------|-----------|-----------|-------|-------|-------|-------|-------|-------|-------|-------|-------|-------|-------|-------|
| Test Site | Tester | Test Number | Max Limit | Min Limit | | | | | | | | | | | | |
| | | | 0.765 | 0.735 | | | | | | | | | | | | |
| | | | 0.735 | V | | | | | | | | | | | | |
| Krad(Si) | 0 | 3 | 4 | 5 | 10 | 12 | 15 | 30 | 32 | 35 | 50 | 52 | 55 | 100 | 102 | 105 |
| LL | 0.735 | 0.735 | 0.735 | 0.735 | 0.735 | 0.735 | 0.735 | 0.735 | 0.735 | 0.735 | 0.735 | 0.735 | 0.735 | 0.735 | 0.735 | 0.735 |
| Min | 0.756 | 0.755 | 0.754 | 0.752 | 0.754 | 0.755 | 0.755 | 0.756 | 0.756 | 0.755 | 0.754 | 0.754 | 0.755 | 0.753 | 0.755 | 0.754 |
| Average | 0.757 | 0.756 | 0.756 | 0.755 | 0.755 | 0.756 | 0.757 | 0.757 | 0.758 | 0.756 | 0.756 | 0.755 | 0.756 | 0.755 | 0.756 | 0.756 |
| Max | 0.757 | 0.756 | 0.759 | 0.757 | 0.756 | 0.757 | 0.759 | 0.758 | 0.759 | 0.757 | 0.757 | 0.756 | 0.758 | 0.756 | 0.757 | 0.757 |
| UL | 0.765 | 0.765 | 0.765 | 0.765 | 0.765 | 0.765 | 0.765 | 0.765 | 0.765 | 0.765 | 0.765 | 0.765 | 0.765 | 0.765 | 0.765 | 0.765 |

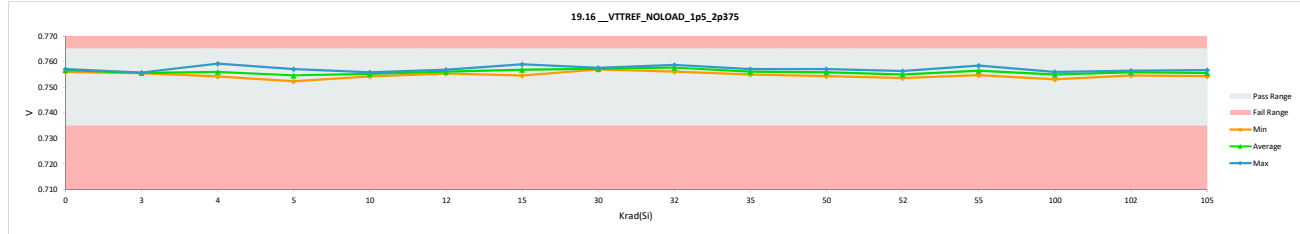


HDR TID Report
TPS7H3302-SP QML CALSS P

| 19.16_VTTREF_NOLOAD_1p5_2p375 | | | | |
|-------------------------------|----------|-------------|-------|-------|
| Test Site | Tester | Test Number | Unit | |
| | | V | V | |
| Max Limit | | 0.765 | 0.765 | |
| Min Limit | | 0.735 | 0.735 | |
| Krad(Si) | Serial # | PRE | POST | Delta |
| 0 | 775 | 0.756 | 0.756 | 0.000 |
| 0 | 1088 | 0.757 | 0.757 | 0.000 |
| 0 | 1106 | 0.757 | 0.757 | 0.000 |
| 3 | 817 | 0.755 | 0.755 | 0.000 |
| 3 | 825 | 0.756 | 0.756 | 0.000 |
| 3 | 833 | 0.756 | 0.756 | 0.000 |
| 4 | 547 | 0.754 | 0.754 | 0.000 |
| 4 | 645 | 0.755 | 0.755 | 0.000 |
| 4 | 788 | 0.759 | 0.759 | 0.000 |
| 5 | 959 | 0.755 | 0.755 | 0.000 |
| 5 | 991 | 0.753 | 0.753 | 0.000 |
| 5 | 1000 | 0.752 | 0.752 | 0.000 |
| 5 | 1011 | 0.753 | 0.754 | 0.000 |
| 5 | 1087 | 0.757 | 0.757 | 0.000 |
| 5 | 1097 | 0.757 | 0.757 | 0.000 |
| 10 | 180 | 0.756 | 0.756 | 0.000 |
| 10 | 236 | 0.756 | 0.756 | 0.000 |
| 10 | 246 | 0.754 | 0.754 | 0.000 |
| 12 | 190 | 0.757 | 0.757 | 0.000 |
| 12 | 266 | 0.755 | 0.755 | 0.000 |
| 12 | 308 | 0.756 | 0.756 | 0.000 |
| 15 | 848 | 0.758 | 0.758 | 0.000 |
| 15 | 878 | 0.755 | 0.755 | 0.000 |
| 15 | 880 | 0.758 | 0.758 | 0.000 |
| 15 | 942 | 0.756 | 0.756 | 0.000 |
| 15 | 947 | 0.755 | 0.755 | 0.000 |
| 15 | 962 | 0.759 | 0.759 | 0.000 |
| 30 | 1141 | 0.758 | 0.758 | 0.000 |
| 30 | 1242 | 0.757 | 0.757 | 0.000 |
| 30 | 1417 | 0.757 | 0.757 | 0.000 |
| 32 | 1126 | 0.756 | 0.756 | 0.000 |
| 32 | 1165 | 0.758 | 0.758 | 0.000 |
| 32 | 1300 | 0.759 | 0.759 | 0.000 |
| 35 | 376 | 0.757 | 0.757 | 0.000 |
| 35 | 405 | 0.756 | 0.756 | 0.000 |
| 35 | 425 | 0.756 | 0.756 | 0.000 |
| 35 | 492 | 0.756 | 0.756 | 0.000 |
| 35 | 501 | 0.757 | 0.757 | 0.000 |
| 35 | 521 | 0.755 | 0.755 | 0.000 |
| 50 | 300 | 0.754 | 0.754 | 0.000 |
| 50 | 756 | 0.756 | 0.756 | 0.000 |
| 50 | 1100 | 0.757 | 0.757 | 0.000 |
| 52 | 451 | 0.757 | 0.756 | 0.000 |
| 52 | 587 | 0.755 | 0.755 | 0.000 |
| 52 | 956 | 0.754 | 0.754 | 0.000 |
| 55 | 198 | 0.756 | 0.756 | 0.000 |
| 55 | 220 | 0.755 | 0.755 | 0.000 |
| 55 | 665 | 0.755 | 0.755 | 0.000 |
| 55 | 818 | 0.756 | 0.756 | 0.000 |
| 55 | 1057 | 0.759 | 0.759 | 0.000 |
| 55 | 1137 | 0.758 | 0.758 | 0.000 |
| 100 | 448 | 0.753 | 0.753 | 0.000 |
| 100 | 938 | 0.756 | 0.756 | 0.000 |
| 100 | 1051 | 0.756 | 0.756 | 0.000 |
| 102 | 921 | 0.756 | 0.757 | 0.000 |
| 102 | 1113 | 0.756 | 0.757 | 0.000 |
| 102 | 1234 | 0.755 | 0.755 | 0.000 |
| 105 | 194 | 0.756 | 0.756 | 0.000 |
| 105 | 367 | 0.755 | 0.754 | 0.000 |
| 105 | 440 | 0.755 | 0.755 | 0.000 |
| 105 | 477 | 0.757 | 0.757 | 0.000 |
| 105 | 556 | 0.756 | 0.756 | 0.000 |
| 105 | 1213 | 0.756 | 0.756 | 0.000 |
| Max | | 0.759 | 0.759 | 0.000 |
| Average | | 0.756 | 0.756 | 0.000 |
| Min | | 0.752 | 0.752 | 0.000 |
| Std Dev | | 0.001 | 0.001 | 0.000 |

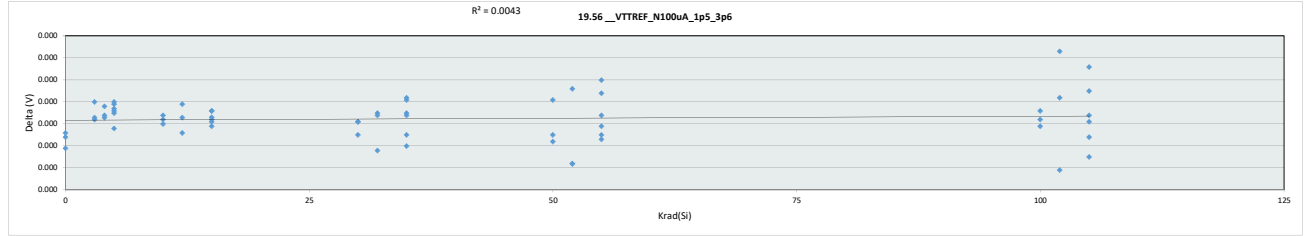


| 19.16_VTTREF_NOLOAD_1p5 | | | | | | | | | | | | | | | | |
|-------------------------|--------|-------------|-----------|-----------|-------|-------|-------|-------|-------|-------|-------|-------|-------|-------|-------|-------|
| Test Site | Tester | Test Number | Max Limit | Min Limit | | | | | | | | | | | | |
| | | V | 0.765 | 0.735 | | | | | | | | | | | | |
| Krad(Si) | 0 | 3 | 4 | 5 | 10 | 12 | 15 | 30 | 32 | 35 | 50 | 52 | 55 | 100 | 102 | 105 |
| LL | 0.735 | 0.735 | 0.735 | 0.735 | 0.735 | 0.735 | 0.735 | 0.735 | 0.735 | 0.735 | 0.735 | 0.735 | 0.735 | 0.735 | 0.735 | 0.735 |
| Min | 0.756 | 0.755 | 0.754 | 0.752 | 0.754 | 0.755 | 0.755 | 0.756 | 0.757 | 0.758 | 0.756 | 0.754 | 0.755 | 0.753 | 0.755 | 0.754 |
| Average | 0.757 | 0.756 | 0.756 | 0.755 | 0.755 | 0.756 | 0.757 | 0.757 | 0.758 | 0.756 | 0.756 | 0.755 | 0.756 | 0.755 | 0.756 | 0.756 |
| Max | 0.757 | 0.756 | 0.759 | 0.757 | 0.756 | 0.757 | 0.759 | 0.758 | 0.759 | 0.757 | 0.757 | 0.756 | 0.759 | 0.756 | 0.757 | 0.757 |
| UL | 0.765 | 0.765 | 0.765 | 0.765 | 0.765 | 0.765 | 0.765 | 0.765 | 0.765 | 0.765 | 0.765 | 0.765 | 0.765 | 0.765 | 0.765 | 0.765 |

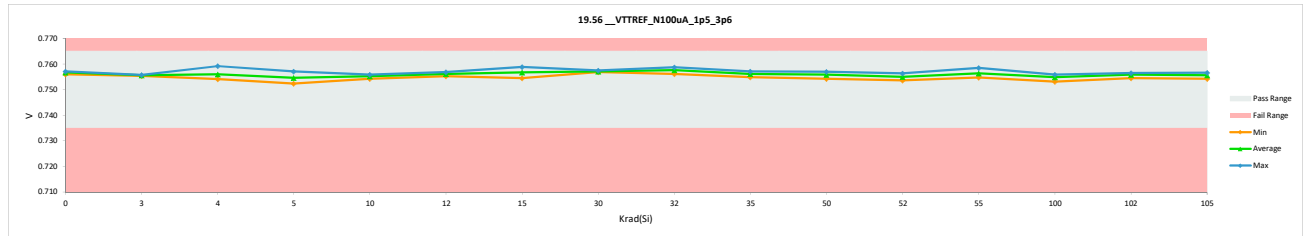


HDR TID Report
TPS7H3302-SP QML CALSS P

| 19.56_VTTREF_N100uA_1p5_3p6 | | | | |
|-----------------------------|----------|-------|-------|-------|
| Test Site | Serial # | PRE | POST | Delta |
| Tester | | | | |
| Test Number | | | | |
| Unit | V | V | | |
| Max Limit | 0.765 | 0.765 | | |
| Min Limit | 0.735 | 0.735 | | |
| Krad(Si) | Serial # | PRE | POST | Delta |
| 0 | 775 | 0.756 | 0.756 | 0.000 |
| 0 | 1088 | 0.757 | 0.757 | 0.000 |
| 0 | 1106 | 0.757 | 0.757 | 0.000 |
| 3 | 817 | 0.755 | 0.755 | 0.000 |
| 3 | 825 | 0.756 | 0.756 | 0.000 |
| 3 | 833 | 0.756 | 0.756 | 0.000 |
| 4 | 547 | 0.754 | 0.754 | 0.000 |
| 4 | 645 | 0.755 | 0.755 | 0.000 |
| 4 | 788 | 0.759 | 0.759 | 0.000 |
| 5 | 959 | 0.755 | 0.755 | 0.000 |
| 5 | 991 | 0.753 | 0.753 | 0.000 |
| 5 | 1000 | 0.752 | 0.752 | 0.000 |
| 5 | 1011 | 0.754 | 0.754 | 0.000 |
| 5 | 1087 | 0.757 | 0.757 | 0.000 |
| 5 | 1097 | 0.757 | 0.757 | 0.000 |
| 10 | 180 | 0.756 | 0.756 | 0.000 |
| 10 | 236 | 0.756 | 0.756 | 0.000 |
| 10 | 246 | 0.754 | 0.754 | 0.000 |
| 12 | 190 | 0.757 | 0.757 | 0.000 |
| 12 | 266 | 0.755 | 0.755 | 0.000 |
| 12 | 308 | 0.756 | 0.756 | 0.000 |
| 15 | 848 | 0.758 | 0.758 | 0.000 |
| 15 | 878 | 0.755 | 0.755 | 0.000 |
| 15 | 880 | 0.758 | 0.758 | 0.000 |
| 15 | 942 | 0.756 | 0.756 | 0.000 |
| 15 | 947 | 0.755 | 0.755 | 0.000 |
| 15 | 962 | 0.759 | 0.759 | 0.000 |
| 30 | 1141 | 0.758 | 0.758 | 0.000 |
| 30 | 1242 | 0.757 | 0.757 | 0.000 |
| 30 | 1417 | 0.757 | 0.757 | 0.000 |
| 32 | 1126 | 0.756 | 0.756 | 0.000 |
| 32 | 1165 | 0.758 | 0.758 | 0.000 |
| 32 | 1300 | 0.759 | 0.759 | 0.000 |
| 35 | 376 | 0.757 | 0.757 | 0.000 |
| 35 | 405 | 0.756 | 0.756 | 0.000 |
| 35 | 425 | 0.756 | 0.756 | 0.000 |
| 35 | 492 | 0.756 | 0.756 | 0.000 |
| 35 | 501 | 0.757 | 0.757 | 0.000 |
| 35 | 521 | 0.755 | 0.755 | 0.000 |
| 50 | 300 | 0.754 | 0.754 | 0.000 |
| 50 | 756 | 0.756 | 0.756 | 0.000 |
| 50 | 1100 | 0.757 | 0.757 | 0.000 |
| 52 | 451 | 0.757 | 0.756 | 0.000 |
| 52 | 587 | 0.755 | 0.755 | 0.000 |
| 52 | 956 | 0.754 | 0.754 | 0.000 |
| 55 | 198 | 0.756 | 0.756 | 0.000 |
| 55 | 220 | 0.755 | 0.755 | 0.000 |
| 55 | 665 | 0.755 | 0.755 | 0.000 |
| 55 | 818 | 0.756 | 0.756 | 0.000 |
| 55 | 1057 | 0.759 | 0.758 | 0.000 |
| 55 | 1137 | 0.758 | 0.758 | 0.000 |
| 100 | 448 | 0.753 | 0.753 | 0.000 |
| 100 | 938 | 0.756 | 0.756 | 0.000 |
| 100 | 1051 | 0.756 | 0.756 | 0.000 |
| 102 | 921 | 0.756 | 0.757 | 0.000 |
| 102 | 1113 | 0.756 | 0.756 | 0.000 |
| 102 | 1234 | 0.755 | 0.755 | 0.000 |
| 105 | 194 | 0.756 | 0.756 | 0.000 |
| 105 | 367 | 0.754 | 0.754 | 0.000 |
| 105 | 440 | 0.755 | 0.755 | 0.000 |
| 105 | 477 | 0.757 | 0.757 | 0.000 |
| 105 | 556 | 0.756 | 0.756 | 0.000 |
| 105 | 1213 | 0.756 | 0.756 | 0.000 |
| Max | | 0.759 | 0.759 | 0.000 |
| Average | | 0.756 | 0.756 | 0.000 |
| Min | | 0.752 | 0.752 | 0.000 |
| Std Dev | | 0.001 | 0.001 | 0.000 |

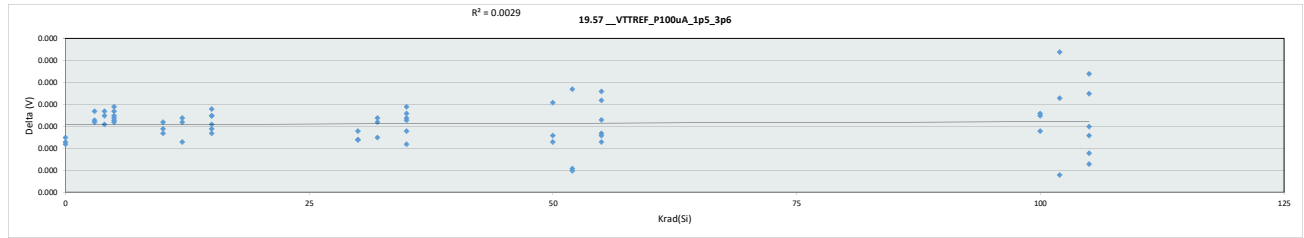


| 19.56_VTTREF_N100uA_1p5 | | | | |
|-------------------------|----------|-------|-------|-------|
| Test Site | Serial # | PRE | POST | Delta |
| Tester | | | | |
| Test Number | | | | |
| Unit | V | V | | |
| Max Limit | 0.765 | 0.765 | | |
| Min Limit | 0.735 | 0.735 | | |
| Krad(Si) | Serial # | PRE | POST | Delta |
| LL | 0 | 0.735 | 0.735 | 0.000 |
| Min | 3 | 0.756 | 0.755 | 0.000 |
| Average | 4 | 0.757 | 0.756 | 0.000 |
| Max | 5 | 0.757 | 0.757 | 0.000 |
| UL | 10 | 0.765 | 0.765 | 0.000 |

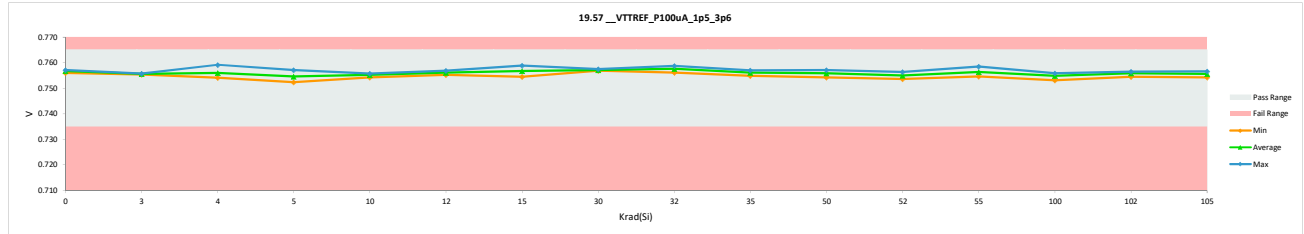


HDR TID Report
TPS7H3302-SP QML CALSS P

| 19.57_VTTREF_P100uA_1p5_3p6 | | | | |
|-----------------------------|----------|-------------|-------|-------|
| Test Site | Tester | Test Number | Unit | |
| | | | V | V |
| Max Limit | | | 0.765 | 0.765 |
| Min Limit | | | 0.735 | 0.735 |
| Krad(Si) | Serial # | PRE | POST | Delta |
| 0 | 775 | 0.756 | 0.756 | 0.000 |
| 0 | 1088 | 0.757 | 0.757 | 0.000 |
| 0 | 1106 | 0.757 | 0.757 | 0.000 |
| 3 | 817 | 0.755 | 0.755 | 0.000 |
| 3 | 825 | 0.756 | 0.756 | 0.000 |
| 3 | 833 | 0.756 | 0.756 | 0.000 |
| 4 | 547 | 0.754 | 0.754 | 0.000 |
| 4 | 645 | 0.755 | 0.755 | 0.000 |
| 4 | 788 | 0.759 | 0.759 | 0.000 |
| 5 | 959 | 0.755 | 0.755 | 0.000 |
| 5 | 991 | 0.753 | 0.753 | 0.000 |
| 5 | 1000 | 0.752 | 0.752 | 0.000 |
| 5 | 1011 | 0.753 | 0.754 | 0.000 |
| 5 | 1087 | 0.757 | 0.757 | 0.000 |
| 5 | 1097 | 0.757 | 0.757 | 0.000 |
| 10 | 180 | 0.756 | 0.756 | 0.000 |
| 10 | 236 | 0.756 | 0.756 | 0.000 |
| 10 | 246 | 0.754 | 0.754 | 0.000 |
| 12 | 190 | 0.757 | 0.757 | 0.000 |
| 12 | 266 | 0.755 | 0.755 | 0.000 |
| 12 | 308 | 0.756 | 0.756 | 0.000 |
| 15 | 848 | 0.758 | 0.758 | 0.000 |
| 15 | 878 | 0.755 | 0.755 | 0.000 |
| 15 | 880 | 0.758 | 0.758 | 0.000 |
| 15 | 942 | 0.756 | 0.756 | 0.000 |
| 15 | 947 | 0.755 | 0.755 | 0.000 |
| 15 | 962 | 0.759 | 0.759 | 0.000 |
| 30 | 1141 | 0.758 | 0.757 | 0.000 |
| 30 | 1242 | 0.757 | 0.757 | 0.000 |
| 30 | 1417 | 0.757 | 0.757 | 0.000 |
| 32 | 1126 | 0.756 | 0.756 | 0.000 |
| 32 | 1165 | 0.758 | 0.758 | 0.000 |
| 32 | 1300 | 0.759 | 0.759 | 0.000 |
| 35 | 376 | 0.757 | 0.757 | 0.000 |
| 35 | 405 | 0.756 | 0.756 | 0.000 |
| 35 | 425 | 0.756 | 0.756 | 0.000 |
| 35 | 492 | 0.756 | 0.756 | 0.000 |
| 35 | 501 | 0.757 | 0.757 | 0.000 |
| 35 | 521 | 0.755 | 0.755 | 0.000 |
| 50 | 300 | 0.754 | 0.754 | 0.000 |
| 50 | 756 | 0.756 | 0.756 | 0.000 |
| 50 | 1100 | 0.757 | 0.757 | 0.000 |
| 52 | 451 | 0.757 | 0.756 | 0.000 |
| 52 | 587 | 0.755 | 0.755 | 0.000 |
| 52 | 956 | 0.754 | 0.754 | 0.000 |
| 55 | 198 | 0.756 | 0.756 | 0.000 |
| 55 | 220 | 0.755 | 0.755 | 0.000 |
| 55 | 665 | 0.755 | 0.755 | 0.000 |
| 55 | 818 | 0.756 | 0.756 | 0.000 |
| 55 | 1057 | 0.759 | 0.758 | 0.000 |
| 55 | 1137 | 0.758 | 0.758 | 0.000 |
| 100 | 448 | 0.753 | 0.753 | 0.000 |
| 100 | 938 | 0.756 | 0.756 | 0.000 |
| 100 | 1051 | 0.756 | 0.756 | 0.000 |
| 102 | 921 | 0.756 | 0.757 | 0.000 |
| 102 | 1113 | 0.756 | 0.756 | 0.000 |
| 102 | 1234 | 0.755 | 0.755 | 0.000 |
| 105 | 194 | 0.756 | 0.756 | 0.000 |
| 105 | 367 | 0.754 | 0.754 | 0.000 |
| 105 | 440 | 0.755 | 0.755 | 0.000 |
| 105 | 477 | 0.757 | 0.757 | 0.000 |
| 105 | 556 | 0.756 | 0.756 | 0.000 |
| 105 | 1213 | 0.756 | 0.756 | 0.000 |
| Max | | 0.759 | 0.759 | 0.000 |
| Average | | 0.756 | 0.756 | 0.000 |
| Min | | 0.752 | 0.752 | 0.000 |
| Std Dev | | 0.001 | 0.001 | 0.000 |

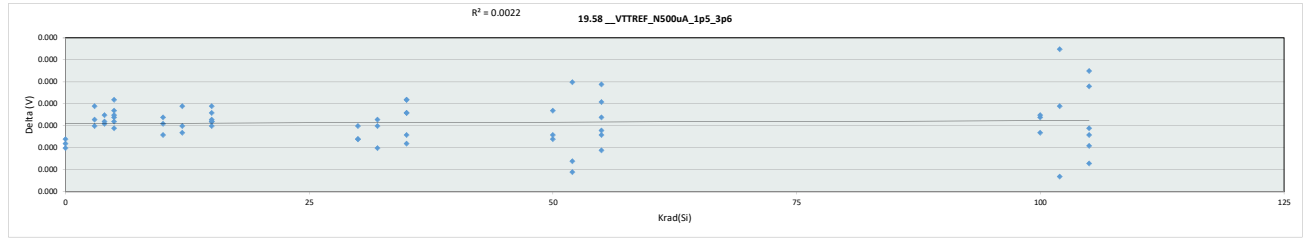


| 19.57_VTTREF_P100uA_1p5 | | | | | | | | | | | | | | | | |
|-------------------------|--------|-------------|-----------|-----------|-------|-------|-------|-------|-------|-------|-------|-------|-------|-------|-------|-------|
| Test Site | Tester | Test Number | Max Limit | Min Limit | | | | | | | | | | | | |
| | | | 0.765 | 0.735 | | | | | | | | | | | | |
| | | | 0.735 | V | | | | | | | | | | | | |
| Krad(Si) | 0 | 3 | 4 | 5 | 10 | 12 | 15 | 30 | 32 | 35 | 50 | 52 | 55 | 100 | 102 | 105 |
| LL | 0.735 | 0.735 | 0.735 | 0.735 | 0.735 | 0.735 | 0.735 | 0.735 | 0.735 | 0.735 | 0.735 | 0.735 | 0.735 | 0.735 | 0.735 | 0.735 |
| Min | 0.756 | 0.755 | 0.754 | 0.752 | 0.754 | 0.755 | 0.755 | 0.756 | 0.757 | 0.758 | 0.756 | 0.754 | 0.755 | 0.753 | 0.755 | 0.754 |
| Average | 0.757 | 0.756 | 0.756 | 0.755 | 0.755 | 0.756 | 0.757 | 0.757 | 0.758 | 0.756 | 0.756 | 0.755 | 0.756 | 0.755 | 0.756 | 0.756 |
| Max | 0.757 | 0.756 | 0.759 | 0.757 | 0.756 | 0.757 | 0.759 | 0.758 | 0.759 | 0.757 | 0.757 | 0.756 | 0.758 | 0.756 | 0.757 | 0.757 |
| UL | 0.765 | 0.765 | 0.765 | 0.765 | 0.765 | 0.765 | 0.765 | 0.765 | 0.765 | 0.765 | 0.765 | 0.765 | 0.765 | 0.765 | 0.765 | 0.765 |

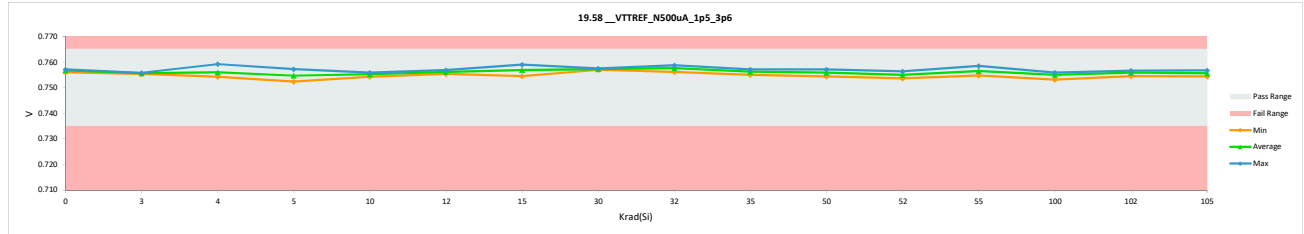


HDR TID Report
TPS7H3302-SP QML CALSS P

| 19.58_VTTREF_N500uA_1p5_3p6 | | | | |
|-----------------------------|----------|-------|-------|-------|
| Test Site | Serial # | PRE | POST | Delta |
| Tester | | | | |
| Test Number | | | | |
| Unit | V | V | | |
| Max Limit | 0.765 | 0.765 | | |
| Min Limit | 0.735 | 0.735 | | |
| Krad(Si) | Serial # | PRE | POST | Delta |
| 0 | 775 | 0.756 | 0.756 | 0.000 |
| 0 | 1088 | 0.757 | 0.757 | 0.000 |
| 0 | 1106 | 0.757 | 0.757 | 0.000 |
| 3 | 817 | 0.755 | 0.755 | 0.000 |
| 3 | 825 | 0.756 | 0.756 | 0.000 |
| 3 | 833 | 0.756 | 0.756 | 0.000 |
| 4 | 547 | 0.754 | 0.754 | 0.000 |
| 4 | 645 | 0.755 | 0.755 | 0.000 |
| 4 | 788 | 0.759 | 0.759 | 0.000 |
| 5 | 959 | 0.755 | 0.755 | 0.000 |
| 5 | 991 | 0.753 | 0.753 | 0.000 |
| 5 | 1000 | 0.752 | 0.752 | 0.000 |
| 5 | 1011 | 0.754 | 0.754 | 0.000 |
| 5 | 1087 | 0.757 | 0.757 | 0.000 |
| 5 | 1097 | 0.757 | 0.757 | 0.000 |
| 10 | 180 | 0.756 | 0.756 | 0.000 |
| 10 | 236 | 0.756 | 0.756 | 0.000 |
| 10 | 246 | 0.754 | 0.754 | 0.000 |
| 12 | 190 | 0.757 | 0.757 | 0.000 |
| 12 | 266 | 0.755 | 0.755 | 0.000 |
| 12 | 308 | 0.756 | 0.756 | 0.000 |
| 15 | 848 | 0.758 | 0.758 | 0.000 |
| 15 | 878 | 0.755 | 0.755 | 0.000 |
| 15 | 880 | 0.758 | 0.758 | 0.000 |
| 15 | 942 | 0.756 | 0.756 | 0.000 |
| 15 | 947 | 0.755 | 0.755 | 0.000 |
| 15 | 962 | 0.759 | 0.759 | 0.000 |
| 30 | 1141 | 0.758 | 0.758 | 0.000 |
| 30 | 1242 | 0.757 | 0.757 | 0.000 |
| 30 | 1417 | 0.757 | 0.757 | 0.000 |
| 32 | 1126 | 0.756 | 0.756 | 0.000 |
| 32 | 1165 | 0.758 | 0.758 | 0.000 |
| 32 | 1300 | 0.759 | 0.759 | 0.000 |
| 35 | 376 | 0.757 | 0.757 | 0.000 |
| 35 | 405 | 0.756 | 0.756 | 0.000 |
| 35 | 425 | 0.756 | 0.756 | 0.000 |
| 35 | 492 | 0.756 | 0.756 | 0.000 |
| 35 | 501 | 0.757 | 0.757 | 0.000 |
| 35 | 521 | 0.755 | 0.755 | 0.000 |
| 50 | 300 | 0.754 | 0.754 | 0.000 |
| 50 | 756 | 0.756 | 0.756 | 0.000 |
| 50 | 1100 | 0.757 | 0.757 | 0.000 |
| 52 | 451 | 0.757 | 0.756 | 0.000 |
| 52 | 587 | 0.755 | 0.755 | 0.000 |
| 52 | 956 | 0.754 | 0.754 | 0.000 |
| 55 | 198 | 0.756 | 0.757 | 0.000 |
| 55 | 220 | 0.755 | 0.755 | 0.000 |
| 55 | 665 | 0.755 | 0.755 | 0.000 |
| 55 | 818 | 0.756 | 0.756 | 0.000 |
| 55 | 1057 | 0.759 | 0.759 | 0.000 |
| 55 | 1137 | 0.758 | 0.758 | 0.000 |
| 100 | 448 | 0.753 | 0.753 | 0.000 |
| 100 | 938 | 0.756 | 0.756 | 0.000 |
| 100 | 1051 | 0.756 | 0.756 | 0.000 |
| 102 | 921 | 0.757 | 0.757 | 0.000 |
| 102 | 1113 | 0.756 | 0.757 | 0.000 |
| 102 | 1234 | 0.755 | 0.755 | 0.000 |
| 105 | 194 | 0.756 | 0.756 | 0.000 |
| 105 | 367 | 0.755 | 0.754 | 0.000 |
| 105 | 440 | 0.755 | 0.755 | 0.000 |
| 105 | 477 | 0.757 | 0.757 | 0.000 |
| 105 | 556 | 0.756 | 0.756 | 0.000 |
| 105 | 1213 | 0.756 | 0.756 | 0.000 |
| Max | | 0.759 | 0.759 | 0.000 |
| Average | | 0.756 | 0.756 | 0.000 |
| Min | | 0.752 | 0.752 | 0.000 |
| Std Dev | | 0.001 | 0.001 | 0.000 |

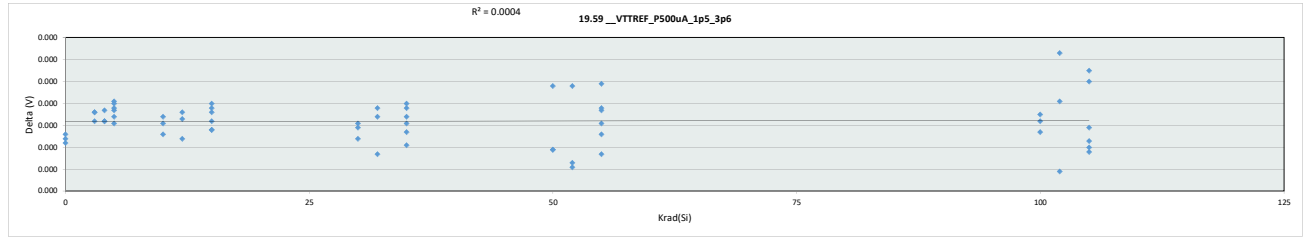


| 19.58_VTTREF_N500uA_1p5 | | | | | | | | | | | | | | | | |
|-------------------------|----------|-------|-------|-------|-------|-------|---------|-------|-------|-------|-------|-------|-------|-------|-------|-------|
| Test Site | Serial # | PRE | POST | Delta | LL | Min | Average | Max | UL | | | | | | | |
| Tester | | | | | | | | | | | | | | | | |
| Test Number | | | | | | | | | | | | | | | | |
| Max Limit | 0.765 | V | | | | | | | | | | | | | | |
| Min Limit | 0.735 | V | | | | | | | | | | | | | | |
| Krad(Si) | 0 | 3 | 4 | 5 | 10 | 12 | 15 | 30 | 32 | 35 | 50 | 52 | 55 | 100 | 102 | 105 |
| LL | 0.735 | 0.735 | 0.735 | 0.735 | 0.735 | 0.735 | 0.735 | 0.735 | 0.735 | 0.735 | 0.735 | 0.735 | 0.735 | 0.735 | 0.735 | 0.735 |
| Min | 0.756 | 0.755 | 0.754 | 0.752 | 0.754 | 0.755 | 0.755 | 0.756 | 0.757 | 0.756 | 0.755 | 0.754 | 0.755 | 0.753 | 0.755 | 0.754 |
| Average | 0.757 | 0.756 | 0.756 | 0.755 | 0.755 | 0.756 | 0.757 | 0.757 | 0.758 | 0.756 | 0.756 | 0.755 | 0.757 | 0.755 | 0.756 | 0.756 |
| Max | 0.757 | 0.756 | 0.759 | 0.757 | 0.756 | 0.757 | 0.759 | 0.758 | 0.759 | 0.757 | 0.757 | 0.756 | 0.759 | 0.756 | 0.757 | 0.757 |
| UL | 0.765 | 0.765 | 0.765 | 0.765 | 0.765 | 0.765 | 0.765 | 0.765 | 0.765 | 0.765 | 0.765 | 0.765 | 0.765 | 0.765 | 0.765 | 0.765 |

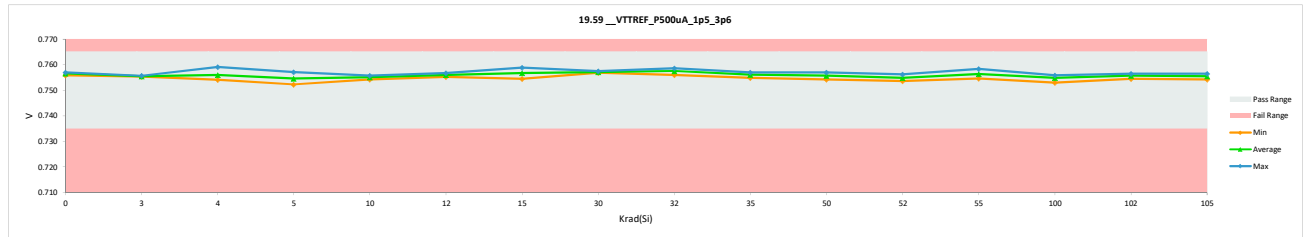


HDR TID Report
TPS7H3302-SP QML CALSS P

| 19.59_VTTREF_P500uA_1p5_3p6 | | | | |
|-----------------------------|----------|-------|-------|-------|
| Test Site | Serial # | PRE | POST | Delta |
| Tester | | | | |
| Test Number | | | | |
| Unit | V | V | | |
| Max Limit | 0.765 | 0.765 | | |
| Min Limit | 0.735 | 0.735 | | |
| Krad(Si) | Serial # | PRE | POST | Delta |
| 0 | 775 | 0.756 | 0.756 | 0.000 |
| 0 | 1088 | 0.757 | 0.757 | 0.000 |
| 0 | 1106 | 0.757 | 0.757 | 0.000 |
| 3 | 817 | 0.755 | 0.755 | 0.000 |
| 3 | 825 | 0.756 | 0.756 | 0.000 |
| 3 | 833 | 0.756 | 0.756 | 0.000 |
| 4 | 847 | 0.754 | 0.754 | 0.000 |
| 4 | 645 | 0.755 | 0.755 | 0.000 |
| 4 | 788 | 0.759 | 0.759 | 0.000 |
| 5 | 959 | 0.755 | 0.755 | 0.000 |
| 5 | 991 | 0.753 | 0.753 | 0.000 |
| 5 | 1000 | 0.752 | 0.752 | 0.000 |
| 5 | 1011 | 0.753 | 0.754 | 0.000 |
| 5 | 1087 | 0.757 | 0.757 | 0.000 |
| 5 | 1097 | 0.757 | 0.757 | 0.000 |
| 10 | 180 | 0.755 | 0.755 | 0.000 |
| 10 | 236 | 0.756 | 0.756 | 0.000 |
| 10 | 246 | 0.754 | 0.754 | 0.000 |
| 12 | 190 | 0.757 | 0.757 | 0.000 |
| 12 | 266 | 0.755 | 0.755 | 0.000 |
| 12 | 308 | 0.756 | 0.756 | 0.000 |
| 15 | 848 | 0.758 | 0.758 | 0.000 |
| 15 | 878 | 0.754 | 0.754 | 0.000 |
| 15 | 880 | 0.759 | 0.759 | 0.000 |
| 15 | 942 | 0.756 | 0.756 | 0.000 |
| 15 | 947 | 0.755 | 0.755 | 0.000 |
| 15 | 962 | 0.759 | 0.759 | 0.000 |
| 30 | 1141 | 0.757 | 0.757 | 0.000 |
| 30 | 1242 | 0.757 | 0.757 | 0.000 |
| 30 | 1417 | 0.757 | 0.757 | 0.000 |
| 32 | 1126 | 0.756 | 0.756 | 0.000 |
| 32 | 1165 | 0.758 | 0.758 | 0.000 |
| 32 | 1300 | 0.759 | 0.759 | 0.000 |
| 35 | 376 | 0.757 | 0.757 | 0.000 |
| 35 | 405 | 0.756 | 0.756 | 0.000 |
| 35 | 425 | 0.756 | 0.756 | 0.000 |
| 35 | 492 | 0.756 | 0.756 | 0.000 |
| 35 | 501 | 0.757 | 0.757 | 0.000 |
| 35 | 521 | 0.755 | 0.755 | 0.000 |
| 50 | 300 | 0.754 | 0.754 | 0.000 |
| 50 | 756 | 0.756 | 0.756 | 0.000 |
| 50 | 1100 | 0.757 | 0.757 | 0.000 |
| 52 | 451 | 0.757 | 0.756 | 0.000 |
| 52 | 587 | 0.755 | 0.755 | 0.000 |
| 52 | 956 | 0.754 | 0.754 | 0.000 |
| 55 | 198 | 0.756 | 0.756 | 0.000 |
| 55 | 220 | 0.755 | 0.755 | 0.000 |
| 55 | 665 | 0.755 | 0.755 | 0.000 |
| 55 | 818 | 0.756 | 0.756 | 0.000 |
| 55 | 1057 | 0.759 | 0.758 | 0.000 |
| 55 | 1137 | 0.758 | 0.758 | 0.000 |
| 100 | 448 | 0.753 | 0.753 | 0.000 |
| 100 | 938 | 0.756 | 0.756 | 0.000 |
| 100 | 1051 | 0.756 | 0.756 | 0.000 |
| 102 | 921 | 0.756 | 0.757 | 0.000 |
| 102 | 1113 | 0.756 | 0.756 | 0.000 |
| 102 | 1234 | 0.755 | 0.754 | 0.000 |
| 105 | 194 | 0.756 | 0.756 | 0.000 |
| 105 | 367 | 0.754 | 0.754 | 0.000 |
| 105 | 440 | 0.755 | 0.755 | 0.000 |
| 105 | 477 | 0.757 | 0.757 | 0.000 |
| 105 | 556 | 0.756 | 0.756 | 0.000 |
| 105 | 1213 | 0.756 | 0.756 | 0.000 |
| Max | | 0.759 | 0.759 | 0.000 |
| Average | | 0.756 | 0.756 | 0.000 |
| Min | | 0.752 | 0.752 | 0.000 |
| Std Dev | | 0.001 | 0.001 | 0.000 |

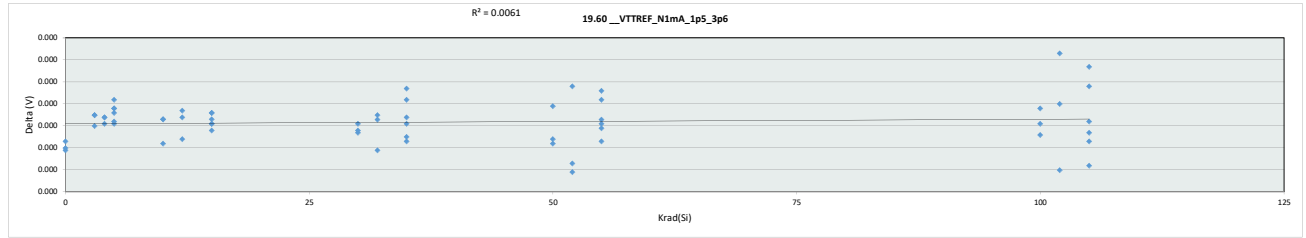


| 19.59_VTTREF_P500uA_1p5 | | | | | | | | | | | | | | | | |
|-------------------------|----------|-------|-------|-------|-------|-------|-------|-------|-------|-------|-------|-------|-------|-------|-------|-------|
| Test Site | Serial # | PRE | POST | Delta | | | | | | | | | | | | |
| Tester | | | | | | | | | | | | | | | | |
| Test Number | | | | | | | | | | | | | | | | |
| Max Limit | 0.765 | V | | | | | | | | | | | | | | |
| Min Limit | 0.735 | V | | | | | | | | | | | | | | |
| Krad(Si) | 0 | 3 | 4 | 5 | 10 | 12 | 15 | 30 | 32 | 35 | 50 | 52 | 55 | 100 | 102 | 105 |
| LL | 0.735 | 0.735 | 0.735 | 0.735 | 0.735 | 0.735 | 0.735 | 0.735 | 0.735 | 0.735 | 0.735 | 0.735 | 0.735 | 0.735 | 0.735 | 0.735 |
| Min | 0.756 | 0.755 | 0.754 | 0.752 | 0.754 | 0.755 | 0.754 | 0.757 | 0.756 | 0.755 | 0.754 | 0.754 | 0.755 | 0.753 | 0.754 | 0.754 |
| Average | 0.757 | 0.756 | 0.756 | 0.755 | 0.755 | 0.756 | 0.757 | 0.757 | 0.758 | 0.756 | 0.756 | 0.755 | 0.756 | 0.755 | 0.756 | 0.756 |
| Max | 0.757 | 0.756 | 0.759 | 0.757 | 0.756 | 0.757 | 0.759 | 0.757 | 0.759 | 0.757 | 0.757 | 0.756 | 0.758 | 0.756 | 0.757 | 0.757 |
| UL | 0.765 | 0.765 | 0.765 | 0.765 | 0.765 | 0.765 | 0.765 | 0.765 | 0.765 | 0.765 | 0.765 | 0.765 | 0.765 | 0.765 | 0.765 | 0.765 |

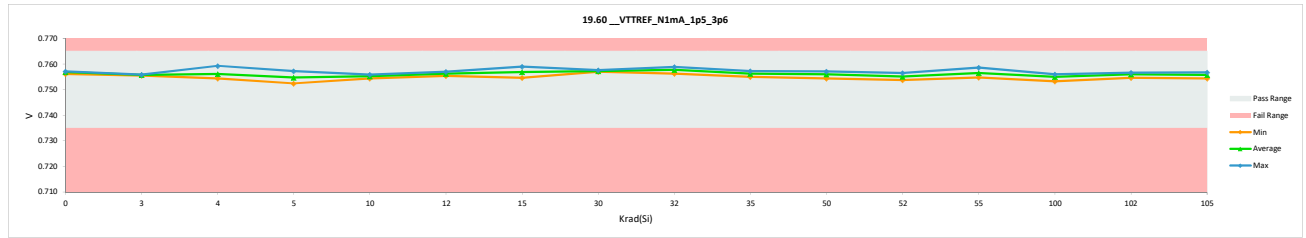


HDR TID Report
TPS7H3302-SP QML CALSS P

| 19.60_VTTREF_N1mA_1p5_3p6 | | | | |
|---------------------------|----------|-------------|-------|-------|
| Test Site | Tester | Test Number | Unit | |
| | | | V | V |
| Max Limit | | | 0.765 | 0.765 |
| Min Limit | | | 0.735 | 0.735 |
| Krad(Si) | Serial # | PRE | POST | Delta |
| 0 | 775 | 0.756 | 0.756 | 0.000 |
| 0 | 1088 | 0.757 | 0.757 | 0.000 |
| 0 | 1106 | 0.757 | 0.757 | 0.000 |
| 3 | 817 | 0.756 | 0.756 | 0.000 |
| 3 | 825 | 0.756 | 0.756 | 0.000 |
| 3 | 833 | 0.756 | 0.756 | 0.000 |
| 4 | 547 | 0.754 | 0.754 | 0.000 |
| 4 | 645 | 0.755 | 0.755 | 0.000 |
| 4 | 788 | 0.759 | 0.759 | 0.000 |
| 5 | 959 | 0.755 | 0.755 | 0.000 |
| 5 | 991 | 0.753 | 0.753 | 0.000 |
| 5 | 1000 | 0.752 | 0.752 | 0.000 |
| 5 | 1011 | 0.754 | 0.754 | 0.000 |
| 5 | 1087 | 0.757 | 0.757 | 0.000 |
| 5 | 1097 | 0.757 | 0.757 | 0.000 |
| 10 | 180 | 0.756 | 0.756 | 0.000 |
| 10 | 236 | 0.756 | 0.756 | 0.000 |
| 10 | 246 | 0.754 | 0.754 | 0.000 |
| 12 | 190 | 0.757 | 0.757 | 0.000 |
| 12 | 266 | 0.756 | 0.755 | 0.000 |
| 12 | 308 | 0.756 | 0.756 | 0.000 |
| 15 | 848 | 0.758 | 0.758 | 0.000 |
| 15 | 878 | 0.755 | 0.755 | 0.000 |
| 15 | 880 | 0.758 | 0.758 | 0.000 |
| 15 | 942 | 0.756 | 0.756 | 0.000 |
| 15 | 947 | 0.755 | 0.755 | 0.000 |
| 15 | 962 | 0.759 | 0.759 | 0.000 |
| 30 | 1141 | 0.758 | 0.758 | 0.000 |
| 30 | 1242 | 0.757 | 0.757 | 0.000 |
| 30 | 1417 | 0.757 | 0.757 | 0.000 |
| 32 | 1126 | 0.756 | 0.756 | 0.000 |
| 32 | 1165 | 0.758 | 0.758 | 0.000 |
| 32 | 1300 | 0.759 | 0.759 | 0.000 |
| 35 | 376 | 0.757 | 0.757 | 0.000 |
| 35 | 405 | 0.756 | 0.756 | 0.000 |
| 35 | 425 | 0.756 | 0.756 | 0.000 |
| 35 | 492 | 0.756 | 0.756 | 0.000 |
| 35 | 501 | 0.757 | 0.757 | 0.000 |
| 35 | 521 | 0.755 | 0.755 | 0.000 |
| 50 | 300 | 0.755 | 0.754 | 0.000 |
| 50 | 756 | 0.756 | 0.756 | 0.000 |
| 50 | 1100 | 0.757 | 0.757 | 0.000 |
| 52 | 451 | 0.757 | 0.757 | 0.000 |
| 52 | 587 | 0.755 | 0.755 | 0.000 |
| 52 | 956 | 0.754 | 0.754 | 0.000 |
| 55 | 198 | 0.757 | 0.757 | 0.000 |
| 55 | 220 | 0.755 | 0.755 | 0.000 |
| 55 | 665 | 0.755 | 0.756 | 0.000 |
| 55 | 818 | 0.756 | 0.756 | 0.000 |
| 55 | 1057 | 0.759 | 0.759 | 0.000 |
| 55 | 1137 | 0.758 | 0.758 | 0.000 |
| 100 | 448 | 0.753 | 0.753 | 0.000 |
| 100 | 938 | 0.756 | 0.756 | 0.000 |
| 100 | 1051 | 0.756 | 0.756 | 0.000 |
| 102 | 921 | 0.757 | 0.757 | 0.000 |
| 102 | 1113 | 0.756 | 0.757 | 0.000 |
| 102 | 1234 | 0.755 | 0.755 | 0.000 |
| 105 | 194 | 0.756 | 0.756 | 0.000 |
| 105 | 367 | 0.755 | 0.754 | 0.000 |
| 105 | 440 | 0.755 | 0.755 | 0.000 |
| 105 | 477 | 0.757 | 0.757 | 0.000 |
| 105 | 556 | 0.756 | 0.756 | 0.000 |
| 105 | 1213 | 0.756 | 0.756 | 0.000 |
| Max | | 0.759 | 0.759 | 0.000 |
| Average | | 0.756 | 0.756 | 0.000 |
| Min | | 0.752 | 0.752 | 0.000 |
| Std Dev | | 0.001 | 0.001 | 0.000 |

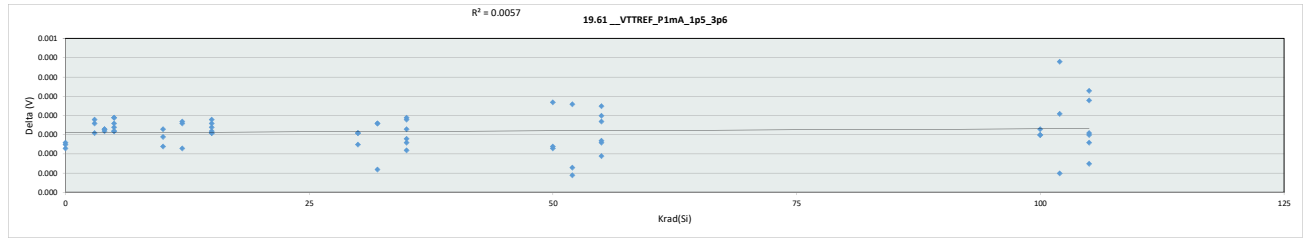


| 19.60_VTTREF_N1mA_1p5_3p6 | | | | | | | | | | | | | | | | |
|---------------------------|--------|-------------|-----------|-----------|-------|-------|-------|-------|-------|-------|-------|-------|-------|-------|-------|-------|
| Test Site | Tester | Test Number | Max Limit | Min Limit | | | | | | | | | | | | |
| | | | 0.765 | 0.735 | | | | | | | | | | | | |
| | | | 0.735 | 0.765 | | | | | | | | | | | | |
| Krad(Si) | 0 | 3 | 4 | 5 | 10 | 12 | 15 | 30 | 32 | 35 | 50 | 52 | 55 | 100 | 102 | 105 |
| LL | 0.735 | 0.735 | 0.735 | 0.735 | 0.735 | 0.735 | 0.735 | 0.735 | 0.735 | 0.735 | 0.735 | 0.735 | 0.735 | 0.735 | 0.735 | 0.735 |
| Min | 0.756 | 0.756 | 0.754 | 0.752 | 0.754 | 0.755 | 0.755 | 0.757 | 0.756 | 0.755 | 0.754 | 0.754 | 0.755 | 0.753 | 0.755 | 0.754 |
| Average | 0.757 | 0.756 | 0.756 | 0.755 | 0.755 | 0.756 | 0.757 | 0.757 | 0.758 | 0.756 | 0.756 | 0.755 | 0.757 | 0.755 | 0.756 | 0.756 |
| Max | 0.757 | 0.756 | 0.759 | 0.757 | 0.756 | 0.757 | 0.759 | 0.758 | 0.759 | 0.757 | 0.757 | 0.757 | 0.759 | 0.756 | 0.757 | 0.757 |
| UL | 0.765 | 0.765 | 0.765 | 0.765 | 0.765 | 0.765 | 0.765 | 0.765 | 0.765 | 0.765 | 0.765 | 0.765 | 0.765 | 0.765 | 0.765 | 0.765 |

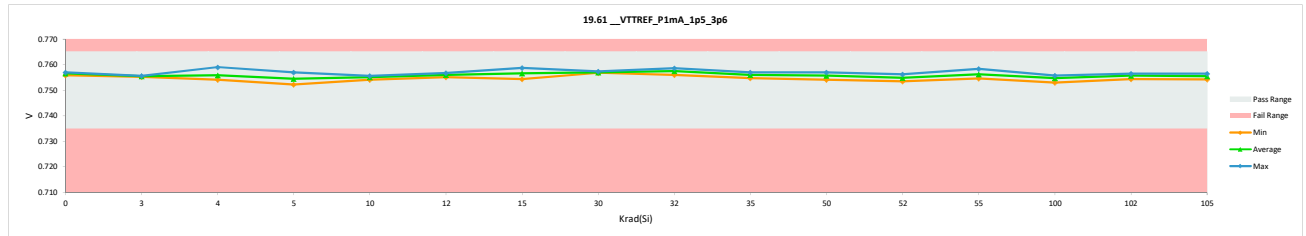


HDR TID Report
TPS7H3302-SP QML CALSS P

| 19.61_VTTREF_P1mA_1p5_3p6 | | | | |
|---------------------------|----------|-------------|-------|-------|
| Test Site | Tester | Test Number | Unit | |
| | | | V | V |
| Max Limit | | | 0.765 | 0.765 |
| Min Limit | | | 0.735 | 0.735 |
| Krad(Si) | Serial # | PRE | POST | Delta |
| 0 | 775 | 0.756 | 0.756 | 0.000 |
| 0 | 1088 | 0.757 | 0.757 | 0.000 |
| 0 | 1106 | 0.757 | 0.757 | 0.000 |
| 3 | 817 | 0.755 | 0.755 | 0.000 |
| 3 | 825 | 0.756 | 0.756 | 0.000 |
| 3 | 833 | 0.755 | 0.756 | 0.000 |
| 4 | 547 | 0.754 | 0.754 | 0.000 |
| 4 | 645 | 0.754 | 0.754 | 0.000 |
| 4 | 788 | 0.759 | 0.759 | 0.000 |
| 5 | 959 | 0.755 | 0.755 | 0.000 |
| 5 | 991 | 0.753 | 0.753 | 0.000 |
| 5 | 1000 | 0.752 | 0.752 | 0.000 |
| 5 | 1011 | 0.753 | 0.753 | 0.000 |
| 5 | 1087 | 0.757 | 0.757 | 0.000 |
| 5 | 1097 | 0.756 | 0.756 | 0.000 |
| 10 | 180 | 0.755 | 0.755 | 0.000 |
| 10 | 236 | 0.756 | 0.756 | 0.000 |
| 10 | 246 | 0.754 | 0.754 | 0.000 |
| 12 | 190 | 0.757 | 0.757 | 0.000 |
| 12 | 266 | 0.755 | 0.755 | 0.000 |
| 12 | 308 | 0.756 | 0.756 | 0.000 |
| 15 | 848 | 0.758 | 0.758 | 0.000 |
| 15 | 878 | 0.754 | 0.754 | 0.000 |
| 15 | 880 | 0.757 | 0.758 | 0.000 |
| 15 | 942 | 0.756 | 0.756 | 0.000 |
| 15 | 947 | 0.755 | 0.755 | 0.000 |
| 15 | 962 | 0.759 | 0.759 | 0.000 |
| 30 | 1141 | 0.757 | 0.757 | 0.000 |
| 30 | 1242 | 0.757 | 0.757 | 0.000 |
| 30 | 1417 | 0.757 | 0.757 | 0.000 |
| 32 | 1126 | 0.756 | 0.756 | 0.000 |
| 32 | 1165 | 0.758 | 0.758 | 0.000 |
| 32 | 1300 | 0.759 | 0.759 | 0.000 |
| 35 | 376 | 0.757 | 0.757 | 0.000 |
| 35 | 405 | 0.756 | 0.756 | 0.000 |
| 35 | 425 | 0.756 | 0.756 | 0.000 |
| 35 | 492 | 0.756 | 0.756 | 0.000 |
| 35 | 501 | 0.757 | 0.757 | 0.000 |
| 35 | 521 | 0.755 | 0.755 | 0.000 |
| 50 | 300 | 0.754 | 0.754 | 0.000 |
| 50 | 756 | 0.756 | 0.756 | 0.000 |
| 50 | 1100 | 0.757 | 0.757 | 0.000 |
| 52 | 451 | 0.756 | 0.756 | 0.000 |
| 52 | 587 | 0.755 | 0.755 | 0.000 |
| 52 | 956 | 0.754 | 0.754 | 0.000 |
| 55 | 198 | 0.756 | 0.756 | 0.000 |
| 55 | 220 | 0.755 | 0.755 | 0.000 |
| 55 | 665 | 0.755 | 0.755 | 0.000 |
| 55 | 818 | 0.756 | 0.756 | 0.000 |
| 55 | 1057 | 0.758 | 0.758 | 0.000 |
| 55 | 1137 | 0.758 | 0.758 | 0.000 |
| 100 | 448 | 0.753 | 0.753 | 0.000 |
| 100 | 938 | 0.756 | 0.756 | 0.000 |
| 100 | 1051 | 0.756 | 0.756 | 0.000 |
| 102 | 921 | 0.756 | 0.756 | 0.000 |
| 102 | 1113 | 0.756 | 0.756 | 0.000 |
| 102 | 1234 | 0.756 | 0.754 | 0.000 |
| 105 | 194 | 0.756 | 0.756 | 0.000 |
| 105 | 367 | 0.754 | 0.754 | 0.000 |
| 105 | 440 | 0.755 | 0.755 | 0.000 |
| 105 | 477 | 0.757 | 0.757 | 0.000 |
| 105 | 556 | 0.756 | 0.756 | 0.000 |
| 105 | 1213 | 0.756 | 0.756 | 0.000 |
| Max | | 0.759 | 0.759 | 0.000 |
| Average | | 0.756 | 0.756 | 0.000 |
| Min | | 0.752 | 0.752 | 0.000 |
| Std Dev | | 0.001 | 0.001 | 0.000 |

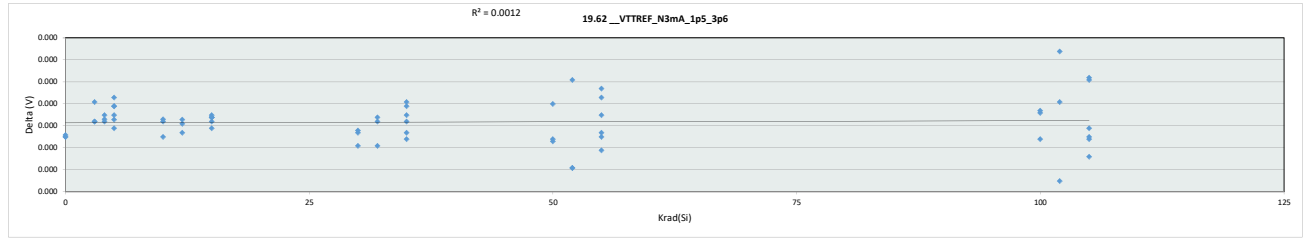


| 19.61_VTTREF_P1mA_1p5_3p6 | | | | | | | | | | | | | | | | |
|---------------------------|--------|-------------|-----------|-----------|-------|-------|-------|-------|-------|-------|-------|-------|-------|-------|-------|-------|
| Test Site | Tester | Test Number | Max Limit | Min Limit | | | | | | | | | | | | |
| | | | 0.765 | 0.735 | V | V | | | | | | | | | | |
| Krad(Si) | 0 | 3 | 4 | 5 | 10 | 12 | 15 | 30 | 32 | 35 | 50 | 52 | 55 | 100 | 102 | 105 |
| LL | 0.735 | 0.735 | 0.735 | 0.735 | 0.735 | 0.735 | 0.735 | 0.735 | 0.735 | 0.735 | 0.735 | 0.735 | 0.735 | 0.735 | 0.735 | 0.735 |
| Min | 0.756 | 0.755 | 0.754 | 0.752 | 0.754 | 0.756 | 0.754 | 0.757 | 0.756 | 0.755 | 0.754 | 0.754 | 0.755 | 0.753 | 0.754 | 0.754 |
| Average | 0.757 | 0.755 | 0.756 | 0.755 | 0.755 | 0.756 | 0.757 | 0.757 | 0.758 | 0.756 | 0.756 | 0.755 | 0.756 | 0.755 | 0.756 | 0.755 |
| Max | 0.757 | 0.756 | 0.759 | 0.757 | 0.756 | 0.757 | 0.759 | 0.757 | 0.759 | 0.757 | 0.757 | 0.756 | 0.758 | 0.756 | 0.756 | 0.757 |
| UL | 0.765 | 0.765 | 0.765 | 0.765 | 0.765 | 0.765 | 0.765 | 0.765 | 0.765 | 0.765 | 0.765 | 0.765 | 0.765 | 0.765 | 0.765 | 0.765 |

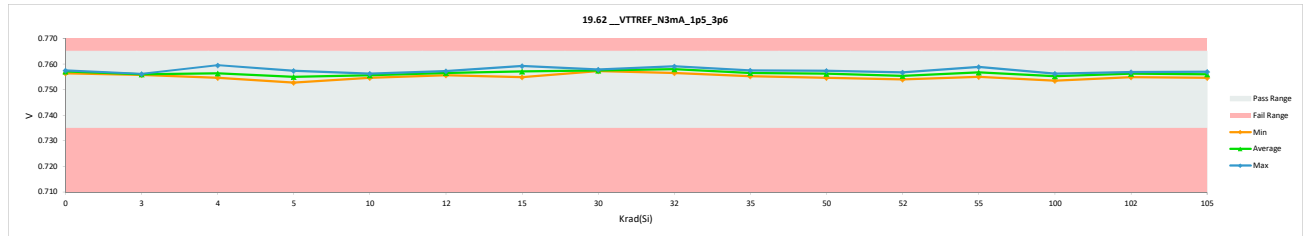


HDR TID Report
TPS7H3302-SP QML CALSS P

| 19.62_VTTREF_N3mA_1p5_3p6 | | | | |
|---------------------------|----------|-------------|-------|-------|
| Test Site | Tester | Test Number | Unit | |
| | | | V | V |
| Max Limit | | | 0.765 | 0.765 |
| Min Limit | | | 0.735 | 0.735 |
| Krad(Si) | Serial # | PRE | POST | Delta |
| 0 | 775 | 0.756 | 0.756 | 0.000 |
| 0 | 1088 | 0.758 | 0.757 | 0.000 |
| 0 | 1106 | 0.758 | 0.757 | 0.000 |
| 3 | 817 | 0.756 | 0.756 | 0.000 |
| 3 | 825 | 0.756 | 0.756 | 0.000 |
| 3 | 833 | 0.756 | 0.756 | 0.000 |
| 4 | 847 | 0.755 | 0.755 | 0.000 |
| 4 | 645 | 0.755 | 0.755 | 0.000 |
| 4 | 788 | 0.760 | 0.760 | 0.000 |
| 5 | 959 | 0.755 | 0.756 | 0.000 |
| 5 | 991 | 0.753 | 0.754 | 0.000 |
| 5 | 1000 | 0.753 | 0.753 | 0.000 |
| 5 | 1011 | 0.754 | 0.754 | 0.000 |
| 5 | 1087 | 0.757 | 0.757 | 0.000 |
| 5 | 1097 | 0.757 | 0.757 | 0.000 |
| 10 | 180 | 0.756 | 0.756 | 0.000 |
| 10 | 236 | 0.756 | 0.756 | 0.000 |
| 10 | 246 | 0.755 | 0.755 | 0.000 |
| 12 | 190 | 0.757 | 0.757 | 0.000 |
| 12 | 266 | 0.756 | 0.756 | 0.000 |
| 12 | 308 | 0.756 | 0.756 | 0.000 |
| 15 | 848 | 0.759 | 0.759 | 0.000 |
| 15 | 878 | 0.755 | 0.755 | 0.000 |
| 15 | 880 | 0.758 | 0.758 | 0.000 |
| 15 | 942 | 0.757 | 0.757 | 0.000 |
| 15 | 947 | 0.756 | 0.756 | 0.000 |
| 15 | 962 | 0.759 | 0.759 | 0.000 |
| 30 | 1141 | 0.758 | 0.758 | 0.000 |
| 30 | 1242 | 0.757 | 0.757 | 0.000 |
| 30 | 1417 | 0.758 | 0.757 | 0.000 |
| 32 | 1126 | 0.757 | 0.757 | 0.000 |
| 32 | 1165 | 0.758 | 0.758 | 0.000 |
| 32 | 1300 | 0.759 | 0.759 | 0.000 |
| 35 | 376 | 0.757 | 0.757 | 0.000 |
| 35 | 405 | 0.756 | 0.756 | 0.000 |
| 35 | 425 | 0.756 | 0.756 | 0.000 |
| 35 | 492 | 0.756 | 0.756 | 0.000 |
| 35 | 501 | 0.757 | 0.757 | 0.000 |
| 35 | 521 | 0.755 | 0.755 | 0.000 |
| 50 | 300 | 0.755 | 0.755 | 0.000 |
| 50 | 756 | 0.757 | 0.757 | 0.000 |
| 50 | 1100 | 0.758 | 0.757 | 0.000 |
| 52 | 451 | 0.757 | 0.757 | 0.000 |
| 52 | 587 | 0.755 | 0.755 | 0.000 |
| 52 | 956 | 0.754 | 0.754 | 0.000 |
| 55 | 198 | 0.757 | 0.757 | 0.000 |
| 55 | 220 | 0.755 | 0.755 | 0.000 |
| 55 | 665 | 0.756 | 0.756 | 0.000 |
| 55 | 818 | 0.756 | 0.756 | 0.000 |
| 55 | 1057 | 0.759 | 0.759 | 0.000 |
| 55 | 1137 | 0.758 | 0.758 | 0.000 |
| 100 | 448 | 0.753 | 0.754 | 0.000 |
| 100 | 938 | 0.756 | 0.756 | 0.000 |
| 100 | 1051 | 0.756 | 0.756 | 0.000 |
| 102 | 921 | 0.757 | 0.757 | 0.000 |
| 102 | 1113 | 0.757 | 0.757 | 0.000 |
| 102 | 1234 | 0.755 | 0.755 | 0.000 |
| 105 | 194 | 0.756 | 0.756 | 0.000 |
| 105 | 367 | 0.755 | 0.755 | 0.000 |
| 105 | 440 | 0.755 | 0.755 | 0.000 |
| 105 | 477 | 0.757 | 0.757 | 0.000 |
| 105 | 556 | 0.756 | 0.756 | 0.000 |
| 105 | 1213 | 0.756 | 0.756 | 0.000 |
| Max | | 0.760 | 0.760 | 0.000 |
| Average | | 0.756 | 0.756 | 0.000 |
| Min | | 0.753 | 0.753 | 0.000 |
| Std Dev | | 0.001 | 0.001 | 0.000 |

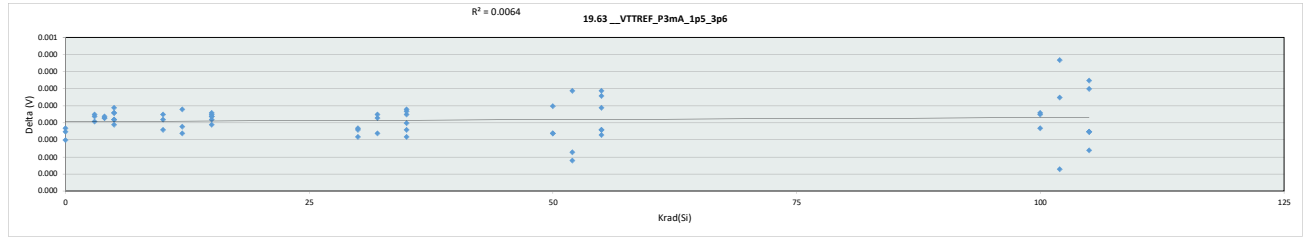


| 19.62_VTTREF_N3mA_1p5_3p6 | | | | | | | | | | | | | | | | |
|---------------------------|--------|-------------|-------|-----------|-----------|-------|-------|-------|-------|-------|-------|-------|-------|-------|-------|-------|
| Test Site | Tester | Test Number | Unit | Max Limit | Min Limit | | | | | | | | | | | |
| | | | V | 0.765 | 0.735 | | | | | | | | | | | |
| Krad(Si) | 0 | 3 | 4 | 5 | 10 | 12 | 15 | 30 | 32 | 35 | 50 | 52 | 55 | 100 | 102 | 105 |
| LL | 0.735 | 0.735 | 0.735 | 0.735 | 0.735 | 0.735 | 0.735 | 0.735 | 0.735 | 0.735 | 0.735 | 0.735 | 0.735 | 0.735 | 0.735 | 0.735 |
| Min | 0.756 | 0.756 | 0.755 | 0.753 | 0.755 | 0.756 | 0.755 | 0.757 | 0.757 | 0.755 | 0.755 | 0.754 | 0.755 | 0.754 | 0.755 | 0.755 |
| Average | 0.757 | 0.756 | 0.756 | 0.755 | 0.756 | 0.756 | 0.757 | 0.758 | 0.758 | 0.757 | 0.756 | 0.755 | 0.757 | 0.755 | 0.756 | 0.756 |
| Max | 0.757 | 0.756 | 0.760 | 0.757 | 0.756 | 0.757 | 0.759 | 0.758 | 0.759 | 0.757 | 0.757 | 0.757 | 0.759 | 0.756 | 0.757 | 0.757 |
| UL | 0.765 | 0.765 | 0.765 | 0.765 | 0.765 | 0.765 | 0.765 | 0.765 | 0.765 | 0.765 | 0.765 | 0.765 | 0.765 | 0.765 | 0.765 | 0.765 |

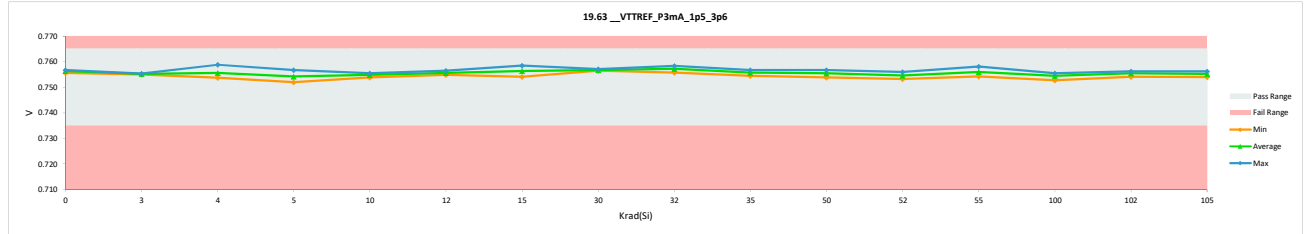


HDR TID Report
TPS7H3302-SP QML CALSS P

| 19.63_VTTREF_P3mA_1p5_3p6 | | | | |
|---------------------------|----------|-------------|-------|-------|
| Test Site | Tester | Test Number | Unit | |
| | | | V | V |
| Max Limit | | | 0.765 | 0.765 |
| Min Limit | | | 0.735 | 0.735 |
| Krad(Si) | Serial # | PRE | POST | Delta |
| 0 | 775 | 0.756 | 0.756 | 0.000 |
| 0 | 1088 | 0.757 | 0.757 | 0.000 |
| 0 | 1106 | 0.757 | 0.757 | 0.000 |
| 3 | 817 | 0.755 | 0.755 | 0.000 |
| 3 | 825 | 0.755 | 0.755 | 0.000 |
| 3 | 833 | 0.755 | 0.755 | 0.000 |
| 4 | 547 | 0.754 | 0.754 | 0.000 |
| 4 | 645 | 0.754 | 0.754 | 0.000 |
| 4 | 788 | 0.759 | 0.759 | 0.000 |
| 5 | 959 | 0.755 | 0.755 | 0.000 |
| 5 | 991 | 0.753 | 0.753 | 0.000 |
| 5 | 1000 | 0.752 | 0.752 | 0.000 |
| 5 | 1011 | 0.753 | 0.753 | 0.000 |
| 5 | 1087 | 0.757 | 0.757 | 0.000 |
| 5 | 1097 | 0.756 | 0.756 | 0.000 |
| 10 | 180 | 0.755 | 0.755 | 0.000 |
| 10 | 236 | 0.755 | 0.755 | 0.000 |
| 10 | 246 | 0.754 | 0.754 | 0.000 |
| 12 | 190 | 0.756 | 0.757 | 0.000 |
| 12 | 266 | 0.755 | 0.755 | 0.000 |
| 12 | 308 | 0.756 | 0.756 | 0.000 |
| 15 | 848 | 0.758 | 0.758 | 0.000 |
| 15 | 878 | 0.754 | 0.754 | 0.000 |
| 15 | 880 | 0.757 | 0.757 | 0.000 |
| 15 | 942 | 0.756 | 0.756 | 0.000 |
| 15 | 947 | 0.755 | 0.755 | 0.000 |
| 15 | 962 | 0.758 | 0.759 | 0.000 |
| 30 | 1141 | 0.757 | 0.757 | 0.000 |
| 30 | 1242 | 0.757 | 0.757 | 0.000 |
| 30 | 1417 | 0.757 | 0.757 | 0.000 |
| 32 | 1126 | 0.756 | 0.756 | 0.000 |
| 32 | 1165 | 0.758 | 0.758 | 0.000 |
| 32 | 1300 | 0.758 | 0.758 | 0.000 |
| 35 | 376 | 0.757 | 0.757 | 0.000 |
| 35 | 405 | 0.755 | 0.756 | 0.000 |
| 35 | 425 | 0.756 | 0.756 | 0.000 |
| 35 | 492 | 0.756 | 0.756 | 0.000 |
| 35 | 501 | 0.757 | 0.757 | 0.000 |
| 35 | 521 | 0.755 | 0.755 | 0.000 |
| 50 | 300 | 0.754 | 0.754 | 0.000 |
| 50 | 756 | 0.756 | 0.756 | 0.000 |
| 50 | 1100 | 0.757 | 0.757 | 0.000 |
| 52 | 451 | 0.756 | 0.756 | 0.000 |
| 52 | 587 | 0.754 | 0.755 | 0.000 |
| 52 | 956 | 0.753 | 0.753 | 0.000 |
| 55 | 198 | 0.756 | 0.756 | 0.000 |
| 55 | 220 | 0.754 | 0.754 | 0.000 |
| 55 | 665 | 0.755 | 0.755 | 0.000 |
| 55 | 818 | 0.755 | 0.756 | 0.000 |
| 55 | 1057 | 0.758 | 0.758 | 0.000 |
| 55 | 1137 | 0.757 | 0.757 | 0.000 |
| 100 | 448 | 0.753 | 0.753 | 0.000 |
| 100 | 938 | 0.755 | 0.756 | 0.000 |
| 100 | 1051 | 0.755 | 0.755 | 0.000 |
| 102 | 921 | 0.756 | 0.756 | 0.000 |
| 102 | 1113 | 0.756 | 0.756 | 0.000 |
| 102 | 1234 | 0.754 | 0.754 | 0.000 |
| 105 | 194 | 0.755 | 0.755 | 0.000 |
| 105 | 367 | 0.754 | 0.754 | 0.000 |
| 105 | 440 | 0.754 | 0.755 | 0.000 |
| 105 | 477 | 0.756 | 0.756 | 0.000 |
| 105 | 556 | 0.756 | 0.756 | 0.000 |
| 105 | 1213 | 0.756 | 0.756 | 0.000 |
| Max | | 0.759 | 0.759 | 0.000 |
| Average | | 0.756 | 0.756 | 0.000 |
| Min | | 0.752 | 0.752 | 0.000 |
| Std Dev | | 0.001 | 0.001 | 0.000 |

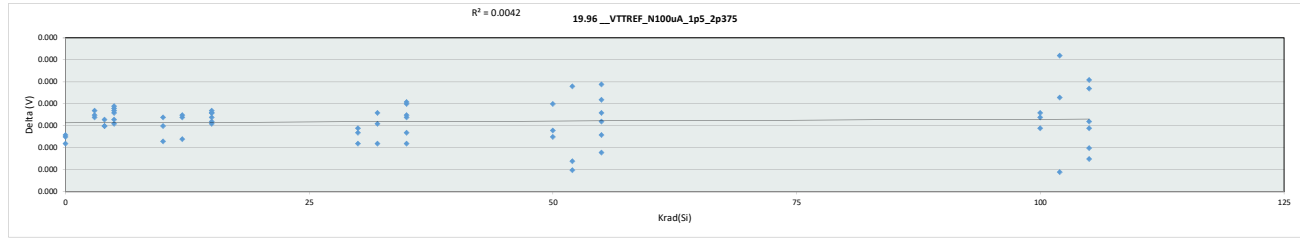


| 19.63_VTTREF_P3mA_1p5_3p6 | | | | | | | | | | | | | | | | |
|---------------------------|--------|-------------|-----------|-----------|-------|-------|-------|-------|-------|-------|-------|-------|-------|-------|-------|-------|
| Test Site | Tester | Test Number | Max Limit | Min Limit | | | | | | | | | | | | |
| | | | 0.765 | V | | | | | | | | | | | | |
| | | | 0.735 | V | | | | | | | | | | | | |
| Krad(Si) | 0 | 3 | 4 | 5 | 10 | 12 | 15 | 30 | 32 | 35 | 50 | 52 | 55 | 100 | 102 | 105 |
| LL | 0.735 | 0.735 | 0.735 | 0.735 | 0.735 | 0.735 | 0.735 | 0.735 | 0.735 | 0.735 | 0.735 | 0.735 | 0.735 | 0.735 | 0.735 | 0.735 |
| Min | 0.756 | 0.755 | 0.754 | 0.752 | 0.754 | 0.755 | 0.754 | 0.757 | 0.756 | 0.755 | 0.754 | 0.753 | 0.754 | 0.753 | 0.754 | 0.754 |
| Average | 0.756 | 0.755 | 0.756 | 0.754 | 0.755 | 0.756 | 0.756 | 0.757 | 0.757 | 0.756 | 0.755 | 0.755 | 0.756 | 0.755 | 0.755 | 0.755 |
| Max | 0.757 | 0.755 | 0.759 | 0.757 | 0.755 | 0.757 | 0.759 | 0.757 | 0.758 | 0.757 | 0.757 | 0.756 | 0.758 | 0.756 | 0.756 | 0.756 |
| UL | 0.765 | 0.765 | 0.765 | 0.765 | 0.765 | 0.765 | 0.765 | 0.765 | 0.765 | 0.765 | 0.765 | 0.765 | 0.765 | 0.765 | 0.765 | 0.765 |

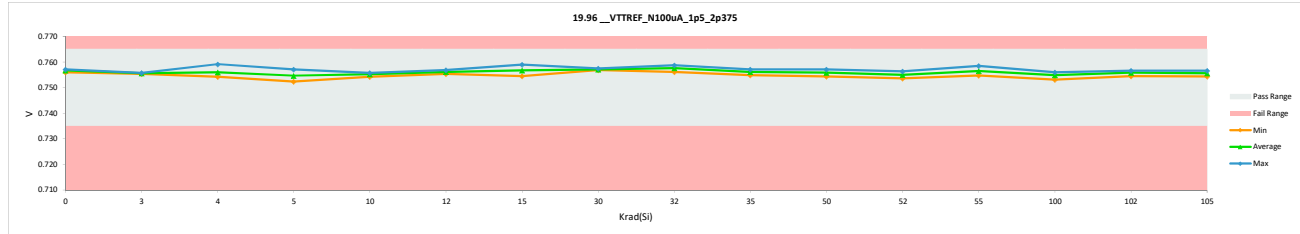


HDR TID Report
TPS7H3302-SP QML CALSS P

| 19.96_VTTREF_N100uA_1p5_2p375 | | | | |
|-------------------------------|----------|-------------|-------|-------|
| Test Site | Tester | Test Number | Unit | |
| | | | V | V |
| Max Limit | | | 0.765 | 0.765 |
| Min Limit | | | 0.735 | 0.735 |
| Krad(Si) | Serial # | PRE | POST | Delta |
| 0 | 775 | 0.756 | 0.756 | 0.000 |
| 0 | 1088 | 0.757 | 0.757 | 0.000 |
| 0 | 1106 | 0.757 | 0.757 | 0.000 |
| 3 | 817 | 0.755 | 0.755 | 0.000 |
| 3 | 825 | 0.756 | 0.756 | 0.000 |
| 3 | 833 | 0.756 | 0.756 | 0.000 |
| 4 | 547 | 0.754 | 0.754 | 0.000 |
| 4 | 645 | 0.755 | 0.755 | 0.000 |
| 4 | 788 | 0.759 | 0.759 | 0.000 |
| 5 | 959 | 0.755 | 0.755 | 0.000 |
| 5 | 991 | 0.753 | 0.753 | 0.000 |
| 5 | 1000 | 0.752 | 0.752 | 0.000 |
| 5 | 1011 | 0.753 | 0.754 | 0.000 |
| 5 | 1087 | 0.757 | 0.757 | 0.000 |
| 5 | 1097 | 0.757 | 0.757 | 0.000 |
| 10 | 180 | 0.756 | 0.756 | 0.000 |
| 10 | 236 | 0.756 | 0.756 | 0.000 |
| 10 | 246 | 0.754 | 0.754 | 0.000 |
| 12 | 190 | 0.757 | 0.757 | 0.000 |
| 12 | 266 | 0.755 | 0.755 | 0.000 |
| 12 | 308 | 0.756 | 0.756 | 0.000 |
| 15 | 848 | 0.758 | 0.758 | 0.000 |
| 15 | 878 | 0.755 | 0.755 | 0.000 |
| 15 | 880 | 0.758 | 0.758 | 0.000 |
| 15 | 942 | 0.756 | 0.756 | 0.000 |
| 15 | 947 | 0.755 | 0.755 | 0.000 |
| 15 | 962 | 0.759 | 0.759 | 0.000 |
| 30 | 1141 | 0.758 | 0.758 | 0.000 |
| 30 | 1242 | 0.757 | 0.757 | 0.000 |
| 30 | 1417 | 0.757 | 0.757 | 0.000 |
| 32 | 1126 | 0.756 | 0.756 | 0.000 |
| 32 | 1165 | 0.758 | 0.758 | 0.000 |
| 32 | 1300 | 0.759 | 0.759 | 0.000 |
| 35 | 376 | 0.757 | 0.757 | 0.000 |
| 35 | 405 | 0.756 | 0.756 | 0.000 |
| 35 | 425 | 0.756 | 0.756 | 0.000 |
| 35 | 492 | 0.756 | 0.756 | 0.000 |
| 35 | 501 | 0.757 | 0.757 | 0.000 |
| 35 | 521 | 0.755 | 0.755 | 0.000 |
| 50 | 300 | 0.754 | 0.754 | 0.000 |
| 50 | 756 | 0.756 | 0.756 | 0.000 |
| 50 | 1100 | 0.757 | 0.757 | 0.000 |
| 52 | 451 | 0.757 | 0.756 | 0.000 |
| 52 | 587 | 0.755 | 0.755 | 0.000 |
| 52 | 956 | 0.754 | 0.754 | 0.000 |
| 55 | 198 | 0.756 | 0.757 | 0.000 |
| 55 | 220 | 0.755 | 0.755 | 0.000 |
| 55 | 665 | 0.755 | 0.755 | 0.000 |
| 55 | 818 | 0.756 | 0.756 | 0.000 |
| 55 | 1057 | 0.759 | 0.759 | 0.000 |
| 55 | 1137 | 0.758 | 0.758 | 0.000 |
| 100 | 448 | 0.753 | 0.753 | 0.000 |
| 100 | 938 | 0.756 | 0.756 | 0.000 |
| 100 | 1051 | 0.756 | 0.756 | 0.000 |
| 102 | 921 | 0.756 | 0.757 | 0.000 |
| 102 | 1113 | 0.756 | 0.757 | 0.000 |
| 102 | 1234 | 0.755 | 0.755 | 0.000 |
| 105 | 194 | 0.756 | 0.756 | 0.000 |
| 105 | 367 | 0.755 | 0.754 | 0.000 |
| 105 | 440 | 0.755 | 0.755 | 0.000 |
| 105 | 477 | 0.757 | 0.757 | 0.000 |
| 105 | 556 | 0.756 | 0.756 | 0.000 |
| 105 | 1213 | 0.756 | 0.756 | 0.000 |
| Max | | 0.759 | 0.759 | 0.000 |
| Average | | 0.756 | 0.756 | 0.000 |
| Min | | 0.752 | 0.752 | 0.000 |
| Std Dev | | 0.001 | 0.001 | 0.000 |

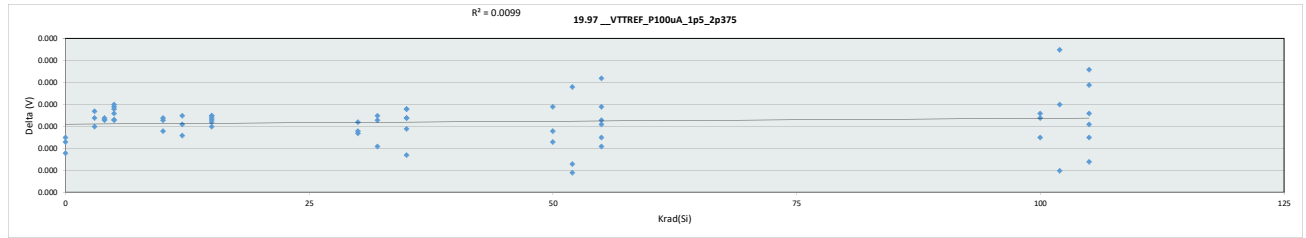


| 19.96_VTTREF_N100uA_1p5 | | | | | | | | | | | | | | | | |
|-------------------------|--------|-------------|-----------|-----------|-------|-------|-------|-------|-------|-------|-------|-------|-------|-------|-------|-------|
| Test Site | Tester | Test Number | Max Limit | Min Limit | | | | | | | | | | | | |
| | | | 0.765 | 0.735 | | | | | | | | | | | | |
| | | | 0.735 | 0.765 | | | | | | | | | | | | |
| Krad(Si) | 0 | 3 | 4 | 5 | 10 | 12 | 15 | 30 | 32 | 35 | 50 | 52 | 55 | 100 | 102 | 105 |
| LL | 0.735 | 0.735 | 0.735 | 0.735 | 0.735 | 0.735 | 0.735 | 0.735 | 0.735 | 0.735 | 0.735 | 0.735 | 0.735 | 0.735 | 0.735 | 0.735 |
| Min | 0.756 | 0.755 | 0.754 | 0.752 | 0.754 | 0.755 | 0.755 | 0.756 | 0.756 | 0.755 | 0.754 | 0.754 | 0.755 | 0.753 | 0.755 | 0.754 |
| Average | 0.757 | 0.756 | 0.756 | 0.755 | 0.755 | 0.756 | 0.757 | 0.757 | 0.758 | 0.756 | 0.756 | 0.755 | 0.757 | 0.755 | 0.756 | 0.756 |
| Max | 0.757 | 0.756 | 0.759 | 0.757 | 0.756 | 0.757 | 0.759 | 0.758 | 0.759 | 0.757 | 0.757 | 0.756 | 0.759 | 0.756 | 0.757 | 0.757 |
| UL | 0.765 | 0.765 | 0.765 | 0.765 | 0.765 | 0.765 | 0.765 | 0.765 | 0.765 | 0.765 | 0.765 | 0.765 | 0.765 | 0.765 | 0.765 | 0.765 |

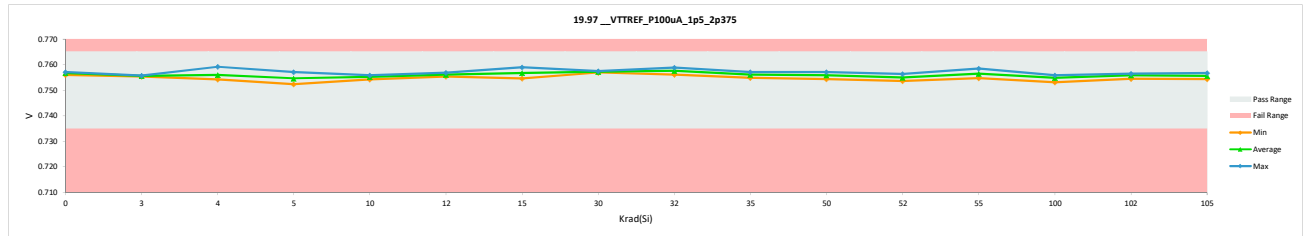


HDR TID Report
TPS7H3302-SP QML CALSS P

| 19.97_VTTREF_P100uA_1p5_2p375 | | | | |
|-------------------------------|----------|-------|-------|-------|
| Test Site | Serial # | PRE | POST | Delta |
| Tester | | | | |
| Test Number | | | | |
| Unit | V | V | | |
| Max Limit | 0.765 | 0.765 | | |
| Min Limit | 0.735 | 0.735 | | |
| Krad(Si) | | | | |
| 0 | 775 | 0.756 | 0.756 | 0.000 |
| 0 | 1088 | 0.757 | 0.757 | 0.000 |
| 0 | 1106 | 0.757 | 0.757 | 0.000 |
| 3 | 817 | 0.755 | 0.755 | 0.000 |
| 3 | 825 | 0.756 | 0.756 | 0.000 |
| 3 | 833 | 0.756 | 0.756 | 0.000 |
| 4 | 547 | 0.754 | 0.754 | 0.000 |
| 4 | 645 | 0.755 | 0.755 | 0.000 |
| 4 | 788 | 0.759 | 0.759 | 0.000 |
| 5 | 959 | 0.755 | 0.755 | 0.000 |
| 5 | 991 | 0.753 | 0.753 | 0.000 |
| 5 | 1000 | 0.752 | 0.752 | 0.000 |
| 5 | 1011 | 0.753 | 0.754 | 0.000 |
| 5 | 1087 | 0.757 | 0.757 | 0.000 |
| 5 | 1097 | 0.757 | 0.757 | 0.000 |
| 10 | 180 | 0.756 | 0.756 | 0.000 |
| 10 | 236 | 0.756 | 0.756 | 0.000 |
| 10 | 246 | 0.754 | 0.754 | 0.000 |
| 12 | 190 | 0.757 | 0.757 | 0.000 |
| 12 | 266 | 0.755 | 0.755 | 0.000 |
| 12 | 308 | 0.756 | 0.756 | 0.000 |
| 15 | 848 | 0.758 | 0.758 | 0.000 |
| 15 | 878 | 0.755 | 0.755 | 0.000 |
| 15 | 880 | 0.758 | 0.758 | 0.000 |
| 15 | 942 | 0.756 | 0.756 | 0.000 |
| 15 | 947 | 0.755 | 0.755 | 0.000 |
| 15 | 962 | 0.759 | 0.759 | 0.000 |
| 30 | 1141 | 0.758 | 0.758 | 0.000 |
| 30 | 1242 | 0.757 | 0.757 | 0.000 |
| 30 | 1417 | 0.757 | 0.757 | 0.000 |
| 32 | 1126 | 0.756 | 0.756 | 0.000 |
| 32 | 1165 | 0.758 | 0.758 | 0.000 |
| 32 | 1300 | 0.759 | 0.759 | 0.000 |
| 35 | 376 | 0.757 | 0.757 | 0.000 |
| 35 | 405 | 0.756 | 0.756 | 0.000 |
| 35 | 425 | 0.756 | 0.756 | 0.000 |
| 35 | 492 | 0.756 | 0.756 | 0.000 |
| 35 | 501 | 0.757 | 0.757 | 0.000 |
| 35 | 521 | 0.755 | 0.755 | 0.000 |
| 50 | 300 | 0.754 | 0.754 | 0.000 |
| 50 | 756 | 0.756 | 0.756 | 0.000 |
| 50 | 1100 | 0.757 | 0.757 | 0.000 |
| 52 | 451 | 0.757 | 0.756 | 0.000 |
| 52 | 587 | 0.755 | 0.755 | 0.000 |
| 52 | 956 | 0.754 | 0.754 | 0.000 |
| 55 | 198 | 0.756 | 0.756 | 0.000 |
| 55 | 220 | 0.755 | 0.755 | 0.000 |
| 55 | 665 | 0.755 | 0.755 | 0.000 |
| 55 | 818 | 0.756 | 0.756 | 0.000 |
| 55 | 1057 | 0.759 | 0.758 | 0.000 |
| 55 | 1137 | 0.758 | 0.758 | 0.000 |
| 100 | 448 | 0.753 | 0.753 | 0.000 |
| 100 | 938 | 0.756 | 0.756 | 0.000 |
| 100 | 1051 | 0.756 | 0.756 | 0.000 |
| 102 | 921 | 0.756 | 0.757 | 0.000 |
| 102 | 1113 | 0.756 | 0.757 | 0.000 |
| 102 | 1234 | 0.755 | 0.755 | 0.000 |
| 105 | 194 | 0.756 | 0.756 | 0.000 |
| 105 | 367 | 0.755 | 0.754 | 0.000 |
| 105 | 440 | 0.755 | 0.755 | 0.000 |
| 105 | 477 | 0.757 | 0.757 | 0.000 |
| 105 | 556 | 0.756 | 0.756 | 0.000 |
| 105 | 1213 | 0.756 | 0.756 | 0.000 |
| Max | | 0.759 | 0.759 | 0.000 |
| Average | | 0.756 | 0.756 | 0.000 |
| Min | | 0.752 | 0.752 | 0.000 |
| Std Dev | | 0.001 | 0.001 | 0.000 |

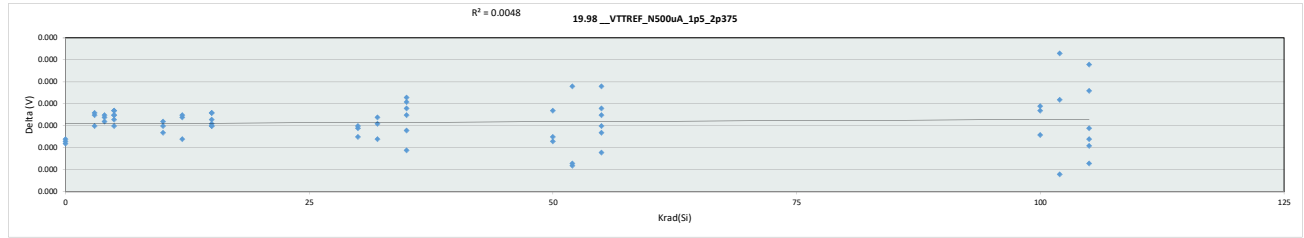


| 19.97_VTTREF_P100uA_1p5 | | | | | | | | | | | | | | | |
|-------------------------|----------|-------|-------|-------|-------|-------|-------|-------|-------|-------|-------|-------|-------|-------|-------|
| Test Site | Serial # | PRE | POST | Delta | | | | | | | | | | | |
| Tester | | | | | | | | | | | | | | | |
| Test Number | | | | | | | | | | | | | | | |
| Unit | V | V | | | | | | | | | | | | | |
| Max Limit | 0.765 | 0.765 | | | | | | | | | | | | | |
| Min Limit | 0.735 | 0.735 | | | | | | | | | | | | | |
| Krad(Si) | | | | | | | | | | | | | | | |
| LL | 0.735 | 0.735 | 0.735 | 0.735 | 0.735 | 0.735 | 0.735 | 0.735 | 0.735 | 0.735 | 0.735 | 0.735 | 0.735 | 0.735 | 0.735 |
| Min | 0.756 | 0.755 | 0.754 | 0.752 | 0.754 | 0.755 | 0.755 | 0.756 | 0.757 | 0.756 | 0.755 | 0.754 | 0.755 | 0.753 | 0.755 |
| Average | 0.757 | 0.756 | 0.756 | 0.755 | 0.755 | 0.756 | 0.757 | 0.757 | 0.758 | 0.756 | 0.756 | 0.755 | 0.756 | 0.755 | 0.756 |
| Max | 0.757 | 0.756 | 0.759 | 0.757 | 0.756 | 0.757 | 0.759 | 0.758 | 0.759 | 0.757 | 0.757 | 0.756 | 0.759 | 0.756 | 0.757 |
| UL | 0.765 | 0.765 | 0.765 | 0.765 | 0.765 | 0.765 | 0.765 | 0.765 | 0.765 | 0.765 | 0.765 | 0.765 | 0.765 | 0.765 | 0.765 |

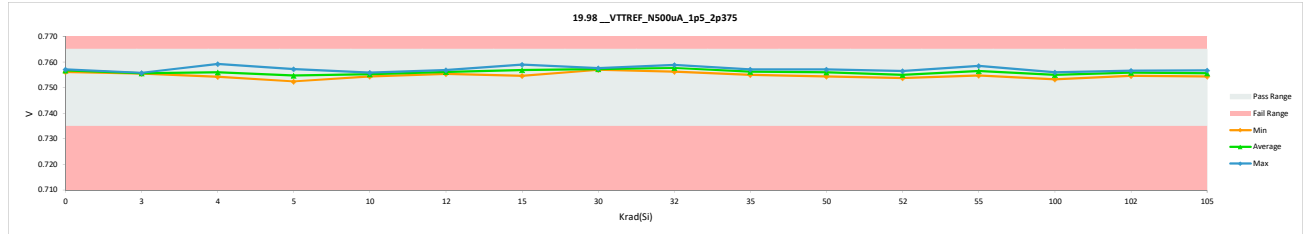


HDR TID Report
TPS7H3302-SP QML CALSS P

| 19.98_VTTREF_N500uA_1p5_2p375 | | | | |
|-------------------------------|----------|-------------|-------|-------|
| Test Site | Tester | Test Number | Unit | |
| | | | V | V |
| Max Limit | | | 0.765 | 0.765 |
| Min Limit | | | 0.735 | 0.735 |
| Krad(Si) | Serial # | PRE | POST | Delta |
| 0 | 775 | 0.756 | 0.756 | 0.000 |
| 0 | 1088 | 0.757 | 0.757 | 0.000 |
| 0 | 1106 | 0.757 | 0.757 | 0.000 |
| 3 | 817 | 0.755 | 0.756 | 0.000 |
| 3 | 825 | 0.756 | 0.756 | 0.000 |
| 3 | 833 | 0.756 | 0.756 | 0.000 |
| 4 | 547 | 0.754 | 0.754 | 0.000 |
| 4 | 645 | 0.755 | 0.755 | 0.000 |
| 4 | 788 | 0.759 | 0.759 | 0.000 |
| 5 | 959 | 0.755 | 0.755 | 0.000 |
| 5 | 991 | 0.753 | 0.753 | 0.000 |
| 5 | 1000 | 0.752 | 0.752 | 0.000 |
| 5 | 1011 | 0.754 | 0.754 | 0.000 |
| 5 | 1087 | 0.757 | 0.757 | 0.000 |
| 5 | 1097 | 0.757 | 0.757 | 0.000 |
| 10 | 180 | 0.756 | 0.756 | 0.000 |
| 10 | 236 | 0.756 | 0.756 | 0.000 |
| 10 | 246 | 0.754 | 0.754 | 0.000 |
| 12 | 190 | 0.757 | 0.757 | 0.000 |
| 12 | 266 | 0.755 | 0.755 | 0.000 |
| 12 | 308 | 0.756 | 0.756 | 0.000 |
| 15 | 848 | 0.758 | 0.758 | 0.000 |
| 15 | 878 | 0.755 | 0.755 | 0.000 |
| 15 | 880 | 0.758 | 0.758 | 0.000 |
| 15 | 942 | 0.756 | 0.756 | 0.000 |
| 15 | 947 | 0.755 | 0.755 | 0.000 |
| 15 | 962 | 0.759 | 0.759 | 0.000 |
| 30 | 1141 | 0.758 | 0.758 | 0.000 |
| 30 | 1242 | 0.757 | 0.757 | 0.000 |
| 30 | 1417 | 0.757 | 0.757 | 0.000 |
| 32 | 1126 | 0.756 | 0.756 | 0.000 |
| 32 | 1165 | 0.758 | 0.758 | 0.000 |
| 32 | 1300 | 0.759 | 0.759 | 0.000 |
| 35 | 376 | 0.757 | 0.757 | 0.000 |
| 35 | 405 | 0.756 | 0.756 | 0.000 |
| 35 | 425 | 0.756 | 0.756 | 0.000 |
| 35 | 492 | 0.756 | 0.756 | 0.000 |
| 35 | 501 | 0.757 | 0.757 | 0.000 |
| 35 | 521 | 0.755 | 0.755 | 0.000 |
| 50 | 300 | 0.754 | 0.754 | 0.000 |
| 50 | 756 | 0.756 | 0.756 | 0.000 |
| 50 | 1100 | 0.757 | 0.757 | 0.000 |
| 52 | 451 | 0.757 | 0.756 | 0.000 |
| 52 | 587 | 0.755 | 0.755 | 0.000 |
| 52 | 956 | 0.754 | 0.754 | 0.000 |
| 55 | 198 | 0.756 | 0.757 | 0.000 |
| 55 | 220 | 0.755 | 0.755 | 0.000 |
| 55 | 665 | 0.755 | 0.755 | 0.000 |
| 55 | 818 | 0.756 | 0.756 | 0.000 |
| 55 | 1057 | 0.759 | 0.759 | 0.000 |
| 55 | 1137 | 0.758 | 0.758 | 0.000 |
| 100 | 448 | 0.753 | 0.753 | 0.000 |
| 100 | 938 | 0.756 | 0.756 | 0.000 |
| 100 | 1051 | 0.756 | 0.756 | 0.000 |
| 102 | 921 | 0.757 | 0.757 | 0.000 |
| 102 | 1113 | 0.756 | 0.757 | 0.000 |
| 102 | 1234 | 0.755 | 0.755 | 0.000 |
| 105 | 194 | 0.756 | 0.756 | 0.000 |
| 105 | 367 | 0.755 | 0.754 | 0.000 |
| 105 | 440 | 0.755 | 0.755 | 0.000 |
| 105 | 477 | 0.757 | 0.757 | 0.000 |
| 105 | 556 | 0.756 | 0.756 | 0.000 |
| 105 | 1213 | 0.756 | 0.756 | 0.000 |
| Max | | 0.759 | 0.759 | 0.000 |
| Average | | 0.756 | 0.756 | 0.000 |
| Min | | 0.752 | 0.752 | 0.000 |
| Std Dev | | 0.001 | 0.001 | 0.000 |

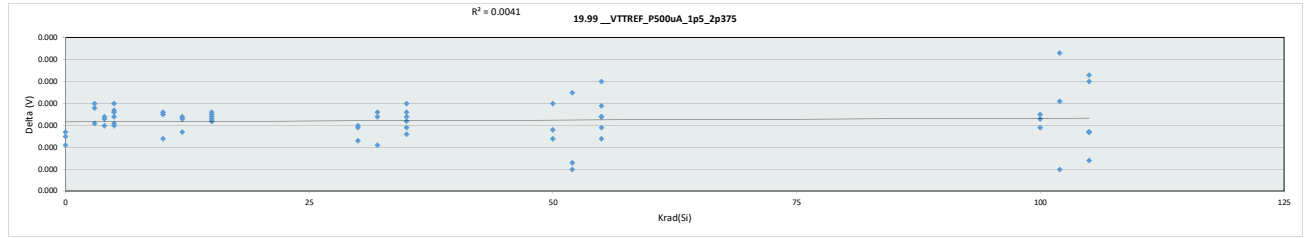


| 19.98_VTTREF_N500uA_1p5 | | | | | | | | | | | | | | | | |
|-------------------------|--------|-------------|-----------|-----------|-------|-------|-------|-------|-------|-------|-------|-------|-------|-------|-------|-------|
| Test Site | Tester | Test Number | Max Limit | Min Limit | | | | | | | | | | | | |
| | | | 0.765 | 0.735 | | | | | | | | | | | | |
| | | | 0.735 | 0.765 | | | | | | | | | | | | |
| Krad(Si) | 0 | 3 | 4 | 5 | 10 | 12 | 15 | 30 | 32 | 35 | 50 | 52 | 55 | 100 | 102 | 105 |
| LL | 0.735 | 0.735 | 0.735 | 0.735 | 0.735 | 0.735 | 0.735 | 0.735 | 0.735 | 0.735 | 0.735 | 0.735 | 0.735 | 0.735 | 0.735 | 0.735 |
| Min | 0.756 | 0.756 | 0.754 | 0.752 | 0.754 | 0.755 | 0.755 | 0.756 | 0.756 | 0.755 | 0.754 | 0.754 | 0.755 | 0.753 | 0.755 | 0.754 |
| Average | 0.757 | 0.756 | 0.756 | 0.755 | 0.755 | 0.756 | 0.757 | 0.757 | 0.758 | 0.756 | 0.756 | 0.755 | 0.757 | 0.755 | 0.756 | 0.756 |
| Max | 0.757 | 0.756 | 0.759 | 0.757 | 0.756 | 0.757 | 0.759 | 0.758 | 0.759 | 0.757 | 0.757 | 0.756 | 0.759 | 0.756 | 0.757 | 0.757 |
| UL | 0.765 | 0.765 | 0.765 | 0.765 | 0.765 | 0.765 | 0.765 | 0.765 | 0.765 | 0.765 | 0.765 | 0.765 | 0.765 | 0.765 | 0.765 | 0.765 |

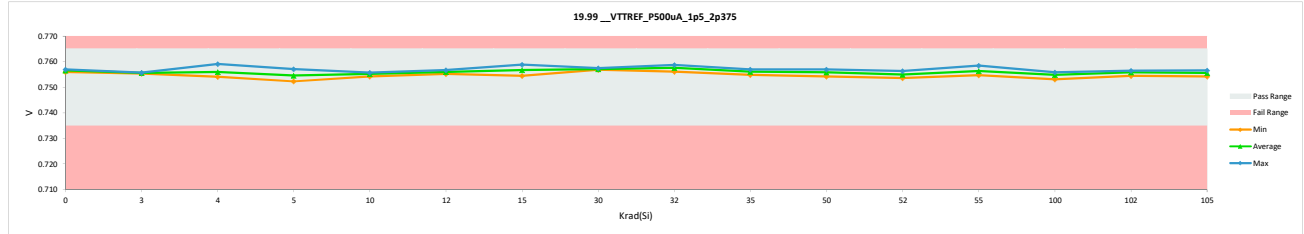


HDR TID Report
TPS7H3302-SP QML CALSS P

| 19.99_VTTREF_P500uA_1p5_2p375 | | | | |
|-------------------------------|----------|-------|-------|-------|
| Test Site | Serial # | PRE | POST | Delta |
| Tester | | | | |
| Test Number | | | | |
| Unit | | | | |
| Max Limit | | 0.765 | 0.765 | |
| Min Limit | | 0.735 | 0.735 | |
| Krad(Si) | Serial # | PRE | POST | Delta |
| 0 | 775 | 0.756 | 0.756 | 0.000 |
| 0 | 1088 | 0.757 | 0.757 | 0.000 |
| 0 | 1106 | 0.757 | 0.757 | 0.000 |
| 3 | 817 | 0.755 | 0.755 | 0.000 |
| 3 | 825 | 0.756 | 0.756 | 0.000 |
| 3 | 833 | 0.756 | 0.756 | 0.000 |
| 4 | 847 | 0.754 | 0.754 | 0.000 |
| 4 | 645 | 0.755 | 0.755 | 0.000 |
| 4 | 788 | 0.759 | 0.759 | 0.000 |
| 5 | 959 | 0.755 | 0.755 | 0.000 |
| 5 | 991 | 0.753 | 0.753 | 0.000 |
| 5 | 1000 | 0.752 | 0.752 | 0.000 |
| 5 | 1011 | 0.753 | 0.754 | 0.000 |
| 5 | 1087 | 0.757 | 0.757 | 0.000 |
| 5 | 1097 | 0.757 | 0.757 | 0.000 |
| 10 | 180 | 0.755 | 0.756 | 0.000 |
| 10 | 236 | 0.756 | 0.756 | 0.000 |
| 10 | 246 | 0.754 | 0.754 | 0.000 |
| 12 | 190 | 0.757 | 0.757 | 0.000 |
| 12 | 266 | 0.755 | 0.755 | 0.000 |
| 12 | 308 | 0.756 | 0.756 | 0.000 |
| 15 | 848 | 0.758 | 0.758 | 0.000 |
| 15 | 878 | 0.754 | 0.755 | 0.000 |
| 15 | 880 | 0.759 | 0.759 | 0.000 |
| 15 | 942 | 0.756 | 0.756 | 0.000 |
| 15 | 947 | 0.755 | 0.755 | 0.000 |
| 15 | 962 | 0.759 | 0.759 | 0.000 |
| 30 | 1141 | 0.757 | 0.757 | 0.000 |
| 30 | 1242 | 0.757 | 0.757 | 0.000 |
| 30 | 1417 | 0.757 | 0.757 | 0.000 |
| 32 | 1126 | 0.756 | 0.756 | 0.000 |
| 32 | 1165 | 0.758 | 0.758 | 0.000 |
| 32 | 1300 | 0.759 | 0.759 | 0.000 |
| 35 | 376 | 0.757 | 0.757 | 0.000 |
| 35 | 405 | 0.756 | 0.756 | 0.000 |
| 35 | 425 | 0.756 | 0.756 | 0.000 |
| 35 | 492 | 0.756 | 0.756 | 0.000 |
| 35 | 501 | 0.757 | 0.757 | 0.000 |
| 35 | 521 | 0.755 | 0.755 | 0.000 |
| 50 | 300 | 0.754 | 0.754 | 0.000 |
| 50 | 756 | 0.756 | 0.756 | 0.000 |
| 50 | 1100 | 0.757 | 0.757 | 0.000 |
| 52 | 451 | 0.757 | 0.756 | 0.000 |
| 52 | 587 | 0.755 | 0.755 | 0.000 |
| 52 | 956 | 0.754 | 0.754 | 0.000 |
| 55 | 198 | 0.756 | 0.756 | 0.000 |
| 55 | 220 | 0.755 | 0.755 | 0.000 |
| 55 | 665 | 0.755 | 0.755 | 0.000 |
| 55 | 818 | 0.756 | 0.756 | 0.000 |
| 55 | 1057 | 0.759 | 0.758 | 0.000 |
| 55 | 1137 | 0.758 | 0.758 | 0.000 |
| 100 | 448 | 0.753 | 0.753 | 0.000 |
| 100 | 938 | 0.756 | 0.756 | 0.000 |
| 100 | 1051 | 0.756 | 0.756 | 0.000 |
| 102 | 921 | 0.756 | 0.757 | 0.000 |
| 102 | 1113 | 0.756 | 0.756 | 0.000 |
| 102 | 1234 | 0.755 | 0.755 | 0.000 |
| 105 | 194 | 0.756 | 0.756 | 0.000 |
| 105 | 367 | 0.754 | 0.754 | 0.000 |
| 105 | 440 | 0.755 | 0.755 | 0.000 |
| 105 | 477 | 0.757 | 0.757 | 0.000 |
| 105 | 556 | 0.756 | 0.756 | 0.000 |
| 105 | 1213 | 0.756 | 0.756 | 0.000 |
| Max | | 0.759 | 0.759 | 0.000 |
| Average | | 0.756 | 0.756 | 0.000 |
| Min | | 0.752 | 0.752 | 0.000 |
| Std Dev | | 0.001 | 0.001 | 0.000 |

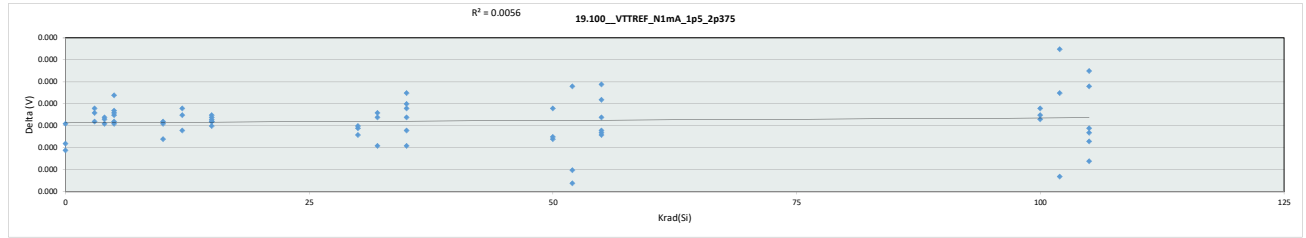


| 19.99_VTTREF_P500uA_1p5 | | | | | | | | | | | | | | | | |
|-------------------------|----------|-------|-------|-------|-------|-------|---------|-------|-------|-------|-------|-------|-------|-------|-------|-------|
| Test Site | Serial # | PRE | POST | Delta | LL | Min | Average | Max | UL | | | | | | | |
| Tester | | | | | | | | | | | | | | | | |
| Test Number | | | | | | | | | | | | | | | | |
| Max Limit | | 0.765 | V | | | | | | | | | | | | | |
| Min Limit | | 0.735 | V | | | | | | | | | | | | | |
| Krad(Si) | 0 | 3 | 4 | 5 | 10 | 12 | 15 | 30 | 32 | 35 | 50 | 52 | 55 | 100 | 102 | 105 |
| LL | 0.735 | 0.735 | 0.735 | 0.735 | 0.735 | 0.735 | 0.735 | 0.735 | 0.735 | 0.735 | 0.735 | 0.735 | 0.735 | 0.735 | 0.735 | 0.735 |
| Min | 0.756 | 0.755 | 0.754 | 0.752 | 0.754 | 0.755 | 0.755 | 0.756 | 0.757 | 0.756 | 0.755 | 0.754 | 0.755 | 0.753 | 0.755 | 0.754 |
| Average | 0.757 | 0.756 | 0.756 | 0.755 | 0.755 | 0.756 | 0.757 | 0.757 | 0.758 | 0.756 | 0.756 | 0.755 | 0.756 | 0.755 | 0.756 | 0.756 |
| Max | 0.757 | 0.756 | 0.759 | 0.757 | 0.756 | 0.757 | 0.759 | 0.757 | 0.759 | 0.757 | 0.757 | 0.757 | 0.758 | 0.756 | 0.757 | 0.757 |
| UL | 0.765 | 0.765 | 0.765 | 0.765 | 0.765 | 0.765 | 0.765 | 0.765 | 0.765 | 0.765 | 0.765 | 0.765 | 0.765 | 0.765 | 0.765 | 0.765 |

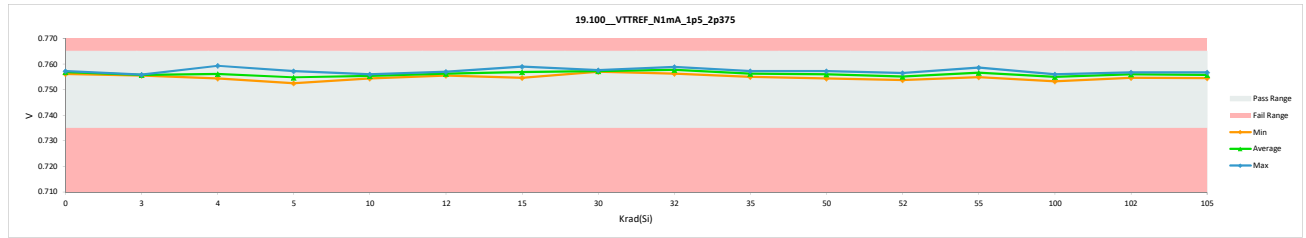


HDR TID Report
TPS7H3302-SP QML CALSS P

| 19.100_VTTREF_N1mA_1p5_2p375 | | | | |
|------------------------------|----------|-------------|-------|-------|
| Test Site | Tester | Test Number | Unit | |
| | | V | V | |
| Max Limit | | 0.765 | 0.765 | |
| Min Limit | | 0.735 | 0.735 | |
| Krad(Si) | Serial # | PRE | POST | Delta |
| 0 | 775 | 0.756 | 0.756 | 0.000 |
| 0 | 1088 | 0.757 | 0.757 | 0.000 |
| 0 | 1106 | 0.757 | 0.757 | 0.000 |
| 3 | 817 | 0.756 | 0.756 | 0.000 |
| 3 | 825 | 0.756 | 0.756 | 0.000 |
| 3 | 833 | 0.756 | 0.756 | 0.000 |
| 4 | 547 | 0.754 | 0.754 | 0.000 |
| 4 | 645 | 0.755 | 0.755 | 0.000 |
| 4 | 788 | 0.759 | 0.759 | 0.000 |
| 5 | 959 | 0.755 | 0.755 | 0.000 |
| 5 | 991 | 0.753 | 0.753 | 0.000 |
| 5 | 1000 | 0.752 | 0.753 | 0.000 |
| 5 | 1011 | 0.754 | 0.754 | 0.000 |
| 5 | 1087 | 0.757 | 0.757 | 0.000 |
| 5 | 1097 | 0.757 | 0.757 | 0.000 |
| 10 | 180 | 0.756 | 0.756 | 0.000 |
| 10 | 236 | 0.756 | 0.756 | 0.000 |
| 10 | 246 | 0.754 | 0.754 | 0.000 |
| 12 | 190 | 0.757 | 0.757 | 0.000 |
| 12 | 266 | 0.756 | 0.755 | 0.000 |
| 12 | 308 | 0.756 | 0.756 | 0.000 |
| 15 | 848 | 0.758 | 0.758 | 0.000 |
| 15 | 878 | 0.755 | 0.755 | 0.000 |
| 15 | 880 | 0.758 | 0.758 | 0.000 |
| 15 | 942 | 0.756 | 0.756 | 0.000 |
| 15 | 947 | 0.755 | 0.755 | 0.000 |
| 15 | 962 | 0.759 | 0.759 | 0.000 |
| 30 | 1141 | 0.758 | 0.758 | 0.000 |
| 30 | 1242 | 0.757 | 0.757 | 0.000 |
| 30 | 1417 | 0.757 | 0.757 | 0.000 |
| 32 | 1126 | 0.756 | 0.756 | 0.000 |
| 32 | 1165 | 0.758 | 0.758 | 0.000 |
| 32 | 1300 | 0.759 | 0.759 | 0.000 |
| 35 | 376 | 0.757 | 0.757 | 0.000 |
| 35 | 405 | 0.756 | 0.756 | 0.000 |
| 35 | 425 | 0.756 | 0.756 | 0.000 |
| 35 | 492 | 0.756 | 0.756 | 0.000 |
| 35 | 501 | 0.757 | 0.757 | 0.000 |
| 35 | 521 | 0.755 | 0.755 | 0.000 |
| 50 | 300 | 0.755 | 0.754 | 0.000 |
| 50 | 756 | 0.756 | 0.756 | 0.000 |
| 50 | 1100 | 0.757 | 0.757 | 0.000 |
| 52 | 451 | 0.757 | 0.757 | 0.000 |
| 52 | 587 | 0.755 | 0.755 | 0.000 |
| 52 | 956 | 0.754 | 0.754 | 0.000 |
| 55 | 198 | 0.757 | 0.757 | 0.000 |
| 55 | 220 | 0.755 | 0.755 | 0.000 |
| 55 | 665 | 0.755 | 0.756 | 0.000 |
| 55 | 818 | 0.756 | 0.756 | 0.000 |
| 55 | 1057 | 0.759 | 0.759 | 0.000 |
| 55 | 1137 | 0.758 | 0.758 | 0.000 |
| 100 | 448 | 0.753 | 0.753 | 0.000 |
| 100 | 938 | 0.756 | 0.756 | 0.000 |
| 100 | 1051 | 0.756 | 0.756 | 0.000 |
| 102 | 921 | 0.757 | 0.757 | 0.000 |
| 102 | 1113 | 0.756 | 0.757 | 0.000 |
| 102 | 1234 | 0.755 | 0.755 | 0.000 |
| 105 | 194 | 0.756 | 0.756 | 0.000 |
| 105 | 367 | 0.755 | 0.754 | 0.000 |
| 105 | 440 | 0.755 | 0.755 | 0.000 |
| 105 | 477 | 0.757 | 0.757 | 0.000 |
| 105 | 556 | 0.756 | 0.756 | 0.000 |
| 105 | 1213 | 0.756 | 0.756 | 0.000 |
| Max | | 0.759 | 0.759 | 0.000 |
| Average | | 0.756 | 0.756 | 0.000 |
| Min | | 0.752 | 0.753 | 0.000 |
| Std Dev | | 0.001 | 0.001 | 0.000 |

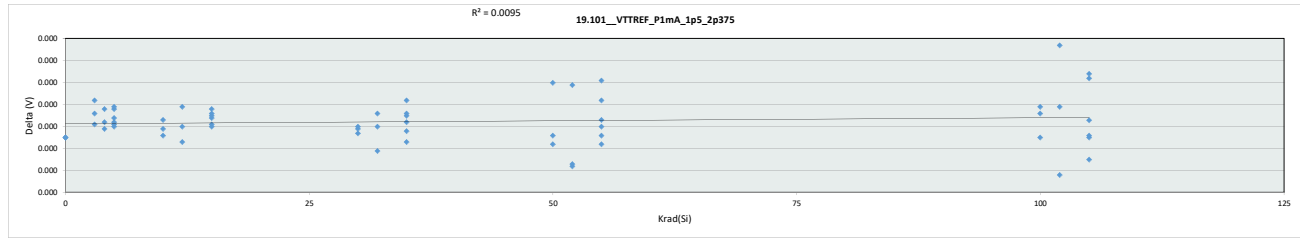


| 19.100_VTTREF_N1mA_1p5_2 | | | | | | | | | | | | | | | | |
|--------------------------|--------|-------------|-------|-------|-------|-------|-------|-------|-------|-------|-------|-------|-------|-------|-------|-------|
| Test Site | Tester | Test Number | Unit | | | | | | | | | | | | | |
| Max Limit | | 0.765 | V | | | | | | | | | | | | | |
| Min Limit | | 0.735 | V | | | | | | | | | | | | | |
| Krad(Si) | 0 | 3 | 4 | 5 | 10 | 12 | 15 | 30 | 32 | 35 | 50 | 52 | 55 | 100 | 102 | 105 |
| LL | 0.735 | 0.735 | 0.735 | 0.735 | 0.735 | 0.735 | 0.735 | 0.735 | 0.735 | 0.735 | 0.735 | 0.735 | 0.735 | 0.735 | 0.735 | 0.735 |
| Min | 0.756 | 0.756 | 0.754 | 0.753 | 0.754 | 0.755 | 0.755 | 0.756 | 0.757 | 0.756 | 0.755 | 0.754 | 0.755 | 0.753 | 0.755 | 0.754 |
| Average | 0.757 | 0.756 | 0.756 | 0.755 | 0.755 | 0.756 | 0.757 | 0.757 | 0.758 | 0.756 | 0.756 | 0.755 | 0.757 | 0.755 | 0.756 | 0.756 |
| Max | 0.757 | 0.756 | 0.759 | 0.757 | 0.756 | 0.757 | 0.759 | 0.758 | 0.759 | 0.757 | 0.757 | 0.757 | 0.759 | 0.756 | 0.757 | 0.757 |
| UL | 0.765 | 0.765 | 0.765 | 0.765 | 0.765 | 0.765 | 0.765 | 0.765 | 0.765 | 0.765 | 0.765 | 0.765 | 0.765 | 0.765 | 0.765 | 0.765 |

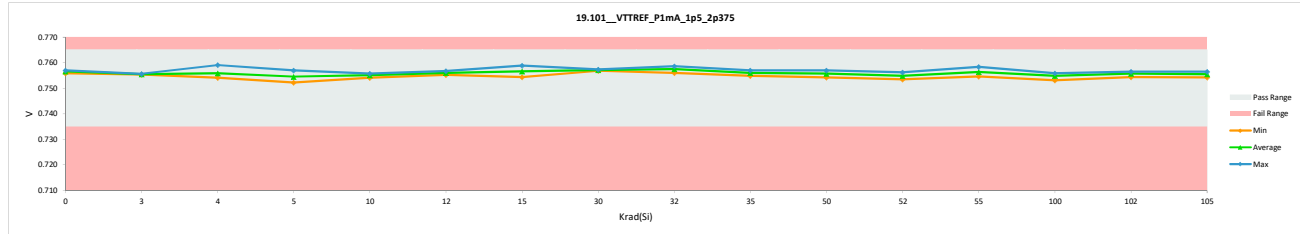


HDR TID Report
TPS7H3302-SP QML CALSS P

| 19.101_VTTREF_P1mA_1p5_2p375 | | | | |
|------------------------------|----------|-------------|-------|-------|
| Test Site | Tester | Test Number | Unit | Delta |
| | | V | V | |
| Max Limit | | 0.765 | 0.765 | |
| Min Limit | | 0.735 | 0.735 | |
| Krad(Si) | Serial # | PRE | POST | Delta |
| 0 | 775 | 0.756 | 0.756 | 0.000 |
| 0 | 1088 | 0.757 | 0.757 | 0.000 |
| 0 | 1106 | 0.757 | 0.757 | 0.000 |
| 3 | 817 | 0.755 | 0.755 | 0.000 |
| 3 | 825 | 0.756 | 0.756 | 0.000 |
| 3 | 833 | 0.755 | 0.756 | 0.000 |
| 4 | 547 | 0.754 | 0.754 | 0.000 |
| 4 | 645 | 0.754 | 0.754 | 0.000 |
| 4 | 788 | 0.759 | 0.759 | 0.000 |
| 5 | 959 | 0.755 | 0.755 | 0.000 |
| 5 | 991 | 0.753 | 0.753 | 0.000 |
| 5 | 1000 | 0.752 | 0.752 | 0.000 |
| 5 | 1011 | 0.753 | 0.753 | 0.000 |
| 5 | 1087 | 0.757 | 0.757 | 0.000 |
| 5 | 1097 | 0.756 | 0.757 | 0.000 |
| 10 | 180 | 0.755 | 0.755 | 0.000 |
| 10 | 236 | 0.756 | 0.756 | 0.000 |
| 10 | 246 | 0.754 | 0.754 | 0.000 |
| 12 | 190 | 0.757 | 0.757 | 0.000 |
| 12 | 266 | 0.755 | 0.755 | 0.000 |
| 12 | 308 | 0.756 | 0.756 | 0.000 |
| 15 | 848 | 0.758 | 0.758 | 0.000 |
| 15 | 878 | 0.754 | 0.754 | 0.000 |
| 15 | 880 | 0.759 | 0.759 | 0.000 |
| 15 | 942 | 0.756 | 0.756 | 0.000 |
| 15 | 947 | 0.755 | 0.755 | 0.000 |
| 15 | 962 | 0.759 | 0.759 | 0.000 |
| 30 | 1141 | 0.757 | 0.757 | 0.000 |
| 30 | 1242 | 0.757 | 0.757 | 0.000 |
| 30 | 1417 | 0.757 | 0.757 | 0.000 |
| 32 | 1126 | 0.756 | 0.756 | 0.000 |
| 32 | 1165 | 0.758 | 0.758 | 0.000 |
| 32 | 1300 | 0.759 | 0.759 | 0.000 |
| 35 | 376 | 0.757 | 0.757 | 0.000 |
| 35 | 405 | 0.756 | 0.756 | 0.000 |
| 35 | 425 | 0.756 | 0.756 | 0.000 |
| 35 | 492 | 0.756 | 0.756 | 0.000 |
| 35 | 501 | 0.757 | 0.757 | 0.000 |
| 35 | 521 | 0.755 | 0.755 | 0.000 |
| 50 | 300 | 0.754 | 0.754 | 0.000 |
| 50 | 756 | 0.756 | 0.756 | 0.000 |
| 50 | 1100 | 0.757 | 0.757 | 0.000 |
| 52 | 451 | 0.756 | 0.756 | 0.000 |
| 52 | 587 | 0.755 | 0.755 | 0.000 |
| 52 | 956 | 0.754 | 0.754 | 0.000 |
| 55 | 198 | 0.756 | 0.756 | 0.000 |
| 55 | 220 | 0.755 | 0.755 | 0.000 |
| 55 | 665 | 0.755 | 0.755 | 0.000 |
| 55 | 818 | 0.756 | 0.756 | 0.000 |
| 55 | 1057 | 0.758 | 0.758 | 0.000 |
| 55 | 1137 | 0.758 | 0.758 | 0.000 |
| 100 | 448 | 0.753 | 0.753 | 0.000 |
| 100 | 938 | 0.756 | 0.756 | 0.000 |
| 100 | 1051 | 0.756 | 0.756 | 0.000 |
| 102 | 921 | 0.756 | 0.756 | 0.000 |
| 102 | 1113 | 0.756 | 0.756 | 0.000 |
| 102 | 1234 | 0.755 | 0.754 | 0.000 |
| 105 | 194 | 0.756 | 0.756 | 0.000 |
| 105 | 367 | 0.754 | 0.754 | 0.000 |
| 105 | 440 | 0.755 | 0.755 | 0.000 |
| 105 | 477 | 0.757 | 0.757 | 0.000 |
| 105 | 556 | 0.756 | 0.756 | 0.000 |
| 105 | 1213 | 0.756 | 0.756 | 0.000 |
| Max | | 0.759 | 0.759 | 0.000 |
| Average | | 0.756 | 0.756 | 0.000 |
| Min | | 0.752 | 0.752 | 0.000 |
| Std Dev | | 0.001 | 0.001 | 0.000 |

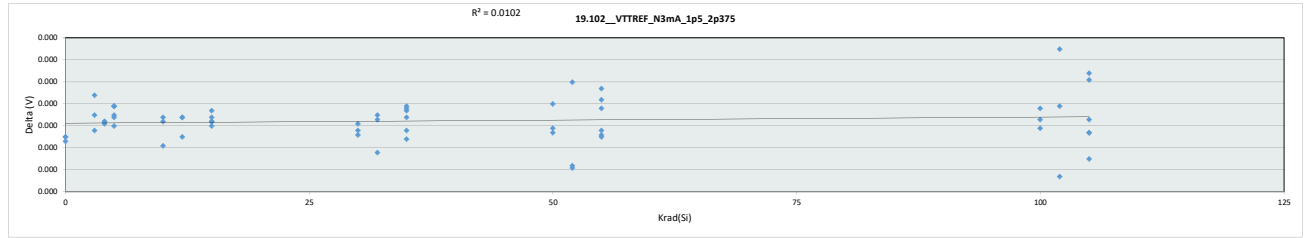


| 19.101_VTTREF_P1mA_1p5_2 | | | | | | | | | | | | | | | | |
|--------------------------|--------|-------------|-------|-----------|-----------|-------|-------|-------|-------|-------|-------|-------|-------|-------|-------|-------|
| Test Site | Tester | Test Number | Unit | Max Limit | Min Limit | | | | | | | | | | | |
| | | V | V | 0.765 | 0.735 | | | | | | | | | | | |
| Krad(Si) | 0 | 3 | 4 | 5 | 10 | 12 | 15 | 30 | 32 | 35 | 50 | 52 | 55 | 100 | 102 | 105 |
| LL | 0.735 | 0.735 | 0.735 | 0.735 | 0.735 | 0.735 | 0.735 | 0.735 | 0.735 | 0.735 | 0.735 | 0.735 | 0.735 | 0.735 | 0.735 | 0.735 |
| Min | 0.756 | 0.755 | 0.754 | 0.752 | 0.754 | 0.756 | 0.754 | 0.757 | 0.756 | 0.755 | 0.754 | 0.755 | 0.755 | 0.753 | 0.754 | 0.754 |
| Average | 0.757 | 0.756 | 0.756 | 0.755 | 0.755 | 0.756 | 0.757 | 0.757 | 0.758 | 0.756 | 0.756 | 0.755 | 0.756 | 0.755 | 0.756 | 0.756 |
| Max | 0.757 | 0.756 | 0.759 | 0.757 | 0.756 | 0.757 | 0.759 | 0.757 | 0.759 | 0.757 | 0.757 | 0.756 | 0.758 | 0.756 | 0.756 | 0.757 |
| UL | 0.765 | 0.765 | 0.765 | 0.765 | 0.765 | 0.765 | 0.765 | 0.765 | 0.765 | 0.765 | 0.765 | 0.765 | 0.765 | 0.765 | 0.765 | 0.765 |

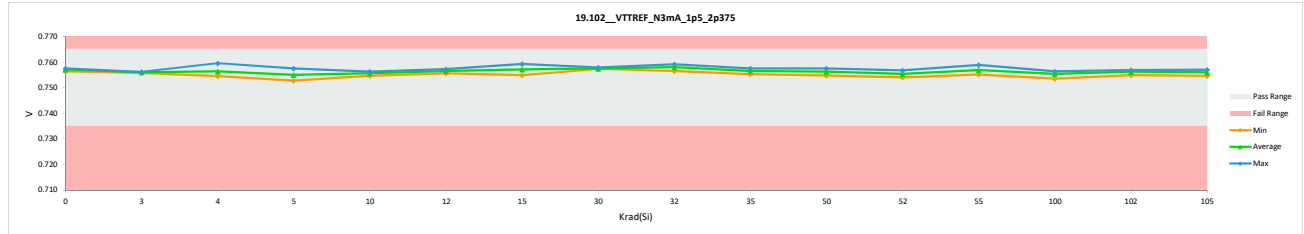


HDR TID Report
TPS7H3302-SP QML CALSS P

| 19.102_VTTREF_N3mA_1p5_2p375 | | | | |
|------------------------------|----------|-------|-------|-------|
| Test Site | Serial # | PRE | POST | Delta |
| Tester | | | | |
| Test Number | | | | |
| Unit | V | V | | |
| Max Limit | 0.765 | 0.765 | | |
| Min Limit | 0.735 | 0.735 | | |
| Krad(Si) | Serial # | PRE | POST | Delta |
| 0 | 775 | 0.757 | 0.756 | 0.000 |
| 0 | 1088 | 0.758 | 0.758 | 0.000 |
| 0 | 1106 | 0.758 | 0.757 | 0.000 |
| 3 | 817 | 0.756 | 0.756 | 0.000 |
| 3 | 825 | 0.756 | 0.756 | 0.000 |
| 3 | 833 | 0.756 | 0.756 | 0.000 |
| 4 | 847 | 0.755 | 0.755 | 0.000 |
| 4 | 645 | 0.755 | 0.755 | 0.000 |
| 4 | 788 | 0.760 | 0.760 | 0.000 |
| 5 | 959 | 0.756 | 0.756 | 0.000 |
| 5 | 991 | 0.753 | 0.754 | 0.000 |
| 5 | 1000 | 0.753 | 0.753 | 0.000 |
| 5 | 1011 | 0.754 | 0.754 | 0.000 |
| 5 | 1087 | 0.758 | 0.758 | 0.000 |
| 5 | 1097 | 0.757 | 0.757 | 0.000 |
| 10 | 180 | 0.756 | 0.756 | 0.000 |
| 10 | 236 | 0.756 | 0.756 | 0.000 |
| 10 | 246 | 0.755 | 0.755 | 0.000 |
| 12 | 190 | 0.757 | 0.757 | 0.000 |
| 12 | 266 | 0.756 | 0.756 | 0.000 |
| 12 | 308 | 0.756 | 0.757 | 0.000 |
| 15 | 848 | 0.759 | 0.759 | 0.000 |
| 15 | 878 | 0.755 | 0.755 | 0.000 |
| 15 | 880 | 0.758 | 0.758 | 0.000 |
| 15 | 942 | 0.757 | 0.757 | 0.000 |
| 15 | 947 | 0.756 | 0.756 | 0.000 |
| 15 | 962 | 0.759 | 0.759 | 0.000 |
| 30 | 1141 | 0.758 | 0.758 | 0.000 |
| 30 | 1242 | 0.757 | 0.757 | 0.000 |
| 30 | 1417 | 0.758 | 0.757 | 0.000 |
| 32 | 1126 | 0.757 | 0.757 | 0.000 |
| 32 | 1165 | 0.758 | 0.758 | 0.000 |
| 32 | 1300 | 0.759 | 0.759 | 0.000 |
| 35 | 376 | 0.757 | 0.758 | 0.000 |
| 35 | 405 | 0.756 | 0.756 | 0.000 |
| 35 | 425 | 0.756 | 0.756 | 0.000 |
| 35 | 492 | 0.756 | 0.756 | 0.000 |
| 35 | 501 | 0.757 | 0.758 | 0.000 |
| 35 | 521 | 0.755 | 0.755 | 0.000 |
| 50 | 300 | 0.755 | 0.755 | 0.000 |
| 50 | 756 | 0.757 | 0.757 | 0.000 |
| 50 | 1100 | 0.758 | 0.758 | 0.000 |
| 52 | 451 | 0.757 | 0.757 | 0.000 |
| 52 | 587 | 0.755 | 0.755 | 0.000 |
| 52 | 956 | 0.754 | 0.754 | 0.000 |
| 55 | 198 | 0.757 | 0.757 | 0.000 |
| 55 | 220 | 0.755 | 0.755 | 0.000 |
| 55 | 665 | 0.756 | 0.756 | 0.000 |
| 55 | 818 | 0.756 | 0.756 | 0.000 |
| 55 | 1057 | 0.759 | 0.759 | 0.000 |
| 55 | 1137 | 0.758 | 0.758 | 0.000 |
| 100 | 448 | 0.754 | 0.754 | 0.000 |
| 100 | 938 | 0.756 | 0.756 | 0.000 |
| 100 | 1051 | 0.756 | 0.756 | 0.000 |
| 102 | 921 | 0.757 | 0.757 | 0.000 |
| 102 | 1113 | 0.757 | 0.757 | 0.000 |
| 102 | 1234 | 0.755 | 0.755 | 0.000 |
| 105 | 194 | 0.756 | 0.756 | 0.000 |
| 105 | 367 | 0.755 | 0.755 | 0.000 |
| 105 | 440 | 0.755 | 0.755 | 0.000 |
| 105 | 477 | 0.757 | 0.757 | 0.000 |
| 105 | 556 | 0.756 | 0.756 | 0.000 |
| 105 | 1213 | 0.756 | 0.757 | 0.000 |
| Max | | 0.760 | 0.760 | 0.000 |
| Average | | 0.756 | 0.756 | 0.000 |
| Min | | 0.753 | 0.753 | 0.000 |
| Std Dev | | 0.001 | 0.001 | 0.000 |

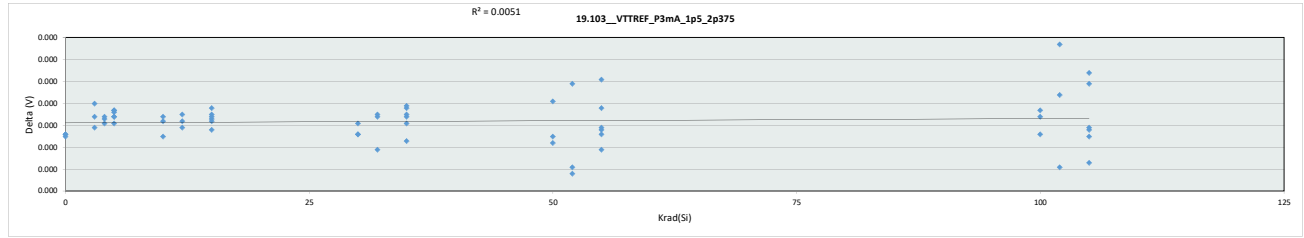


| 19.102_VTTREF_N3mA_1p5_2 | | | | | | | | | | | | | | | | |
|--------------------------|----------|-------|-------|-------|-------|-------|---------|-------|-------|-------|-------|-------|-------|-------|-------|-------|
| Test Site | Serial # | PRE | POST | Delta | LL | Min | Average | Max | UL | | | | | | | |
| Tester | | | | | | | | | | | | | | | | |
| Test Number | | | | | | | | | | | | | | | | |
| Max Limit | 0.765 | V | | | | | | | | | | | | | | |
| Min Limit | 0.735 | V | | | | | | | | | | | | | | |
| Krad(Si) | 0 | 3 | 4 | 5 | 10 | 12 | 15 | 30 | 32 | 35 | 50 | 52 | 55 | 100 | 102 | 105 |
| LL | 0.735 | 0.735 | 0.735 | 0.735 | 0.735 | 0.735 | 0.735 | 0.735 | 0.735 | 0.735 | 0.735 | 0.735 | 0.735 | 0.735 | 0.735 | 0.735 |
| Min | 0.756 | 0.756 | 0.755 | 0.753 | 0.755 | 0.756 | 0.755 | 0.757 | 0.757 | 0.755 | 0.755 | 0.755 | 0.755 | 0.754 | 0.755 | 0.755 |
| Average | 0.757 | 0.756 | 0.756 | 0.755 | 0.756 | 0.757 | 0.757 | 0.758 | 0.758 | 0.757 | 0.756 | 0.755 | 0.757 | 0.755 | 0.756 | 0.756 |
| Max | 0.758 | 0.756 | 0.760 | 0.758 | 0.756 | 0.757 | 0.759 | 0.758 | 0.759 | 0.758 | 0.758 | 0.757 | 0.759 | 0.756 | 0.757 | 0.757 |
| UL | 0.765 | 0.765 | 0.765 | 0.765 | 0.765 | 0.765 | 0.765 | 0.765 | 0.765 | 0.765 | 0.765 | 0.765 | 0.765 | 0.765 | 0.765 | 0.765 |

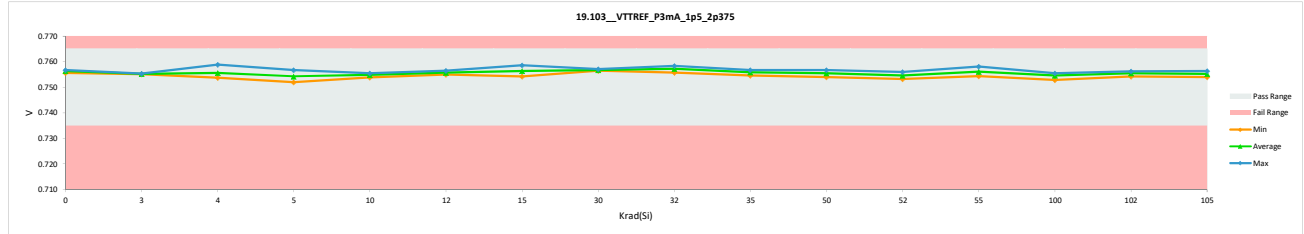


HDR TID Report
TPS7H3302-SP QML CALSS P

| 19.103_VTTREF_P3mA_1p5_2p375 | | | | |
|------------------------------|----------|-------------|-------|-------|
| Test Site | Tester | Test Number | Unit | |
| | | | V | V |
| Max Limit | | | 0.765 | 0.765 |
| Min Limit | | | 0.735 | 0.735 |
| Krad(Si) | Serial # | PRE | POST | Delta |
| 0 | 775 | 0.756 | 0.756 | 0.000 |
| 0 | 1088 | 0.757 | 0.757 | 0.000 |
| 0 | 1106 | 0.757 | 0.757 | 0.000 |
| 3 | 817 | 0.755 | 0.755 | 0.000 |
| 3 | 825 | 0.755 | 0.755 | 0.000 |
| 3 | 833 | 0.755 | 0.755 | 0.000 |
| 4 | 547 | 0.754 | 0.754 | 0.000 |
| 4 | 645 | 0.754 | 0.754 | 0.000 |
| 4 | 788 | 0.759 | 0.759 | 0.000 |
| 5 | 959 | 0.755 | 0.755 | 0.000 |
| 5 | 991 | 0.753 | 0.753 | 0.000 |
| 5 | 1000 | 0.752 | 0.752 | 0.000 |
| 5 | 1011 | 0.753 | 0.753 | 0.000 |
| 5 | 1087 | 0.757 | 0.757 | 0.000 |
| 5 | 1097 | 0.756 | 0.756 | 0.000 |
| 10 | 180 | 0.755 | 0.755 | 0.000 |
| 10 | 236 | 0.756 | 0.755 | 0.000 |
| 10 | 246 | 0.754 | 0.754 | 0.000 |
| 12 | 190 | 0.756 | 0.757 | 0.000 |
| 12 | 266 | 0.755 | 0.755 | 0.000 |
| 12 | 308 | 0.756 | 0.756 | 0.000 |
| 15 | 848 | 0.758 | 0.758 | 0.000 |
| 15 | 878 | 0.754 | 0.754 | 0.000 |
| 15 | 880 | 0.757 | 0.757 | 0.000 |
| 15 | 942 | 0.756 | 0.756 | 0.000 |
| 15 | 947 | 0.755 | 0.755 | 0.000 |
| 15 | 962 | 0.759 | 0.759 | 0.000 |
| 30 | 1141 | 0.757 | 0.757 | 0.000 |
| 30 | 1242 | 0.757 | 0.757 | 0.000 |
| 30 | 1417 | 0.757 | 0.757 | 0.000 |
| 32 | 1126 | 0.756 | 0.756 | 0.000 |
| 32 | 1165 | 0.758 | 0.758 | 0.000 |
| 32 | 1300 | 0.758 | 0.758 | 0.000 |
| 35 | 376 | 0.757 | 0.757 | 0.000 |
| 35 | 405 | 0.756 | 0.756 | 0.000 |
| 35 | 425 | 0.756 | 0.756 | 0.000 |
| 35 | 492 | 0.756 | 0.756 | 0.000 |
| 35 | 501 | 0.757 | 0.757 | 0.000 |
| 35 | 521 | 0.755 | 0.755 | 0.000 |
| 50 | 300 | 0.754 | 0.754 | 0.000 |
| 50 | 756 | 0.756 | 0.756 | 0.000 |
| 50 | 1100 | 0.757 | 0.757 | 0.000 |
| 52 | 451 | 0.756 | 0.756 | 0.000 |
| 52 | 587 | 0.754 | 0.755 | 0.000 |
| 52 | 956 | 0.753 | 0.753 | 0.000 |
| 55 | 198 | 0.756 | 0.756 | 0.000 |
| 55 | 220 | 0.754 | 0.754 | 0.000 |
| 55 | 665 | 0.755 | 0.755 | 0.000 |
| 55 | 818 | 0.756 | 0.756 | 0.000 |
| 55 | 1057 | 0.758 | 0.758 | 0.000 |
| 55 | 1137 | 0.757 | 0.757 | 0.000 |
| 100 | 448 | 0.753 | 0.753 | 0.000 |
| 100 | 938 | 0.756 | 0.756 | 0.000 |
| 100 | 1051 | 0.755 | 0.755 | 0.000 |
| 102 | 921 | 0.756 | 0.756 | 0.000 |
| 102 | 1113 | 0.756 | 0.756 | 0.000 |
| 102 | 1234 | 0.754 | 0.754 | 0.000 |
| 105 | 194 | 0.755 | 0.756 | 0.000 |
| 105 | 367 | 0.754 | 0.754 | 0.000 |
| 105 | 440 | 0.754 | 0.755 | 0.000 |
| 105 | 477 | 0.756 | 0.756 | 0.000 |
| 105 | 556 | 0.756 | 0.756 | 0.000 |
| 105 | 1213 | 0.756 | 0.756 | 0.000 |
| Max | | 0.759 | 0.759 | 0.000 |
| Average | | 0.756 | 0.756 | 0.000 |
| Min | | 0.752 | 0.752 | 0.000 |
| Std Dev | | 0.001 | 0.001 | 0.000 |

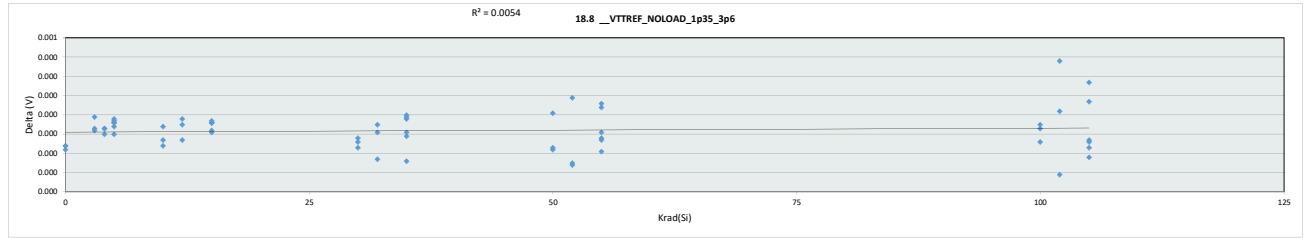


| 19.103_VTTREF_P3mA_1p5_2 | | | | | | | | | | | | | | | | |
|--------------------------|--------|-------------|-------|-----------|-----------|-------|-------|-------|-------|-------|-------|-------|-------|-------|-------|-------|
| Test Site | Tester | Test Number | Unit | Max Limit | Min Limit | | | | | | | | | | | |
| | | | V | 0.765 | 0.735 | | | | | | | | | | | |
| Krad(Si) | 0 | 3 | 4 | 5 | 10 | 12 | 15 | 30 | 32 | 35 | 50 | 52 | 55 | 100 | 102 | 105 |
| LL | 0.735 | 0.735 | 0.735 | 0.735 | 0.735 | 0.735 | 0.735 | 0.735 | 0.735 | 0.735 | 0.735 | 0.735 | 0.735 | 0.735 | 0.735 | 0.735 |
| Min | 0.756 | 0.755 | 0.754 | 0.752 | 0.754 | 0.755 | 0.754 | 0.757 | 0.756 | 0.755 | 0.754 | 0.753 | 0.754 | 0.753 | 0.754 | 0.754 |
| Average | 0.756 | 0.755 | 0.756 | 0.754 | 0.755 | 0.756 | 0.756 | 0.757 | 0.757 | 0.756 | 0.756 | 0.755 | 0.756 | 0.755 | 0.756 | 0.755 |
| Max | 0.757 | 0.755 | 0.759 | 0.757 | 0.755 | 0.757 | 0.759 | 0.757 | 0.758 | 0.757 | 0.757 | 0.756 | 0.758 | 0.756 | 0.756 | 0.756 |
| UL | 0.765 | 0.765 | 0.765 | 0.765 | 0.765 | 0.765 | 0.765 | 0.765 | 0.765 | 0.765 | 0.765 | 0.765 | 0.765 | 0.765 | 0.765 | 0.765 |

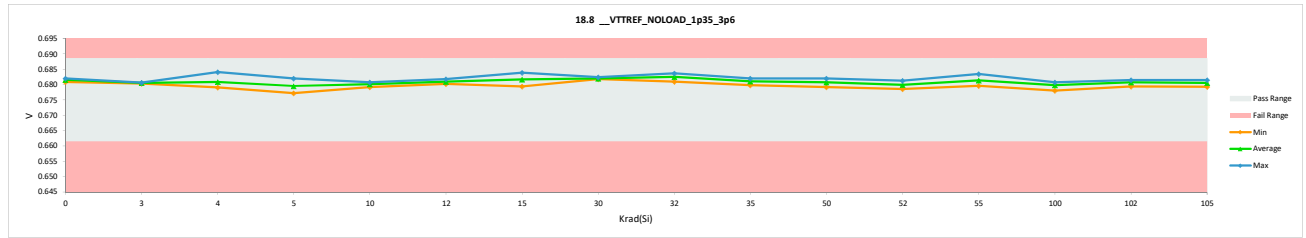


HDR TID Report
TPS7H3302-SP QML CALSS P

| 18.8_VTTREF_NOLOAD_1p35_3p6 | | | | |
|-----------------------------|----------|-------------|--------|--------|
| Test Site | Tester | Test Number | Unit | Delta |
| | | | V | V |
| Max Limit | | | 0.6885 | 0.6885 |
| Min Limit | | | 0.6615 | 0.6615 |
| Krad(Si) | Serial # | PRE | POST | Delta |
| 0 | 775 | 0.681 | 0.681 | 0.000 |
| 0 | 1088 | 0.682 | 0.682 | 0.000 |
| 0 | 1106 | 0.682 | 0.682 | 0.000 |
| 3 | 817 | 0.680 | 0.680 | 0.000 |
| 3 | 825 | 0.681 | 0.681 | 0.000 |
| 3 | 833 | 0.680 | 0.681 | 0.000 |
| 4 | 547 | 0.679 | 0.679 | 0.000 |
| 4 | 645 | 0.679 | 0.679 | 0.000 |
| 4 | 788 | 0.684 | 0.684 | 0.000 |
| 5 | 959 | 0.680 | 0.680 | 0.000 |
| 5 | 991 | 0.678 | 0.678 | 0.000 |
| 5 | 1000 | 0.677 | 0.677 | 0.000 |
| 5 | 1011 | 0.678 | 0.678 | 0.000 |
| 5 | 1087 | 0.682 | 0.682 | 0.000 |
| 5 | 1097 | 0.681 | 0.682 | 0.000 |
| 10 | 180 | 0.680 | 0.680 | 0.000 |
| 10 | 236 | 0.681 | 0.681 | 0.000 |
| 10 | 246 | 0.679 | 0.679 | 0.000 |
| 12 | 190 | 0.682 | 0.682 | 0.000 |
| 12 | 266 | 0.680 | 0.680 | 0.000 |
| 12 | 308 | 0.681 | 0.681 | 0.000 |
| 15 | 848 | 0.683 | 0.683 | 0.000 |
| 15 | 878 | 0.679 | 0.679 | 0.000 |
| 15 | 880 | 0.683 | 0.683 | 0.000 |
| 15 | 942 | 0.681 | 0.681 | 0.000 |
| 15 | 947 | 0.680 | 0.680 | 0.000 |
| 15 | 962 | 0.684 | 0.684 | 0.000 |
| 30 | 1141 | 0.682 | 0.682 | 0.000 |
| 30 | 1242 | 0.682 | 0.682 | 0.000 |
| 30 | 1417 | 0.682 | 0.682 | 0.000 |
| 32 | 1126 | 0.681 | 0.681 | 0.000 |
| 32 | 1165 | 0.683 | 0.683 | 0.000 |
| 32 | 1300 | 0.684 | 0.684 | 0.000 |
| 35 | 376 | 0.682 | 0.682 | 0.000 |
| 35 | 405 | 0.681 | 0.681 | 0.000 |
| 35 | 425 | 0.681 | 0.681 | 0.000 |
| 35 | 492 | 0.681 | 0.681 | 0.000 |
| 35 | 501 | 0.682 | 0.682 | 0.000 |
| 35 | 521 | 0.680 | 0.680 | 0.000 |
| 50 | 300 | 0.679 | 0.679 | 0.000 |
| 50 | 756 | 0.681 | 0.681 | 0.000 |
| 50 | 1100 | 0.682 | 0.682 | 0.000 |
| 52 | 451 | 0.681 | 0.681 | 0.000 |
| 52 | 587 | 0.680 | 0.680 | 0.000 |
| 52 | 956 | 0.679 | 0.679 | 0.000 |
| 55 | 198 | 0.681 | 0.681 | 0.000 |
| 55 | 220 | 0.680 | 0.680 | 0.000 |
| 55 | 665 | 0.680 | 0.680 | 0.000 |
| 55 | 818 | 0.681 | 0.681 | 0.000 |
| 55 | 1057 | 0.684 | 0.683 | 0.000 |
| 55 | 1137 | 0.683 | 0.683 | 0.000 |
| 100 | 448 | 0.678 | 0.678 | 0.000 |
| 100 | 938 | 0.681 | 0.681 | 0.000 |
| 100 | 1051 | 0.681 | 0.681 | 0.000 |
| 102 | 921 | 0.681 | 0.681 | 0.000 |
| 102 | 1113 | 0.681 | 0.681 | 0.000 |
| 102 | 1234 | 0.680 | 0.679 | 0.000 |
| 105 | 194 | 0.681 | 0.681 | 0.000 |
| 105 | 367 | 0.679 | 0.679 | 0.000 |
| 105 | 440 | 0.680 | 0.680 | 0.000 |
| 105 | 477 | 0.682 | 0.682 | 0.000 |
| 105 | 556 | 0.681 | 0.681 | 0.000 |
| 105 | 1213 | 0.681 | 0.681 | 0.000 |
| Max | | 0.684 | 0.684 | 0.000 |
| Average | | 0.681 | 0.681 | 0.000 |
| Min | | 0.677 | 0.677 | 0.000 |
| Std Dev | | 0.001 | 0.001 | 0.000 |

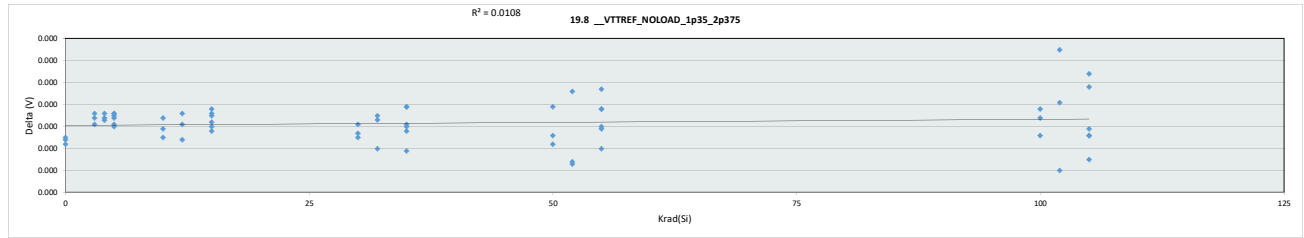


| 18.8_VTTREF_NOLOAD_1p35 | | | | | | | | | | | | | | | | |
|-------------------------|--------|-------------|--------|--------|-------|-------|-------|-------|-------|-------|-------|-------|-------|-------|-------|-------|
| Test Site | Tester | Test Number | Unit | Delta | | | | | | | | | | | | |
| | | | V | V | | | | | | | | | | | | |
| Max Limit | | | 0.6885 | 0.6885 | | | | | | | | | | | | |
| Min Limit | | | 0.6615 | 0.6615 | | | | | | | | | | | | |
| Krad(Si) | 0 | 3 | 4 | 5 | 10 | 12 | 15 | 30 | 32 | 35 | 50 | 52 | 55 | 100 | 102 | 105 |
| LL | 0.662 | 0.662 | 0.662 | 0.662 | 0.662 | 0.662 | 0.662 | 0.662 | 0.662 | 0.662 | 0.662 | 0.662 | 0.662 | 0.662 | 0.662 | 0.662 |
| Min | 0.681 | 0.680 | 0.679 | 0.677 | 0.679 | 0.680 | 0.679 | 0.682 | 0.681 | 0.680 | 0.679 | 0.679 | 0.680 | 0.678 | 0.679 | 0.679 |
| Average | 0.682 | 0.681 | 0.681 | 0.680 | 0.680 | 0.681 | 0.682 | 0.682 | 0.683 | 0.681 | 0.681 | 0.680 | 0.681 | 0.680 | 0.681 | 0.681 |
| Max | 0.682 | 0.681 | 0.684 | 0.682 | 0.681 | 0.682 | 0.684 | 0.682 | 0.684 | 0.682 | 0.682 | 0.681 | 0.683 | 0.681 | 0.681 | 0.682 |
| UL | 0.689 | 0.689 | 0.689 | 0.689 | 0.689 | 0.689 | 0.689 | 0.689 | 0.689 | 0.689 | 0.689 | 0.689 | 0.689 | 0.689 | 0.689 | 0.689 |

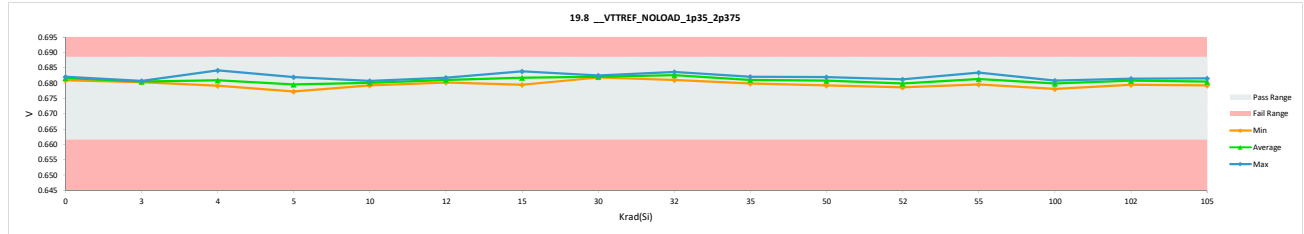


HDR TID Report
TPS7H3302-SP QML CALSS P

| 19.8_VTTREF_NOLOAD_1p35_2p375 | | | | |
|-------------------------------|----------|-------------|--------|--------|
| Test Site | Tester | Test Number | Unit | |
| | | | V | V |
| Max Limit | | | 0.6885 | 0.6885 |
| Min Limit | | | 0.6615 | 0.6615 |
| Krad(Si) | Serial # | PRE | POST | Delta |
| 0 | 775 | 0.681 | 0.681 | 0.000 |
| 0 | 1088 | 0.682 | 0.682 | 0.000 |
| 0 | 1106 | 0.682 | 0.682 | 0.000 |
| 3 | 817 | 0.680 | 0.680 | 0.000 |
| 3 | 825 | 0.681 | 0.681 | 0.000 |
| 3 | 833 | 0.681 | 0.681 | 0.000 |
| 4 | 547 | 0.679 | 0.679 | 0.000 |
| 4 | 645 | 0.680 | 0.680 | 0.000 |
| 4 | 788 | 0.684 | 0.684 | 0.000 |
| 5 | 959 | 0.680 | 0.680 | 0.000 |
| 5 | 991 | 0.678 | 0.678 | 0.000 |
| 5 | 1000 | 0.677 | 0.677 | 0.000 |
| 5 | 1011 | 0.678 | 0.679 | 0.000 |
| 5 | 1087 | 0.682 | 0.682 | 0.000 |
| 5 | 1097 | 0.681 | 0.682 | 0.000 |
| 10 | 180 | 0.680 | 0.680 | 0.000 |
| 10 | 236 | 0.681 | 0.681 | 0.000 |
| 10 | 246 | 0.679 | 0.679 | 0.000 |
| 12 | 190 | 0.682 | 0.682 | 0.000 |
| 12 | 266 | 0.680 | 0.680 | 0.000 |
| 12 | 308 | 0.681 | 0.681 | 0.000 |
| 15 | 848 | 0.683 | 0.683 | 0.000 |
| 15 | 878 | 0.679 | 0.679 | 0.000 |
| 15 | 880 | 0.683 | 0.683 | 0.000 |
| 15 | 942 | 0.681 | 0.681 | 0.000 |
| 15 | 947 | 0.680 | 0.680 | 0.000 |
| 15 | 962 | 0.684 | 0.684 | 0.000 |
| 30 | 1141 | 0.683 | 0.682 | 0.000 |
| 30 | 1242 | 0.682 | 0.682 | 0.000 |
| 30 | 1417 | 0.682 | 0.682 | 0.000 |
| 32 | 1126 | 0.681 | 0.681 | 0.000 |
| 32 | 1165 | 0.683 | 0.683 | 0.000 |
| 32 | 1300 | 0.684 | 0.684 | 0.000 |
| 35 | 376 | 0.682 | 0.682 | 0.000 |
| 35 | 405 | 0.681 | 0.681 | 0.000 |
| 35 | 425 | 0.681 | 0.681 | 0.000 |
| 35 | 492 | 0.681 | 0.681 | 0.000 |
| 35 | 501 | 0.682 | 0.682 | 0.000 |
| 35 | 521 | 0.680 | 0.680 | 0.000 |
| 50 | 300 | 0.679 | 0.679 | 0.000 |
| 50 | 756 | 0.681 | 0.681 | 0.000 |
| 50 | 1100 | 0.682 | 0.682 | 0.000 |
| 52 | 451 | 0.681 | 0.681 | 0.000 |
| 52 | 587 | 0.680 | 0.680 | 0.000 |
| 52 | 956 | 0.679 | 0.679 | 0.000 |
| 55 | 198 | 0.681 | 0.681 | 0.000 |
| 55 | 220 | 0.680 | 0.680 | 0.000 |
| 55 | 665 | 0.680 | 0.680 | 0.000 |
| 55 | 818 | 0.681 | 0.681 | 0.000 |
| 55 | 1057 | 0.684 | 0.683 | 0.000 |
| 55 | 1137 | 0.683 | 0.683 | 0.000 |
| 100 | 448 | 0.678 | 0.678 | 0.000 |
| 100 | 938 | 0.681 | 0.681 | 0.000 |
| 100 | 1051 | 0.681 | 0.681 | 0.000 |
| 102 | 921 | 0.681 | 0.682 | 0.000 |
| 102 | 1113 | 0.681 | 0.681 | 0.000 |
| 102 | 1234 | 0.680 | 0.679 | 0.000 |
| 105 | 194 | 0.681 | 0.681 | 0.000 |
| 105 | 367 | 0.679 | 0.679 | 0.000 |
| 105 | 440 | 0.680 | 0.680 | 0.000 |
| 105 | 477 | 0.682 | 0.682 | 0.000 |
| 105 | 556 | 0.681 | 0.681 | 0.000 |
| 105 | 1213 | 0.681 | 0.681 | 0.000 |
| Max | | 0.684 | 0.684 | 0.000 |
| Average | | 0.681 | 0.681 | 0.000 |
| Min | | 0.677 | 0.677 | 0.000 |
| Std Dev | | 0.001 | 0.001 | 0.000 |

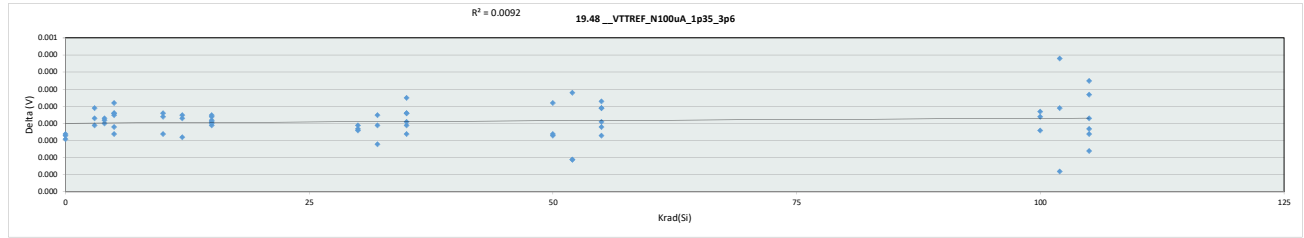


| 19.8_VTTREF_NOLOAD_1p35 | | | | | | | | | | | | | | | | |
|-------------------------|--------|-------------|-------|-------|--------|-------|-------|-------|-------|-------|-------|-------|-------|-------|-------|-------|
| Test Site | Tester | Test Number | Unit | | | | | | | | | | | | | |
| Max Limit | | | | V | 0.6885 | | | | | | | | | | | |
| Min Limit | | | | V | 0.6615 | | | | | | | | | | | |
| Krad(Si) | 0 | 3 | 4 | 5 | 10 | 12 | 15 | 30 | 32 | 35 | 50 | 52 | 55 | 100 | 102 | 105 |
| LL | 0.662 | 0.662 | 0.662 | 0.662 | 0.662 | 0.662 | 0.662 | 0.662 | 0.662 | 0.662 | 0.662 | 0.662 | 0.662 | 0.662 | 0.662 | 0.662 |
| Min | 0.681 | 0.680 | 0.679 | 0.677 | 0.679 | 0.680 | 0.679 | 0.682 | 0.681 | 0.680 | 0.679 | 0.679 | 0.680 | 0.678 | 0.679 | 0.679 |
| Average | 0.682 | 0.681 | 0.681 | 0.680 | 0.680 | 0.681 | 0.682 | 0.682 | 0.683 | 0.681 | 0.681 | 0.680 | 0.681 | 0.680 | 0.681 | 0.681 |
| Max | 0.682 | 0.681 | 0.684 | 0.682 | 0.681 | 0.682 | 0.684 | 0.682 | 0.684 | 0.682 | 0.682 | 0.681 | 0.683 | 0.681 | 0.682 | 0.682 |
| UL | 0.689 | 0.689 | 0.689 | 0.689 | 0.689 | 0.689 | 0.689 | 0.689 | 0.689 | 0.689 | 0.689 | 0.689 | 0.689 | 0.689 | 0.689 | 0.689 |

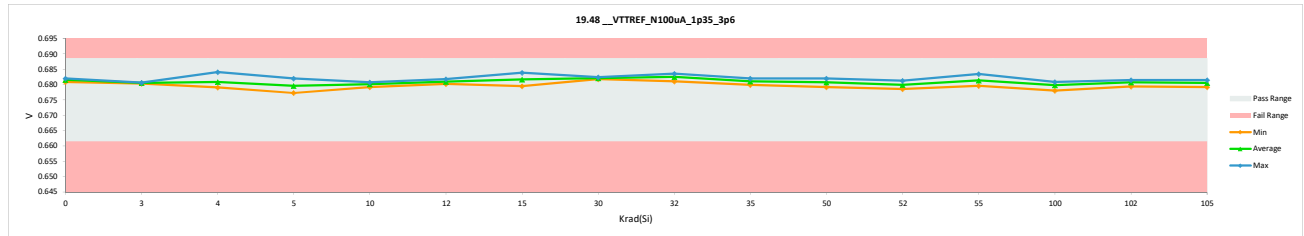


HDR TID Report
TPS7H3302-SP QML CALSS P

| 19.48_VTTREF_N100uA_1p35_3p6 | | | | |
|------------------------------|----------|-------------|--------|--------|
| Test Site | Tester | Test Number | Unit | |
| | | | V | V |
| Max Limit | | | 0.6885 | 0.6885 |
| Min Limit | | | 0.6615 | 0.6615 |
| Krad(Si) | Serial # | PRE | POST | Delta |
| 0 | 775 | 0.681 | 0.681 | 0.000 |
| 0 | 1088 | 0.682 | 0.682 | 0.000 |
| 0 | 1106 | 0.682 | 0.682 | 0.000 |
| 3 | 817 | 0.680 | 0.680 | 0.000 |
| 3 | 825 | 0.681 | 0.681 | 0.000 |
| 3 | 833 | 0.680 | 0.681 | 0.000 |
| 4 | 847 | 0.679 | 0.679 | 0.000 |
| 4 | 645 | 0.679 | 0.680 | 0.000 |
| 4 | 788 | 0.684 | 0.684 | 0.000 |
| 5 | 959 | 0.680 | 0.680 | 0.000 |
| 5 | 991 | 0.678 | 0.678 | 0.000 |
| 5 | 1000 | 0.677 | 0.677 | 0.000 |
| 5 | 1011 | 0.678 | 0.679 | 0.000 |
| 5 | 1087 | 0.682 | 0.682 | 0.000 |
| 5 | 1097 | 0.682 | 0.682 | 0.000 |
| 10 | 180 | 0.680 | 0.680 | 0.000 |
| 10 | 236 | 0.681 | 0.681 | 0.000 |
| 10 | 246 | 0.679 | 0.679 | 0.000 |
| 12 | 190 | 0.682 | 0.682 | 0.000 |
| 12 | 266 | 0.680 | 0.680 | 0.000 |
| 12 | 308 | 0.681 | 0.681 | 0.000 |
| 15 | 848 | 0.683 | 0.683 | 0.000 |
| 15 | 878 | 0.679 | 0.679 | 0.000 |
| 15 | 880 | 0.683 | 0.683 | 0.000 |
| 15 | 942 | 0.681 | 0.681 | 0.000 |
| 15 | 947 | 0.680 | 0.680 | 0.000 |
| 15 | 962 | 0.684 | 0.684 | 0.000 |
| 30 | 1141 | 0.682 | 0.682 | 0.000 |
| 30 | 1242 | 0.682 | 0.682 | 0.000 |
| 30 | 1417 | 0.682 | 0.682 | 0.000 |
| 32 | 1126 | 0.681 | 0.681 | 0.000 |
| 32 | 1165 | 0.683 | 0.683 | 0.000 |
| 32 | 1300 | 0.684 | 0.684 | 0.000 |
| 35 | 376 | 0.682 | 0.682 | 0.000 |
| 35 | 405 | 0.681 | 0.681 | 0.000 |
| 35 | 425 | 0.681 | 0.681 | 0.000 |
| 35 | 492 | 0.681 | 0.681 | 0.000 |
| 35 | 501 | 0.682 | 0.682 | 0.000 |
| 35 | 521 | 0.680 | 0.680 | 0.000 |
| 50 | 300 | 0.679 | 0.679 | 0.000 |
| 50 | 756 | 0.681 | 0.681 | 0.000 |
| 50 | 1100 | 0.682 | 0.682 | 0.000 |
| 52 | 451 | 0.681 | 0.681 | 0.000 |
| 52 | 587 | 0.680 | 0.680 | 0.000 |
| 52 | 956 | 0.679 | 0.679 | 0.000 |
| 55 | 198 | 0.681 | 0.681 | 0.000 |
| 55 | 220 | 0.680 | 0.680 | 0.000 |
| 55 | 665 | 0.680 | 0.680 | 0.000 |
| 55 | 818 | 0.681 | 0.681 | 0.000 |
| 55 | 1057 | 0.684 | 0.683 | 0.000 |
| 55 | 1137 | 0.683 | 0.683 | 0.000 |
| 100 | 448 | 0.678 | 0.678 | 0.000 |
| 100 | 938 | 0.681 | 0.681 | 0.000 |
| 100 | 1051 | 0.681 | 0.681 | 0.000 |
| 102 | 921 | 0.681 | 0.681 | 0.000 |
| 102 | 1113 | 0.681 | 0.681 | 0.000 |
| 102 | 1234 | 0.680 | 0.679 | 0.000 |
| 105 | 194 | 0.681 | 0.681 | 0.000 |
| 105 | 367 | 0.679 | 0.679 | 0.000 |
| 105 | 440 | 0.680 | 0.680 | 0.000 |
| 105 | 477 | 0.682 | 0.682 | 0.000 |
| 105 | 556 | 0.681 | 0.681 | 0.000 |
| 105 | 1213 | 0.681 | 0.681 | 0.000 |
| Max | | 0.684 | 0.684 | 0.000 |
| Average | | 0.681 | 0.681 | 0.000 |
| Min | | 0.677 | 0.677 | 0.000 |
| Std Dev | | 0.001 | 0.001 | 0.000 |

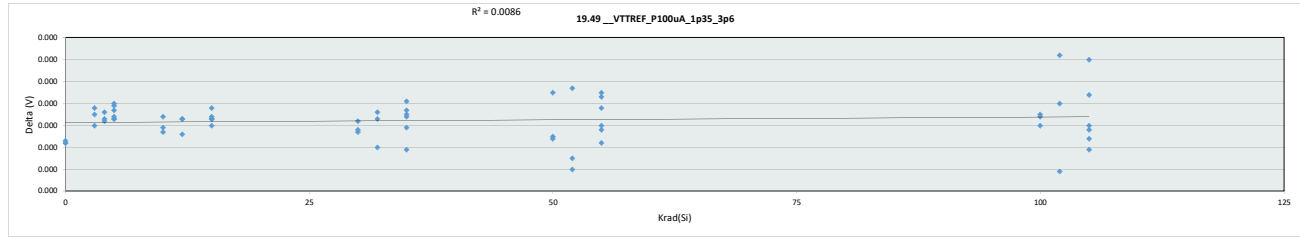


| 19.48_VTTREF_N100uA_1p35 | | | | | | | | | | | | | | | | |
|--------------------------|--------|-------------|-------|-------|-------|-------|-------|-------|-------|-------|-------|-------|-------|-------|-------|-------|
| Test Site | Tester | Test Number | Unit | | | | | | | | | | | | | |
| Max Limit | | | V | | | | | | | | | | | | | |
| Min Limit | | | V | | | | | | | | | | | | | |
| Krad(Si) | 0 | 3 | 4 | 5 | 10 | 12 | 15 | 30 | 32 | 35 | 50 | 52 | 55 | 100 | 102 | 105 |
| LL | 0.662 | 0.662 | 0.662 | 0.662 | 0.662 | 0.662 | 0.662 | 0.662 | 0.662 | 0.662 | 0.662 | 0.662 | 0.662 | 0.662 | 0.662 | 0.662 |
| Min | 0.681 | 0.680 | 0.679 | 0.677 | 0.679 | 0.680 | 0.679 | 0.682 | 0.681 | 0.680 | 0.679 | 0.680 | 0.678 | 0.679 | 0.679 | 0.679 |
| Average | 0.682 | 0.681 | 0.681 | 0.680 | 0.680 | 0.681 | 0.682 | 0.682 | 0.683 | 0.681 | 0.681 | 0.680 | 0.681 | 0.680 | 0.681 | 0.681 |
| Max | 0.682 | 0.681 | 0.684 | 0.682 | 0.681 | 0.682 | 0.684 | 0.682 | 0.684 | 0.682 | 0.682 | 0.681 | 0.683 | 0.681 | 0.681 | 0.682 |
| UL | 0.689 | 0.689 | 0.689 | 0.689 | 0.689 | 0.689 | 0.689 | 0.689 | 0.689 | 0.689 | 0.689 | 0.689 | 0.689 | 0.689 | 0.689 | 0.689 |

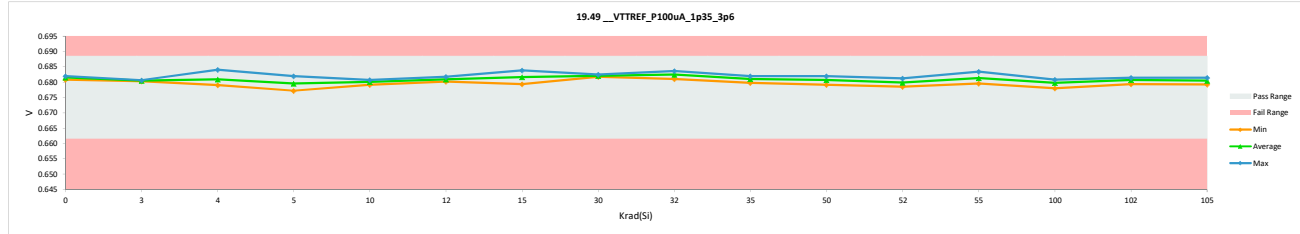


HDR TID Report
TPS7H3302-SP QML CALSS P

| 19.49_VTTREF_P100uA_1p35_3p6 | | | | |
|------------------------------|----------|-------------|--------|--------|
| Test Site | Tester | Test Number | Unit | |
| | | | V | V |
| Max Limit | | | 0.6885 | 0.6885 |
| Min Limit | | | 0.6615 | 0.6615 |
| Krad(Si) | Serial # | PRE | POST | Delta |
| 0 | 775 | 0.681 | 0.681 | 0.000 |
| 0 | 1088 | 0.682 | 0.682 | 0.000 |
| 0 | 1106 | 0.682 | 0.682 | 0.000 |
| 3 | 817 | 0.680 | 0.680 | 0.000 |
| 3 | 825 | 0.681 | 0.681 | 0.000 |
| 3 | 833 | 0.680 | 0.681 | 0.000 |
| 4 | 547 | 0.679 | 0.679 | 0.000 |
| 4 | 645 | 0.679 | 0.680 | 0.000 |
| 4 | 788 | 0.684 | 0.684 | 0.000 |
| 5 | 959 | 0.680 | 0.680 | 0.000 |
| 5 | 991 | 0.678 | 0.678 | 0.000 |
| 5 | 1000 | 0.677 | 0.677 | 0.000 |
| 5 | 1011 | 0.678 | 0.678 | 0.000 |
| 5 | 1087 | 0.682 | 0.682 | 0.000 |
| 5 | 1097 | 0.681 | 0.682 | 0.000 |
| 10 | 180 | 0.680 | 0.680 | 0.000 |
| 10 | 236 | 0.681 | 0.681 | 0.000 |
| 10 | 246 | 0.679 | 0.679 | 0.000 |
| 12 | 190 | 0.682 | 0.682 | 0.000 |
| 12 | 266 | 0.680 | 0.680 | 0.000 |
| 12 | 308 | 0.681 | 0.681 | 0.000 |
| 15 | 848 | 0.683 | 0.683 | 0.000 |
| 15 | 878 | 0.679 | 0.679 | 0.000 |
| 15 | 880 | 0.683 | 0.683 | 0.000 |
| 15 | 942 | 0.681 | 0.681 | 0.000 |
| 15 | 947 | 0.680 | 0.680 | 0.000 |
| 15 | 962 | 0.684 | 0.684 | 0.000 |
| 30 | 1141 | 0.682 | 0.682 | 0.000 |
| 30 | 1242 | 0.682 | 0.682 | 0.000 |
| 30 | 1417 | 0.682 | 0.682 | 0.000 |
| 32 | 1126 | 0.681 | 0.681 | 0.000 |
| 32 | 1165 | 0.683 | 0.683 | 0.000 |
| 32 | 1300 | 0.684 | 0.684 | 0.000 |
| 35 | 376 | 0.682 | 0.682 | 0.000 |
| 35 | 405 | 0.681 | 0.681 | 0.000 |
| 35 | 425 | 0.681 | 0.681 | 0.000 |
| 35 | 492 | 0.681 | 0.681 | 0.000 |
| 35 | 501 | 0.682 | 0.682 | 0.000 |
| 35 | 521 | 0.680 | 0.680 | 0.000 |
| 50 | 300 | 0.679 | 0.679 | 0.000 |
| 50 | 756 | 0.681 | 0.681 | 0.000 |
| 50 | 1100 | 0.682 | 0.682 | 0.000 |
| 52 | 451 | 0.681 | 0.681 | 0.000 |
| 52 | 587 | 0.680 | 0.680 | 0.000 |
| 52 | 956 | 0.679 | 0.679 | 0.000 |
| 55 | 198 | 0.681 | 0.681 | 0.000 |
| 55 | 220 | 0.680 | 0.680 | 0.000 |
| 55 | 665 | 0.680 | 0.680 | 0.000 |
| 55 | 818 | 0.681 | 0.681 | 0.000 |
| 55 | 1057 | 0.684 | 0.683 | 0.000 |
| 55 | 1137 | 0.683 | 0.683 | 0.000 |
| 100 | 448 | 0.678 | 0.678 | 0.000 |
| 100 | 938 | 0.681 | 0.681 | 0.000 |
| 100 | 1051 | 0.681 | 0.681 | 0.000 |
| 102 | 921 | 0.681 | 0.681 | 0.000 |
| 102 | 1113 | 0.681 | 0.681 | 0.000 |
| 102 | 1234 | 0.680 | 0.679 | 0.000 |
| 105 | 194 | 0.681 | 0.681 | 0.000 |
| 105 | 367 | 0.679 | 0.679 | 0.000 |
| 105 | 440 | 0.680 | 0.680 | 0.000 |
| 105 | 477 | 0.682 | 0.681 | 0.000 |
| 105 | 556 | 0.681 | 0.681 | 0.000 |
| 105 | 1213 | 0.681 | 0.681 | 0.000 |
| Max | | 0.684 | 0.684 | 0.000 |
| Average | | 0.681 | 0.681 | 0.000 |
| Min | | 0.677 | 0.677 | 0.000 |
| Std Dev | | 0.001 | 0.001 | 0.000 |

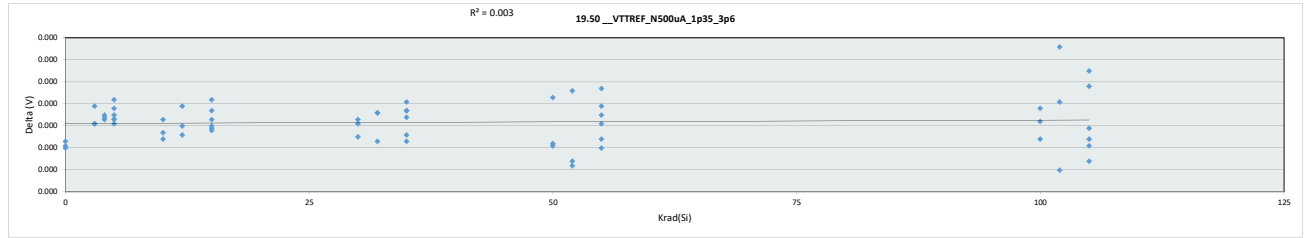


| 19.49_VTTREF_P100uA_1p35 | | | | | | | | | | | | | | | | |
|--------------------------|--------|-------------|-------|-------|--------|-------|-------|-------|-------|-------|-------|-------|-------|-------|-------|-------|
| Test Site | Tester | Test Number | Unit | | | | | | | | | | | | | |
| Max Limit | | | | | 0.6885 | V | | | | | | | | | | |
| Min Limit | | | | | 0.6615 | V | | | | | | | | | | |
| Krad(Si) | 0 | 3 | 4 | 5 | 10 | 12 | 15 | 30 | 32 | 35 | 50 | 52 | 55 | 100 | 102 | 105 |
| LL | 0.662 | 0.662 | 0.662 | 0.662 | 0.662 | 0.662 | 0.662 | 0.662 | 0.662 | 0.662 | 0.662 | 0.662 | 0.662 | 0.662 | 0.662 | 0.662 |
| Min | 0.681 | 0.680 | 0.679 | 0.677 | 0.679 | 0.680 | 0.679 | 0.682 | 0.681 | 0.680 | 0.679 | 0.679 | 0.680 | 0.678 | 0.679 | 0.679 |
| Average | 0.682 | 0.681 | 0.681 | 0.680 | 0.680 | 0.681 | 0.682 | 0.682 | 0.683 | 0.681 | 0.681 | 0.680 | 0.681 | 0.680 | 0.681 | 0.681 |
| Max | 0.682 | 0.681 | 0.684 | 0.682 | 0.681 | 0.682 | 0.684 | 0.682 | 0.684 | 0.682 | 0.682 | 0.681 | 0.683 | 0.681 | 0.681 | 0.681 |
| UL | 0.689 | 0.689 | 0.689 | 0.689 | 0.689 | 0.689 | 0.689 | 0.689 | 0.689 | 0.689 | 0.689 | 0.689 | 0.689 | 0.689 | 0.689 | 0.689 |

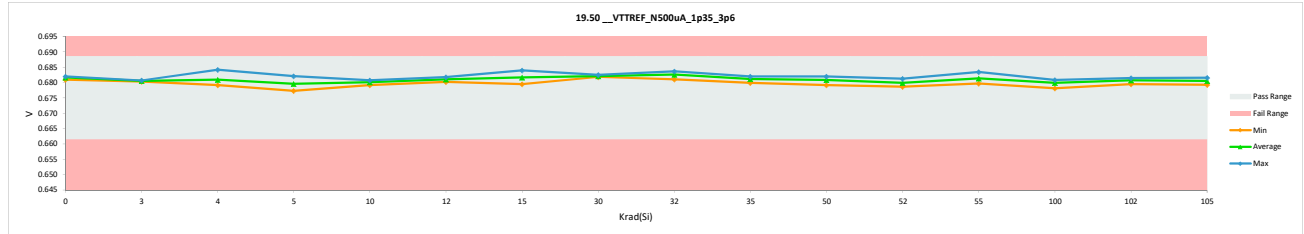


HDR TID Report
TPS7H3302-SP QML CALSS P

| 19.50_VTTREF_N500uA_1p35_3p6 | | | | |
|------------------------------|----------|-------------|--------|--------|
| Test Site | Tester | Test Number | Unit | |
| | | | V | V |
| Max Limit | | | 0.6885 | 0.6885 |
| Min Limit | | | 0.6615 | 0.6615 |
| Krad(Si) | Serial # | PRE | POST | Delta |
| 0 | 775 | 0.681 | 0.681 | 0.000 |
| 0 | 1088 | 0.682 | 0.682 | 0.000 |
| 0 | 1106 | 0.682 | 0.682 | 0.000 |
| 3 | 817 | 0.680 | 0.680 | 0.000 |
| 3 | 825 | 0.681 | 0.681 | 0.000 |
| 3 | 833 | 0.681 | 0.681 | 0.000 |
| 4 | 547 | 0.679 | 0.679 | 0.000 |
| 4 | 645 | 0.680 | 0.680 | 0.000 |
| 4 | 788 | 0.684 | 0.684 | 0.000 |
| 5 | 959 | 0.680 | 0.680 | 0.000 |
| 5 | 991 | 0.678 | 0.678 | 0.000 |
| 5 | 1000 | 0.677 | 0.677 | 0.000 |
| 5 | 1011 | 0.678 | 0.679 | 0.000 |
| 5 | 1087 | 0.682 | 0.682 | 0.000 |
| 5 | 1097 | 0.682 | 0.682 | 0.000 |
| 10 | 180 | 0.680 | 0.680 | 0.000 |
| 10 | 236 | 0.681 | 0.681 | 0.000 |
| 10 | 246 | 0.679 | 0.679 | 0.000 |
| 12 | 190 | 0.682 | 0.682 | 0.000 |
| 12 | 266 | 0.680 | 0.680 | 0.000 |
| 12 | 308 | 0.681 | 0.681 | 0.000 |
| 15 | 848 | 0.683 | 0.683 | 0.000 |
| 15 | 878 | 0.679 | 0.679 | 0.000 |
| 15 | 880 | 0.683 | 0.683 | 0.000 |
| 15 | 942 | 0.681 | 0.681 | 0.000 |
| 15 | 947 | 0.680 | 0.680 | 0.000 |
| 15 | 962 | 0.684 | 0.684 | 0.000 |
| 30 | 1141 | 0.682 | 0.683 | 0.000 |
| 30 | 1242 | 0.682 | 0.682 | 0.000 |
| 30 | 1417 | 0.682 | 0.682 | 0.000 |
| 32 | 1126 | 0.681 | 0.681 | 0.000 |
| 32 | 1165 | 0.683 | 0.683 | 0.000 |
| 32 | 1300 | 0.684 | 0.684 | 0.000 |
| 35 | 376 | 0.682 | 0.682 | 0.000 |
| 35 | 405 | 0.681 | 0.681 | 0.000 |
| 35 | 425 | 0.681 | 0.681 | 0.000 |
| 35 | 492 | 0.681 | 0.681 | 0.000 |
| 35 | 501 | 0.682 | 0.682 | 0.000 |
| 35 | 521 | 0.680 | 0.680 | 0.000 |
| 50 | 300 | 0.679 | 0.679 | 0.000 |
| 50 | 756 | 0.681 | 0.681 | 0.000 |
| 50 | 1100 | 0.682 | 0.682 | 0.000 |
| 52 | 451 | 0.681 | 0.681 | 0.000 |
| 52 | 587 | 0.680 | 0.680 | 0.000 |
| 52 | 956 | 0.679 | 0.679 | 0.000 |
| 55 | 198 | 0.681 | 0.681 | 0.000 |
| 55 | 220 | 0.680 | 0.680 | 0.000 |
| 55 | 665 | 0.680 | 0.680 | 0.000 |
| 55 | 818 | 0.681 | 0.681 | 0.000 |
| 55 | 1057 | 0.684 | 0.683 | 0.000 |
| 55 | 1137 | 0.683 | 0.683 | 0.000 |
| 100 | 448 | 0.678 | 0.678 | 0.000 |
| 100 | 938 | 0.681 | 0.681 | 0.000 |
| 100 | 1051 | 0.681 | 0.681 | 0.000 |
| 102 | 921 | 0.681 | 0.682 | 0.000 |
| 102 | 1113 | 0.681 | 0.681 | 0.000 |
| 102 | 1234 | 0.680 | 0.679 | 0.000 |
| 105 | 194 | 0.681 | 0.681 | 0.000 |
| 105 | 367 | 0.679 | 0.679 | 0.000 |
| 105 | 440 | 0.680 | 0.680 | 0.000 |
| 105 | 477 | 0.682 | 0.682 | 0.000 |
| 105 | 556 | 0.681 | 0.681 | 0.000 |
| 105 | 1213 | 0.681 | 0.681 | 0.000 |
| Max | | 0.684 | 0.684 | 0.000 |
| Average | | 0.681 | 0.681 | 0.000 |
| Min | | 0.677 | 0.677 | 0.000 |
| Std Dev | | 0.001 | 0.001 | 0.000 |

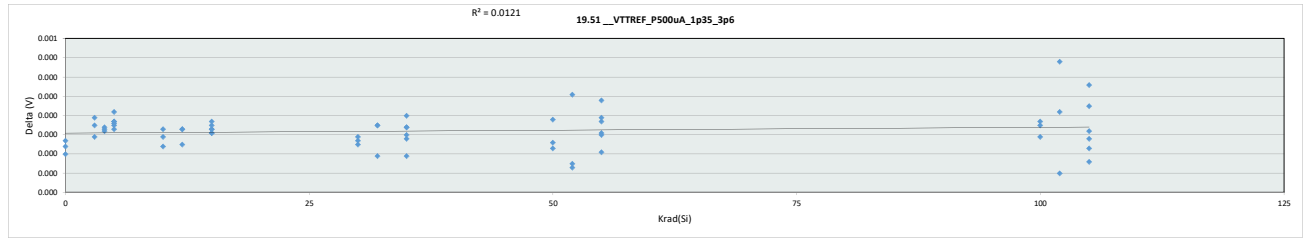


| 19.50_VTTREF_N500uA_1p35 | | | | | | | | | | | | | | | | |
|--------------------------|--------|-------------|-------|-------|-------|-------|-------|-------|-------|-------|-------|-------|-------|-------|-------|-------|
| Test Site | Tester | Test Number | Unit | | | | | | | | | | | | | |
| Max Limit | | | | V | | | | | | | | | | | | |
| Min Limit | | | | V | | | | | | | | | | | | |
| Krad(Si) | 0 | 3 | 4 | 5 | 10 | 12 | 15 | 30 | 32 | 35 | 50 | 52 | 55 | 100 | 102 | 105 |
| LL | 0.662 | 0.662 | 0.662 | 0.662 | 0.662 | 0.662 | 0.662 | 0.662 | 0.662 | 0.662 | 0.662 | 0.662 | 0.662 | 0.662 | 0.662 | 0.662 |
| Min | 0.681 | 0.680 | 0.679 | 0.677 | 0.679 | 0.680 | 0.679 | 0.682 | 0.681 | 0.680 | 0.679 | 0.679 | 0.680 | 0.678 | 0.679 | 0.679 |
| Average | 0.682 | 0.681 | 0.681 | 0.680 | 0.680 | 0.681 | 0.682 | 0.683 | 0.681 | 0.681 | 0.680 | 0.681 | 0.681 | 0.681 | 0.681 | 0.681 |
| Max | 0.682 | 0.681 | 0.684 | 0.682 | 0.681 | 0.682 | 0.684 | 0.683 | 0.684 | 0.682 | 0.682 | 0.681 | 0.683 | 0.681 | 0.682 | 0.682 |
| UL | 0.689 | 0.689 | 0.689 | 0.689 | 0.689 | 0.689 | 0.689 | 0.689 | 0.689 | 0.689 | 0.689 | 0.689 | 0.689 | 0.689 | 0.689 | 0.689 |

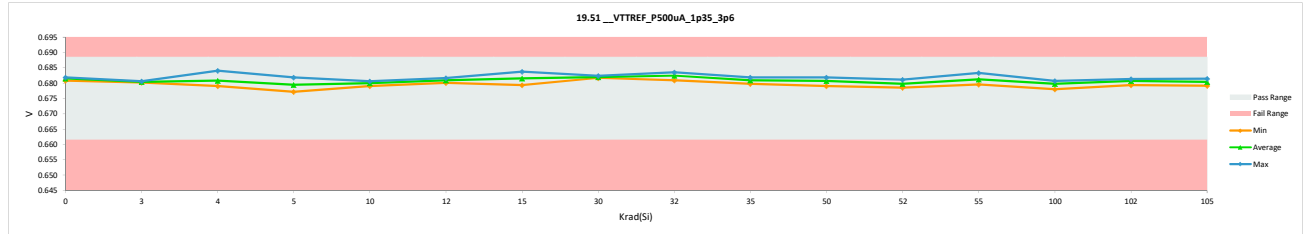


HDR TID Report
TPS7H3302-SP QML CALSS P

| 19.51_VTTREF_P500uA_1p35_3p6 | | | | |
|------------------------------|----------|-------------|--------|--------|
| Test Site | Tester | Test Number | Unit | |
| | | | V | V |
| Max Limit | | | 0.6885 | 0.6885 |
| Min Limit | | | 0.6615 | 0.6615 |
| Krad(Si) | Serial # | PRE | POST | Delta |
| 0 | 775 | 0.681 | 0.681 | 0.000 |
| 0 | 1088 | 0.682 | 0.682 | 0.000 |
| 0 | 1106 | 0.682 | 0.682 | 0.000 |
| 3 | 817 | 0.680 | 0.680 | 0.000 |
| 3 | 825 | 0.681 | 0.681 | 0.000 |
| 3 | 833 | 0.680 | 0.680 | 0.000 |
| 4 | 547 | 0.679 | 0.679 | 0.000 |
| 4 | 645 | 0.679 | 0.679 | 0.000 |
| 4 | 788 | 0.684 | 0.684 | 0.000 |
| 5 | 959 | 0.680 | 0.680 | 0.000 |
| 5 | 991 | 0.678 | 0.678 | 0.000 |
| 5 | 1000 | 0.677 | 0.677 | 0.000 |
| 5 | 1011 | 0.678 | 0.678 | 0.000 |
| 5 | 1087 | 0.682 | 0.682 | 0.000 |
| 5 | 1097 | 0.681 | 0.681 | 0.000 |
| 10 | 180 | 0.680 | 0.680 | 0.000 |
| 10 | 236 | 0.681 | 0.681 | 0.000 |
| 10 | 246 | 0.679 | 0.679 | 0.000 |
| 12 | 190 | 0.682 | 0.682 | 0.000 |
| 12 | 266 | 0.680 | 0.680 | 0.000 |
| 12 | 308 | 0.681 | 0.681 | 0.000 |
| 15 | 848 | 0.683 | 0.683 | 0.000 |
| 15 | 878 | 0.679 | 0.679 | 0.000 |
| 15 | 880 | 0.682 | 0.683 | 0.000 |
| 15 | 942 | 0.681 | 0.681 | 0.000 |
| 15 | 947 | 0.680 | 0.680 | 0.000 |
| 15 | 962 | 0.684 | 0.684 | 0.000 |
| 30 | 1141 | 0.682 | 0.682 | 0.000 |
| 30 | 1242 | 0.682 | 0.682 | 0.000 |
| 30 | 1417 | 0.682 | 0.682 | 0.000 |
| 32 | 1126 | 0.681 | 0.681 | 0.000 |
| 32 | 1165 | 0.683 | 0.683 | 0.000 |
| 32 | 1300 | 0.684 | 0.684 | 0.000 |
| 35 | 376 | 0.682 | 0.682 | 0.000 |
| 35 | 405 | 0.681 | 0.681 | 0.000 |
| 35 | 425 | 0.681 | 0.681 | 0.000 |
| 35 | 492 | 0.681 | 0.681 | 0.000 |
| 35 | 501 | 0.682 | 0.682 | 0.000 |
| 35 | 521 | 0.680 | 0.680 | 0.000 |
| 50 | 300 | 0.679 | 0.679 | 0.000 |
| 50 | 756 | 0.681 | 0.681 | 0.000 |
| 50 | 1100 | 0.682 | 0.682 | 0.000 |
| 52 | 451 | 0.681 | 0.681 | 0.000 |
| 52 | 587 | 0.680 | 0.680 | 0.000 |
| 52 | 956 | 0.679 | 0.679 | 0.000 |
| 55 | 198 | 0.681 | 0.681 | 0.000 |
| 55 | 220 | 0.680 | 0.680 | 0.000 |
| 55 | 665 | 0.680 | 0.680 | 0.000 |
| 55 | 818 | 0.681 | 0.681 | 0.000 |
| 55 | 1057 | 0.683 | 0.683 | 0.000 |
| 55 | 1137 | 0.683 | 0.683 | 0.000 |
| 100 | 448 | 0.678 | 0.678 | 0.000 |
| 100 | 938 | 0.681 | 0.681 | 0.000 |
| 100 | 1051 | 0.681 | 0.681 | 0.000 |
| 102 | 921 | 0.681 | 0.681 | 0.000 |
| 102 | 1113 | 0.681 | 0.681 | 0.000 |
| 102 | 1234 | 0.680 | 0.679 | 0.000 |
| 105 | 194 | 0.681 | 0.681 | 0.000 |
| 105 | 367 | 0.679 | 0.679 | 0.000 |
| 105 | 440 | 0.679 | 0.680 | 0.000 |
| 105 | 477 | 0.681 | 0.681 | 0.000 |
| 105 | 556 | 0.681 | 0.681 | 0.000 |
| 105 | 1213 | 0.681 | 0.681 | 0.000 |
| Max | | 0.684 | 0.684 | 0.000 |
| Average | | 0.681 | 0.681 | 0.000 |
| Min | | 0.677 | 0.677 | 0.000 |
| Std Dev | | 0.001 | 0.001 | 0.000 |

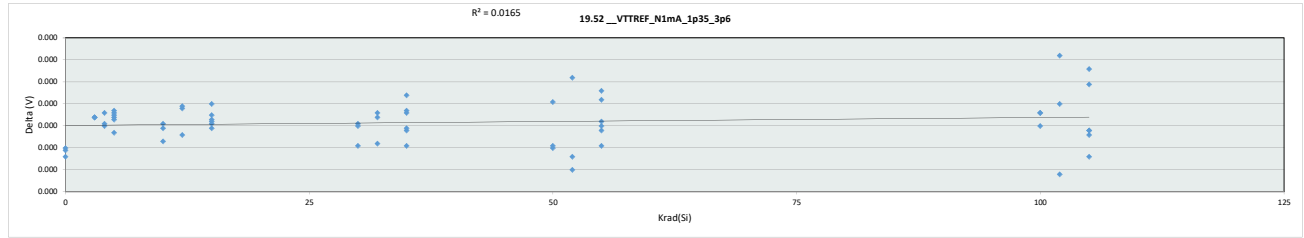


| 19.51_VTTREF_P500uA_1p35 | | | | | | | | | | | | | | | | |
|--------------------------|--------|-------------|-------|-------|-------|-------|-------|-------|-------|-------|-------|-------|-------|-------|-------|-------|
| Test Site | Tester | Test Number | Unit | | | | | | | | | | | | | |
| Max Limit | | | | V | | | | | | | | | | | | |
| Min Limit | | | | V | | | | | | | | | | | | |
| Krad(Si) | 0 | 3 | 4 | 5 | 10 | 12 | 15 | 30 | 32 | 35 | 50 | 52 | 55 | 100 | 102 | 105 |
| LL | 0.662 | 0.662 | 0.662 | 0.662 | 0.662 | 0.662 | 0.662 | 0.662 | 0.662 | 0.662 | 0.662 | 0.662 | 0.662 | 0.662 | 0.662 | 0.662 |
| Min | 0.681 | 0.680 | 0.679 | 0.677 | 0.679 | 0.680 | 0.679 | 0.682 | 0.681 | 0.680 | 0.679 | 0.680 | 0.678 | 0.679 | 0.679 | 0.679 |
| Average | 0.682 | 0.680 | 0.681 | 0.679 | 0.680 | 0.681 | 0.682 | 0.682 | 0.682 | 0.681 | 0.681 | 0.680 | 0.681 | 0.680 | 0.681 | 0.680 |
| Max | 0.682 | 0.681 | 0.684 | 0.682 | 0.681 | 0.682 | 0.684 | 0.682 | 0.684 | 0.682 | 0.682 | 0.681 | 0.683 | 0.681 | 0.681 | 0.681 |
| UL | 0.689 | 0.689 | 0.689 | 0.689 | 0.689 | 0.689 | 0.689 | 0.689 | 0.689 | 0.689 | 0.689 | 0.689 | 0.689 | 0.689 | 0.689 | 0.689 |



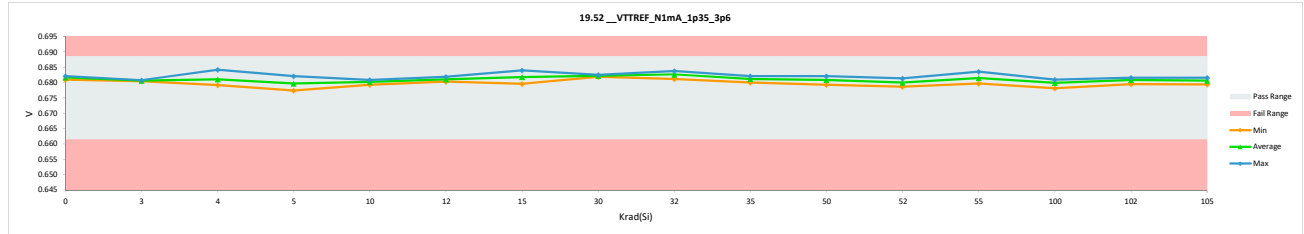
HDR TID Report
TPS7H3302-SP QML CALSS P

| 19.52_VTTREF_N1mA_1p35_3p6 | | | | |
|----------------------------|----------|-------------|--------|--------|
| Test Site | Tester | Test Number | Unit | |
| | | | V | V |
| Max Limit | | | 0.6885 | 0.6885 |
| Min Limit | | | 0.6615 | 0.6615 |
| Krad(Si) | Serial # | PRE | POST | Delta |
| 0 | 775 | 0.681 | 0.681 | 0.000 |
| 0 | 1088 | 0.682 | 0.682 | 0.000 |
| 0 | 1106 | 0.682 | 0.682 | 0.000 |
| 3 | 817 | 0.680 | 0.680 | 0.000 |
| 3 | 825 | 0.681 | 0.681 | 0.000 |
| 3 | 833 | 0.681 | 0.681 | 0.000 |
| 4 | 847 | 0.679 | 0.679 | 0.000 |
| 4 | 645 | 0.680 | 0.680 | 0.000 |
| 4 | 788 | 0.684 | 0.684 | 0.000 |
| 5 | 959 | 0.680 | 0.680 | 0.000 |
| 5 | 991 | 0.678 | 0.678 | 0.000 |
| 5 | 1000 | 0.677 | 0.677 | 0.000 |
| 5 | 1011 | 0.679 | 0.679 | 0.000 |
| 5 | 1087 | 0.682 | 0.682 | 0.000 |
| 5 | 1097 | 0.682 | 0.682 | 0.000 |
| 10 | 180 | 0.681 | 0.681 | 0.000 |
| 10 | 236 | 0.681 | 0.681 | 0.000 |
| 10 | 246 | 0.679 | 0.679 | 0.000 |
| 12 | 190 | 0.682 | 0.682 | 0.000 |
| 12 | 266 | 0.680 | 0.680 | 0.000 |
| 12 | 308 | 0.681 | 0.681 | 0.000 |
| 15 | 848 | 0.683 | 0.683 | 0.000 |
| 15 | 878 | 0.680 | 0.680 | 0.000 |
| 15 | 880 | 0.683 | 0.683 | 0.000 |
| 15 | 942 | 0.681 | 0.681 | 0.000 |
| 15 | 947 | 0.680 | 0.680 | 0.000 |
| 15 | 962 | 0.684 | 0.684 | 0.000 |
| 30 | 1141 | 0.683 | 0.683 | 0.000 |
| 30 | 1242 | 0.682 | 0.682 | 0.000 |
| 30 | 1417 | 0.682 | 0.682 | 0.000 |
| 32 | 1126 | 0.681 | 0.681 | 0.000 |
| 32 | 1165 | 0.683 | 0.683 | 0.000 |
| 32 | 1300 | 0.684 | 0.684 | 0.000 |
| 35 | 376 | 0.682 | 0.682 | 0.000 |
| 35 | 405 | 0.681 | 0.681 | 0.000 |
| 35 | 425 | 0.681 | 0.681 | 0.000 |
| 35 | 492 | 0.681 | 0.681 | 0.000 |
| 35 | 501 | 0.682 | 0.682 | 0.000 |
| 35 | 521 | 0.680 | 0.680 | 0.000 |
| 50 | 300 | 0.679 | 0.679 | 0.000 |
| 50 | 756 | 0.681 | 0.681 | 0.000 |
| 50 | 1100 | 0.682 | 0.682 | 0.000 |
| 52 | 451 | 0.682 | 0.681 | 0.000 |
| 52 | 587 | 0.680 | 0.680 | 0.000 |
| 52 | 956 | 0.679 | 0.679 | 0.000 |
| 55 | 198 | 0.681 | 0.681 | 0.000 |
| 55 | 220 | 0.680 | 0.680 | 0.000 |
| 55 | 665 | 0.680 | 0.680 | 0.000 |
| 55 | 818 | 0.681 | 0.681 | 0.000 |
| 55 | 1057 | 0.684 | 0.684 | 0.000 |
| 55 | 1137 | 0.683 | 0.683 | 0.000 |
| 100 | 448 | 0.678 | 0.678 | 0.000 |
| 100 | 938 | 0.681 | 0.681 | 0.000 |
| 100 | 1051 | 0.681 | 0.681 | 0.000 |
| 102 | 921 | 0.681 | 0.682 | 0.000 |
| 102 | 1113 | 0.681 | 0.681 | 0.000 |
| 102 | 1234 | 0.680 | 0.680 | 0.000 |
| 105 | 194 | 0.681 | 0.681 | 0.000 |
| 105 | 367 | 0.680 | 0.679 | 0.000 |
| 105 | 440 | 0.680 | 0.680 | 0.000 |
| 105 | 477 | 0.682 | 0.682 | 0.000 |
| 105 | 556 | 0.681 | 0.681 | 0.000 |
| 105 | 1213 | 0.681 | 0.681 | 0.000 |
| Max | | 0.684 | 0.684 | 0.000 |
| Average | | 0.681 | 0.681 | 0.000 |
| Min | | 0.677 | 0.677 | 0.000 |
| Std Dev | | 0.001 | 0.001 | 0.000 |



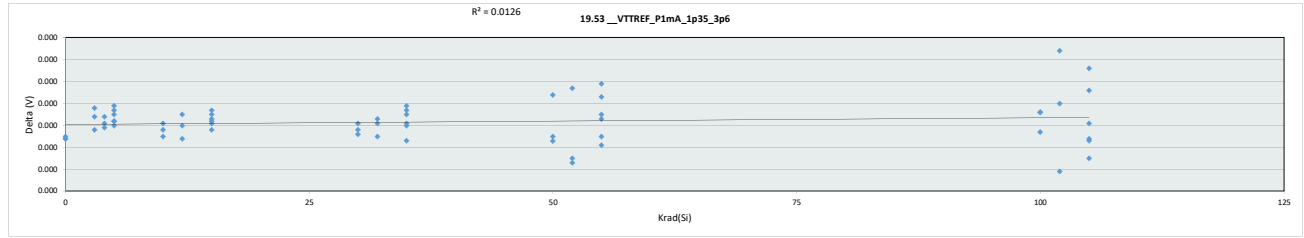
| 19.52_VTTREF_N1mA_1p35 | | | | |
|------------------------|--------|-------------|--------|--------|
| Test Site | Tester | Test Number | Unit | |
| | | | V | V |
| Max Limit | | | 0.6885 | 0.6885 |
| Min Limit | | | 0.6615 | 0.6615 |

| Krad(Si) | 0 | 3 | 4 | 5 | 10 | 12 | 15 | 30 | 32 | 35 | 50 | 52 | 55 | 100 | 102 | 105 |
|----------|-------|-------|-------|-------|-------|-------|-------|-------|-------|-------|-------|-------|-------|-------|-------|-------|
| LL | 0.662 | 0.662 | 0.662 | 0.662 | 0.662 | 0.662 | 0.662 | 0.662 | 0.662 | 0.662 | 0.662 | 0.662 | 0.662 | 0.662 | 0.662 | 0.662 |
| Min | 0.681 | 0.680 | 0.679 | 0.677 | 0.679 | 0.680 | 0.680 | 0.682 | 0.681 | 0.680 | 0.679 | 0.679 | 0.680 | 0.678 | 0.680 | 0.679 |
| Average | 0.682 | 0.681 | 0.681 | 0.680 | 0.680 | 0.681 | 0.682 | 0.683 | 0.681 | 0.681 | 0.680 | 0.680 | 0.681 | 0.680 | 0.681 | 0.681 |
| Max | 0.682 | 0.681 | 0.684 | 0.682 | 0.681 | 0.684 | 0.683 | 0.684 | 0.682 | 0.682 | 0.681 | 0.684 | 0.682 | 0.681 | 0.684 | 0.682 |
| UL | 0.689 | 0.689 | 0.689 | 0.689 | 0.689 | 0.689 | 0.689 | 0.689 | 0.689 | 0.689 | 0.689 | 0.689 | 0.689 | 0.689 | 0.689 | 0.689 |

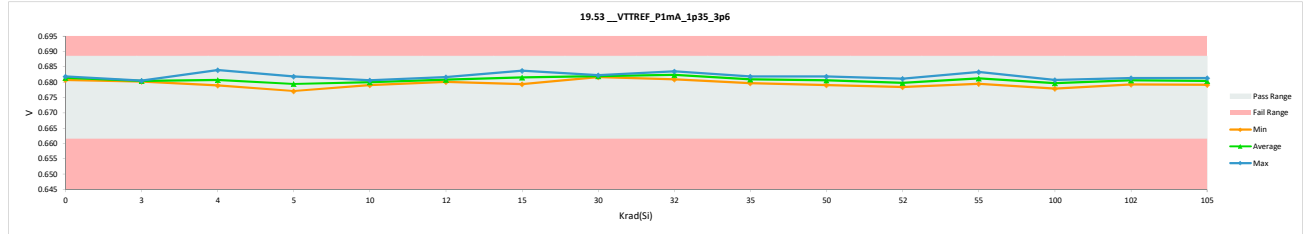


HDR TID Report
TPS7H3302-SP QML CALSS P

| 19.53_VTTREF_P1mA_1p35_3p6 | | | | |
|----------------------------|----------|-------------|--------|--------|
| Test Site | Tester | Test Number | Unit | |
| | | | V | V |
| Max Limit | | | 0.6885 | 0.6885 |
| Min Limit | | | 0.6615 | 0.6615 |
| Krad(Si) | Serial # | PRE | POST | Delta |
| 0 | 775 | 0.681 | 0.681 | 0.000 |
| 0 | 1088 | 0.682 | 0.682 | 0.000 |
| 0 | 1106 | 0.682 | 0.682 | 0.000 |
| 3 | 817 | 0.680 | 0.680 | 0.000 |
| 3 | 825 | 0.681 | 0.681 | 0.000 |
| 3 | 833 | 0.680 | 0.680 | 0.000 |
| 4 | 847 | 0.679 | 0.679 | 0.000 |
| 4 | 645 | 0.679 | 0.679 | 0.000 |
| 4 | 788 | 0.684 | 0.684 | 0.000 |
| 5 | 959 | 0.680 | 0.680 | 0.000 |
| 5 | 991 | 0.678 | 0.678 | 0.000 |
| 5 | 1000 | 0.677 | 0.677 | 0.000 |
| 5 | 1011 | 0.678 | 0.678 | 0.000 |
| 5 | 1087 | 0.682 | 0.682 | 0.000 |
| 5 | 1097 | 0.681 | 0.681 | 0.000 |
| 10 | 180 | 0.680 | 0.680 | 0.000 |
| 10 | 236 | 0.681 | 0.681 | 0.000 |
| 10 | 246 | 0.679 | 0.679 | 0.000 |
| 12 | 190 | 0.682 | 0.682 | 0.000 |
| 12 | 266 | 0.680 | 0.680 | 0.000 |
| 12 | 308 | 0.681 | 0.681 | 0.000 |
| 15 | 848 | 0.683 | 0.683 | 0.000 |
| 15 | 878 | 0.679 | 0.679 | 0.000 |
| 15 | 880 | 0.682 | 0.682 | 0.000 |
| 15 | 942 | 0.681 | 0.681 | 0.000 |
| 15 | 947 | 0.680 | 0.680 | 0.000 |
| 15 | 962 | 0.684 | 0.684 | 0.000 |
| 30 | 1141 | 0.682 | 0.682 | 0.000 |
| 30 | 1242 | 0.682 | 0.682 | 0.000 |
| 30 | 1417 | 0.682 | 0.682 | 0.000 |
| 32 | 1126 | 0.681 | 0.681 | 0.000 |
| 32 | 1165 | 0.683 | 0.683 | 0.000 |
| 32 | 1300 | 0.683 | 0.684 | 0.000 |
| 35 | 376 | 0.682 | 0.682 | 0.000 |
| 35 | 405 | 0.681 | 0.681 | 0.000 |
| 35 | 425 | 0.681 | 0.681 | 0.000 |
| 35 | 492 | 0.681 | 0.681 | 0.000 |
| 35 | 501 | 0.682 | 0.682 | 0.000 |
| 35 | 521 | 0.680 | 0.680 | 0.000 |
| 50 | 300 | 0.679 | 0.679 | 0.000 |
| 50 | 756 | 0.681 | 0.681 | 0.000 |
| 50 | 1100 | 0.682 | 0.682 | 0.000 |
| 52 | 451 | 0.681 | 0.681 | 0.000 |
| 52 | 587 | 0.680 | 0.680 | 0.000 |
| 52 | 956 | 0.679 | 0.678 | 0.000 |
| 55 | 198 | 0.681 | 0.681 | 0.000 |
| 55 | 220 | 0.679 | 0.679 | 0.000 |
| 55 | 665 | 0.680 | 0.680 | 0.000 |
| 55 | 818 | 0.681 | 0.681 | 0.000 |
| 55 | 1057 | 0.683 | 0.683 | 0.000 |
| 55 | 1137 | 0.683 | 0.683 | 0.000 |
| 100 | 448 | 0.678 | 0.678 | 0.000 |
| 100 | 938 | 0.681 | 0.681 | 0.000 |
| 100 | 1051 | 0.680 | 0.680 | 0.000 |
| 102 | 921 | 0.681 | 0.681 | 0.000 |
| 102 | 1113 | 0.681 | 0.681 | 0.000 |
| 102 | 1234 | 0.679 | 0.679 | 0.000 |
| 105 | 194 | 0.680 | 0.681 | 0.000 |
| 105 | 367 | 0.679 | 0.679 | 0.000 |
| 105 | 440 | 0.679 | 0.680 | 0.000 |
| 105 | 477 | 0.681 | 0.681 | 0.000 |
| 105 | 556 | 0.681 | 0.681 | 0.000 |
| 105 | 1213 | 0.681 | 0.681 | 0.000 |
| Max | | 0.684 | 0.684 | 0.000 |
| Average | | 0.681 | 0.681 | 0.000 |
| Min | | 0.677 | 0.677 | 0.000 |
| Std Dev | | 0.001 | 0.001 | 0.000 |

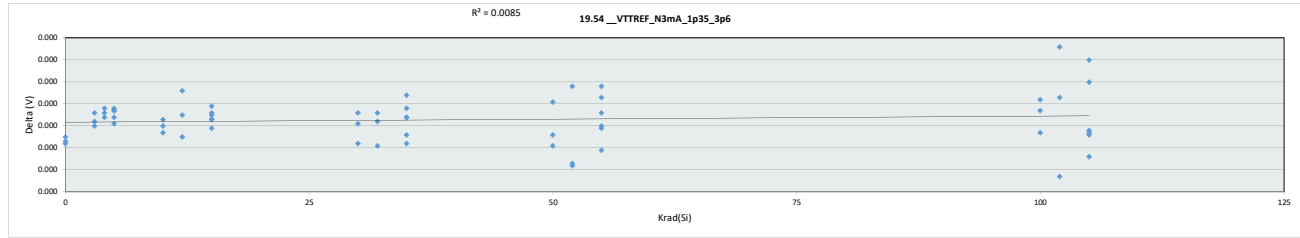


| 19.53_VTTREF_P1mA_1p35_3p6 | | | | | | | | | | | | | | | | | | | | | |
|----------------------------|--------|-------------|-----------|-----------|----------|-------|-------|-------|-------|-------|-------|-------|-------|-------|-------|-------|-------|-------|-------|-------|-------|
| Test Site | Tester | Test Number | Max Limit | Min Limit | Krad(Si) | | | | | | | | | | | | | | | | |
| | | | 0.6885 | 0.6615 | 0 | 3 | 4 | 5 | 10 | 12 | 15 | 30 | 32 | 35 | 50 | 52 | 55 | 100 | 102 | 105 | |
| LL | | | 0.662 | 0.662 | 0.662 | 0.662 | 0.662 | 0.662 | 0.662 | 0.662 | 0.662 | 0.662 | 0.662 | 0.662 | 0.662 | 0.662 | 0.662 | 0.662 | 0.662 | 0.662 | 0.662 |
| Min | | | 0.681 | 0.680 | 0.679 | 0.677 | 0.679 | 0.679 | 0.680 | 0.679 | 0.682 | 0.682 | 0.681 | 0.680 | 0.679 | 0.678 | 0.679 | 0.678 | 0.679 | 0.679 | 0.679 |
| Average | | | 0.681 | 0.680 | 0.681 | 0.679 | 0.680 | 0.680 | 0.681 | 0.682 | 0.682 | 0.682 | 0.682 | 0.681 | 0.681 | 0.680 | 0.681 | 0.683 | 0.681 | 0.681 | 0.681 |
| Max | | | 0.682 | 0.681 | 0.684 | 0.682 | 0.681 | 0.682 | 0.681 | 0.682 | 0.684 | 0.682 | 0.684 | 0.682 | 0.682 | 0.681 | 0.683 | 0.681 | 0.681 | 0.681 | 0.681 |
| UL | | | 0.689 | 0.689 | 0.689 | 0.689 | 0.689 | 0.689 | 0.689 | 0.689 | 0.689 | 0.689 | 0.689 | 0.689 | 0.689 | 0.689 | 0.689 | 0.689 | 0.689 | 0.689 | 0.689 |

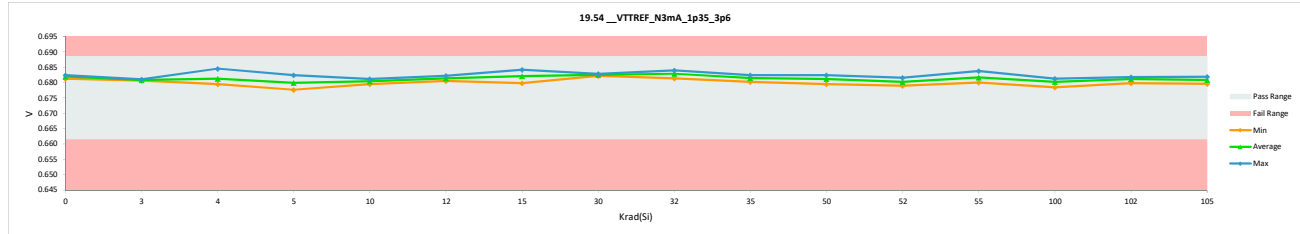


HDR TID Report
TPS7H3302-SP QML CALSS P

| 19.54_VTTREF_N3mA_1p35_3p6 | | | | |
|----------------------------|----------|-------------|--------|--------|
| Test Site | Tester | Test Number | Unit | |
| | | | V | V |
| Max Limit | | | 0.6885 | 0.6885 |
| Min Limit | | | 0.6615 | 0.6615 |
| Krad(Si) | Serial # | PRE | POST | Delta |
| 0 | 775 | 0.681 | 0.681 | 0.000 |
| 0 | 1088 | 0.682 | 0.682 | 0.000 |
| 0 | 1106 | 0.682 | 0.682 | 0.000 |
| 3 | 817 | 0.681 | 0.681 | 0.000 |
| 3 | 825 | 0.681 | 0.681 | 0.000 |
| 3 | 833 | 0.681 | 0.681 | 0.000 |
| 4 | 547 | 0.679 | 0.679 | 0.000 |
| 4 | 645 | 0.680 | 0.680 | 0.000 |
| 4 | 788 | 0.684 | 0.685 | 0.000 |
| 5 | 959 | 0.680 | 0.680 | 0.000 |
| 5 | 991 | 0.678 | 0.678 | 0.000 |
| 5 | 1000 | 0.678 | 0.678 | 0.000 |
| 5 | 1011 | 0.679 | 0.679 | 0.000 |
| 5 | 1087 | 0.682 | 0.682 | 0.000 |
| 5 | 1097 | 0.682 | 0.682 | 0.000 |
| 10 | 180 | 0.681 | 0.681 | 0.000 |
| 10 | 236 | 0.681 | 0.681 | 0.000 |
| 10 | 246 | 0.680 | 0.680 | 0.000 |
| 12 | 190 | 0.682 | 0.682 | 0.000 |
| 12 | 266 | 0.681 | 0.681 | 0.000 |
| 12 | 308 | 0.681 | 0.681 | 0.000 |
| 15 | 848 | 0.683 | 0.684 | 0.000 |
| 15 | 878 | 0.680 | 0.680 | 0.000 |
| 15 | 880 | 0.683 | 0.683 | 0.000 |
| 15 | 942 | 0.681 | 0.681 | 0.000 |
| 15 | 947 | 0.680 | 0.680 | 0.000 |
| 15 | 962 | 0.684 | 0.684 | 0.000 |
| 30 | 1141 | 0.683 | 0.683 | 0.000 |
| 30 | 1242 | 0.682 | 0.682 | 0.000 |
| 30 | 1417 | 0.682 | 0.682 | 0.000 |
| 32 | 1126 | 0.681 | 0.681 | 0.000 |
| 32 | 1165 | 0.683 | 0.683 | 0.000 |
| 32 | 1300 | 0.684 | 0.684 | 0.000 |
| 35 | 376 | 0.682 | 0.682 | 0.000 |
| 35 | 405 | 0.681 | 0.681 | 0.000 |
| 35 | 425 | 0.681 | 0.681 | 0.000 |
| 35 | 492 | 0.681 | 0.681 | 0.000 |
| 35 | 501 | 0.682 | 0.682 | 0.000 |
| 35 | 521 | 0.680 | 0.680 | 0.000 |
| 50 | 300 | 0.680 | 0.680 | 0.000 |
| 50 | 756 | 0.681 | 0.682 | 0.000 |
| 50 | 1100 | 0.682 | 0.682 | 0.000 |
| 52 | 451 | 0.682 | 0.682 | 0.000 |
| 52 | 587 | 0.680 | 0.680 | 0.000 |
| 52 | 956 | 0.679 | 0.679 | 0.000 |
| 55 | 198 | 0.682 | 0.682 | 0.000 |
| 55 | 220 | 0.680 | 0.680 | 0.000 |
| 55 | 665 | 0.680 | 0.681 | 0.000 |
| 55 | 818 | 0.681 | 0.681 | 0.000 |
| 55 | 1057 | 0.684 | 0.684 | 0.000 |
| 55 | 1137 | 0.683 | 0.683 | 0.000 |
| 100 | 448 | 0.678 | 0.678 | 0.000 |
| 100 | 938 | 0.681 | 0.681 | 0.000 |
| 100 | 1051 | 0.681 | 0.681 | 0.000 |
| 102 | 921 | 0.682 | 0.682 | 0.000 |
| 102 | 1113 | 0.681 | 0.682 | 0.000 |
| 102 | 1234 | 0.680 | 0.680 | 0.000 |
| 105 | 194 | 0.681 | 0.681 | 0.000 |
| 105 | 367 | 0.680 | 0.680 | 0.000 |
| 105 | 440 | 0.680 | 0.680 | 0.000 |
| 105 | 477 | 0.682 | 0.682 | 0.000 |
| 105 | 556 | 0.681 | 0.681 | 0.000 |
| 105 | 1213 | 0.681 | 0.681 | 0.000 |
| Max | | 0.684 | 0.685 | 0.000 |
| Average | | 0.681 | 0.681 | 0.000 |
| Min | | 0.678 | 0.678 | 0.000 |
| Std Dev | | 0.001 | 0.001 | 0.000 |

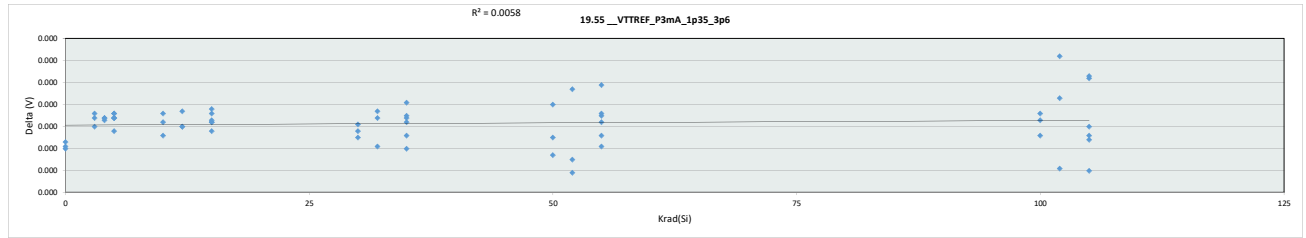


| 19.54_VTTREF_N3mA_1p35 | | | | | | | | | | | | | | | | |
|------------------------|--------|-------------|--------|---|----|----|----|----|----|----|----|----|----|-----|-----|-----|
| Test Site | Tester | Test Number | Unit | | | | | | | | | | | | | |
| | | | V | | | | | | | | | | | | | |
| Max Limit | | | 0.6885 | | | | | | | | | | | | | |
| Min Limit | | | 0.6615 | | | | | | | | | | | | | |
| Krad(Si) | 0 | 3 | 4 | 5 | 10 | 12 | 15 | 30 | 32 | 35 | 50 | 52 | 55 | 100 | 102 | 105 |

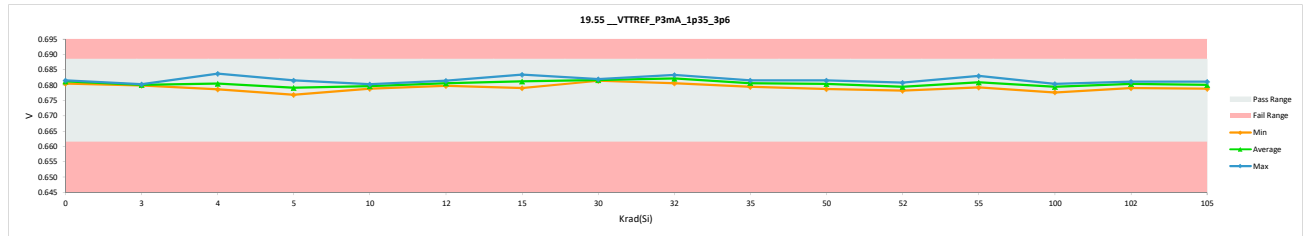


HDR TID Report
TPS7H3302-SP QML CALSS P

| 19.55_VTTREF_P3mA_1p35_3p6 | | | | |
|----------------------------|--------|-------------|-------|-------|
| Test Site | Tester | Test Number | Unit | Delta |
| 0 | 775 | 0.681 | 0.681 | 0.000 |
| 0 | 1088 | 0.682 | 0.682 | 0.000 |
| 0 | 1106 | 0.682 | 0.682 | 0.000 |
| 3 | 817 | 0.680 | 0.680 | 0.000 |
| 3 | 825 | 0.680 | 0.680 | 0.000 |
| 3 | 833 | 0.680 | 0.680 | 0.000 |
| 4 | 547 | 0.679 | 0.679 | 0.000 |
| 4 | 645 | 0.679 | 0.679 | 0.000 |
| 4 | 788 | 0.684 | 0.684 | 0.000 |
| 5 | 959 | 0.680 | 0.680 | 0.000 |
| 5 | 991 | 0.678 | 0.678 | 0.000 |
| 5 | 1000 | 0.677 | 0.677 | 0.000 |
| 5 | 1011 | 0.678 | 0.678 | 0.000 |
| 5 | 1087 | 0.682 | 0.682 | 0.000 |
| 5 | 1097 | 0.681 | 0.681 | 0.000 |
| 10 | 180 | 0.680 | 0.680 | 0.000 |
| 10 | 236 | 0.680 | 0.680 | 0.000 |
| 10 | 246 | 0.679 | 0.679 | 0.000 |
| 12 | 190 | 0.681 | 0.681 | 0.000 |
| 12 | 266 | 0.680 | 0.680 | 0.000 |
| 12 | 308 | 0.681 | 0.681 | 0.000 |
| 15 | 848 | 0.683 | 0.683 | 0.000 |
| 15 | 878 | 0.679 | 0.679 | 0.000 |
| 15 | 880 | 0.682 | 0.682 | 0.000 |
| 15 | 942 | 0.681 | 0.681 | 0.000 |
| 15 | 947 | 0.680 | 0.680 | 0.000 |
| 15 | 962 | 0.683 | 0.683 | 0.000 |
| 30 | 1141 | 0.682 | 0.682 | 0.000 |
| 30 | 1242 | 0.681 | 0.681 | 0.000 |
| 30 | 1417 | 0.682 | 0.682 | 0.000 |
| 32 | 1126 | 0.681 | 0.681 | 0.000 |
| 32 | 1165 | 0.683 | 0.683 | 0.000 |
| 32 | 1300 | 0.683 | 0.683 | 0.000 |
| 35 | 376 | 0.682 | 0.682 | 0.000 |
| 35 | 405 | 0.680 | 0.680 | 0.000 |
| 35 | 425 | 0.681 | 0.680 | 0.000 |
| 35 | 492 | 0.680 | 0.680 | 0.000 |
| 35 | 501 | 0.682 | 0.682 | 0.000 |
| 35 | 521 | 0.680 | 0.679 | 0.000 |
| 50 | 300 | 0.679 | 0.679 | 0.000 |
| 50 | 756 | 0.681 | 0.681 | 0.000 |
| 50 | 1100 | 0.682 | 0.682 | 0.000 |
| 52 | 451 | 0.681 | 0.681 | 0.000 |
| 52 | 587 | 0.679 | 0.679 | 0.000 |
| 52 | 956 | 0.678 | 0.678 | 0.000 |
| 55 | 198 | 0.681 | 0.681 | 0.000 |
| 55 | 220 | 0.679 | 0.679 | 0.000 |
| 55 | 665 | 0.680 | 0.680 | 0.000 |
| 55 | 818 | 0.680 | 0.680 | 0.000 |
| 55 | 1057 | 0.683 | 0.683 | 0.000 |
| 55 | 1137 | 0.682 | 0.682 | 0.000 |
| 100 | 448 | 0.678 | 0.678 | 0.000 |
| 100 | 938 | 0.680 | 0.680 | 0.000 |
| 100 | 1051 | 0.680 | 0.680 | 0.000 |
| 102 | 921 | 0.681 | 0.681 | 0.000 |
| 102 | 1113 | 0.681 | 0.681 | 0.000 |
| 102 | 1234 | 0.679 | 0.679 | 0.000 |
| 105 | 194 | 0.680 | 0.680 | 0.000 |
| 105 | 367 | 0.679 | 0.679 | 0.000 |
| 105 | 440 | 0.679 | 0.679 | 0.000 |
| 105 | 477 | 0.681 | 0.681 | 0.000 |
| 105 | 556 | 0.681 | 0.681 | 0.000 |
| 105 | 1213 | 0.681 | 0.681 | 0.000 |
| Max | | 0.684 | 0.684 | 0.000 |
| Average | | 0.680 | 0.680 | 0.000 |
| Min | | 0.677 | 0.677 | 0.000 |
| Std Dev | | 0.001 | 0.001 | 0.000 |

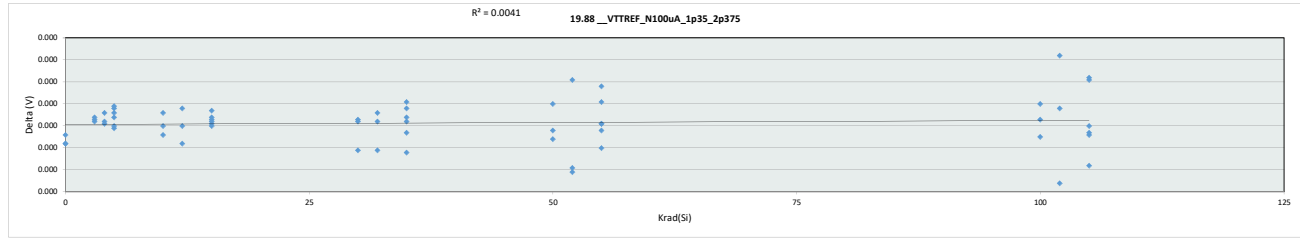


| 19.55_VTTREF_P3mA_1p35_3p6 | | | | | | | | | | | | | | | | | | | | | |
|----------------------------|--------|-------------|-----------|-----------|-------|-------|-------|-------|-------|-------|-------|-------|-------|-------|-------|-------|-------|-------|-------|-------|-------|
| Test Site | Tester | Test Number | Max Limit | Min Limit | 0 | 3 | 4 | 5 | 10 | 12 | 15 | 30 | 32 | 35 | 50 | 52 | 55 | 100 | 102 | 105 | |
| LL | | | 0.662 | 0.662 | 0.662 | 0.662 | 0.662 | 0.662 | 0.662 | 0.662 | 0.662 | 0.662 | 0.662 | 0.662 | 0.662 | 0.662 | 0.662 | 0.662 | 0.662 | 0.662 | 0.662 |
| Min | | | 0.681 | 0.680 | 0.679 | 0.677 | 0.679 | 0.679 | 0.680 | 0.679 | 0.681 | 0.681 | 0.681 | 0.679 | 0.679 | 0.678 | 0.679 | 0.678 | 0.679 | 0.679 | 0.679 |
| Average | | | 0.681 | 0.680 | 0.681 | 0.679 | 0.680 | 0.680 | 0.681 | 0.681 | 0.682 | 0.682 | 0.682 | 0.681 | 0.680 | 0.680 | 0.681 | 0.679 | 0.680 | 0.680 | 0.680 |
| Max | | | 0.682 | 0.680 | 0.684 | 0.682 | 0.680 | 0.680 | 0.681 | 0.683 | 0.682 | 0.683 | 0.682 | 0.682 | 0.682 | 0.681 | 0.683 | 0.680 | 0.681 | 0.681 | 0.681 |
| UL | | | 0.689 | 0.689 | 0.689 | 0.689 | 0.689 | 0.689 | 0.689 | 0.689 | 0.689 | 0.689 | 0.689 | 0.689 | 0.689 | 0.689 | 0.689 | 0.689 | 0.689 | 0.689 | 0.689 |

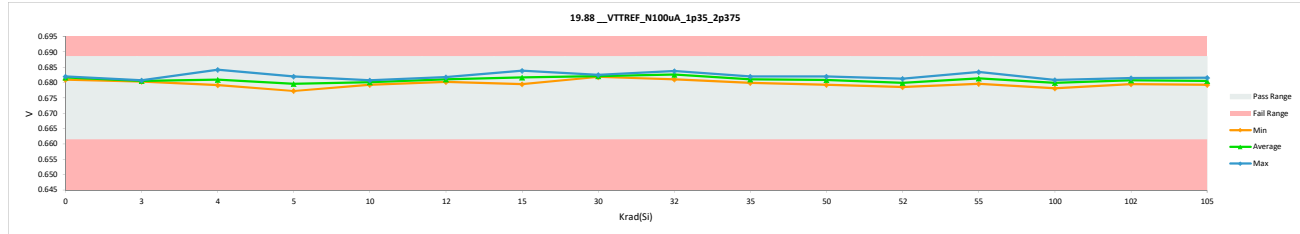


HDR TID Report
TPS7H3302-SP QML CALSS P

| 19.88_VTTREF_N100uA_1p35_2p375 | | | | |
|--------------------------------|----------|-------------|--------|--------|
| Test Site | Tester | Test Number | Unit | |
| | | | V | V |
| Max Limit | | | 0.6885 | 0.6885 |
| Min Limit | | | 0.6615 | 0.6615 |
| Krad(Si) | Serial # | PRE | POST | Delta |
| 0 | 775 | 0.681 | 0.681 | 0.000 |
| 0 | 1088 | 0.682 | 0.682 | 0.000 |
| 0 | 1106 | 0.682 | 0.682 | 0.000 |
| 3 | 817 | 0.680 | 0.680 | 0.000 |
| 3 | 825 | 0.681 | 0.681 | 0.000 |
| 3 | 833 | 0.681 | 0.681 | 0.000 |
| 4 | 547 | 0.679 | 0.679 | 0.000 |
| 4 | 645 | 0.680 | 0.680 | 0.000 |
| 4 | 788 | 0.684 | 0.684 | 0.000 |
| 5 | 959 | 0.680 | 0.680 | 0.000 |
| 5 | 991 | 0.678 | 0.678 | 0.000 |
| 5 | 1000 | 0.677 | 0.677 | 0.000 |
| 5 | 1011 | 0.678 | 0.679 | 0.000 |
| 5 | 1087 | 0.682 | 0.682 | 0.000 |
| 5 | 1097 | 0.682 | 0.682 | 0.000 |
| 10 | 180 | 0.680 | 0.680 | 0.000 |
| 10 | 236 | 0.681 | 0.681 | 0.000 |
| 10 | 246 | 0.679 | 0.679 | 0.000 |
| 12 | 190 | 0.682 | 0.682 | 0.000 |
| 12 | 266 | 0.680 | 0.680 | 0.000 |
| 12 | 308 | 0.681 | 0.681 | 0.000 |
| 15 | 848 | 0.683 | 0.683 | 0.000 |
| 15 | 878 | 0.679 | 0.679 | 0.000 |
| 15 | 880 | 0.683 | 0.683 | 0.000 |
| 15 | 942 | 0.681 | 0.681 | 0.000 |
| 15 | 947 | 0.680 | 0.680 | 0.000 |
| 15 | 962 | 0.684 | 0.684 | 0.000 |
| 30 | 1141 | 0.682 | 0.683 | 0.000 |
| 30 | 1242 | 0.682 | 0.682 | 0.000 |
| 30 | 1417 | 0.682 | 0.682 | 0.000 |
| 32 | 1126 | 0.681 | 0.681 | 0.000 |
| 32 | 1165 | 0.683 | 0.683 | 0.000 |
| 32 | 1300 | 0.684 | 0.684 | 0.000 |
| 35 | 376 | 0.682 | 0.682 | 0.000 |
| 35 | 405 | 0.681 | 0.681 | 0.000 |
| 35 | 425 | 0.681 | 0.681 | 0.000 |
| 35 | 492 | 0.681 | 0.681 | 0.000 |
| 35 | 501 | 0.682 | 0.682 | 0.000 |
| 35 | 521 | 0.680 | 0.680 | 0.000 |
| 50 | 300 | 0.679 | 0.679 | 0.000 |
| 50 | 756 | 0.681 | 0.681 | 0.000 |
| 50 | 1100 | 0.682 | 0.682 | 0.000 |
| 52 | 451 | 0.681 | 0.681 | 0.000 |
| 52 | 587 | 0.680 | 0.680 | 0.000 |
| 52 | 956 | 0.679 | 0.679 | 0.000 |
| 55 | 198 | 0.681 | 0.681 | 0.000 |
| 55 | 220 | 0.680 | 0.680 | 0.000 |
| 55 | 665 | 0.680 | 0.680 | 0.000 |
| 55 | 818 | 0.681 | 0.681 | 0.000 |
| 55 | 1057 | 0.684 | 0.683 | 0.000 |
| 55 | 1137 | 0.683 | 0.683 | 0.000 |
| 100 | 448 | 0.678 | 0.678 | 0.000 |
| 100 | 938 | 0.681 | 0.681 | 0.000 |
| 100 | 1051 | 0.681 | 0.681 | 0.000 |
| 102 | 921 | 0.681 | 0.682 | 0.000 |
| 102 | 1113 | 0.681 | 0.681 | 0.000 |
| 102 | 1234 | 0.680 | 0.679 | 0.000 |
| 105 | 194 | 0.681 | 0.681 | 0.000 |
| 105 | 367 | 0.679 | 0.679 | 0.000 |
| 105 | 440 | 0.680 | 0.680 | 0.000 |
| 105 | 477 | 0.682 | 0.682 | 0.000 |
| 105 | 556 | 0.681 | 0.681 | 0.000 |
| 105 | 1213 | 0.681 | 0.681 | 0.000 |
| Max | | 0.684 | 0.684 | 0.000 |
| Average | | 0.681 | 0.681 | 0.000 |
| Min | | 0.677 | 0.677 | 0.000 |
| Std Dev | | 0.001 | 0.001 | 0.000 |

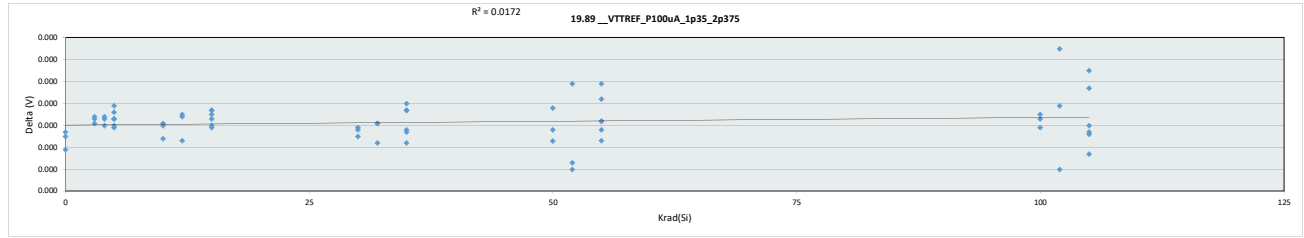


| 19.88_VTTREF_N100uA_1p35 | | | | | | | | | | | | | | | | |
|--------------------------|--------|-------------|-------|-------|-------|-------|-------|-------|-------|-------|-------|-------|-------|-------|-------|-------|
| Test Site | Tester | Test Number | Unit | | | | | | | | | | | | | |
| Max Limit | | | | V | | | | | | | | | | | | |
| Min Limit | | | | V | | | | | | | | | | | | |
| Krad(Si) | 0 | 3 | 4 | 5 | 10 | 12 | 15 | 30 | 32 | 35 | 50 | 52 | 55 | 100 | 102 | 105 |
| LL | 0.662 | 0.662 | 0.662 | 0.662 | 0.662 | 0.662 | 0.662 | 0.662 | 0.662 | 0.662 | 0.662 | 0.662 | 0.662 | 0.662 | 0.662 | 0.662 |
| Min | 0.681 | 0.680 | 0.679 | 0.677 | 0.679 | 0.680 | 0.679 | 0.682 | 0.681 | 0.680 | 0.679 | 0.679 | 0.680 | 0.678 | 0.679 | 0.679 |
| Average | 0.682 | 0.681 | 0.681 | 0.680 | 0.680 | 0.681 | 0.682 | 0.683 | 0.681 | 0.681 | 0.680 | 0.681 | 0.681 | 0.680 | 0.681 | 0.681 |
| Max | 0.682 | 0.681 | 0.684 | 0.682 | 0.681 | 0.682 | 0.684 | 0.683 | 0.684 | 0.682 | 0.682 | 0.681 | 0.683 | 0.681 | 0.682 | 0.682 |
| UL | 0.689 | 0.689 | 0.689 | 0.689 | 0.689 | 0.689 | 0.689 | 0.689 | 0.689 | 0.689 | 0.689 | 0.689 | 0.689 | 0.689 | 0.689 | 0.689 |

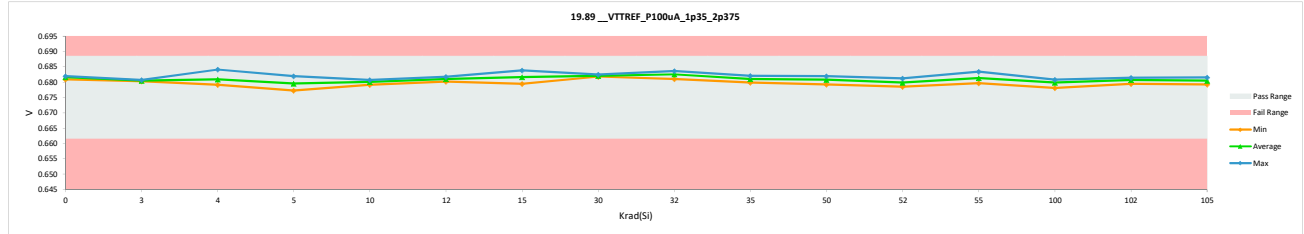


HDR TID Report
TPS7H3302-SP QML CALSS P

| 19.89_VTTREF_P100uA_1p35_2p375 | | | | |
|--------------------------------|----------|-------------|--------|--------|
| Test Site | Tester | Test Number | Unit | |
| | | | V | V |
| Max Limit | | | 0.6885 | 0.6885 |
| Min Limit | | | 0.6615 | 0.6615 |
| Krad(Si) | Serial # | PRE | POST | Delta |
| 0 | 775 | 0.681 | 0.681 | 0.000 |
| 0 | 1088 | 0.682 | 0.682 | 0.000 |
| 0 | 1106 | 0.682 | 0.682 | 0.000 |
| 3 | 817 | 0.680 | 0.680 | 0.000 |
| 3 | 825 | 0.681 | 0.681 | 0.000 |
| 3 | 833 | 0.681 | 0.681 | 0.000 |
| 4 | 547 | 0.679 | 0.679 | 0.000 |
| 4 | 645 | 0.679 | 0.680 | 0.000 |
| 4 | 788 | 0.684 | 0.684 | 0.000 |
| 5 | 959 | 0.680 | 0.680 | 0.000 |
| 5 | 991 | 0.678 | 0.678 | 0.000 |
| 5 | 1000 | 0.677 | 0.677 | 0.000 |
| 5 | 1011 | 0.678 | 0.678 | 0.000 |
| 5 | 1087 | 0.682 | 0.682 | 0.000 |
| 5 | 1097 | 0.681 | 0.682 | 0.000 |
| 10 | 180 | 0.680 | 0.680 | 0.000 |
| 10 | 236 | 0.681 | 0.681 | 0.000 |
| 10 | 246 | 0.679 | 0.679 | 0.000 |
| 12 | 190 | 0.682 | 0.682 | 0.000 |
| 12 | 266 | 0.680 | 0.680 | 0.000 |
| 12 | 308 | 0.681 | 0.681 | 0.000 |
| 15 | 848 | 0.683 | 0.683 | 0.000 |
| 15 | 878 | 0.679 | 0.679 | 0.000 |
| 15 | 880 | 0.683 | 0.683 | 0.000 |
| 15 | 942 | 0.681 | 0.681 | 0.000 |
| 15 | 947 | 0.680 | 0.680 | 0.000 |
| 15 | 962 | 0.684 | 0.684 | 0.000 |
| 30 | 1141 | 0.682 | 0.682 | 0.000 |
| 30 | 1242 | 0.682 | 0.682 | 0.000 |
| 30 | 1417 | 0.682 | 0.682 | 0.000 |
| 32 | 1126 | 0.681 | 0.681 | 0.000 |
| 32 | 1165 | 0.683 | 0.683 | 0.000 |
| 32 | 1300 | 0.684 | 0.684 | 0.000 |
| 35 | 376 | 0.682 | 0.682 | 0.000 |
| 35 | 405 | 0.681 | 0.681 | 0.000 |
| 35 | 425 | 0.681 | 0.681 | 0.000 |
| 35 | 492 | 0.681 | 0.681 | 0.000 |
| 35 | 501 | 0.682 | 0.682 | 0.000 |
| 35 | 521 | 0.680 | 0.680 | 0.000 |
| 50 | 300 | 0.679 | 0.679 | 0.000 |
| 50 | 756 | 0.681 | 0.681 | 0.000 |
| 50 | 1100 | 0.682 | 0.682 | 0.000 |
| 52 | 451 | 0.681 | 0.681 | 0.000 |
| 52 | 587 | 0.680 | 0.680 | 0.000 |
| 52 | 956 | 0.679 | 0.679 | 0.000 |
| 55 | 198 | 0.681 | 0.681 | 0.000 |
| 55 | 220 | 0.680 | 0.680 | 0.000 |
| 55 | 665 | 0.680 | 0.680 | 0.000 |
| 55 | 818 | 0.681 | 0.681 | 0.000 |
| 55 | 1057 | 0.684 | 0.683 | 0.000 |
| 55 | 1137 | 0.683 | 0.683 | 0.000 |
| 100 | 448 | 0.678 | 0.678 | 0.000 |
| 100 | 938 | 0.681 | 0.681 | 0.000 |
| 100 | 1051 | 0.681 | 0.681 | 0.000 |
| 102 | 921 | 0.681 | 0.681 | 0.000 |
| 102 | 1113 | 0.681 | 0.681 | 0.000 |
| 102 | 1234 | 0.680 | 0.679 | 0.000 |
| 105 | 194 | 0.681 | 0.681 | 0.000 |
| 105 | 367 | 0.679 | 0.679 | 0.000 |
| 105 | 440 | 0.680 | 0.680 | 0.000 |
| 105 | 477 | 0.682 | 0.682 | 0.000 |
| 105 | 556 | 0.681 | 0.681 | 0.000 |
| 105 | 1213 | 0.681 | 0.681 | 0.000 |
| Max | | 0.684 | 0.684 | 0.000 |
| Average | | 0.681 | 0.681 | 0.000 |
| Min | | 0.677 | 0.677 | 0.000 |
| Std Dev | | 0.001 | 0.001 | 0.000 |

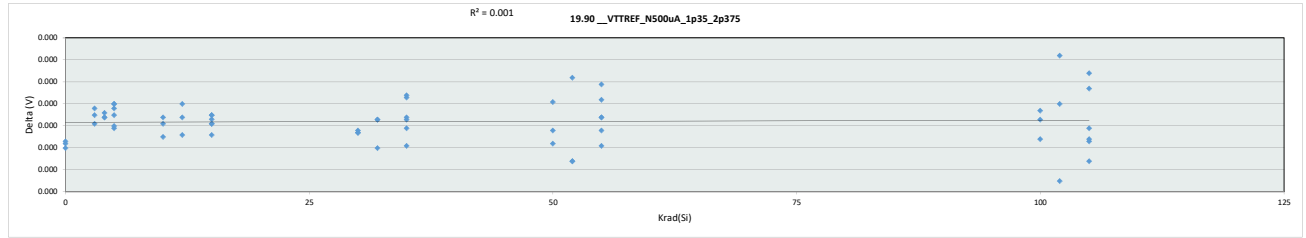


| 19.89_VTTREF_P100uA_1p35 | | | | | | | | | | | | | | | | |
|--------------------------|--------|-------------|-------|-------|--------|-------|-------|-------|-------|-------|-------|-------|-------|-------|-------|-------|
| Test Site | Tester | Test Number | Unit | | | | | | | | | | | | | |
| Max Limit | | | | V | 0.6885 | | | | | | | | | | | |
| Min Limit | | | | V | 0.6615 | | | | | | | | | | | |
| Krad(Si) | 0 | 3 | 4 | 5 | 10 | 12 | 15 | 30 | 32 | 35 | 50 | 52 | 55 | 100 | 102 | 105 |
| LL | 0.662 | 0.662 | 0.662 | 0.662 | 0.662 | 0.662 | 0.662 | 0.662 | 0.662 | 0.662 | 0.662 | 0.662 | 0.662 | 0.662 | 0.662 | 0.662 |
| Min | 0.681 | 0.680 | 0.679 | 0.677 | 0.679 | 0.680 | 0.679 | 0.682 | 0.681 | 0.680 | 0.679 | 0.679 | 0.680 | 0.678 | 0.679 | 0.679 |
| Average | 0.682 | 0.681 | 0.681 | 0.680 | 0.680 | 0.681 | 0.682 | 0.682 | 0.683 | 0.681 | 0.681 | 0.680 | 0.681 | 0.680 | 0.681 | 0.681 |
| Max | 0.682 | 0.681 | 0.684 | 0.682 | 0.681 | 0.682 | 0.684 | 0.682 | 0.684 | 0.682 | 0.682 | 0.682 | 0.681 | 0.683 | 0.681 | 0.682 |
| UL | 0.689 | 0.689 | 0.689 | 0.689 | 0.689 | 0.689 | 0.689 | 0.689 | 0.689 | 0.689 | 0.689 | 0.689 | 0.689 | 0.689 | 0.689 | 0.689 |

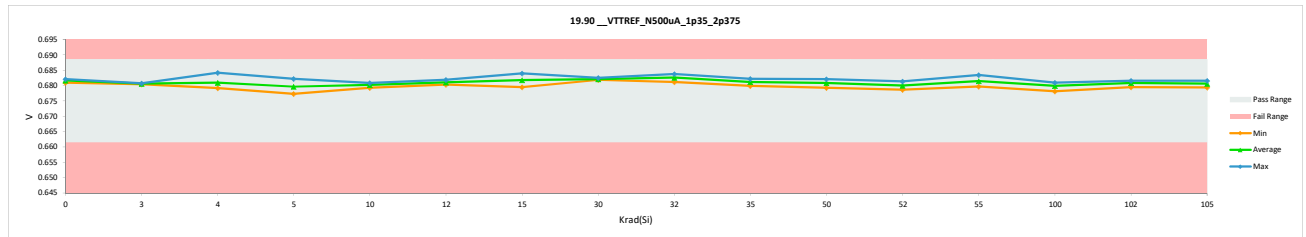


HDR TID Report
TPS7H3302-SP QML CALSS P

| 19.90_VTTREF_N500uA_1p35_2p375 | | | | |
|--------------------------------|----------|-------------|--------|--------|
| Test Site | Tester | Test Number | Unit | |
| | | | V | V |
| Max Limit | | | 0.6885 | 0.6885 |
| Min Limit | | | 0.6615 | 0.6615 |
| Krad(Si) | Serial # | PRE | POST | Delta |
| 0 | 775 | 0.681 | 0.681 | 0.000 |
| 0 | 1088 | 0.682 | 0.682 | 0.000 |
| 0 | 1106 | 0.682 | 0.682 | 0.000 |
| 3 | 817 | 0.680 | 0.680 | 0.000 |
| 3 | 825 | 0.681 | 0.681 | 0.000 |
| 3 | 833 | 0.681 | 0.681 | 0.000 |
| 4 | 547 | 0.679 | 0.679 | 0.000 |
| 4 | 645 | 0.680 | 0.680 | 0.000 |
| 4 | 788 | 0.684 | 0.684 | 0.000 |
| 5 | 959 | 0.680 | 0.680 | 0.000 |
| 5 | 991 | 0.678 | 0.678 | 0.000 |
| 5 | 1000 | 0.677 | 0.677 | 0.000 |
| 5 | 1011 | 0.679 | 0.679 | 0.000 |
| 5 | 1087 | 0.682 | 0.682 | 0.000 |
| 5 | 1097 | 0.682 | 0.682 | 0.000 |
| 10 | 180 | 0.680 | 0.681 | 0.000 |
| 10 | 236 | 0.681 | 0.681 | 0.000 |
| 10 | 246 | 0.679 | 0.679 | 0.000 |
| 12 | 190 | 0.682 | 0.682 | 0.000 |
| 12 | 266 | 0.680 | 0.680 | 0.000 |
| 12 | 308 | 0.681 | 0.681 | 0.000 |
| 15 | 848 | 0.683 | 0.683 | 0.000 |
| 15 | 878 | 0.680 | 0.680 | 0.000 |
| 15 | 880 | 0.683 | 0.683 | 0.000 |
| 15 | 942 | 0.681 | 0.681 | 0.000 |
| 15 | 947 | 0.680 | 0.680 | 0.000 |
| 15 | 962 | 0.684 | 0.684 | 0.000 |
| 30 | 1141 | 0.683 | 0.683 | 0.000 |
| 30 | 1242 | 0.682 | 0.682 | 0.000 |
| 30 | 1417 | 0.682 | 0.682 | 0.000 |
| 32 | 1126 | 0.681 | 0.681 | 0.000 |
| 32 | 1165 | 0.683 | 0.683 | 0.000 |
| 32 | 1300 | 0.684 | 0.684 | 0.000 |
| 35 | 376 | 0.682 | 0.682 | 0.000 |
| 35 | 405 | 0.681 | 0.681 | 0.000 |
| 35 | 425 | 0.681 | 0.681 | 0.000 |
| 35 | 492 | 0.681 | 0.681 | 0.000 |
| 35 | 501 | 0.682 | 0.682 | 0.000 |
| 35 | 521 | 0.680 | 0.680 | 0.000 |
| 50 | 300 | 0.679 | 0.679 | 0.000 |
| 50 | 756 | 0.681 | 0.681 | 0.000 |
| 50 | 1100 | 0.682 | 0.682 | 0.000 |
| 52 | 451 | 0.682 | 0.681 | 0.000 |
| 52 | 587 | 0.680 | 0.680 | 0.000 |
| 52 | 956 | 0.679 | 0.679 | 0.000 |
| 55 | 198 | 0.681 | 0.681 | 0.000 |
| 55 | 220 | 0.680 | 0.680 | 0.000 |
| 55 | 665 | 0.680 | 0.680 | 0.000 |
| 55 | 818 | 0.681 | 0.681 | 0.000 |
| 55 | 1057 | 0.684 | 0.684 | 0.000 |
| 55 | 1137 | 0.683 | 0.683 | 0.000 |
| 100 | 448 | 0.678 | 0.678 | 0.000 |
| 100 | 938 | 0.681 | 0.681 | 0.000 |
| 100 | 1051 | 0.681 | 0.681 | 0.000 |
| 102 | 921 | 0.681 | 0.682 | 0.000 |
| 102 | 1113 | 0.681 | 0.681 | 0.000 |
| 102 | 1234 | 0.680 | 0.679 | 0.000 |
| 105 | 194 | 0.681 | 0.681 | 0.000 |
| 105 | 367 | 0.680 | 0.679 | 0.000 |
| 105 | 440 | 0.680 | 0.680 | 0.000 |
| 105 | 477 | 0.682 | 0.682 | 0.000 |
| 105 | 556 | 0.681 | 0.681 | 0.000 |
| 105 | 1213 | 0.681 | 0.681 | 0.000 |
| Max | | 0.684 | 0.684 | 0.000 |
| Average | | 0.681 | 0.681 | 0.000 |
| Min | | 0.677 | 0.677 | 0.000 |
| Std Dev | | 0.001 | 0.001 | 0.000 |

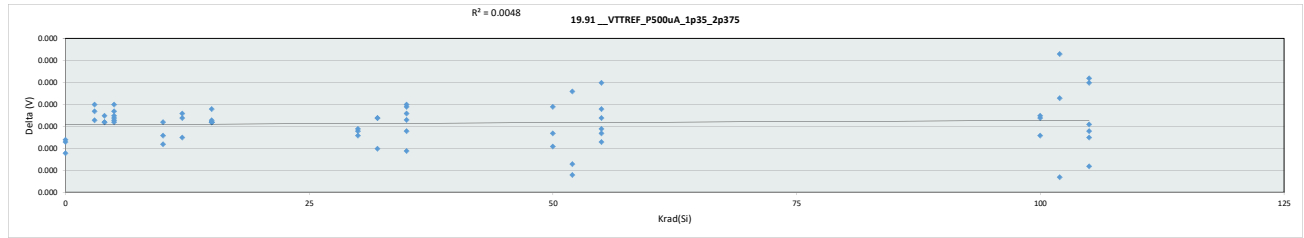


| 19.90_VTTREF_N500uA_1p35 | | | | | | | | | | | | | | | | |
|--------------------------|--------|-------------|-------|--------|-------|-------|-------|-------|-------|-------|-------|-------|-------|-------|-------|-------|
| Test Site | Tester | Test Number | Unit | | | | | | | | | | | | | |
| Max Limit | | | V | 0.6885 | | | | | | | | | | | | |
| Min Limit | | | V | 0.6615 | | | | | | | | | | | | |
| Krad(Si) | 0 | 3 | 4 | 5 | 10 | 12 | 15 | 30 | 32 | 35 | 50 | 52 | 55 | 100 | 102 | 105 |
| LL | 0.662 | 0.662 | 0.662 | 0.662 | 0.662 | 0.662 | 0.662 | 0.662 | 0.662 | 0.662 | 0.662 | 0.662 | 0.662 | 0.662 | 0.662 | 0.662 |
| Min | 0.681 | 0.680 | 0.679 | 0.677 | 0.679 | 0.680 | 0.680 | 0.682 | 0.681 | 0.680 | 0.679 | 0.679 | 0.680 | 0.678 | 0.679 | 0.679 |
| Average | 0.682 | 0.681 | 0.681 | 0.680 | 0.680 | 0.681 | 0.682 | 0.683 | 0.681 | 0.681 | 0.680 | 0.680 | 0.681 | 0.680 | 0.681 | 0.681 |
| Max | 0.682 | 0.681 | 0.684 | 0.682 | 0.681 | 0.682 | 0.684 | 0.683 | 0.684 | 0.682 | 0.682 | 0.681 | 0.684 | 0.681 | 0.682 | 0.682 |
| UL | 0.689 | 0.689 | 0.689 | 0.689 | 0.689 | 0.689 | 0.689 | 0.689 | 0.689 | 0.689 | 0.689 | 0.689 | 0.689 | 0.689 | 0.689 | 0.689 |

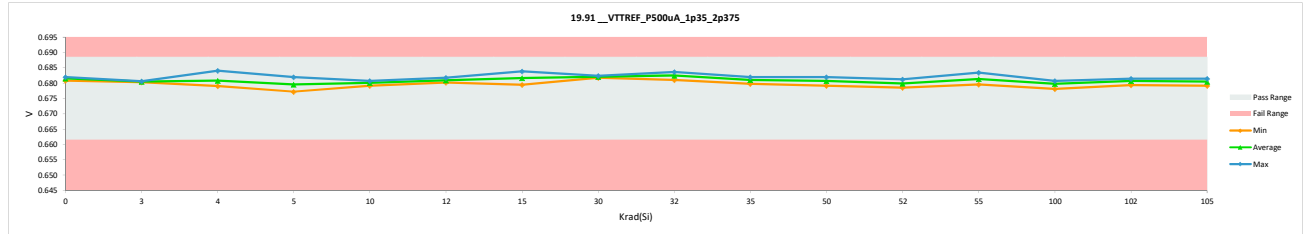


HDR TID Report
TPS7H3302-SP QML CALSS P

| 19.91_VTTREF_P500uA_1p35_2p375 | | | | |
|--------------------------------|----------|-------------|--------|--------|
| Test Site | Tester | Test Number | Unit | Delta |
| | | | V | V |
| Max Limit | | | 0.6885 | 0.6885 |
| Min Limit | | | 0.6615 | 0.6615 |
| Krad(Si) | Serial # | PRE | POST | Delta |
| 0 | 775 | 0.681 | 0.681 | 0.000 |
| 0 | 1088 | 0.682 | 0.682 | 0.000 |
| 0 | 1106 | 0.682 | 0.682 | 0.000 |
| 3 | 817 | 0.680 | 0.680 | 0.000 |
| 3 | 825 | 0.681 | 0.681 | 0.000 |
| 3 | 833 | 0.680 | 0.681 | 0.000 |
| 4 | 847 | 0.679 | 0.679 | 0.000 |
| 4 | 645 | 0.679 | 0.679 | 0.000 |
| 4 | 788 | 0.684 | 0.684 | 0.000 |
| 5 | 959 | 0.680 | 0.680 | 0.000 |
| 5 | 991 | 0.678 | 0.678 | 0.000 |
| 5 | 1000 | 0.677 | 0.677 | 0.000 |
| 5 | 1011 | 0.678 | 0.678 | 0.000 |
| 5 | 1087 | 0.682 | 0.682 | 0.000 |
| 5 | 1097 | 0.681 | 0.682 | 0.000 |
| 10 | 180 | 0.680 | 0.680 | 0.000 |
| 10 | 236 | 0.681 | 0.681 | 0.000 |
| 10 | 246 | 0.679 | 0.679 | 0.000 |
| 12 | 190 | 0.682 | 0.682 | 0.000 |
| 12 | 266 | 0.680 | 0.680 | 0.000 |
| 12 | 308 | 0.681 | 0.681 | 0.000 |
| 15 | 848 | 0.683 | 0.683 | 0.000 |
| 15 | 878 | 0.679 | 0.679 | 0.000 |
| 15 | 880 | 0.683 | 0.683 | 0.000 |
| 15 | 942 | 0.681 | 0.681 | 0.000 |
| 15 | 947 | 0.680 | 0.680 | 0.000 |
| 15 | 962 | 0.684 | 0.684 | 0.000 |
| 30 | 1141 | 0.682 | 0.682 | 0.000 |
| 30 | 1242 | 0.682 | 0.682 | 0.000 |
| 30 | 1417 | 0.682 | 0.682 | 0.000 |
| 32 | 1126 | 0.681 | 0.681 | 0.000 |
| 32 | 1165 | 0.683 | 0.683 | 0.000 |
| 32 | 1300 | 0.684 | 0.684 | 0.000 |
| 35 | 376 | 0.682 | 0.682 | 0.000 |
| 35 | 405 | 0.681 | 0.681 | 0.000 |
| 35 | 425 | 0.681 | 0.681 | 0.000 |
| 35 | 492 | 0.681 | 0.681 | 0.000 |
| 35 | 501 | 0.682 | 0.682 | 0.000 |
| 35 | 521 | 0.680 | 0.680 | 0.000 |
| 50 | 300 | 0.679 | 0.679 | 0.000 |
| 50 | 756 | 0.681 | 0.681 | 0.000 |
| 50 | 1100 | 0.682 | 0.682 | 0.000 |
| 52 | 451 | 0.681 | 0.681 | 0.000 |
| 52 | 587 | 0.680 | 0.680 | 0.000 |
| 52 | 956 | 0.679 | 0.679 | 0.000 |
| 55 | 198 | 0.681 | 0.681 | 0.000 |
| 55 | 220 | 0.680 | 0.680 | 0.000 |
| 55 | 665 | 0.680 | 0.680 | 0.000 |
| 55 | 818 | 0.681 | 0.681 | 0.000 |
| 55 | 1057 | 0.683 | 0.683 | 0.000 |
| 55 | 1137 | 0.683 | 0.683 | 0.000 |
| 100 | 448 | 0.678 | 0.678 | 0.000 |
| 100 | 938 | 0.681 | 0.681 | 0.000 |
| 100 | 1051 | 0.681 | 0.681 | 0.000 |
| 102 | 921 | 0.681 | 0.681 | 0.000 |
| 102 | 1113 | 0.681 | 0.681 | 0.000 |
| 102 | 1234 | 0.680 | 0.679 | 0.000 |
| 105 | 194 | 0.681 | 0.681 | 0.000 |
| 105 | 367 | 0.679 | 0.679 | 0.000 |
| 105 | 440 | 0.680 | 0.680 | 0.000 |
| 105 | 477 | 0.682 | 0.681 | 0.000 |
| 105 | 556 | 0.681 | 0.681 | 0.000 |
| 105 | 1213 | 0.681 | 0.681 | 0.000 |
| Max | | 0.684 | 0.684 | 0.000 |
| Average | | 0.681 | 0.681 | 0.000 |
| Min | | 0.677 | 0.677 | 0.000 |
| Std Dev | | 0.001 | 0.001 | 0.000 |

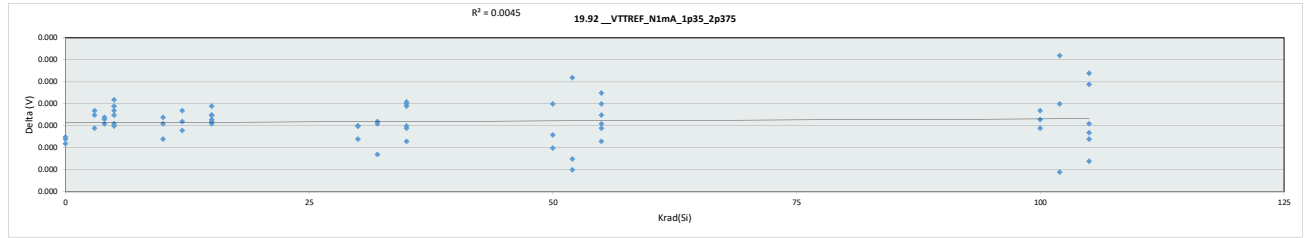


| 19.91_VTTREF_P500uA_1p35 | | | | | | | | | | | | | | | | |
|--------------------------|--------|-------------|-------|-----------|-----------|-------|-------|-------|-------|-------|-------|-------|-------|-------|-------|-------|
| Test Site | Tester | Test Number | Unit | Max Limit | Min Limit | | | | | | | | | | | |
| | | | V | 0.6885 | 0.6615 | | | | | | | | | | | |
| | | | V | | | | | | | | | | | | | |
| Krad(Si) | 0 | 3 | 4 | 5 | 10 | 12 | 15 | 30 | 32 | 35 | 50 | 52 | 55 | 100 | 102 | 105 |
| LL | 0.662 | 0.662 | 0.662 | 0.662 | 0.662 | 0.662 | 0.662 | 0.662 | 0.662 | 0.662 | 0.662 | 0.662 | 0.662 | 0.662 | 0.662 | 0.662 |
| Min | 0.681 | 0.680 | 0.679 | 0.677 | 0.679 | 0.680 | 0.679 | 0.682 | 0.681 | 0.680 | 0.679 | 0.679 | 0.680 | 0.678 | 0.679 | 0.679 |
| Average | 0.682 | 0.680 | 0.681 | 0.680 | 0.680 | 0.681 | 0.682 | 0.682 | 0.683 | 0.681 | 0.681 | 0.680 | 0.681 | 0.680 | 0.681 | 0.680 |
| Max | 0.682 | 0.681 | 0.684 | 0.682 | 0.681 | 0.682 | 0.684 | 0.682 | 0.684 | 0.682 | 0.682 | 0.681 | 0.683 | 0.681 | 0.681 | 0.681 |
| UL | 0.689 | 0.689 | 0.689 | 0.689 | 0.689 | 0.689 | 0.689 | 0.689 | 0.689 | 0.689 | 0.689 | 0.689 | 0.689 | 0.689 | 0.689 | 0.689 |

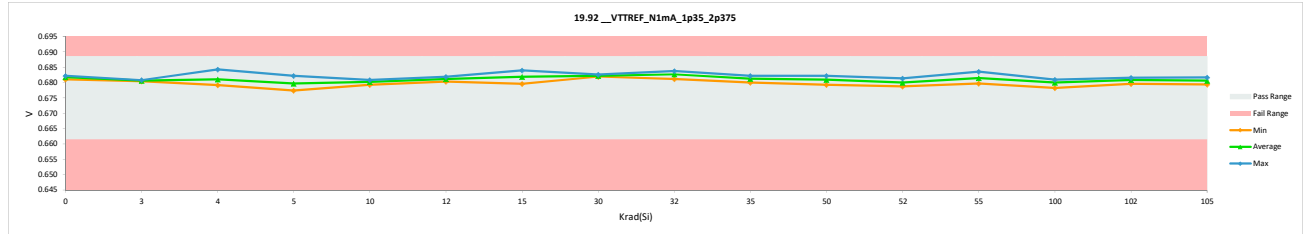


HDR TID Report
TPS7H3302-SP QML CALSS P

| 19.92_VTTREF_N1mA_1p35_2p375 | | | | |
|------------------------------|----------|-------------|--------|--------|
| Test Site | Tester | Test Number | Unit | |
| | | | V | V |
| Max Limit | | | 0.6885 | 0.6885 |
| Min Limit | | | 0.6615 | 0.6615 |
| Krad(Si) | Serial # | PRE | POST | Delta |
| 0 | 775 | 0.681 | 0.681 | 0.000 |
| 0 | 1088 | 0.682 | 0.682 | 0.000 |
| 0 | 1106 | 0.682 | 0.682 | 0.000 |
| 3 | 817 | 0.680 | 0.680 | 0.000 |
| 3 | 825 | 0.681 | 0.681 | 0.000 |
| 3 | 833 | 0.681 | 0.681 | 0.000 |
| 4 | 547 | 0.679 | 0.679 | 0.000 |
| 4 | 645 | 0.680 | 0.680 | 0.000 |
| 4 | 788 | 0.684 | 0.684 | 0.000 |
| 5 | 959 | 0.680 | 0.680 | 0.000 |
| 5 | 991 | 0.678 | 0.678 | 0.000 |
| 5 | 1000 | 0.677 | 0.677 | 0.000 |
| 5 | 1011 | 0.679 | 0.679 | 0.000 |
| 5 | 1087 | 0.682 | 0.682 | 0.000 |
| 5 | 1097 | 0.682 | 0.682 | 0.000 |
| 10 | 180 | 0.681 | 0.681 | 0.000 |
| 10 | 236 | 0.681 | 0.681 | 0.000 |
| 10 | 246 | 0.679 | 0.679 | 0.000 |
| 12 | 190 | 0.682 | 0.682 | 0.000 |
| 12 | 266 | 0.680 | 0.680 | 0.000 |
| 12 | 308 | 0.681 | 0.681 | 0.000 |
| 15 | 848 | 0.683 | 0.683 | 0.000 |
| 15 | 878 | 0.680 | 0.680 | 0.000 |
| 15 | 880 | 0.683 | 0.683 | 0.000 |
| 15 | 942 | 0.681 | 0.681 | 0.000 |
| 15 | 947 | 0.680 | 0.680 | 0.000 |
| 15 | 962 | 0.684 | 0.684 | 0.000 |
| 30 | 1141 | 0.683 | 0.683 | 0.000 |
| 30 | 1242 | 0.682 | 0.682 | 0.000 |
| 30 | 1417 | 0.682 | 0.682 | 0.000 |
| 32 | 1126 | 0.681 | 0.681 | 0.000 |
| 32 | 1165 | 0.683 | 0.683 | 0.000 |
| 32 | 1300 | 0.684 | 0.684 | 0.000 |
| 35 | 376 | 0.682 | 0.682 | 0.000 |
| 35 | 405 | 0.681 | 0.681 | 0.000 |
| 35 | 425 | 0.681 | 0.681 | 0.000 |
| 35 | 492 | 0.681 | 0.681 | 0.000 |
| 35 | 501 | 0.682 | 0.682 | 0.000 |
| 35 | 521 | 0.680 | 0.680 | 0.000 |
| 50 | 300 | 0.679 | 0.679 | 0.000 |
| 50 | 756 | 0.681 | 0.681 | 0.000 |
| 50 | 1100 | 0.682 | 0.682 | 0.000 |
| 52 | 451 | 0.682 | 0.681 | 0.000 |
| 52 | 587 | 0.680 | 0.680 | 0.000 |
| 52 | 956 | 0.679 | 0.679 | 0.000 |
| 55 | 198 | 0.681 | 0.681 | 0.000 |
| 55 | 220 | 0.680 | 0.680 | 0.000 |
| 55 | 665 | 0.680 | 0.680 | 0.000 |
| 55 | 818 | 0.681 | 0.681 | 0.000 |
| 55 | 1057 | 0.684 | 0.684 | 0.000 |
| 55 | 1137 | 0.683 | 0.683 | 0.000 |
| 100 | 448 | 0.678 | 0.678 | 0.000 |
| 100 | 938 | 0.681 | 0.681 | 0.000 |
| 100 | 1051 | 0.681 | 0.681 | 0.000 |
| 102 | 921 | 0.682 | 0.682 | 0.000 |
| 102 | 1113 | 0.681 | 0.682 | 0.000 |
| 102 | 1234 | 0.680 | 0.680 | 0.000 |
| 105 | 194 | 0.681 | 0.681 | 0.000 |
| 105 | 367 | 0.680 | 0.679 | 0.000 |
| 105 | 440 | 0.680 | 0.680 | 0.000 |
| 105 | 477 | 0.682 | 0.682 | 0.000 |
| 105 | 556 | 0.681 | 0.681 | 0.000 |
| 105 | 1213 | 0.681 | 0.681 | 0.000 |
| Max | | 0.684 | 0.684 | 0.000 |
| Average | | 0.681 | 0.681 | 0.000 |
| Min | | 0.677 | 0.677 | 0.000 |
| Std Dev | | 0.001 | 0.001 | 0.000 |

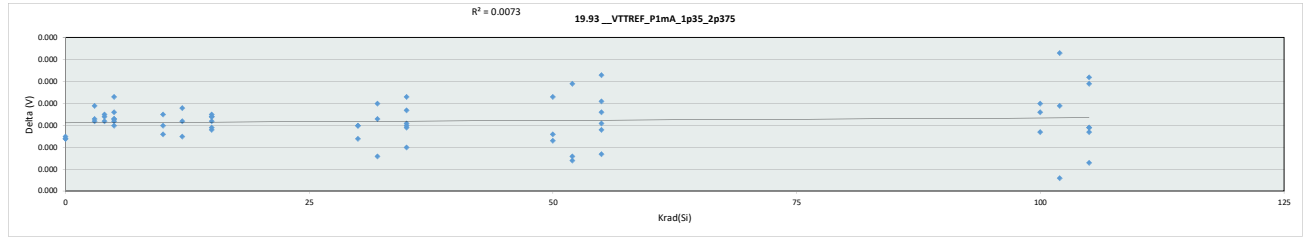


| 19.92_VTTREF_N1mA_1p35 | | | | | | | | | | | | | | | | |
|------------------------|--------|-------------|-------|-------|-------|-------|-------|-------|-------|-------|-------|-------|-------|-------|-------|-------|
| Test Site | Tester | Test Number | Unit | | | | | | | | | | | | | |
| Max Limit | | | | | | | | | | | | | | | | |
| Min Limit | | | | | | | | | | | | | | | | |
| Krad(Si) | 0 | 3 | 4 | 5 | 10 | 12 | 15 | 30 | 32 | 35 | 50 | 52 | 55 | 100 | 102 | 105 |
| LL | 0.662 | 0.662 | 0.662 | 0.662 | 0.662 | 0.662 | 0.662 | 0.662 | 0.662 | 0.662 | 0.662 | 0.662 | 0.662 | 0.662 | 0.662 | 0.662 |
| Min | 0.681 | 0.680 | 0.679 | 0.677 | 0.679 | 0.680 | 0.680 | 0.682 | 0.681 | 0.680 | 0.679 | 0.680 | 0.678 | 0.680 | 0.678 | 0.679 |
| Average | 0.682 | 0.681 | 0.681 | 0.680 | 0.680 | 0.681 | 0.682 | 0.683 | 0.681 | 0.681 | 0.680 | 0.682 | 0.681 | 0.681 | 0.681 | 0.681 |
| Max | 0.682 | 0.681 | 0.684 | 0.682 | 0.681 | 0.682 | 0.684 | 0.683 | 0.684 | 0.682 | 0.681 | 0.684 | 0.681 | 0.681 | 0.682 | 0.682 |
| UL | 0.689 | 0.689 | 0.689 | 0.689 | 0.689 | 0.689 | 0.689 | 0.689 | 0.689 | 0.689 | 0.689 | 0.689 | 0.689 | 0.689 | 0.689 | 0.689 |

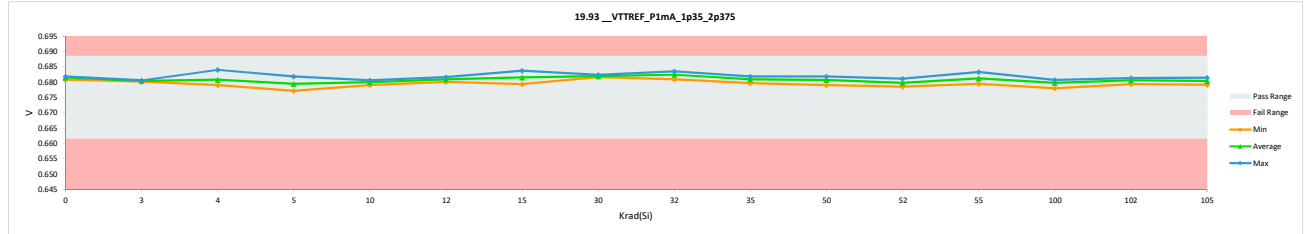


HDR TID Report
TPS7H3302-SP QML CALSS P

| 19.93_VTTREF_P1mA_1p35_2p375 | | | | |
|------------------------------|----------|--------|--------|-------|
| Test Site | Serial # | PRE | POST | Delta |
| Tester | | | | |
| Test Number | | | | |
| Unit | | | | |
| Max Limit | | 0.6885 | 0.6885 | |
| Min Limit | | 0.6615 | 0.6615 | |
| Krad(Si) | Serial # | PRE | POST | Delta |
| 0 | 775 | 0.681 | 0.681 | 0.000 |
| 0 | 1088 | 0.682 | 0.682 | 0.000 |
| 0 | 1106 | 0.682 | 0.682 | 0.000 |
| 3 | 817 | 0.680 | 0.680 | 0.000 |
| 3 | 825 | 0.681 | 0.681 | 0.000 |
| 3 | 833 | 0.680 | 0.680 | 0.000 |
| 4 | 847 | 0.679 | 0.679 | 0.000 |
| 4 | 645 | 0.679 | 0.679 | 0.000 |
| 4 | 788 | 0.684 | 0.684 | 0.000 |
| 5 | 959 | 0.680 | 0.680 | 0.000 |
| 5 | 991 | 0.678 | 0.678 | 0.000 |
| 5 | 1000 | 0.677 | 0.677 | 0.000 |
| 5 | 1011 | 0.678 | 0.678 | 0.000 |
| 5 | 1087 | 0.682 | 0.682 | 0.000 |
| 5 | 1097 | 0.681 | 0.681 | 0.000 |
| 10 | 180 | 0.680 | 0.680 | 0.000 |
| 10 | 236 | 0.681 | 0.681 | 0.000 |
| 10 | 246 | 0.679 | 0.679 | 0.000 |
| 12 | 190 | 0.682 | 0.682 | 0.000 |
| 12 | 266 | 0.680 | 0.680 | 0.000 |
| 12 | 308 | 0.681 | 0.681 | 0.000 |
| 15 | 848 | 0.683 | 0.683 | 0.000 |
| 15 | 878 | 0.679 | 0.679 | 0.000 |
| 15 | 880 | 0.683 | 0.682 | 0.000 |
| 15 | 942 | 0.681 | 0.681 | 0.000 |
| 15 | 947 | 0.680 | 0.680 | 0.000 |
| 15 | 962 | 0.684 | 0.684 | 0.000 |
| 30 | 1141 | 0.682 | 0.682 | 0.000 |
| 30 | 1242 | 0.682 | 0.682 | 0.000 |
| 30 | 1417 | 0.682 | 0.682 | 0.000 |
| 32 | 1126 | 0.681 | 0.681 | 0.000 |
| 32 | 1165 | 0.683 | 0.683 | 0.000 |
| 32 | 1300 | 0.683 | 0.684 | 0.000 |
| 35 | 376 | 0.682 | 0.682 | 0.000 |
| 35 | 405 | 0.681 | 0.681 | 0.000 |
| 35 | 425 | 0.681 | 0.681 | 0.000 |
| 35 | 492 | 0.681 | 0.681 | 0.000 |
| 35 | 501 | 0.682 | 0.682 | 0.000 |
| 35 | 521 | 0.680 | 0.680 | 0.000 |
| 50 | 300 | 0.679 | 0.679 | 0.000 |
| 50 | 756 | 0.681 | 0.681 | 0.000 |
| 50 | 1100 | 0.682 | 0.682 | 0.000 |
| 52 | 451 | 0.681 | 0.681 | 0.000 |
| 52 | 587 | 0.680 | 0.680 | 0.000 |
| 52 | 956 | 0.679 | 0.679 | 0.000 |
| 55 | 198 | 0.681 | 0.681 | 0.000 |
| 55 | 220 | 0.680 | 0.679 | 0.000 |
| 55 | 665 | 0.680 | 0.680 | 0.000 |
| 55 | 818 | 0.681 | 0.681 | 0.000 |
| 55 | 1057 | 0.683 | 0.683 | 0.000 |
| 55 | 1137 | 0.683 | 0.683 | 0.000 |
| 100 | 448 | 0.678 | 0.678 | 0.000 |
| 100 | 938 | 0.681 | 0.681 | 0.000 |
| 100 | 1051 | 0.681 | 0.681 | 0.000 |
| 102 | 921 | 0.681 | 0.681 | 0.000 |
| 102 | 1113 | 0.681 | 0.681 | 0.000 |
| 102 | 1234 | 0.679 | 0.679 | 0.000 |
| 105 | 194 | 0.680 | 0.681 | 0.000 |
| 105 | 367 | 0.679 | 0.679 | 0.000 |
| 105 | 440 | 0.680 | 0.680 | 0.000 |
| 105 | 477 | 0.681 | 0.681 | 0.000 |
| 105 | 556 | 0.681 | 0.681 | 0.000 |
| 105 | 1213 | 0.681 | 0.681 | 0.000 |
| Max | | 0.684 | 0.684 | 0.000 |
| Average | | 0.681 | 0.681 | 0.000 |
| Min | | 0.677 | 0.677 | 0.000 |
| Std Dev | | 0.001 | 0.001 | 0.000 |

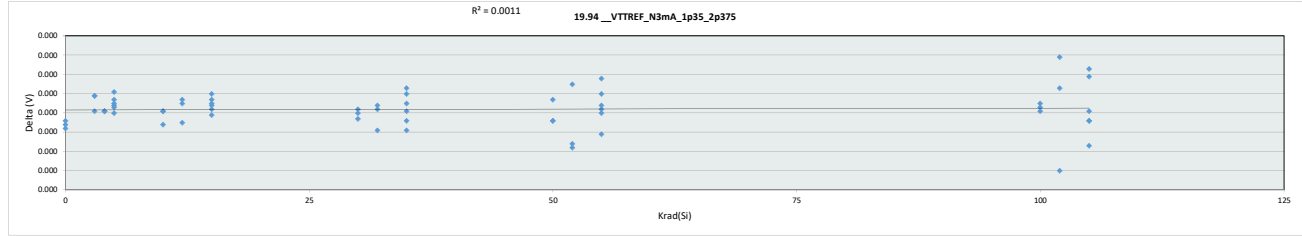


| 19.93_VTTREF_P1mA_1p35_2p375 | | | | | | | | | | | | | | | | |
|------------------------------|----------|--------|-------|-------|-------|-------|---------|-------|-------|-------|-------|-------|-------|-------|-------|-------|
| Test Site | Serial # | PRE | POST | Delta | LL | Min | Average | Max | UL | | | | | | | |
| Tester | | | | | | | | | | | | | | | | |
| Test Number | | | | | | | | | | | | | | | | |
| Max Limit | | 0.6885 | V | | | | | | | | | | | | | |
| Min Limit | | 0.6615 | V | | | | | | | | | | | | | |
| Krad(Si) | 0 | 3 | 4 | 5 | 10 | 12 | 15 | 30 | 32 | 35 | 50 | 52 | 55 | 100 | 102 | 105 |
| LL | 0.662 | 0.662 | 0.662 | 0.662 | 0.662 | 0.662 | 0.662 | 0.662 | 0.662 | 0.662 | 0.662 | 0.662 | 0.662 | 0.662 | 0.662 | 0.662 |
| Min | 0.681 | 0.680 | 0.679 | 0.677 | 0.679 | 0.680 | 0.679 | 0.682 | 0.681 | 0.680 | 0.679 | 0.679 | 0.680 | 0.678 | 0.679 | 0.679 |
| Average | 0.682 | 0.680 | 0.681 | 0.679 | 0.680 | 0.681 | 0.682 | 0.682 | 0.682 | 0.681 | 0.681 | 0.680 | 0.681 | 0.680 | 0.681 | 0.680 |
| Max | 0.682 | 0.681 | 0.684 | 0.682 | 0.681 | 0.682 | 0.684 | 0.682 | 0.684 | 0.682 | 0.682 | 0.681 | 0.683 | 0.681 | 0.681 | 0.681 |
| UL | 0.689 | 0.689 | 0.689 | 0.689 | 0.689 | 0.689 | 0.689 | 0.689 | 0.689 | 0.689 | 0.689 | 0.689 | 0.689 | 0.689 | 0.689 | 0.689 |

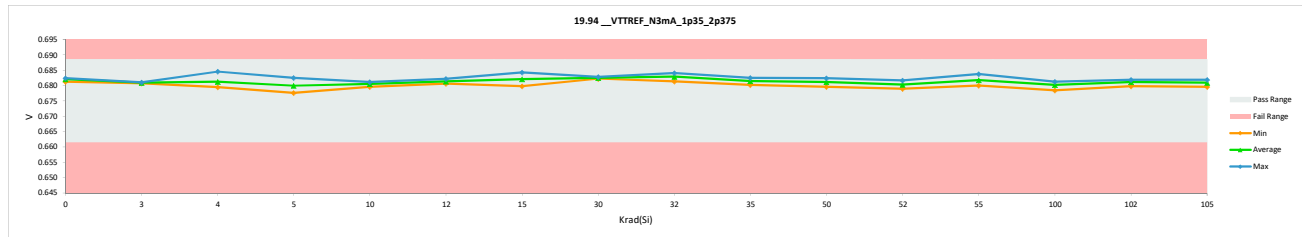


HDR TID Report
TPS7H3302-SP QML CALSS P

| 19.94_VTTREF_N3mA_1p35_2p375 | | | | |
|------------------------------|----------|-------------|--------|--------|
| Test Site | Tester | Test Number | Unit | |
| | | | V | V |
| Max Limit | | | 0.6885 | 0.6885 |
| Min Limit | | | 0.6615 | 0.6615 |
| Krad(Si) | Serial # | PRE | POST | Delta |
| 0 | 775 | 0.681 | 0.681 | 0.000 |
| 0 | 1088 | 0.683 | 0.682 | 0.000 |
| 0 | 1106 | 0.683 | 0.682 | 0.000 |
| 3 | 817 | 0.681 | 0.681 | 0.000 |
| 3 | 825 | 0.681 | 0.681 | 0.000 |
| 3 | 833 | 0.681 | 0.681 | 0.000 |
| 4 | 847 | 0.680 | 0.680 | 0.000 |
| 4 | 645 | 0.680 | 0.680 | 0.000 |
| 4 | 788 | 0.685 | 0.685 | 0.000 |
| 5 | 959 | 0.680 | 0.680 | 0.000 |
| 5 | 991 | 0.678 | 0.678 | 0.000 |
| 5 | 1000 | 0.678 | 0.678 | 0.000 |
| 5 | 1011 | 0.679 | 0.679 | 0.000 |
| 5 | 1087 | 0.682 | 0.682 | 0.000 |
| 5 | 1097 | 0.682 | 0.682 | 0.000 |
| 10 | 180 | 0.681 | 0.681 | 0.000 |
| 10 | 236 | 0.681 | 0.681 | 0.000 |
| 10 | 246 | 0.680 | 0.680 | 0.000 |
| 12 | 190 | 0.682 | 0.682 | 0.000 |
| 12 | 266 | 0.681 | 0.681 | 0.000 |
| 12 | 308 | 0.681 | 0.681 | 0.000 |
| 15 | 848 | 0.683 | 0.684 | 0.000 |
| 15 | 878 | 0.680 | 0.680 | 0.000 |
| 15 | 880 | 0.683 | 0.683 | 0.000 |
| 15 | 942 | 0.681 | 0.681 | 0.000 |
| 15 | 947 | 0.680 | 0.680 | 0.000 |
| 15 | 962 | 0.684 | 0.684 | 0.000 |
| 30 | 1141 | 0.683 | 0.683 | 0.000 |
| 30 | 1242 | 0.682 | 0.682 | 0.000 |
| 30 | 1417 | 0.682 | 0.682 | 0.000 |
| 32 | 1126 | 0.682 | 0.681 | 0.000 |
| 32 | 1165 | 0.683 | 0.683 | 0.000 |
| 32 | 1300 | 0.684 | 0.684 | 0.000 |
| 35 | 376 | 0.682 | 0.682 | 0.000 |
| 35 | 405 | 0.681 | 0.681 | 0.000 |
| 35 | 425 | 0.681 | 0.681 | 0.000 |
| 35 | 492 | 0.681 | 0.681 | 0.000 |
| 35 | 501 | 0.682 | 0.682 | 0.000 |
| 35 | 521 | 0.680 | 0.680 | 0.000 |
| 50 | 300 | 0.680 | 0.680 | 0.000 |
| 50 | 756 | 0.681 | 0.682 | 0.000 |
| 50 | 1100 | 0.682 | 0.682 | 0.000 |
| 52 | 451 | 0.682 | 0.682 | 0.000 |
| 52 | 587 | 0.680 | 0.680 | 0.000 |
| 52 | 956 | 0.679 | 0.679 | 0.000 |
| 55 | 198 | 0.682 | 0.682 | 0.000 |
| 55 | 220 | 0.680 | 0.680 | 0.000 |
| 55 | 665 | 0.681 | 0.681 | 0.000 |
| 55 | 818 | 0.681 | 0.681 | 0.000 |
| 55 | 1057 | 0.684 | 0.684 | 0.000 |
| 55 | 1137 | 0.683 | 0.683 | 0.000 |
| 100 | 448 | 0.678 | 0.678 | 0.000 |
| 100 | 938 | 0.681 | 0.681 | 0.000 |
| 100 | 1051 | 0.681 | 0.681 | 0.000 |
| 102 | 921 | 0.682 | 0.682 | 0.000 |
| 102 | 1113 | 0.681 | 0.682 | 0.000 |
| 102 | 1234 | 0.680 | 0.680 | 0.000 |
| 105 | 194 | 0.681 | 0.681 | 0.000 |
| 105 | 367 | 0.680 | 0.680 | 0.000 |
| 105 | 440 | 0.680 | 0.680 | 0.000 |
| 105 | 477 | 0.682 | 0.682 | 0.000 |
| 105 | 556 | 0.681 | 0.681 | 0.000 |
| 105 | 1213 | 0.681 | 0.681 | 0.000 |
| Max | | 0.685 | 0.685 | 0.000 |
| Average | | 0.681 | 0.681 | 0.000 |
| Min | | 0.678 | 0.678 | 0.000 |
| Std Dev | | 0.001 | 0.001 | 0.000 |

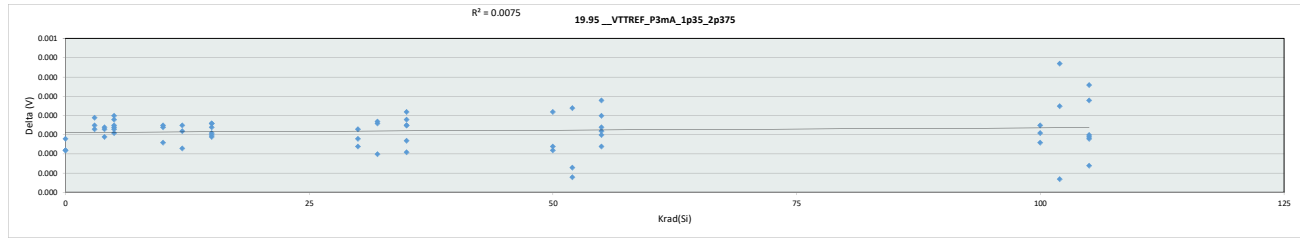


| 19.94_VTTREF_N3mA_1p35 | | | | | | | | | | | | | | | | |
|------------------------|--------|-------------|--------|--------|----|----|----|----|----|----|----|----|----|-----|-----|-----|
| Test Site | Tester | Test Number | Unit | | | | | | | | | | | | | |
| | | | V | V | | | | | | | | | | | | |
| Max Limit | | | 0.6885 | 0.6885 | | | | | | | | | | | | |
| Min Limit | | | 0.6615 | 0.6615 | | | | | | | | | | | | |
| Krad(Si) | 0 | 3 | 4 | 5 | 10 | 12 | 15 | 30 | 32 | 35 | 50 | 52 | 55 | 100 | 102 | 105 |

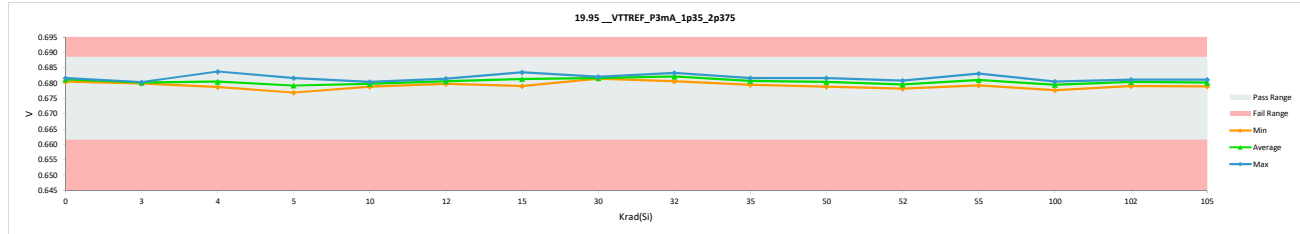


HDR TID Report
TPS7H3302-SP QML CALSS P

| 19.95_VTTREF_P3mA_1p35_2p375 | | | | |
|------------------------------|----------|-------------|-------|-----------|
| Test Site | Tester | Test Number | Unit | Max Limit |
| | | | V | 0.6885 |
| | | | V | 0.6615 |
| Krad(Si) | Serial # | PRE | POST | Delta |
| 0 | 775 | 0.681 | 0.681 | 0.000 |
| 0 | 1088 | 0.682 | 0.682 | 0.000 |
| 0 | 1106 | 0.682 | 0.682 | 0.000 |
| 3 | 817 | 0.680 | 0.680 | 0.000 |
| 3 | 825 | 0.680 | 0.680 | 0.000 |
| 3 | 833 | 0.680 | 0.680 | 0.000 |
| 4 | 547 | 0.679 | 0.679 | 0.000 |
| 4 | 645 | 0.679 | 0.679 | 0.000 |
| 4 | 788 | 0.684 | 0.684 | 0.000 |
| 5 | 959 | 0.680 | 0.680 | 0.000 |
| 5 | 991 | 0.678 | 0.678 | 0.000 |
| 5 | 1000 | 0.677 | 0.677 | 0.000 |
| 5 | 1011 | 0.678 | 0.678 | 0.000 |
| 5 | 1087 | 0.682 | 0.682 | 0.000 |
| 5 | 1097 | 0.681 | 0.681 | 0.000 |
| 10 | 180 | 0.680 | 0.680 | 0.000 |
| 10 | 236 | 0.680 | 0.680 | 0.000 |
| 10 | 246 | 0.679 | 0.679 | 0.000 |
| 12 | 190 | 0.681 | 0.681 | 0.000 |
| 12 | 266 | 0.680 | 0.680 | 0.000 |
| 12 | 308 | 0.681 | 0.681 | 0.000 |
| 15 | 848 | 0.683 | 0.683 | 0.000 |
| 15 | 878 | 0.679 | 0.679 | 0.000 |
| 15 | 880 | 0.682 | 0.682 | 0.000 |
| 15 | 942 | 0.681 | 0.681 | 0.000 |
| 15 | 947 | 0.680 | 0.680 | 0.000 |
| 15 | 962 | 0.683 | 0.684 | 0.000 |
| 30 | 1141 | 0.682 | 0.682 | 0.000 |
| 30 | 1242 | 0.681 | 0.681 | 0.000 |
| 30 | 1417 | 0.682 | 0.682 | 0.000 |
| 32 | 1126 | 0.681 | 0.681 | 0.000 |
| 32 | 1165 | 0.683 | 0.683 | 0.000 |
| 32 | 1300 | 0.683 | 0.683 | 0.000 |
| 35 | 376 | 0.682 | 0.682 | 0.000 |
| 35 | 405 | 0.680 | 0.681 | 0.000 |
| 35 | 425 | 0.681 | 0.681 | 0.000 |
| 35 | 492 | 0.680 | 0.681 | 0.000 |
| 35 | 501 | 0.682 | 0.682 | 0.000 |
| 35 | 521 | 0.680 | 0.679 | 0.000 |
| 50 | 300 | 0.679 | 0.679 | 0.000 |
| 50 | 756 | 0.681 | 0.681 | 0.000 |
| 50 | 1100 | 0.682 | 0.682 | 0.000 |
| 52 | 451 | 0.681 | 0.681 | 0.000 |
| 52 | 587 | 0.679 | 0.679 | 0.000 |
| 52 | 956 | 0.678 | 0.678 | 0.000 |
| 55 | 198 | 0.681 | 0.681 | 0.000 |
| 55 | 220 | 0.679 | 0.679 | 0.000 |
| 55 | 665 | 0.680 | 0.680 | 0.000 |
| 55 | 818 | 0.680 | 0.680 | 0.000 |
| 55 | 1057 | 0.683 | 0.683 | 0.000 |
| 55 | 1137 | 0.682 | 0.682 | 0.000 |
| 100 | 448 | 0.678 | 0.678 | 0.000 |
| 100 | 938 | 0.680 | 0.680 | 0.000 |
| 100 | 1051 | 0.680 | 0.680 | 0.000 |
| 102 | 921 | 0.681 | 0.681 | 0.000 |
| 102 | 1113 | 0.681 | 0.681 | 0.000 |
| 102 | 1234 | 0.679 | 0.679 | 0.000 |
| 105 | 194 | 0.680 | 0.680 | 0.000 |
| 105 | 367 | 0.679 | 0.679 | 0.000 |
| 105 | 440 | 0.679 | 0.679 | 0.000 |
| 105 | 477 | 0.681 | 0.681 | 0.000 |
| 105 | 556 | 0.681 | 0.681 | 0.000 |
| 105 | 1213 | 0.681 | 0.681 | 0.000 |
| | Max | 0.684 | 0.684 | 0.000 |
| | Average | 0.681 | 0.681 | 0.000 |
| | Min | 0.677 | 0.677 | 0.000 |
| | Std Dev | 0.001 | 0.001 | 0.000 |

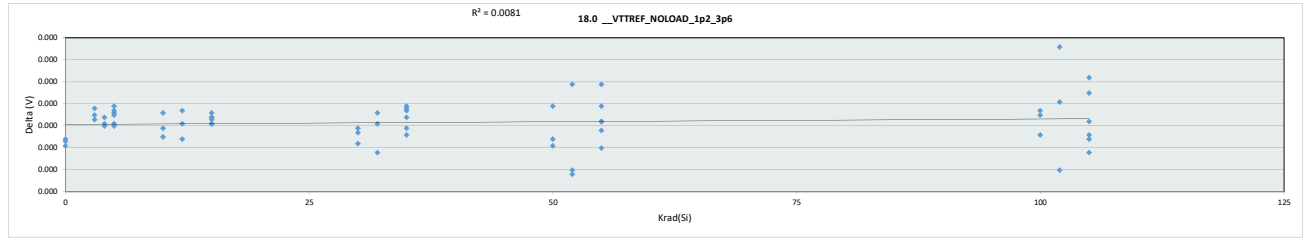


| 19.95_VTTREF_P3mA_1p35_2p375 | | | | | | | | | | | | | | | | |
|------------------------------|--------|-------------|-------|-----------|-----------|-------|-------|-------|-------|-------|-------|-------|-------|-------|-------|-------|
| Test Site | Tester | Test Number | Unit | Max Limit | Min Limit | | | | | | | | | | | |
| | | | V | 0.6885 | 0.6615 | | | | | | | | | | | |
| | | | V | 0.6885 | 0.6615 | | | | | | | | | | | |
| Krad(Si) | 0 | 3 | 4 | 5 | 10 | 12 | 15 | 30 | 32 | 35 | 50 | 52 | 55 | 100 | 102 | 105 |
| LL | 0.662 | 0.662 | 0.662 | 0.662 | 0.662 | 0.662 | 0.662 | 0.662 | 0.662 | 0.662 | 0.662 | 0.662 | 0.662 | 0.662 | 0.662 | 0.662 |
| Min | 0.681 | 0.680 | 0.679 | 0.677 | 0.679 | 0.680 | 0.679 | 0.681 | 0.681 | 0.681 | 0.679 | 0.678 | 0.679 | 0.678 | 0.679 | 0.679 |
| Average | 0.681 | 0.680 | 0.681 | 0.679 | 0.680 | 0.681 | 0.681 | 0.682 | 0.682 | 0.681 | 0.680 | 0.680 | 0.681 | 0.679 | 0.680 | 0.680 |
| Max | 0.682 | 0.680 | 0.684 | 0.682 | 0.680 | 0.681 | 0.684 | 0.682 | 0.683 | 0.682 | 0.682 | 0.681 | 0.683 | 0.680 | 0.681 | 0.681 |
| UL | 0.689 | 0.689 | 0.689 | 0.689 | 0.689 | 0.689 | 0.689 | 0.689 | 0.689 | 0.689 | 0.689 | 0.689 | 0.689 | 0.689 | 0.689 | 0.689 |

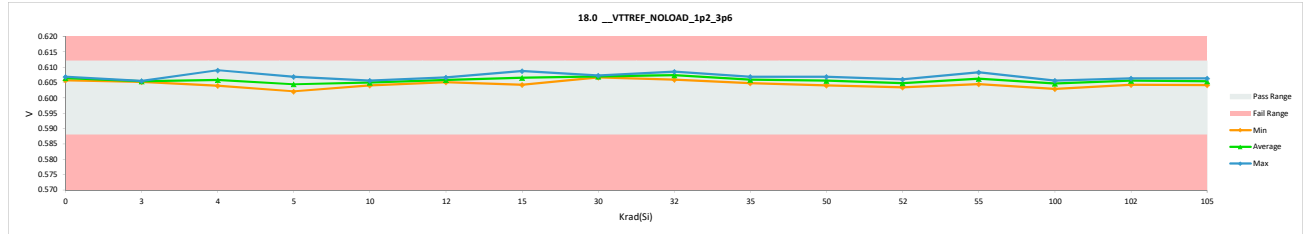


HDR TID Report
TPS7H3302-SP QML CALSS P

| 18.0_VTTREF_NOLOAD_1p2_3p6 | | | | |
|----------------------------|----------|-------------|-------|-------|
| Test Site | Tester | Test Number | Unit | |
| | | | V | V |
| Max Limit | | | 0.612 | 0.612 |
| Min Limit | | | 0.588 | 0.588 |
| Krad(Si) | Serial # | PRE | POST | Delta |
| 0 | 775 | 0.606 | 0.606 | 0.000 |
| 0 | 1088 | 0.607 | 0.607 | 0.000 |
| 0 | 1106 | 0.607 | 0.607 | 0.000 |
| 3 | 817 | 0.605 | 0.605 | 0.000 |
| 3 | 825 | 0.606 | 0.606 | 0.000 |
| 3 | 833 | 0.605 | 0.605 | 0.000 |
| 4 | 547 | 0.604 | 0.604 | 0.000 |
| 4 | 645 | 0.604 | 0.604 | 0.000 |
| 4 | 788 | 0.609 | 0.609 | 0.000 |
| 5 | 959 | 0.605 | 0.605 | 0.000 |
| 5 | 991 | 0.603 | 0.603 | 0.000 |
| 5 | 1000 | 0.602 | 0.602 | 0.000 |
| 5 | 1011 | 0.603 | 0.603 | 0.000 |
| 5 | 1087 | 0.607 | 0.607 | 0.000 |
| 5 | 1097 | 0.606 | 0.606 | 0.000 |
| 10 | 180 | 0.605 | 0.605 | 0.000 |
| 10 | 236 | 0.606 | 0.606 | 0.000 |
| 10 | 246 | 0.604 | 0.604 | 0.000 |
| 12 | 190 | 0.607 | 0.607 | 0.000 |
| 12 | 266 | 0.605 | 0.605 | 0.000 |
| 12 | 308 | 0.606 | 0.606 | 0.000 |
| 15 | 848 | 0.608 | 0.608 | 0.000 |
| 15 | 878 | 0.604 | 0.604 | 0.000 |
| 15 | 880 | 0.607 | 0.607 | 0.000 |
| 15 | 942 | 0.606 | 0.606 | 0.000 |
| 15 | 947 | 0.605 | 0.605 | 0.000 |
| 15 | 962 | 0.609 | 0.609 | 0.000 |
| 30 | 1141 | 0.607 | 0.607 | 0.000 |
| 30 | 1242 | 0.607 | 0.607 | 0.000 |
| 30 | 1417 | 0.607 | 0.607 | 0.000 |
| 32 | 1126 | 0.606 | 0.606 | 0.000 |
| 32 | 1165 | 0.608 | 0.608 | 0.000 |
| 32 | 1300 | 0.609 | 0.609 | 0.000 |
| 35 | 376 | 0.607 | 0.607 | 0.000 |
| 35 | 405 | 0.606 | 0.606 | 0.000 |
| 35 | 425 | 0.606 | 0.606 | 0.000 |
| 35 | 492 | 0.606 | 0.606 | 0.000 |
| 35 | 501 | 0.607 | 0.607 | 0.000 |
| 35 | 521 | 0.605 | 0.605 | 0.000 |
| 50 | 300 | 0.604 | 0.604 | 0.000 |
| 50 | 756 | 0.606 | 0.606 | 0.000 |
| 50 | 1100 | 0.607 | 0.607 | 0.000 |
| 52 | 451 | 0.606 | 0.606 | 0.000 |
| 52 | 587 | 0.605 | 0.605 | 0.000 |
| 52 | 956 | 0.604 | 0.603 | 0.000 |
| 55 | 198 | 0.606 | 0.606 | 0.000 |
| 55 | 220 | 0.604 | 0.605 | 0.000 |
| 55 | 665 | 0.605 | 0.605 | 0.000 |
| 55 | 818 | 0.606 | 0.606 | 0.000 |
| 55 | 1057 | 0.609 | 0.608 | 0.000 |
| 55 | 1137 | 0.608 | 0.608 | 0.000 |
| 100 | 448 | 0.603 | 0.603 | 0.000 |
| 100 | 938 | 0.606 | 0.606 | 0.000 |
| 100 | 1051 | 0.606 | 0.605 | 0.000 |
| 102 | 921 | 0.606 | 0.606 | 0.000 |
| 102 | 1113 | 0.606 | 0.606 | 0.000 |
| 102 | 1234 | 0.605 | 0.604 | 0.000 |
| 105 | 134 | 0.605 | 0.606 | 0.000 |
| 105 | 367 | 0.604 | 0.604 | 0.000 |
| 105 | 440 | 0.604 | 0.605 | 0.000 |
| 105 | 477 | 0.606 | 0.606 | 0.000 |
| 105 | 556 | 0.606 | 0.606 | 0.000 |
| 105 | 1213 | 0.606 | 0.606 | 0.000 |
| Max | | 0.609 | 0.609 | 0.000 |
| Average | | 0.606 | 0.606 | 0.000 |
| Min | | 0.602 | 0.602 | 0.000 |
| Std Dev | | 0.001 | 0.001 | 0.000 |

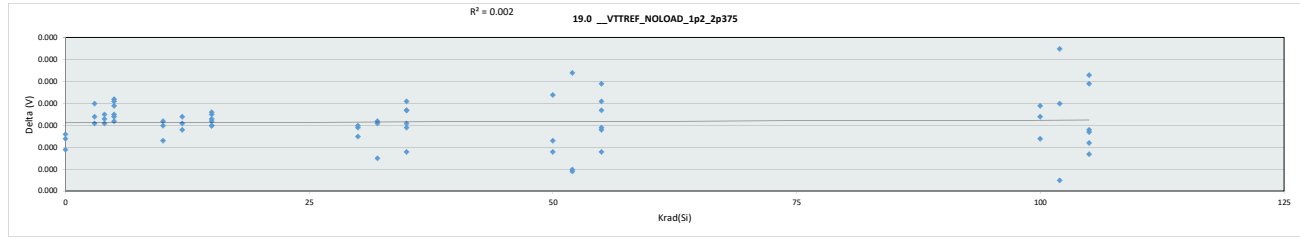


| 18.0_VTTREF_NOLOAD_1p2 | | | | | | | | | | | | | | | | |
|------------------------|--------|-------------|-------|-------|-------|-------|-------|-------|-------|-------|-------|-------|-------|-------|-------|-------|
| Test Site | Tester | Test Number | Unit | | | | | | | | | | | | | |
| Max Limit | | | | V | | | | | | | | | | | | |
| Min Limit | | | | V | | | | | | | | | | | | |
| Krad(Si) | 0 | 3 | 4 | 5 | 10 | 12 | 15 | 30 | 32 | 35 | 50 | 52 | 55 | 100 | 102 | 105 |
| LL | 0.588 | 0.588 | 0.588 | 0.588 | 0.588 | 0.588 | 0.588 | 0.588 | 0.588 | 0.588 | 0.588 | 0.588 | 0.588 | 0.588 | 0.588 | 0.588 |
| Min | 0.606 | 0.605 | 0.604 | 0.604 | 0.602 | 0.604 | 0.605 | 0.604 | 0.607 | 0.606 | 0.605 | 0.604 | 0.603 | 0.605 | 0.603 | 0.604 |
| Average | 0.607 | 0.605 | 0.606 | 0.606 | 0.604 | 0.605 | 0.606 | 0.607 | 0.607 | 0.607 | 0.606 | 0.606 | 0.606 | 0.606 | 0.605 | 0.606 |
| Max | 0.607 | 0.606 | 0.609 | 0.609 | 0.607 | 0.606 | 0.607 | 0.609 | 0.607 | 0.609 | 0.607 | 0.607 | 0.608 | 0.606 | 0.606 | 0.606 |
| UL | 0.612 | 0.612 | 0.612 | 0.612 | 0.612 | 0.612 | 0.612 | 0.612 | 0.612 | 0.612 | 0.612 | 0.612 | 0.612 | 0.612 | 0.612 | 0.612 |

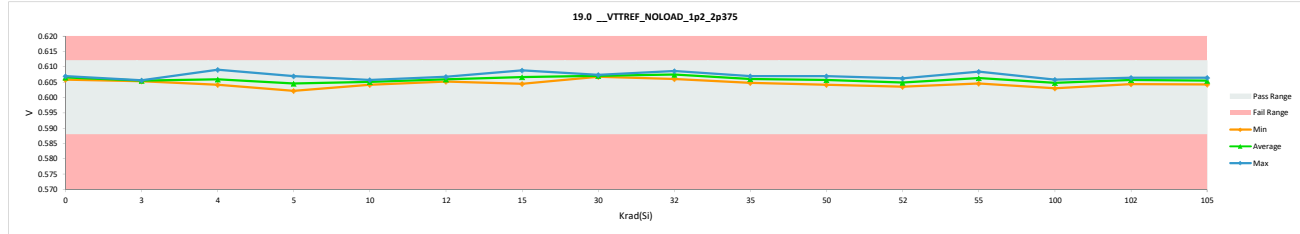


HDR TID Report
TPS7H3302-SP QML CALSS P

| 19.0_VTTREF_NOLOAD_1p2_2p375 | | | | |
|------------------------------|----------|-------------|-------|-------|
| Test Site | Tester | Test Number | Unit | |
| | | | V | V |
| Max Limit | | | 0.612 | 0.612 |
| Min Limit | | | 0.588 | 0.588 |
| Krad(Si) | Serial # | PRE | POST | Delta |
| 0 | 775 | 0.606 | 0.606 | 0.000 |
| 0 | 1088 | 0.607 | 0.607 | 0.000 |
| 0 | 1106 | 0.607 | 0.607 | 0.000 |
| 3 | 817 | 0.605 | 0.605 | 0.000 |
| 3 | 825 | 0.606 | 0.606 | 0.000 |
| 3 | 833 | 0.605 | 0.606 | 0.000 |
| 4 | 547 | 0.604 | 0.604 | 0.000 |
| 4 | 645 | 0.605 | 0.605 | 0.000 |
| 4 | 788 | 0.609 | 0.609 | 0.000 |
| 5 | 959 | 0.605 | 0.605 | 0.000 |
| 5 | 991 | 0.603 | 0.603 | 0.000 |
| 5 | 1000 | 0.602 | 0.602 | 0.000 |
| 5 | 1011 | 0.603 | 0.603 | 0.000 |
| 5 | 1087 | 0.607 | 0.607 | 0.000 |
| 5 | 1097 | 0.606 | 0.607 | 0.000 |
| 10 | 180 | 0.605 | 0.605 | 0.000 |
| 10 | 236 | 0.606 | 0.606 | 0.000 |
| 10 | 246 | 0.604 | 0.604 | 0.000 |
| 12 | 190 | 0.607 | 0.607 | 0.000 |
| 12 | 266 | 0.605 | 0.605 | 0.000 |
| 12 | 308 | 0.606 | 0.606 | 0.000 |
| 15 | 848 | 0.608 | 0.608 | 0.000 |
| 15 | 878 | 0.604 | 0.604 | 0.000 |
| 15 | 880 | 0.608 | 0.608 | 0.000 |
| 15 | 942 | 0.606 | 0.606 | 0.000 |
| 15 | 947 | 0.605 | 0.605 | 0.000 |
| 15 | 962 | 0.609 | 0.609 | 0.000 |
| 30 | 1141 | 0.607 | 0.607 | 0.000 |
| 30 | 1242 | 0.607 | 0.607 | 0.000 |
| 30 | 1417 | 0.607 | 0.607 | 0.000 |
| 32 | 1126 | 0.606 | 0.606 | 0.000 |
| 32 | 1165 | 0.608 | 0.608 | 0.000 |
| 32 | 1300 | 0.609 | 0.609 | 0.000 |
| 35 | 376 | 0.607 | 0.607 | 0.000 |
| 35 | 405 | 0.606 | 0.606 | 0.000 |
| 35 | 425 | 0.606 | 0.606 | 0.000 |
| 35 | 492 | 0.606 | 0.606 | 0.000 |
| 35 | 501 | 0.607 | 0.607 | 0.000 |
| 35 | 521 | 0.605 | 0.605 | 0.000 |
| 50 | 300 | 0.604 | 0.604 | 0.000 |
| 50 | 756 | 0.606 | 0.606 | 0.000 |
| 50 | 1100 | 0.607 | 0.607 | 0.000 |
| 52 | 451 | 0.606 | 0.606 | 0.000 |
| 52 | 587 | 0.605 | 0.605 | 0.000 |
| 52 | 956 | 0.604 | 0.604 | 0.000 |
| 55 | 198 | 0.606 | 0.606 | 0.000 |
| 55 | 220 | 0.605 | 0.605 | 0.000 |
| 55 | 665 | 0.605 | 0.605 | 0.000 |
| 55 | 818 | 0.606 | 0.606 | 0.000 |
| 55 | 1057 | 0.609 | 0.608 | 0.000 |
| 55 | 1137 | 0.608 | 0.608 | 0.000 |
| 100 | 448 | 0.603 | 0.603 | 0.000 |
| 100 | 938 | 0.606 | 0.606 | 0.000 |
| 100 | 1051 | 0.606 | 0.606 | 0.000 |
| 102 | 921 | 0.606 | 0.606 | 0.000 |
| 102 | 1113 | 0.606 | 0.606 | 0.000 |
| 102 | 1234 | 0.605 | 0.604 | 0.000 |
| 105 | 134 | 0.606 | 0.606 | 0.000 |
| 105 | 367 | 0.604 | 0.604 | 0.000 |
| 105 | 440 | 0.605 | 0.605 | 0.000 |
| 105 | 477 | 0.607 | 0.606 | 0.000 |
| 105 | 556 | 0.606 | 0.606 | 0.000 |
| 105 | 1213 | 0.606 | 0.606 | 0.000 |
| Max | | 0.609 | 0.609 | 0.000 |
| Average | | 0.606 | 0.606 | 0.000 |
| Min | | 0.602 | 0.602 | 0.000 |
| Std Dev | | 0.001 | 0.001 | 0.000 |

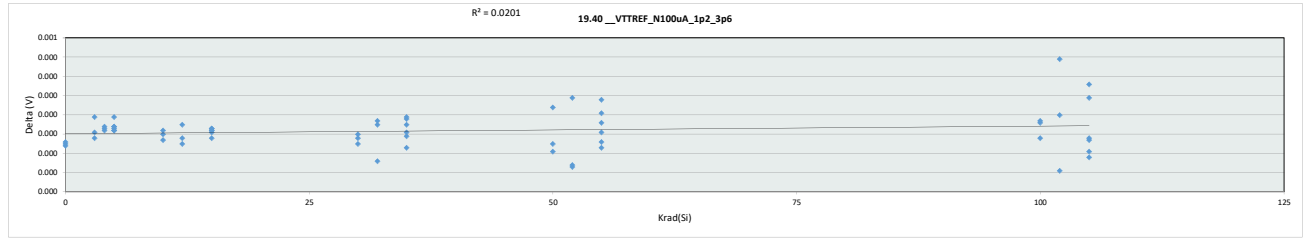


| 19.0_VTTREF_NOLOAD_1p2 | | | | | | | | | | | | | | | | |
|------------------------|--------|-------------|-------|-------|-------|-------|-------|-------|-------|-------|-------|-------|-------|-------|-------|-------|
| Test Site | Tester | Test Number | Unit | | | | | | | | | | | | | |
| Max Limit | | | 0.612 | V | | | | | | | | | | | | |
| Min Limit | | | 0.588 | V | | | | | | | | | | | | |
| Krad(Si) | 0 | 3 | 4 | 5 | 10 | 12 | 15 | 30 | 32 | 35 | 50 | 52 | 55 | 100 | 102 | 105 |
| LL | 0.588 | 0.588 | 0.588 | 0.588 | 0.588 | 0.588 | 0.588 | 0.588 | 0.588 | 0.588 | 0.588 | 0.588 | 0.588 | 0.588 | 0.588 | 0.588 |
| Min | 0.606 | 0.605 | 0.604 | 0.604 | 0.602 | 0.604 | 0.605 | 0.604 | 0.607 | 0.606 | 0.605 | 0.604 | 0.604 | 0.605 | 0.603 | 0.604 |
| Average | 0.607 | 0.605 | 0.606 | 0.606 | 0.605 | 0.605 | 0.606 | 0.607 | 0.607 | 0.608 | 0.606 | 0.606 | 0.606 | 0.605 | 0.606 | 0.606 |
| Max | 0.607 | 0.606 | 0.609 | 0.609 | 0.607 | 0.606 | 0.607 | 0.609 | 0.607 | 0.609 | 0.607 | 0.607 | 0.607 | 0.608 | 0.606 | 0.606 |
| UL | 0.612 | 0.612 | 0.612 | 0.612 | 0.612 | 0.612 | 0.612 | 0.612 | 0.612 | 0.612 | 0.612 | 0.612 | 0.612 | 0.612 | 0.612 | 0.612 |

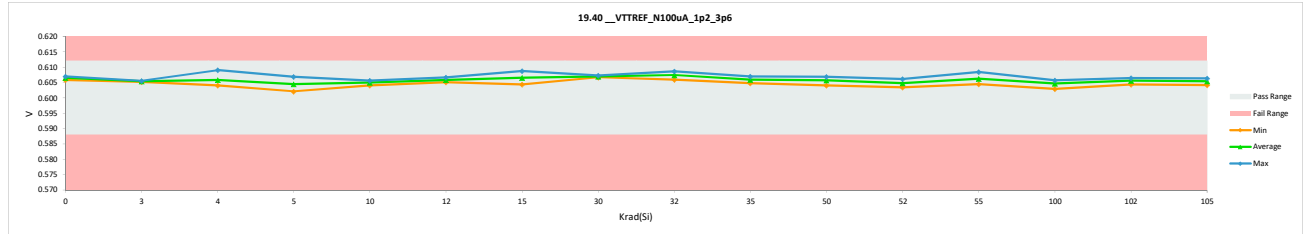


HDR TID Report
TPS7H3302-SP QML CALSS P

| 19.40_VTTREF_N100uA_1p2_3p6 | | | | |
|-----------------------------|----------|-------------|-------|-------|
| Test Site | Tester | Test Number | Unit | Delta |
| | | | V | V |
| Max Limit | | | 0.612 | 0.612 |
| Min Limit | | | 0.588 | 0.588 |
| Krad(Si) | Serial # | PRE | POST | Delta |
| 0 | 775 | 0.606 | 0.606 | 0.000 |
| 0 | 1088 | 0.607 | 0.607 | 0.000 |
| 0 | 1106 | 0.607 | 0.607 | 0.000 |
| 3 | 817 | 0.605 | 0.605 | 0.000 |
| 3 | 825 | 0.606 | 0.606 | 0.000 |
| 3 | 833 | 0.605 | 0.605 | 0.000 |
| 4 | 547 | 0.604 | 0.604 | 0.000 |
| 4 | 645 | 0.604 | 0.604 | 0.000 |
| 4 | 788 | 0.609 | 0.609 | 0.000 |
| 5 | 959 | 0.605 | 0.605 | 0.000 |
| 5 | 991 | 0.603 | 0.603 | 0.000 |
| 5 | 1000 | 0.602 | 0.602 | 0.000 |
| 5 | 1011 | 0.603 | 0.603 | 0.000 |
| 5 | 1087 | 0.607 | 0.607 | 0.000 |
| 5 | 1097 | 0.606 | 0.607 | 0.000 |
| 10 | 180 | 0.605 | 0.605 | 0.000 |
| 10 | 236 | 0.606 | 0.606 | 0.000 |
| 10 | 246 | 0.604 | 0.604 | 0.000 |
| 12 | 190 | 0.607 | 0.607 | 0.000 |
| 12 | 266 | 0.605 | 0.605 | 0.000 |
| 12 | 308 | 0.606 | 0.606 | 0.000 |
| 15 | 848 | 0.608 | 0.608 | 0.000 |
| 15 | 878 | 0.604 | 0.604 | 0.000 |
| 15 | 880 | 0.607 | 0.608 | 0.000 |
| 15 | 942 | 0.606 | 0.606 | 0.000 |
| 15 | 947 | 0.605 | 0.605 | 0.000 |
| 15 | 962 | 0.609 | 0.609 | 0.000 |
| 30 | 1141 | 0.607 | 0.607 | 0.000 |
| 30 | 1242 | 0.607 | 0.607 | 0.000 |
| 30 | 1417 | 0.607 | 0.607 | 0.000 |
| 32 | 1126 | 0.606 | 0.606 | 0.000 |
| 32 | 1165 | 0.608 | 0.608 | 0.000 |
| 32 | 1300 | 0.609 | 0.609 | 0.000 |
| 35 | 376 | 0.607 | 0.607 | 0.000 |
| 35 | 405 | 0.606 | 0.606 | 0.000 |
| 35 | 425 | 0.606 | 0.606 | 0.000 |
| 35 | 492 | 0.606 | 0.606 | 0.000 |
| 35 | 501 | 0.607 | 0.607 | 0.000 |
| 35 | 521 | 0.605 | 0.605 | 0.000 |
| 50 | 300 | 0.604 | 0.604 | 0.000 |
| 50 | 756 | 0.606 | 0.606 | 0.000 |
| 50 | 1100 | 0.607 | 0.607 | 0.000 |
| 52 | 451 | 0.606 | 0.606 | 0.000 |
| 52 | 587 | 0.605 | 0.605 | 0.000 |
| 52 | 956 | 0.604 | 0.603 | 0.000 |
| 55 | 198 | 0.606 | 0.606 | 0.000 |
| 55 | 220 | 0.605 | 0.605 | 0.000 |
| 55 | 665 | 0.605 | 0.605 | 0.000 |
| 55 | 818 | 0.606 | 0.606 | 0.000 |
| 55 | 1057 | 0.609 | 0.608 | 0.000 |
| 55 | 1137 | 0.608 | 0.608 | 0.000 |
| 100 | 448 | 0.603 | 0.603 | 0.000 |
| 100 | 938 | 0.606 | 0.606 | 0.000 |
| 100 | 1051 | 0.606 | 0.606 | 0.000 |
| 102 | 921 | 0.606 | 0.606 | 0.000 |
| 102 | 1113 | 0.606 | 0.606 | 0.000 |
| 102 | 1234 | 0.605 | 0.604 | 0.000 |
| 105 | 134 | 0.605 | 0.606 | 0.000 |
| 105 | 367 | 0.604 | 0.604 | 0.000 |
| 105 | 440 | 0.605 | 0.605 | 0.000 |
| 105 | 477 | 0.606 | 0.606 | 0.000 |
| 105 | 556 | 0.606 | 0.606 | 0.000 |
| 105 | 1213 | 0.606 | 0.606 | 0.000 |
| Max | | 0.609 | 0.609 | 0.000 |
| Average | | 0.606 | 0.606 | 0.000 |
| Min | | 0.602 | 0.602 | 0.000 |
| Std Dev | | 0.001 | 0.001 | 0.000 |

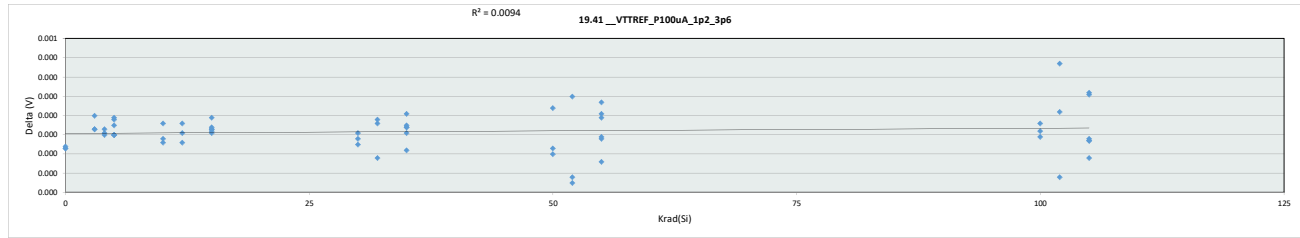


| 19.40_VTTREF_N100uA_1p2 | | | | | | | | | | | | | | | | |
|-------------------------|--------|-------------|-------|-------|-------|-------|-------|-------|-------|-------|-------|-------|-------|-------|-------|-------|
| Test Site | Tester | Test Number | Unit | Delta | | | | | | | | | | | | |
| | | | V | V | | | | | | | | | | | | |
| Max Limit | | | 0.612 | 0.612 | | | | | | | | | | | | |
| Min Limit | | | 0.588 | 0.588 | | | | | | | | | | | | |
| Krad(Si) | 0 | 3 | 4 | 5 | 10 | 12 | 15 | 30 | 32 | 35 | 50 | 52 | 55 | 100 | 102 | 105 |
| LL | 0.588 | 0.588 | 0.588 | 0.588 | 0.588 | 0.588 | 0.588 | 0.588 | 0.588 | 0.588 | 0.588 | 0.588 | 0.588 | 0.588 | 0.588 | 0.588 |
| Min | 0.606 | 0.605 | 0.604 | 0.604 | 0.602 | 0.604 | 0.602 | 0.605 | 0.604 | 0.607 | 0.606 | 0.605 | 0.604 | 0.603 | 0.603 | 0.604 |
| Average | 0.607 | 0.605 | 0.606 | 0.606 | 0.604 | 0.605 | 0.606 | 0.607 | 0.607 | 0.607 | 0.606 | 0.605 | 0.606 | 0.605 | 0.606 | 0.605 |
| Max | 0.607 | 0.606 | 0.609 | 0.609 | 0.607 | 0.606 | 0.607 | 0.609 | 0.607 | 0.609 | 0.607 | 0.606 | 0.608 | 0.606 | 0.606 | 0.606 |
| UL | 0.612 | 0.612 | 0.612 | 0.612 | 0.612 | 0.612 | 0.612 | 0.612 | 0.612 | 0.612 | 0.612 | 0.612 | 0.612 | 0.612 | 0.612 | 0.612 |

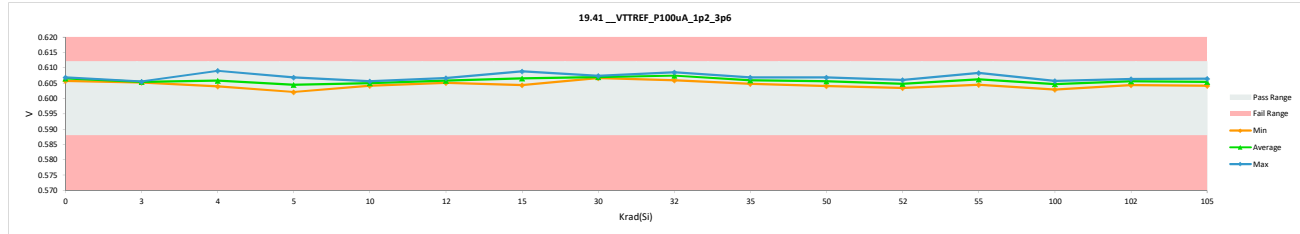


HDR TID Report
TPS7H3302-SP QML CALSS P

| 19.41_VTTREF_P100uA_1p2_3p6 | | | | |
|-----------------------------|----------|-------------|-------|-------|
| Test Site | Tester | Test Number | Unit | |
| | | V | V | |
| Max Limit | 0.612 | 0.612 | | |
| Min Limit | 0.588 | 0.588 | | |
| Krad(Si) | Serial # | PRE | POST | Delta |
| 0 | 775 | 0.606 | 0.606 | 0.000 |
| 0 | 1088 | 0.607 | 0.607 | 0.000 |
| 0 | 1106 | 0.607 | 0.607 | 0.000 |
| 3 | 817 | 0.605 | 0.605 | 0.000 |
| 3 | 825 | 0.606 | 0.606 | 0.000 |
| 3 | 833 | 0.605 | 0.605 | 0.000 |
| 4 | 547 | 0.604 | 0.604 | 0.000 |
| 4 | 645 | 0.604 | 0.604 | 0.000 |
| 4 | 788 | 0.609 | 0.609 | 0.000 |
| 5 | 959 | 0.605 | 0.605 | 0.000 |
| 5 | 991 | 0.603 | 0.603 | 0.000 |
| 5 | 1000 | 0.602 | 0.602 | 0.000 |
| 5 | 1011 | 0.603 | 0.603 | 0.000 |
| 5 | 1087 | 0.607 | 0.607 | 0.000 |
| 5 | 1097 | 0.606 | 0.606 | 0.000 |
| 10 | 180 | 0.605 | 0.605 | 0.000 |
| 10 | 236 | 0.606 | 0.606 | 0.000 |
| 10 | 246 | 0.604 | 0.604 | 0.000 |
| 12 | 190 | 0.607 | 0.607 | 0.000 |
| 12 | 266 | 0.605 | 0.605 | 0.000 |
| 12 | 308 | 0.606 | 0.606 | 0.000 |
| 15 | 848 | 0.608 | 0.608 | 0.000 |
| 15 | 878 | 0.604 | 0.604 | 0.000 |
| 15 | 880 | 0.607 | 0.607 | 0.000 |
| 15 | 942 | 0.606 | 0.606 | 0.000 |
| 15 | 947 | 0.605 | 0.605 | 0.000 |
| 15 | 962 | 0.609 | 0.609 | 0.000 |
| 30 | 1141 | 0.607 | 0.607 | 0.000 |
| 30 | 1242 | 0.607 | 0.607 | 0.000 |
| 30 | 1417 | 0.607 | 0.607 | 0.000 |
| 32 | 1126 | 0.606 | 0.606 | 0.000 |
| 32 | 1165 | 0.608 | 0.608 | 0.000 |
| 32 | 1300 | 0.609 | 0.609 | 0.000 |
| 35 | 376 | 0.607 | 0.607 | 0.000 |
| 35 | 405 | 0.606 | 0.606 | 0.000 |
| 35 | 425 | 0.606 | 0.606 | 0.000 |
| 35 | 492 | 0.606 | 0.606 | 0.000 |
| 35 | 501 | 0.607 | 0.607 | 0.000 |
| 35 | 521 | 0.605 | 0.605 | 0.000 |
| 50 | 300 | 0.604 | 0.604 | 0.000 |
| 50 | 756 | 0.606 | 0.606 | 0.000 |
| 50 | 1100 | 0.607 | 0.607 | 0.000 |
| 52 | 451 | 0.606 | 0.606 | 0.000 |
| 52 | 587 | 0.605 | 0.605 | 0.000 |
| 52 | 956 | 0.604 | 0.603 | 0.000 |
| 55 | 198 | 0.606 | 0.606 | 0.000 |
| 55 | 220 | 0.605 | 0.605 | 0.000 |
| 55 | 665 | 0.605 | 0.605 | 0.000 |
| 55 | 818 | 0.606 | 0.606 | 0.000 |
| 55 | 1057 | 0.608 | 0.608 | 0.000 |
| 55 | 1137 | 0.608 | 0.608 | 0.000 |
| 100 | 448 | 0.603 | 0.603 | 0.000 |
| 100 | 938 | 0.606 | 0.606 | 0.000 |
| 100 | 1051 | 0.606 | 0.606 | 0.000 |
| 102 | 921 | 0.606 | 0.606 | 0.000 |
| 102 | 1113 | 0.606 | 0.606 | 0.000 |
| 102 | 1234 | 0.605 | 0.604 | 0.000 |
| 105 | 134 | 0.605 | 0.606 | 0.000 |
| 105 | 367 | 0.604 | 0.604 | 0.000 |
| 105 | 440 | 0.605 | 0.605 | 0.000 |
| 105 | 477 | 0.606 | 0.606 | 0.000 |
| 105 | 556 | 0.606 | 0.606 | 0.000 |
| 105 | 1213 | 0.606 | 0.606 | 0.000 |
| Max | | 0.609 | 0.609 | 0.000 |
| Average | | 0.606 | 0.606 | 0.000 |
| Min | | 0.602 | 0.602 | 0.000 |
| Std Dev | | 0.001 | 0.001 | 0.000 |

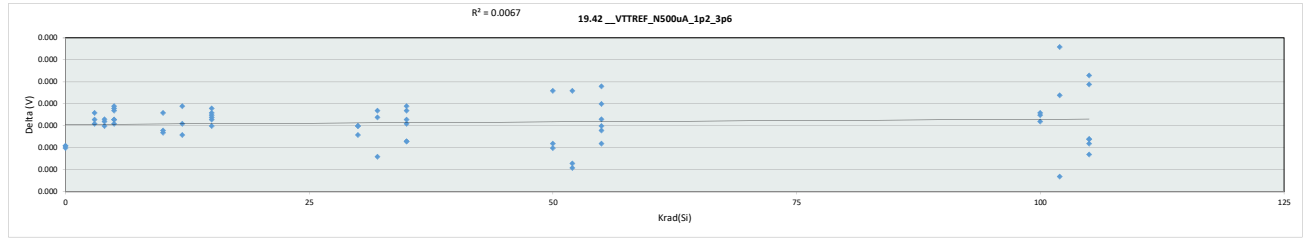


| 19.41_VTTREF_P100uA_1p2 | | | | | | | | | | | | | | | | |
|-------------------------|--------|-------------|-------|-----------|-----------|-------|-------|-------|-------|-------|-------|-------|-------|-------|-------|-------|
| Test Site | Tester | Test Number | Unit | Max Limit | Min Limit | | | | | | | | | | | |
| | | V | V | 0.612 | 0.588 | | | | | | | | | | | |
| Max Limit | 0.612 | 0.612 | | | | | | | | | | | | | | |
| Min Limit | 0.588 | 0.588 | | | | | | | | | | | | | | |
| Krad(Si) | 0 | 3 | 4 | 5 | 10 | 12 | 15 | 30 | 32 | 35 | 50 | 52 | 55 | 100 | 102 | 105 |
| LL | 0.588 | 0.588 | 0.588 | 0.588 | 0.588 | 0.588 | 0.588 | 0.588 | 0.588 | 0.588 | 0.588 | 0.588 | 0.588 | 0.588 | 0.588 | 0.588 |
| Min | 0.606 | 0.605 | 0.604 | 0.604 | 0.602 | 0.604 | 0.605 | 0.604 | 0.607 | 0.606 | 0.605 | 0.604 | 0.603 | 0.605 | 0.603 | 0.604 |
| Average | 0.607 | 0.605 | 0.606 | 0.606 | 0.604 | 0.605 | 0.606 | 0.607 | 0.607 | 0.607 | 0.606 | 0.606 | 0.606 | 0.606 | 0.606 | 0.605 |
| Max | 0.607 | 0.606 | 0.609 | 0.609 | 0.607 | 0.606 | 0.607 | 0.609 | 0.607 | 0.609 | 0.607 | 0.607 | 0.607 | 0.606 | 0.606 | 0.606 |
| UL | 0.612 | 0.612 | 0.612 | 0.612 | 0.612 | 0.612 | 0.612 | 0.612 | 0.612 | 0.612 | 0.612 | 0.612 | 0.612 | 0.612 | 0.612 | 0.612 |

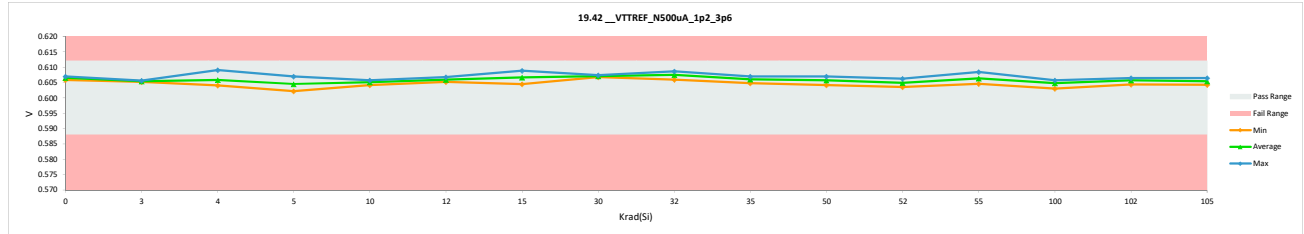


HDR TID Report
TPS7H3302-SP QML CALSS P

| 19.42_VTTREF_N500uA_1p2_3p6 | | | | |
|-----------------------------|----------|-------------|-------|-------|
| Test Site | Tester | Test Number | Unit | |
| | | | V | V |
| Max Limit | | | 0.612 | 0.612 |
| Min Limit | | | 0.588 | 0.588 |
| Krad(Si) | Serial # | PRE | POST | Delta |
| 0 | 775 | 0.606 | 0.606 | 0.000 |
| 0 | 1088 | 0.607 | 0.607 | 0.000 |
| 0 | 1106 | 0.607 | 0.607 | 0.000 |
| 3 | 817 | 0.605 | 0.605 | 0.000 |
| 3 | 825 | 0.606 | 0.606 | 0.000 |
| 3 | 833 | 0.605 | 0.606 | 0.000 |
| 4 | 547 | 0.604 | 0.604 | 0.000 |
| 4 | 645 | 0.604 | 0.604 | 0.000 |
| 4 | 788 | 0.609 | 0.609 | 0.000 |
| 5 | 959 | 0.605 | 0.605 | 0.000 |
| 5 | 991 | 0.603 | 0.603 | 0.000 |
| 5 | 1000 | 0.602 | 0.602 | 0.000 |
| 5 | 1011 | 0.603 | 0.603 | 0.000 |
| 5 | 1087 | 0.607 | 0.607 | 0.000 |
| 5 | 1097 | 0.606 | 0.607 | 0.000 |
| 10 | 180 | 0.605 | 0.605 | 0.000 |
| 10 | 236 | 0.606 | 0.606 | 0.000 |
| 10 | 246 | 0.604 | 0.604 | 0.000 |
| 12 | 190 | 0.607 | 0.607 | 0.000 |
| 12 | 266 | 0.605 | 0.605 | 0.000 |
| 12 | 308 | 0.606 | 0.606 | 0.000 |
| 15 | 848 | 0.608 | 0.608 | 0.000 |
| 15 | 878 | 0.604 | 0.604 | 0.000 |
| 15 | 880 | 0.608 | 0.608 | 0.000 |
| 15 | 942 | 0.606 | 0.606 | 0.000 |
| 15 | 947 | 0.605 | 0.605 | 0.000 |
| 15 | 962 | 0.609 | 0.609 | 0.000 |
| 30 | 1141 | 0.607 | 0.607 | 0.000 |
| 30 | 1242 | 0.607 | 0.607 | 0.000 |
| 30 | 1417 | 0.607 | 0.607 | 0.000 |
| 32 | 1126 | 0.606 | 0.606 | 0.000 |
| 32 | 1165 | 0.608 | 0.608 | 0.000 |
| 32 | 1300 | 0.609 | 0.609 | 0.000 |
| 35 | 376 | 0.607 | 0.607 | 0.000 |
| 35 | 405 | 0.606 | 0.606 | 0.000 |
| 35 | 425 | 0.606 | 0.606 | 0.000 |
| 35 | 492 | 0.606 | 0.606 | 0.000 |
| 35 | 501 | 0.607 | 0.607 | 0.000 |
| 35 | 521 | 0.605 | 0.605 | 0.000 |
| 50 | 300 | 0.604 | 0.604 | 0.000 |
| 50 | 756 | 0.606 | 0.606 | 0.000 |
| 50 | 1100 | 0.607 | 0.607 | 0.000 |
| 52 | 451 | 0.606 | 0.606 | 0.000 |
| 52 | 587 | 0.605 | 0.605 | 0.000 |
| 52 | 956 | 0.604 | 0.604 | 0.000 |
| 55 | 198 | 0.606 | 0.606 | 0.000 |
| 55 | 220 | 0.605 | 0.605 | 0.000 |
| 55 | 665 | 0.605 | 0.605 | 0.000 |
| 55 | 818 | 0.606 | 0.606 | 0.000 |
| 55 | 1057 | 0.609 | 0.608 | 0.000 |
| 55 | 1137 | 0.608 | 0.608 | 0.000 |
| 100 | 448 | 0.603 | 0.603 | 0.000 |
| 100 | 938 | 0.606 | 0.606 | 0.000 |
| 100 | 1051 | 0.606 | 0.606 | 0.000 |
| 102 | 921 | 0.606 | 0.607 | 0.000 |
| 102 | 1113 | 0.606 | 0.606 | 0.000 |
| 102 | 1234 | 0.605 | 0.604 | 0.000 |
| 105 | 134 | 0.606 | 0.606 | 0.000 |
| 105 | 367 | 0.604 | 0.604 | 0.000 |
| 105 | 440 | 0.605 | 0.605 | 0.000 |
| 105 | 477 | 0.607 | 0.606 | 0.000 |
| 105 | 556 | 0.606 | 0.606 | 0.000 |
| 105 | 1213 | 0.606 | 0.606 | 0.000 |
| Max | | 0.609 | 0.609 | 0.000 |
| Average | | 0.606 | 0.606 | 0.000 |
| Min | | 0.602 | 0.602 | 0.000 |
| Std Dev | | 0.001 | 0.001 | 0.000 |

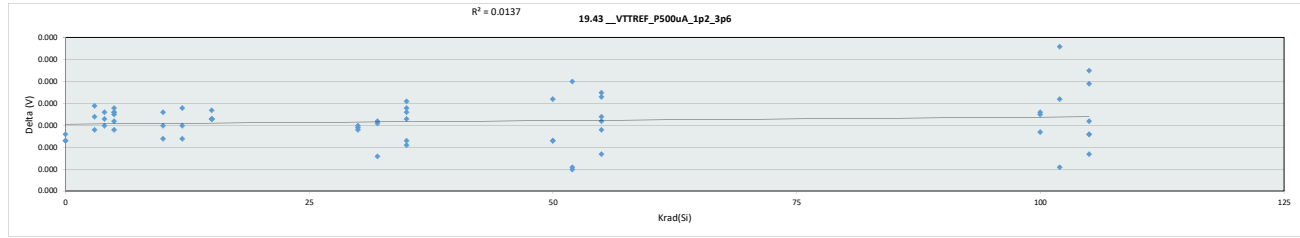


| 19.42_VTTREF_N500uA_1p2 | | | | | | | | | | | |
|-------------------------|--------|-------------|-------|-------|-------|-------|-------|-------|-------|-------|-------|
| Test Site | Tester | Test Number | Unit | | | | | | | | |
| Max Limit | | | 0.612 | V | | | | | | | |
| Min Limit | | | 0.588 | V | | | | | | | |
| Krad(Si) | 0 | 3 | 4 | 5 | 10 | 12 | 15 | 30 | 32 | 35 | 50 |
| LL | 0.588 | 0.588 | 0.588 | 0.588 | 0.588 | 0.588 | 0.588 | 0.588 | 0.588 | 0.588 | 0.588 |
| Min | 0.606 | 0.605 | 0.604 | 0.604 | 0.602 | 0.604 | 0.605 | 0.604 | 0.607 | 0.606 | 0.605 |
| Average | 0.607 | 0.605 | 0.606 | 0.605 | 0.605 | 0.605 | 0.606 | 0.607 | 0.607 | 0.608 | 0.606 |
| Max | 0.607 | 0.606 | 0.609 | 0.607 | 0.606 | 0.607 | 0.609 | 0.607 | 0.609 | 0.607 | 0.607 |
| UL | 0.612 | 0.612 | 0.612 | 0.612 | 0.612 | 0.612 | 0.612 | 0.612 | 0.612 | 0.612 | 0.612 |

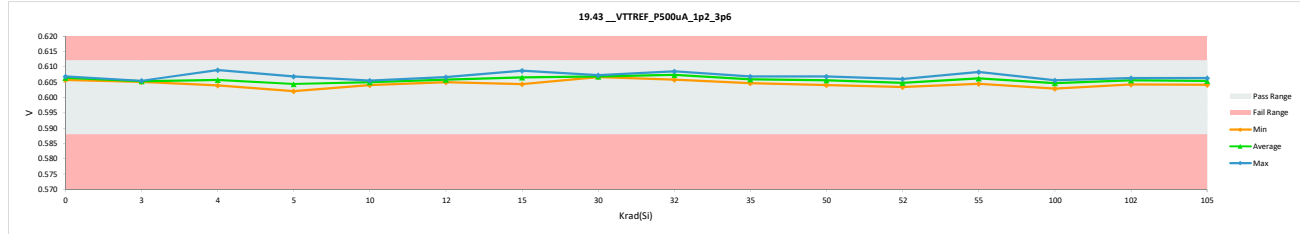


HDR TID Report
TPS7H3302-SP QML CALSS P

| 19.43_VTTREF_P500uA_1p2_3p6 | | | | |
|-----------------------------|----------|-------------|-------|-------|
| Test Site | Tester | Test Number | Unit | Delta |
| | | | V | V |
| Max Limit | | | 0.612 | 0.612 |
| Min Limit | | | 0.588 | 0.588 |
| Krad(Si) | Serial # | PRE | POST | Delta |
| 0 | 775 | 0.606 | 0.606 | 0.000 |
| 0 | 1088 | 0.607 | 0.607 | 0.000 |
| 0 | 1106 | 0.607 | 0.607 | 0.000 |
| 3 | 817 | 0.605 | 0.605 | 0.000 |
| 3 | 825 | 0.605 | 0.605 | 0.000 |
| 3 | 833 | 0.605 | 0.605 | 0.000 |
| 4 | 547 | 0.604 | 0.604 | 0.000 |
| 4 | 645 | 0.604 | 0.604 | 0.000 |
| 4 | 788 | 0.609 | 0.609 | 0.000 |
| 5 | 959 | 0.605 | 0.605 | 0.000 |
| 5 | 991 | 0.603 | 0.603 | 0.000 |
| 5 | 1000 | 0.602 | 0.602 | 0.000 |
| 5 | 1011 | 0.603 | 0.603 | 0.000 |
| 5 | 1087 | 0.607 | 0.607 | 0.000 |
| 5 | 1097 | 0.606 | 0.606 | 0.000 |
| 10 | 180 | 0.605 | 0.605 | 0.000 |
| 10 | 236 | 0.606 | 0.606 | 0.000 |
| 10 | 246 | 0.604 | 0.604 | 0.000 |
| 12 | 190 | 0.607 | 0.607 | 0.000 |
| 12 | 266 | 0.605 | 0.605 | 0.000 |
| 12 | 308 | 0.606 | 0.606 | 0.000 |
| 15 | 848 | 0.608 | 0.608 | 0.000 |
| 15 | 878 | 0.604 | 0.604 | 0.000 |
| 15 | 880 | 0.607 | 0.607 | 0.000 |
| 15 | 942 | 0.606 | 0.606 | 0.000 |
| 15 | 947 | 0.605 | 0.605 | 0.000 |
| 15 | 962 | 0.609 | 0.609 | 0.000 |
| 30 | 1141 | 0.607 | 0.607 | 0.000 |
| 30 | 1242 | 0.607 | 0.607 | 0.000 |
| 30 | 1417 | 0.607 | 0.607 | 0.000 |
| 32 | 1126 | 0.606 | 0.606 | 0.000 |
| 32 | 1165 | 0.608 | 0.608 | 0.000 |
| 32 | 1300 | 0.609 | 0.609 | 0.000 |
| 35 | 376 | 0.607 | 0.607 | 0.000 |
| 35 | 405 | 0.606 | 0.606 | 0.000 |
| 35 | 425 | 0.606 | 0.606 | 0.000 |
| 35 | 492 | 0.606 | 0.606 | 0.000 |
| 35 | 501 | 0.607 | 0.607 | 0.000 |
| 35 | 521 | 0.605 | 0.605 | 0.000 |
| 50 | 300 | 0.604 | 0.604 | 0.000 |
| 50 | 756 | 0.606 | 0.606 | 0.000 |
| 50 | 1100 | 0.607 | 0.607 | 0.000 |
| 52 | 451 | 0.606 | 0.606 | 0.000 |
| 52 | 587 | 0.605 | 0.605 | 0.000 |
| 52 | 956 | 0.604 | 0.603 | 0.000 |
| 55 | 198 | 0.606 | 0.606 | 0.000 |
| 55 | 220 | 0.604 | 0.604 | 0.000 |
| 55 | 665 | 0.605 | 0.605 | 0.000 |
| 55 | 818 | 0.606 | 0.606 | 0.000 |
| 55 | 1057 | 0.608 | 0.608 | 0.000 |
| 55 | 1137 | 0.608 | 0.608 | 0.000 |
| 100 | 448 | 0.603 | 0.603 | 0.000 |
| 100 | 938 | 0.606 | 0.606 | 0.000 |
| 100 | 1051 | 0.605 | 0.605 | 0.000 |
| 102 | 921 | 0.606 | 0.606 | 0.000 |
| 102 | 1113 | 0.606 | 0.606 | 0.000 |
| 102 | 1234 | 0.604 | 0.604 | 0.000 |
| 105 | 134 | 0.605 | 0.606 | 0.000 |
| 105 | 367 | 0.604 | 0.604 | 0.000 |
| 105 | 440 | 0.604 | 0.605 | 0.000 |
| 105 | 477 | 0.606 | 0.606 | 0.000 |
| 105 | 556 | 0.606 | 0.606 | 0.000 |
| 105 | 1213 | 0.606 | 0.606 | 0.000 |
| Max | | 0.609 | 0.609 | 0.000 |
| Average | | 0.606 | 0.606 | 0.000 |
| Min | | 0.602 | 0.602 | 0.000 |
| Std Dev | | 0.001 | 0.001 | 0.000 |

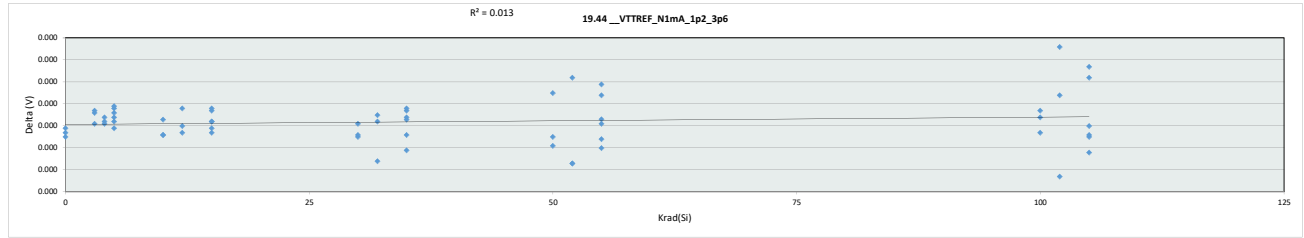


| 19.43_VTTREF_P500uA_1p2 | | | | | | | | | | | | | | | | |
|-------------------------|--------|-------------|-------|-------|-------|-------|-------|-------|-------|-------|-------|-------|-------|-------|-------|-------|
| Test Site | Tester | Test Number | Unit | Delta | | | | | | | | | | | | |
| | | | V | V | | | | | | | | | | | | |
| Max Limit | | | 0.612 | 0.612 | | | | | | | | | | | | |
| Min Limit | | | 0.588 | 0.588 | | | | | | | | | | | | |
| Krad(Si) | 0 | 3 | 4 | 5 | 10 | 12 | 15 | 30 | 32 | 35 | 50 | 52 | 55 | 100 | 102 | 105 |
| LL | 0.588 | 0.588 | 0.588 | 0.588 | 0.588 | 0.588 | 0.588 | 0.588 | 0.588 | 0.588 | 0.588 | 0.588 | 0.588 | 0.588 | 0.588 | 0.588 |
| Min | 0.606 | 0.605 | 0.604 | 0.604 | 0.602 | 0.604 | 0.604 | 0.605 | 0.606 | 0.605 | 0.604 | 0.603 | 0.604 | 0.603 | 0.604 | 0.604 |
| Average | 0.606 | 0.605 | 0.606 | 0.604 | 0.605 | 0.606 | 0.605 | 0.606 | 0.607 | 0.606 | 0.606 | 0.605 | 0.606 | 0.605 | 0.606 | 0.605 |
| Max | 0.607 | 0.605 | 0.609 | 0.607 | 0.606 | 0.607 | 0.609 | 0.607 | 0.609 | 0.607 | 0.607 | 0.607 | 0.608 | 0.606 | 0.606 | 0.606 |
| UL | 0.612 | 0.612 | 0.612 | 0.612 | 0.612 | 0.612 | 0.612 | 0.612 | 0.612 | 0.612 | 0.612 | 0.612 | 0.612 | 0.612 | 0.612 | 0.612 |

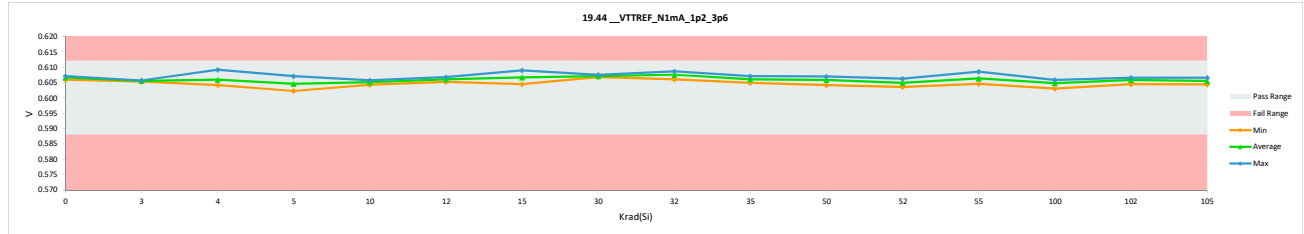


HDR TID Report
TPS7H3302-SP QML CALSS P

| 19.44_VTTREF_N1mA_1p2_3p6 | | | | |
|---------------------------|----------|-------------|-------|-------|
| Test Site | Tester | Test Number | Unit | |
| | | | V | V |
| Max Limit | | | 0.612 | 0.612 |
| Min Limit | | | 0.588 | 0.588 |
| Krad(Si) | Serial # | PRE | POST | Delta |
| 0 | 775 | 0.606 | 0.606 | 0.000 |
| 0 | 1088 | 0.607 | 0.607 | 0.000 |
| 0 | 1106 | 0.607 | 0.607 | 0.000 |
| 3 | 817 | 0.605 | 0.605 | 0.000 |
| 3 | 825 | 0.606 | 0.606 | 0.000 |
| 3 | 833 | 0.606 | 0.606 | 0.000 |
| 4 | 547 | 0.604 | 0.604 | 0.000 |
| 4 | 645 | 0.605 | 0.605 | 0.000 |
| 4 | 788 | 0.609 | 0.609 | 0.000 |
| 5 | 959 | 0.605 | 0.605 | 0.000 |
| 5 | 991 | 0.603 | 0.603 | 0.000 |
| 5 | 1000 | 0.602 | 0.602 | 0.000 |
| 5 | 1011 | 0.603 | 0.604 | 0.000 |
| 5 | 1087 | 0.607 | 0.607 | 0.000 |
| 5 | 1097 | 0.607 | 0.607 | 0.000 |
| 10 | 180 | 0.605 | 0.605 | 0.000 |
| 10 | 236 | 0.606 | 0.606 | 0.000 |
| 10 | 246 | 0.604 | 0.604 | 0.000 |
| 12 | 190 | 0.607 | 0.607 | 0.000 |
| 12 | 266 | 0.605 | 0.605 | 0.000 |
| 12 | 308 | 0.606 | 0.606 | 0.000 |
| 15 | 848 | 0.608 | 0.608 | 0.000 |
| 15 | 878 | 0.604 | 0.605 | 0.000 |
| 15 | 880 | 0.608 | 0.608 | 0.000 |
| 15 | 942 | 0.606 | 0.606 | 0.000 |
| 15 | 947 | 0.605 | 0.605 | 0.000 |
| 15 | 962 | 0.609 | 0.609 | 0.000 |
| 30 | 1141 | 0.608 | 0.608 | 0.000 |
| 30 | 1242 | 0.607 | 0.607 | 0.000 |
| 30 | 1417 | 0.607 | 0.607 | 0.000 |
| 32 | 1126 | 0.606 | 0.606 | 0.000 |
| 32 | 1165 | 0.608 | 0.608 | 0.000 |
| 32 | 1300 | 0.609 | 0.609 | 0.000 |
| 35 | 376 | 0.607 | 0.607 | 0.000 |
| 35 | 405 | 0.606 | 0.606 | 0.000 |
| 35 | 425 | 0.606 | 0.606 | 0.000 |
| 35 | 492 | 0.606 | 0.606 | 0.000 |
| 35 | 501 | 0.607 | 0.607 | 0.000 |
| 35 | 521 | 0.605 | 0.605 | 0.000 |
| 50 | 300 | 0.604 | 0.604 | 0.000 |
| 50 | 756 | 0.606 | 0.606 | 0.000 |
| 50 | 1100 | 0.607 | 0.607 | 0.000 |
| 52 | 451 | 0.606 | 0.606 | 0.000 |
| 52 | 587 | 0.605 | 0.605 | 0.000 |
| 52 | 956 | 0.604 | 0.604 | 0.000 |
| 55 | 198 | 0.606 | 0.606 | 0.000 |
| 55 | 220 | 0.605 | 0.605 | 0.000 |
| 55 | 665 | 0.605 | 0.605 | 0.000 |
| 55 | 818 | 0.606 | 0.606 | 0.000 |
| 55 | 1057 | 0.609 | 0.609 | 0.000 |
| 55 | 1137 | 0.608 | 0.608 | 0.000 |
| 100 | 448 | 0.603 | 0.603 | 0.000 |
| 100 | 938 | 0.606 | 0.606 | 0.000 |
| 100 | 1051 | 0.606 | 0.606 | 0.000 |
| 102 | 921 | 0.606 | 0.607 | 0.000 |
| 102 | 1113 | 0.606 | 0.606 | 0.000 |
| 102 | 1234 | 0.605 | 0.604 | 0.000 |
| 105 | 134 | 0.606 | 0.606 | 0.000 |
| 105 | 367 | 0.604 | 0.604 | 0.000 |
| 105 | 440 | 0.605 | 0.605 | 0.000 |
| 105 | 477 | 0.607 | 0.607 | 0.000 |
| 105 | 556 | 0.606 | 0.606 | 0.000 |
| 105 | 1213 | 0.606 | 0.606 | 0.000 |
| Max | | 0.609 | 0.609 | 0.000 |
| Average | | 0.606 | 0.606 | 0.000 |
| Min | | 0.602 | 0.602 | 0.000 |
| Std Dev | | 0.001 | 0.001 | 0.000 |

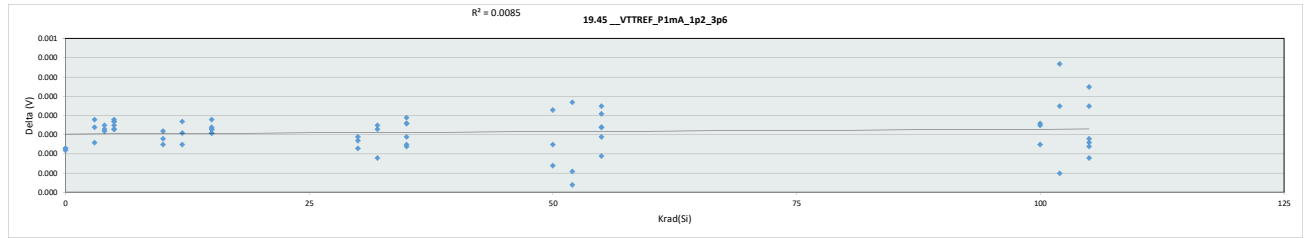


| 19.44_VTTREF_N1mA_1p2_3p6 | | | | | | | | | | | | | | | | |
|---------------------------|--------|-------------|-----------|-----------|-------|-------|-------|-------|-------|-------|-------|-------|-------|-------|-------|-------|
| Test Site | Tester | Test Number | Max Limit | Min Limit | | | | | | | | | | | | |
| | | | 0.612 | 0.588 | | | | | | | | | | | | |
| | | | V | V | | | | | | | | | | | | |
| Krad(Si) | 0 | 3 | 4 | 5 | 10 | 12 | 15 | 30 | 32 | 35 | 50 | 52 | 55 | 100 | 102 | 105 |
| LL | 0.588 | 0.588 | 0.588 | 0.588 | 0.588 | 0.588 | 0.588 | 0.588 | 0.588 | 0.588 | 0.588 | 0.588 | 0.588 | 0.588 | 0.588 | 0.588 |
| Min | 0.606 | 0.605 | 0.604 | 0.604 | 0.602 | 0.604 | 0.605 | 0.605 | 0.607 | 0.606 | 0.605 | 0.604 | 0.605 | 0.603 | 0.604 | 0.604 |
| Average | 0.607 | 0.606 | 0.606 | 0.606 | 0.605 | 0.605 | 0.605 | 0.606 | 0.607 | 0.608 | 0.606 | 0.606 | 0.606 | 0.605 | 0.606 | 0.606 |
| Max | 0.607 | 0.606 | 0.609 | 0.607 | 0.606 | 0.607 | 0.609 | 0.608 | 0.609 | 0.607 | 0.607 | 0.607 | 0.606 | 0.606 | 0.607 | 0.607 |
| UL | 0.612 | 0.612 | 0.612 | 0.612 | 0.612 | 0.612 | 0.612 | 0.612 | 0.612 | 0.612 | 0.612 | 0.612 | 0.612 | 0.612 | 0.612 | 0.612 |

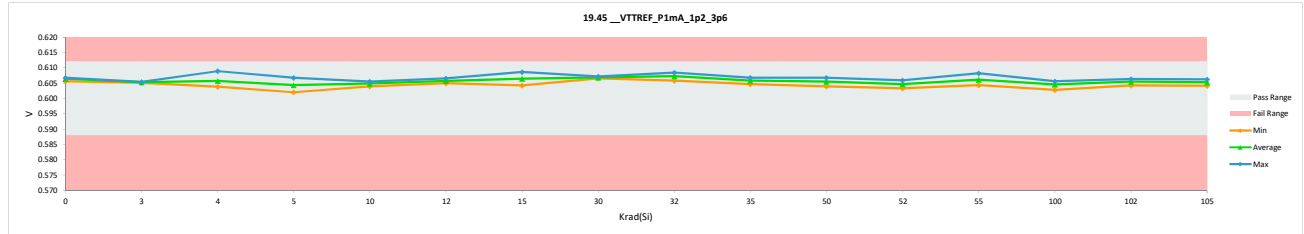


HDR TID Report
TPS7H3302-SP QML CALSS P

| 19.45_VTTREF_P1mA_ip2_3p6 | | | | |
|---------------------------|----------|-------------|-------|-------|
| Test Site | Tester | Test Number | Unit | |
| | | | V | V |
| Max Limit | | | 0.612 | 0.612 |
| Min Limit | | | 0.588 | 0.588 |
| Krad(Si) | Serial # | PRE | POST | Delta |
| 0 | 775 | 0.606 | 0.606 | 0.000 |
| 0 | 1088 | 0.607 | 0.607 | 0.000 |
| 0 | 1106 | 0.607 | 0.607 | 0.000 |
| 3 | 817 | 0.605 | 0.605 | 0.000 |
| 3 | 825 | 0.605 | 0.605 | 0.000 |
| 3 | 833 | 0.605 | 0.605 | 0.000 |
| 4 | 547 | 0.604 | 0.604 | 0.000 |
| 4 | 645 | 0.604 | 0.604 | 0.000 |
| 4 | 788 | 0.609 | 0.609 | 0.000 |
| 5 | 959 | 0.605 | 0.605 | 0.000 |
| 5 | 991 | 0.603 | 0.603 | 0.000 |
| 5 | 1000 | 0.602 | 0.602 | 0.000 |
| 5 | 1011 | 0.603 | 0.603 | 0.000 |
| 5 | 1087 | 0.607 | 0.607 | 0.000 |
| 5 | 1097 | 0.606 | 0.606 | 0.000 |
| 10 | 180 | 0.605 | 0.605 | 0.000 |
| 10 | 236 | 0.606 | 0.605 | 0.000 |
| 10 | 246 | 0.604 | 0.604 | 0.000 |
| 12 | 190 | 0.607 | 0.607 | 0.000 |
| 12 | 266 | 0.605 | 0.605 | 0.000 |
| 12 | 308 | 0.606 | 0.606 | 0.000 |
| 15 | 848 | 0.608 | 0.608 | 0.000 |
| 15 | 878 | 0.604 | 0.604 | 0.000 |
| 15 | 880 | 0.607 | 0.607 | 0.000 |
| 15 | 942 | 0.606 | 0.606 | 0.000 |
| 15 | 947 | 0.605 | 0.605 | 0.000 |
| 15 | 962 | 0.609 | 0.609 | 0.000 |
| 30 | 1141 | 0.607 | 0.607 | 0.000 |
| 30 | 1242 | 0.607 | 0.607 | 0.000 |
| 30 | 1417 | 0.607 | 0.607 | 0.000 |
| 32 | 1126 | 0.606 | 0.606 | 0.000 |
| 32 | 1165 | 0.608 | 0.608 | 0.000 |
| 32 | 1300 | 0.608 | 0.608 | 0.000 |
| 35 | 376 | 0.607 | 0.607 | 0.000 |
| 35 | 405 | 0.606 | 0.606 | 0.000 |
| 35 | 425 | 0.606 | 0.606 | 0.000 |
| 35 | 492 | 0.606 | 0.606 | 0.000 |
| 35 | 501 | 0.607 | 0.607 | 0.000 |
| 35 | 521 | 0.605 | 0.605 | 0.000 |
| 50 | 300 | 0.604 | 0.604 | 0.000 |
| 50 | 756 | 0.606 | 0.606 | 0.000 |
| 50 | 1100 | 0.607 | 0.607 | 0.000 |
| 52 | 451 | 0.606 | 0.606 | 0.000 |
| 52 | 587 | 0.605 | 0.605 | 0.000 |
| 52 | 956 | 0.604 | 0.603 | 0.000 |
| 55 | 198 | 0.606 | 0.606 | 0.000 |
| 55 | 220 | 0.604 | 0.604 | 0.000 |
| 55 | 665 | 0.605 | 0.605 | 0.000 |
| 55 | 818 | 0.606 | 0.606 | 0.000 |
| 55 | 1057 | 0.608 | 0.608 | 0.000 |
| 55 | 1137 | 0.607 | 0.607 | 0.000 |
| 100 | 448 | 0.603 | 0.603 | 0.000 |
| 100 | 938 | 0.606 | 0.606 | 0.000 |
| 100 | 1051 | 0.605 | 0.605 | 0.000 |
| 102 | 921 | 0.606 | 0.606 | 0.000 |
| 102 | 1113 | 0.606 | 0.606 | 0.000 |
| 102 | 1234 | 0.604 | 0.604 | 0.000 |
| 105 | 134 | 0.605 | 0.606 | 0.000 |
| 105 | 367 | 0.604 | 0.604 | 0.000 |
| 105 | 440 | 0.604 | 0.605 | 0.000 |
| 105 | 477 | 0.606 | 0.606 | 0.000 |
| 105 | 556 | 0.606 | 0.606 | 0.000 |
| 105 | 1213 | 0.606 | 0.606 | 0.000 |
| Max | | 0.609 | 0.609 | 0.000 |
| Average | | 0.606 | 0.606 | 0.000 |
| Min | | 0.602 | 0.602 | 0.000 |
| Std Dev | | 0.001 | 0.001 | 0.000 |

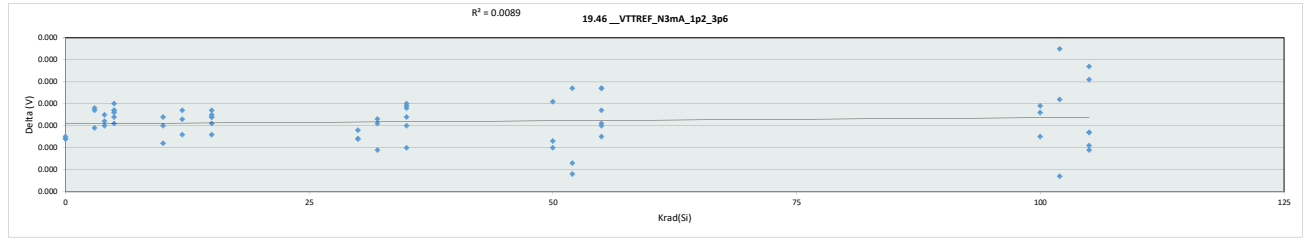


| 19.45_VTTREF_P1mA_ip2_3p6 | | | | | | | | | | | | | | | | |
|---------------------------|--------|-------------|-----------|-----------|-------|-------|-------|-------|-------|-------|-------|-------|-------|-------|-------|-------|
| Test Site | Tester | Test Number | Max Limit | Min Limit | | | | | | | | | | | | |
| | | | 0.612 | 0.588 | | | | | | | | | | | | |
| | | | V | V | | | | | | | | | | | | |
| Krad(Si) | 0 | 3 | 4 | 5 | 10 | 12 | 15 | 30 | 32 | 35 | 50 | 52 | 55 | 100 | 102 | 105 |
| LL | 0.588 | 0.588 | 0.588 | 0.588 | 0.588 | 0.588 | 0.588 | 0.588 | 0.588 | 0.588 | 0.588 | 0.588 | 0.588 | 0.588 | 0.588 | 0.588 |
| Min | 0.606 | 0.605 | 0.604 | 0.604 | 0.602 | 0.604 | 0.605 | 0.604 | 0.606 | 0.605 | 0.604 | 0.603 | 0.604 | 0.603 | 0.604 | 0.604 |
| Average | 0.606 | 0.605 | 0.606 | 0.604 | 0.605 | 0.606 | 0.606 | 0.607 | 0.607 | 0.606 | 0.606 | 0.605 | 0.606 | 0.605 | 0.606 | 0.605 |
| Max | 0.607 | 0.605 | 0.609 | 0.607 | 0.606 | 0.607 | 0.609 | 0.607 | 0.608 | 0.607 | 0.607 | 0.607 | 0.608 | 0.606 | 0.606 | 0.606 |
| UL | 0.612 | 0.612 | 0.612 | 0.612 | 0.612 | 0.612 | 0.612 | 0.612 | 0.612 | 0.612 | 0.612 | 0.612 | 0.612 | 0.612 | 0.612 | 0.612 |

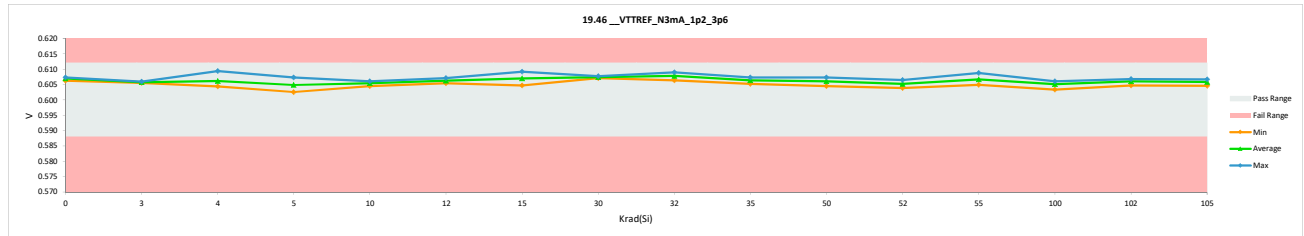


HDR TID Report
TPS7H3302-SP QML CALSS P

| 19.46_VTTREF_N3mA_1p2_3p6 | | | | |
|---------------------------|----------|-------------|-------|-------|
| Test Site | Tester | Test Number | Unit | |
| | | | V | V |
| Max Limit | | | 0.612 | 0.612 |
| Min Limit | | | 0.588 | 0.588 |
| Krad(Si) | Serial # | PRE | POST | Delta |
| 0 | 775 | 0.606 | 0.606 | 0.000 |
| 0 | 1088 | 0.607 | 0.607 | 0.000 |
| 0 | 1106 | 0.607 | 0.607 | 0.000 |
| 3 | 817 | 0.606 | 0.606 | 0.000 |
| 3 | 825 | 0.606 | 0.606 | 0.000 |
| 3 | 833 | 0.606 | 0.606 | 0.000 |
| 4 | 547 | 0.604 | 0.604 | 0.000 |
| 4 | 645 | 0.605 | 0.605 | 0.000 |
| 4 | 788 | 0.609 | 0.609 | 0.000 |
| 5 | 959 | 0.605 | 0.605 | 0.000 |
| 5 | 991 | 0.603 | 0.603 | 0.000 |
| 5 | 1000 | 0.603 | 0.603 | 0.000 |
| 5 | 1011 | 0.604 | 0.604 | 0.000 |
| 5 | 1087 | 0.607 | 0.607 | 0.000 |
| 5 | 1097 | 0.607 | 0.607 | 0.000 |
| 10 | 180 | 0.606 | 0.606 | 0.000 |
| 10 | 236 | 0.606 | 0.606 | 0.000 |
| 10 | 246 | 0.604 | 0.604 | 0.000 |
| 12 | 190 | 0.607 | 0.607 | 0.000 |
| 12 | 266 | 0.606 | 0.605 | 0.000 |
| 12 | 308 | 0.606 | 0.606 | 0.000 |
| 15 | 848 | 0.608 | 0.608 | 0.000 |
| 15 | 878 | 0.605 | 0.605 | 0.000 |
| 15 | 880 | 0.608 | 0.608 | 0.000 |
| 15 | 942 | 0.606 | 0.606 | 0.000 |
| 15 | 947 | 0.605 | 0.605 | 0.000 |
| 15 | 962 | 0.609 | 0.609 | 0.000 |
| 30 | 1141 | 0.608 | 0.608 | 0.000 |
| 30 | 1242 | 0.607 | 0.607 | 0.000 |
| 30 | 1417 | 0.607 | 0.607 | 0.000 |
| 32 | 1126 | 0.606 | 0.606 | 0.000 |
| 32 | 1165 | 0.608 | 0.608 | 0.000 |
| 32 | 1300 | 0.609 | 0.609 | 0.000 |
| 35 | 376 | 0.607 | 0.607 | 0.000 |
| 35 | 405 | 0.606 | 0.606 | 0.000 |
| 35 | 425 | 0.606 | 0.606 | 0.000 |
| 35 | 492 | 0.606 | 0.606 | 0.000 |
| 35 | 501 | 0.607 | 0.607 | 0.000 |
| 35 | 521 | 0.605 | 0.605 | 0.000 |
| 50 | 300 | 0.605 | 0.604 | 0.000 |
| 50 | 756 | 0.606 | 0.606 | 0.000 |
| 50 | 1100 | 0.607 | 0.607 | 0.000 |
| 52 | 451 | 0.607 | 0.607 | 0.000 |
| 52 | 587 | 0.605 | 0.605 | 0.000 |
| 52 | 956 | 0.604 | 0.604 | 0.000 |
| 55 | 198 | 0.607 | 0.607 | 0.000 |
| 55 | 220 | 0.605 | 0.605 | 0.000 |
| 55 | 665 | 0.605 | 0.606 | 0.000 |
| 55 | 818 | 0.606 | 0.606 | 0.000 |
| 55 | 1057 | 0.609 | 0.609 | 0.000 |
| 55 | 1137 | 0.608 | 0.608 | 0.000 |
| 100 | 448 | 0.603 | 0.603 | 0.000 |
| 100 | 938 | 0.606 | 0.606 | 0.000 |
| 100 | 1051 | 0.606 | 0.606 | 0.000 |
| 102 | 921 | 0.607 | 0.607 | 0.000 |
| 102 | 1113 | 0.606 | 0.607 | 0.000 |
| 102 | 1234 | 0.605 | 0.605 | 0.000 |
| 105 | 194 | 0.606 | 0.606 | 0.000 |
| 105 | 367 | 0.605 | 0.605 | 0.000 |
| 105 | 440 | 0.605 | 0.605 | 0.000 |
| 105 | 477 | 0.607 | 0.607 | 0.000 |
| 105 | 556 | 0.606 | 0.606 | 0.000 |
| 105 | 1213 | 0.606 | 0.606 | 0.000 |
| Max | | 0.609 | 0.609 | 0.000 |
| Average | | 0.606 | 0.606 | 0.000 |
| Min | | 0.603 | 0.603 | 0.000 |
| Std Dev | | 0.001 | 0.001 | 0.000 |

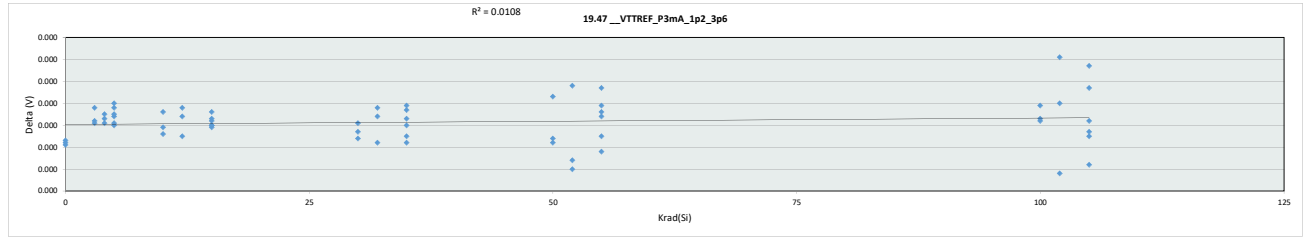


| 19.46_VTTREF_N3mA_1p2_3p6 | | | | | | | | | | | | | | | | |
|---------------------------|--------|-------------|-------|-------|-------|-------|-------|-------|-------|-------|-------|-------|-------|-------|-------|-------|
| Test Site | Tester | Test Number | Unit | | | | | | | | | | | | | |
| | | | V | V | | | | | | | | | | | | |
| Max Limit | | | 0.612 | 0.612 | | | | | | | | | | | | |
| Min Limit | | | 0.588 | 0.588 | | | | | | | | | | | | |
| Krad(Si) | 0 | 3 | 4 | 5 | 10 | 12 | 15 | 30 | 32 | 35 | 50 | 52 | 55 | 100 | 102 | 105 |
| LL | 0.588 | 0.588 | 0.588 | 0.588 | 0.588 | 0.588 | 0.588 | 0.588 | 0.588 | 0.588 | 0.588 | 0.588 | 0.588 | 0.588 | 0.588 | 0.588 |
| Min | 0.606 | 0.606 | 0.604 | 0.603 | 0.605 | 0.605 | 0.605 | 0.607 | 0.606 | 0.605 | 0.604 | 0.604 | 0.605 | 0.603 | 0.605 | 0.605 |
| Average | 0.607 | 0.606 | 0.606 | 0.605 | 0.605 | 0.606 | 0.607 | 0.607 | 0.608 | 0.606 | 0.606 | 0.605 | 0.607 | 0.605 | 0.606 | 0.606 |
| Max | 0.607 | 0.606 | 0.609 | 0.607 | 0.606 | 0.607 | 0.609 | 0.608 | 0.609 | 0.607 | 0.607 | 0.607 | 0.609 | 0.606 | 0.607 | 0.607 |
| UL | 0.612 | 0.612 | 0.612 | 0.612 | 0.612 | 0.612 | 0.612 | 0.612 | 0.612 | 0.612 | 0.612 | 0.612 | 0.612 | 0.612 | 0.612 | 0.612 |

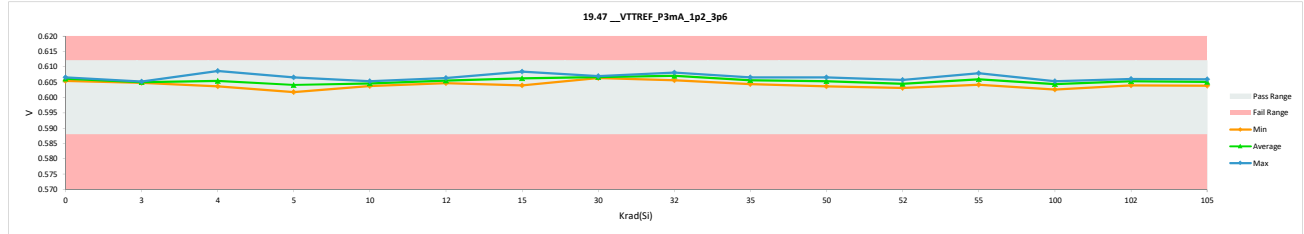


HDR TID Report
TPS7H3302-SP QML CALSS P

| 19.47_VTTREF_P3mA_1p2_3p6 | | | | |
|---------------------------|----------|-------------|-------|-------|
| Test Site | Tester | Test Number | Unit | |
| | | | V | V |
| Max Limit | | | 0.612 | 0.612 |
| Min Limit | | | 0.588 | 0.588 |
| Krad(Si) | Serial # | PRE | POST | Delta |
| 0 | 775 | 0.605 | 0.605 | 0.000 |
| 0 | 1088 | 0.607 | 0.607 | 0.000 |
| 0 | 1106 | 0.607 | 0.607 | 0.000 |
| 3 | 817 | 0.605 | 0.605 | 0.000 |
| 3 | 825 | 0.605 | 0.605 | 0.000 |
| 3 | 833 | 0.605 | 0.605 | 0.000 |
| 4 | 547 | 0.604 | 0.604 | 0.000 |
| 4 | 645 | 0.604 | 0.604 | 0.000 |
| 4 | 788 | 0.609 | 0.609 | 0.000 |
| 5 | 959 | 0.605 | 0.605 | 0.000 |
| 5 | 991 | 0.603 | 0.603 | 0.000 |
| 5 | 1000 | 0.602 | 0.602 | 0.000 |
| 5 | 1011 | 0.603 | 0.603 | 0.000 |
| 5 | 1087 | 0.607 | 0.607 | 0.000 |
| 5 | 1097 | 0.606 | 0.606 | 0.000 |
| 10 | 180 | 0.605 | 0.605 | 0.000 |
| 10 | 236 | 0.605 | 0.605 | 0.000 |
| 10 | 246 | 0.604 | 0.604 | 0.000 |
| 12 | 190 | 0.606 | 0.606 | 0.000 |
| 12 | 266 | 0.605 | 0.605 | 0.000 |
| 12 | 308 | 0.605 | 0.605 | 0.000 |
| 15 | 848 | 0.608 | 0.608 | 0.000 |
| 15 | 878 | 0.604 | 0.604 | 0.000 |
| 15 | 880 | 0.607 | 0.607 | 0.000 |
| 15 | 942 | 0.606 | 0.606 | 0.000 |
| 15 | 947 | 0.605 | 0.605 | 0.000 |
| 15 | 962 | 0.608 | 0.608 | 0.000 |
| 30 | 1141 | 0.607 | 0.607 | 0.000 |
| 30 | 1242 | 0.606 | 0.606 | 0.000 |
| 30 | 1417 | 0.607 | 0.607 | 0.000 |
| 32 | 1126 | 0.606 | 0.606 | 0.000 |
| 32 | 1165 | 0.607 | 0.607 | 0.000 |
| 32 | 1300 | 0.608 | 0.608 | 0.000 |
| 35 | 376 | 0.607 | 0.607 | 0.000 |
| 35 | 405 | 0.605 | 0.605 | 0.000 |
| 35 | 425 | 0.605 | 0.605 | 0.000 |
| 35 | 492 | 0.605 | 0.605 | 0.000 |
| 35 | 501 | 0.606 | 0.607 | 0.000 |
| 35 | 521 | 0.604 | 0.604 | 0.000 |
| 50 | 300 | 0.604 | 0.604 | 0.000 |
| 50 | 756 | 0.606 | 0.606 | 0.000 |
| 50 | 1100 | 0.607 | 0.607 | 0.000 |
| 52 | 451 | 0.606 | 0.606 | 0.000 |
| 52 | 587 | 0.604 | 0.604 | 0.000 |
| 52 | 956 | 0.603 | 0.603 | 0.000 |
| 55 | 198 | 0.606 | 0.606 | 0.000 |
| 55 | 220 | 0.604 | 0.604 | 0.000 |
| 55 | 665 | 0.605 | 0.605 | 0.000 |
| 55 | 818 | 0.605 | 0.605 | 0.000 |
| 55 | 1057 | 0.608 | 0.608 | 0.000 |
| 55 | 1137 | 0.607 | 0.607 | 0.000 |
| 100 | 448 | 0.603 | 0.603 | 0.000 |
| 100 | 938 | 0.605 | 0.605 | 0.000 |
| 100 | 1051 | 0.605 | 0.605 | 0.000 |
| 102 | 921 | 0.606 | 0.606 | 0.000 |
| 102 | 1113 | 0.606 | 0.606 | 0.000 |
| 102 | 1234 | 0.604 | 0.604 | 0.000 |
| 105 | 134 | 0.605 | 0.605 | 0.000 |
| 105 | 367 | 0.604 | 0.604 | 0.000 |
| 105 | 440 | 0.604 | 0.604 | 0.000 |
| 105 | 477 | 0.606 | 0.606 | 0.000 |
| 105 | 556 | 0.605 | 0.605 | 0.000 |
| 105 | 1213 | 0.605 | 0.605 | 0.000 |
| Max | | 0.609 | 0.609 | 0.000 |
| Average | | 0.605 | 0.605 | 0.000 |
| Min | | 0.602 | 0.602 | 0.000 |
| Std Dev | | 0.001 | 0.001 | 0.000 |

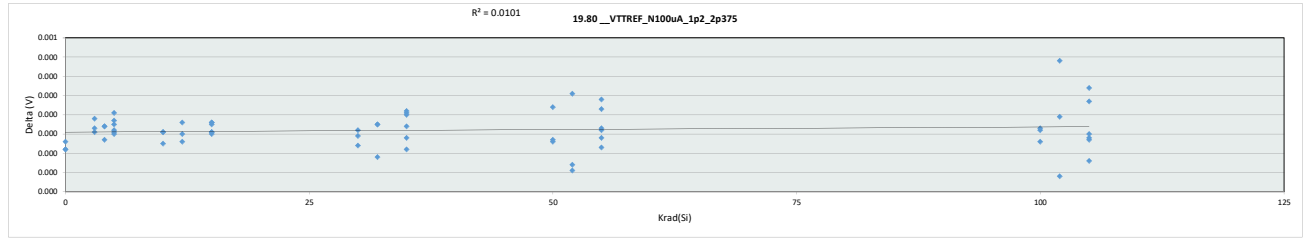


| 19.47_VTTREF_P3mA_1p2_3p6 | | | | | | | | | | | | | | | | |
|---------------------------|--------|-------------|-------|-------|-------|-------|-------|-------|-------|-------|-------|-------|-------|-------|-------|-------|
| Test Site | Tester | Test Number | Unit | | | | | | | | | | | | | |
| Max Limit | | | 0.612 | V | | | | | | | | | | | | |
| Min Limit | | | 0.588 | V | | | | | | | | | | | | |
| Krad(Si) | 0 | 3 | 4 | 5 | 10 | 12 | 15 | 30 | 32 | 35 | 50 | 52 | 55 | 100 | 102 | 105 |
| LL | 0.588 | 0.588 | 0.588 | 0.588 | 0.588 | 0.588 | 0.588 | 0.588 | 0.588 | 0.588 | 0.588 | 0.588 | 0.588 | 0.588 | 0.588 | 0.588 |
| Min | 0.605 | 0.605 | 0.604 | 0.604 | 0.602 | 0.604 | 0.605 | 0.604 | 0.606 | 0.606 | 0.604 | 0.604 | 0.604 | 0.603 | 0.604 | 0.604 |
| Average | 0.606 | 0.605 | 0.605 | 0.605 | 0.604 | 0.605 | 0.606 | 0.606 | 0.607 | 0.607 | 0.606 | 0.605 | 0.604 | 0.606 | 0.604 | 0.605 |
| Max | 0.607 | 0.605 | 0.609 | 0.609 | 0.607 | 0.605 | 0.606 | 0.608 | 0.607 | 0.608 | 0.607 | 0.607 | 0.608 | 0.608 | 0.605 | 0.606 |
| UL | 0.612 | 0.612 | 0.612 | 0.612 | 0.612 | 0.612 | 0.612 | 0.612 | 0.612 | 0.612 | 0.612 | 0.612 | 0.612 | 0.612 | 0.612 | 0.612 |

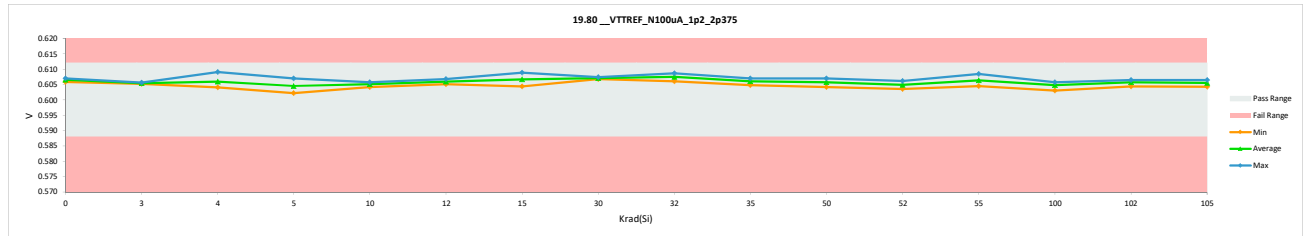


HDR TID Report
TPS7H3302-SP QML CALSS P

| 19.80_VTTREF_N100uA_1p2_2p375 | | | | |
|-------------------------------|----------|-------------|-------|-------|
| Test Site | Tester | Test Number | Unit | Unit |
| | | | V | V |
| Max Limit | | | 0.612 | 0.612 |
| Min Limit | | | 0.588 | 0.588 |
| Krad(Si) | Serial # | PRE | POST | Delta |
| 0 | 775 | 0.606 | 0.606 | 0.000 |
| 0 | 1088 | 0.607 | 0.607 | 0.000 |
| 0 | 1106 | 0.607 | 0.607 | 0.000 |
| 3 | 817 | 0.605 | 0.605 | 0.000 |
| 3 | 825 | 0.606 | 0.606 | 0.000 |
| 3 | 833 | 0.605 | 0.606 | 0.000 |
| 4 | 547 | 0.604 | 0.604 | 0.000 |
| 4 | 645 | 0.604 | 0.605 | 0.000 |
| 4 | 788 | 0.609 | 0.609 | 0.000 |
| 5 | 959 | 0.605 | 0.605 | 0.000 |
| 5 | 991 | 0.603 | 0.603 | 0.000 |
| 5 | 1000 | 0.602 | 0.602 | 0.000 |
| 5 | 1011 | 0.603 | 0.603 | 0.000 |
| 5 | 1087 | 0.607 | 0.607 | 0.000 |
| 5 | 1097 | 0.607 | 0.607 | 0.000 |
| 10 | 180 | 0.605 | 0.605 | 0.000 |
| 10 | 236 | 0.606 | 0.606 | 0.000 |
| 10 | 246 | 0.604 | 0.604 | 0.000 |
| 12 | 190 | 0.607 | 0.607 | 0.000 |
| 12 | 266 | 0.605 | 0.605 | 0.000 |
| 12 | 308 | 0.606 | 0.606 | 0.000 |
| 15 | 848 | 0.608 | 0.608 | 0.000 |
| 15 | 878 | 0.604 | 0.604 | 0.000 |
| 15 | 880 | 0.608 | 0.608 | 0.000 |
| 15 | 942 | 0.606 | 0.606 | 0.000 |
| 15 | 947 | 0.605 | 0.605 | 0.000 |
| 15 | 962 | 0.609 | 0.609 | 0.000 |
| 30 | 1141 | 0.607 | 0.607 | 0.000 |
| 30 | 1242 | 0.607 | 0.607 | 0.000 |
| 30 | 1417 | 0.607 | 0.607 | 0.000 |
| 32 | 1126 | 0.606 | 0.606 | 0.000 |
| 32 | 1165 | 0.608 | 0.608 | 0.000 |
| 32 | 1300 | 0.609 | 0.609 | 0.000 |
| 35 | 376 | 0.607 | 0.607 | 0.000 |
| 35 | 405 | 0.606 | 0.606 | 0.000 |
| 35 | 425 | 0.606 | 0.606 | 0.000 |
| 35 | 492 | 0.606 | 0.606 | 0.000 |
| 35 | 501 | 0.607 | 0.607 | 0.000 |
| 35 | 521 | 0.605 | 0.605 | 0.000 |
| 50 | 300 | 0.604 | 0.604 | 0.000 |
| 50 | 756 | 0.606 | 0.606 | 0.000 |
| 50 | 1100 | 0.607 | 0.607 | 0.000 |
| 52 | 451 | 0.606 | 0.606 | 0.000 |
| 52 | 587 | 0.605 | 0.605 | 0.000 |
| 52 | 956 | 0.604 | 0.604 | 0.000 |
| 55 | 198 | 0.606 | 0.606 | 0.000 |
| 55 | 220 | 0.605 | 0.605 | 0.000 |
| 55 | 665 | 0.605 | 0.605 | 0.000 |
| 55 | 818 | 0.606 | 0.606 | 0.000 |
| 55 | 1057 | 0.609 | 0.608 | 0.000 |
| 55 | 1137 | 0.608 | 0.608 | 0.000 |
| 100 | 448 | 0.603 | 0.603 | 0.000 |
| 100 | 938 | 0.606 | 0.606 | 0.000 |
| 100 | 1051 | 0.606 | 0.606 | 0.000 |
| 102 | 921 | 0.606 | 0.606 | 0.000 |
| 102 | 1113 | 0.606 | 0.606 | 0.000 |
| 102 | 1234 | 0.605 | 0.604 | 0.000 |
| 105 | 134 | 0.606 | 0.606 | 0.000 |
| 105 | 367 | 0.604 | 0.604 | 0.000 |
| 105 | 440 | 0.605 | 0.605 | 0.000 |
| 105 | 477 | 0.607 | 0.606 | 0.000 |
| 105 | 556 | 0.606 | 0.606 | 0.000 |
| 105 | 1213 | 0.606 | 0.606 | 0.000 |
| Max | | 0.609 | 0.609 | 0.000 |
| Average | | 0.606 | 0.606 | 0.000 |
| Min | | 0.602 | 0.602 | 0.000 |
| Std Dev | | 0.001 | 0.001 | 0.000 |

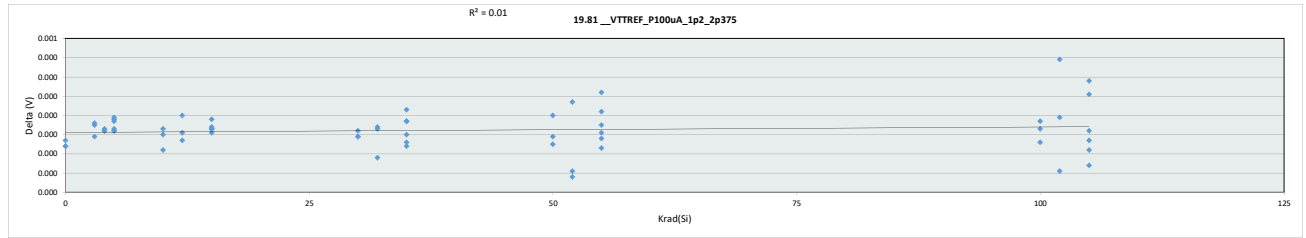


| 19.80_VTTREF_N100uA_1p2 | | | | | | | | | | | | | | | | |
|-------------------------|--------|-------------|-------|-------|-------|-------|-------|-------|-------|-------|-------|-------|-------|-------|-------|-------|
| Test Site | Tester | Test Number | Unit | Unit | | | | | | | | | | | | |
| | | | V | V | | | | | | | | | | | | |
| Max Limit | | | 0.612 | 0.612 | | | | | | | | | | | | |
| Min Limit | | | 0.588 | 0.588 | | | | | | | | | | | | |
| Krad(Si) | 0 | 3 | 4 | 5 | 10 | 12 | 15 | 30 | 32 | 35 | 50 | 52 | 55 | 100 | 102 | 105 |
| LL | 0.588 | 0.588 | 0.588 | 0.588 | 0.588 | 0.588 | 0.588 | 0.588 | 0.588 | 0.588 | 0.588 | 0.588 | 0.588 | 0.588 | 0.588 | 0.588 |
| Min | 0.606 | 0.605 | 0.604 | 0.604 | 0.602 | 0.604 | 0.604 | 0.605 | 0.604 | 0.607 | 0.606 | 0.605 | 0.604 | 0.604 | 0.605 | 0.604 |
| Average | 0.607 | 0.605 | 0.606 | 0.606 | 0.605 | 0.605 | 0.605 | 0.606 | 0.607 | 0.607 | 0.608 | 0.606 | 0.606 | 0.606 | 0.605 | 0.606 |
| Max | 0.607 | 0.606 | 0.609 | 0.609 | 0.607 | 0.606 | 0.607 | 0.609 | 0.607 | 0.609 | 0.607 | 0.607 | 0.607 | 0.607 | 0.608 | 0.606 |
| UL | 0.612 | 0.612 | 0.612 | 0.612 | 0.612 | 0.612 | 0.612 | 0.612 | 0.612 | 0.612 | 0.612 | 0.612 | 0.612 | 0.612 | 0.612 | 0.612 |

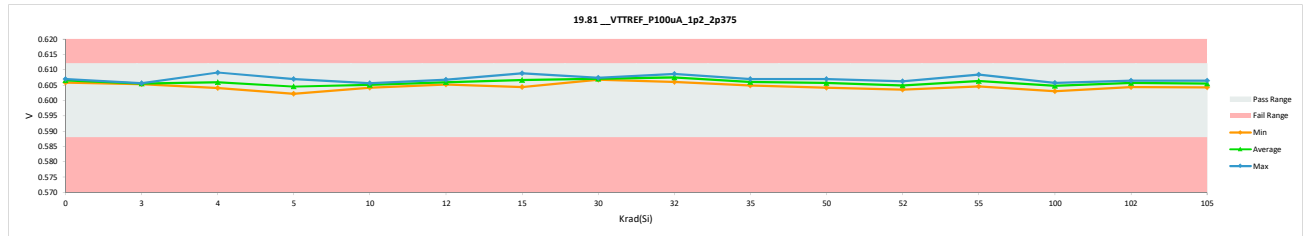


HDR TID Report
TPS7H3302-SP QML CALSS P

| 19.81_VTTREF_P100uA_1p2_2p375 | | | | |
|-------------------------------|----------|-------------|-------|-------|
| Test Site | Tester | Test Number | Unit | |
| | | | V | V |
| Max Limit | | | 0.612 | 0.612 |
| Min Limit | | | 0.588 | 0.588 |
| Krad(Si) | Serial # | PRE | POST | Delta |
| 0 | 775 | 0.606 | 0.606 | 0.000 |
| 0 | 1088 | 0.607 | 0.607 | 0.000 |
| 0 | 1106 | 0.607 | 0.607 | 0.000 |
| 3 | 817 | 0.605 | 0.605 | 0.000 |
| 3 | 825 | 0.606 | 0.606 | 0.000 |
| 3 | 833 | 0.605 | 0.606 | 0.000 |
| 4 | 547 | 0.604 | 0.604 | 0.000 |
| 4 | 645 | 0.604 | 0.604 | 0.000 |
| 4 | 788 | 0.609 | 0.609 | 0.000 |
| 5 | 959 | 0.605 | 0.605 | 0.000 |
| 5 | 991 | 0.603 | 0.603 | 0.000 |
| 5 | 1000 | 0.602 | 0.602 | 0.000 |
| 5 | 1011 | 0.603 | 0.603 | 0.000 |
| 5 | 1087 | 0.607 | 0.607 | 0.000 |
| 5 | 1097 | 0.606 | 0.607 | 0.000 |
| 10 | 180 | 0.605 | 0.605 | 0.000 |
| 10 | 236 | 0.606 | 0.606 | 0.000 |
| 10 | 246 | 0.604 | 0.604 | 0.000 |
| 12 | 190 | 0.607 | 0.607 | 0.000 |
| 12 | 266 | 0.605 | 0.605 | 0.000 |
| 12 | 308 | 0.606 | 0.606 | 0.000 |
| 15 | 848 | 0.608 | 0.608 | 0.000 |
| 15 | 878 | 0.604 | 0.604 | 0.000 |
| 15 | 880 | 0.608 | 0.608 | 0.000 |
| 15 | 942 | 0.606 | 0.606 | 0.000 |
| 15 | 947 | 0.605 | 0.605 | 0.000 |
| 15 | 962 | 0.609 | 0.609 | 0.000 |
| 30 | 1141 | 0.607 | 0.607 | 0.000 |
| 30 | 1242 | 0.607 | 0.607 | 0.000 |
| 30 | 1417 | 0.607 | 0.607 | 0.000 |
| 32 | 1126 | 0.606 | 0.606 | 0.000 |
| 32 | 1165 | 0.608 | 0.608 | 0.000 |
| 32 | 1300 | 0.609 | 0.609 | 0.000 |
| 35 | 376 | 0.607 | 0.607 | 0.000 |
| 35 | 405 | 0.606 | 0.606 | 0.000 |
| 35 | 425 | 0.606 | 0.606 | 0.000 |
| 35 | 492 | 0.606 | 0.606 | 0.000 |
| 35 | 501 | 0.607 | 0.607 | 0.000 |
| 35 | 521 | 0.605 | 0.605 | 0.000 |
| 50 | 300 | 0.604 | 0.604 | 0.000 |
| 50 | 756 | 0.606 | 0.606 | 0.000 |
| 50 | 1100 | 0.607 | 0.607 | 0.000 |
| 52 | 451 | 0.606 | 0.606 | 0.000 |
| 52 | 587 | 0.605 | 0.605 | 0.000 |
| 52 | 956 | 0.604 | 0.604 | 0.000 |
| 55 | 198 | 0.606 | 0.606 | 0.000 |
| 55 | 220 | 0.605 | 0.605 | 0.000 |
| 55 | 665 | 0.605 | 0.605 | 0.000 |
| 55 | 818 | 0.606 | 0.606 | 0.000 |
| 55 | 1057 | 0.609 | 0.608 | 0.000 |
| 55 | 1137 | 0.608 | 0.608 | 0.000 |
| 100 | 448 | 0.603 | 0.603 | 0.000 |
| 100 | 938 | 0.606 | 0.606 | 0.000 |
| 100 | 1051 | 0.606 | 0.606 | 0.000 |
| 102 | 921 | 0.606 | 0.606 | 0.000 |
| 102 | 1113 | 0.606 | 0.606 | 0.000 |
| 102 | 1234 | 0.605 | 0.604 | 0.000 |
| 105 | 134 | 0.606 | 0.606 | 0.000 |
| 105 | 367 | 0.604 | 0.604 | 0.000 |
| 105 | 440 | 0.605 | 0.605 | 0.000 |
| 105 | 477 | 0.607 | 0.606 | 0.000 |
| 105 | 556 | 0.606 | 0.606 | 0.000 |
| 105 | 1213 | 0.606 | 0.606 | 0.000 |
| Max | | 0.609 | 0.609 | 0.000 |
| Average | | 0.606 | 0.606 | 0.000 |
| Min | | 0.602 | 0.602 | 0.000 |
| Std Dev | | 0.001 | 0.001 | 0.000 |

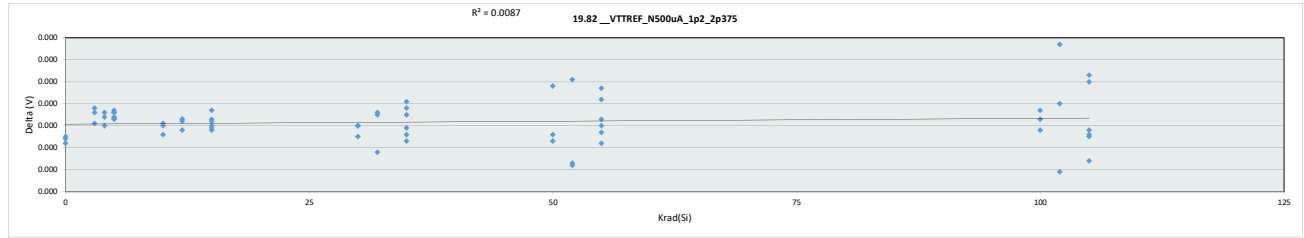


| 19.81_VTTREF_P100uA_1p2 | | | | | | | | | | | | | | | | |
|-------------------------|--------|-------------|-------|-------|-------|-------|-------|-------|-------|-------|-------|-------|-------|-------|-------|-------|
| Test Site | Tester | Test Number | Unit | | | | | | | | | | | | | |
| Max Limit | | | 0.612 | V | | | | | | | | | | | | |
| Min Limit | | | 0.588 | V | | | | | | | | | | | | |
| Krad(Si) | 0 | 3 | 4 | 5 | 10 | 12 | 15 | 30 | 32 | 35 | 50 | 52 | 55 | 100 | 102 | 105 |
| LL | 0.588 | 0.588 | 0.588 | 0.588 | 0.588 | 0.588 | 0.588 | 0.588 | 0.588 | 0.588 | 0.588 | 0.588 | 0.588 | 0.588 | 0.588 | 0.588 |
| Min | 0.606 | 0.605 | 0.604 | 0.604 | 0.602 | 0.604 | 0.605 | 0.604 | 0.607 | 0.606 | 0.605 | 0.604 | 0.605 | 0.603 | 0.604 | 0.604 |
| Average | 0.607 | 0.605 | 0.606 | 0.606 | 0.605 | 0.605 | 0.605 | 0.606 | 0.607 | 0.608 | 0.606 | 0.606 | 0.605 | 0.606 | 0.606 | 0.606 |
| Max | 0.607 | 0.606 | 0.609 | 0.607 | 0.606 | 0.607 | 0.609 | 0.607 | 0.609 | 0.607 | 0.607 | 0.607 | 0.608 | 0.606 | 0.606 | 0.606 |
| UL | 0.612 | 0.612 | 0.612 | 0.612 | 0.612 | 0.612 | 0.612 | 0.612 | 0.612 | 0.612 | 0.612 | 0.612 | 0.612 | 0.612 | 0.612 | 0.612 |

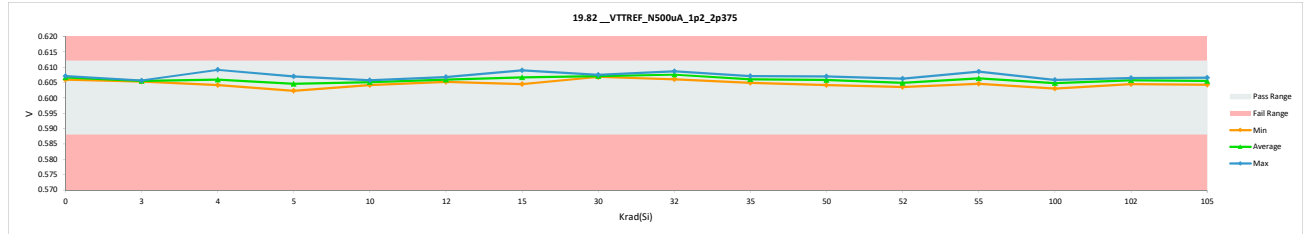


HDR TID Report
TPS7H3302-SP QML CALSS P

| 19.82_VTTREF_N500uA_1p2_2p375 | | | | |
|-------------------------------|----------|-------------|-------|-------|
| Test Site | Tester | Test Number | Unit | |
| | | | V | V |
| Max Limit | | | 0.612 | 0.612 |
| Min Limit | | | 0.588 | 0.588 |
| Krad(Si) | Serial # | PRE | POST | Delta |
| 0 | 775 | 0.606 | 0.606 | 0.000 |
| 0 | 1088 | 0.607 | 0.607 | 0.000 |
| 0 | 1106 | 0.607 | 0.607 | 0.000 |
| 3 | 817 | 0.605 | 0.605 | 0.000 |
| 3 | 825 | 0.606 | 0.606 | 0.000 |
| 3 | 833 | 0.606 | 0.606 | 0.000 |
| 4 | 547 | 0.604 | 0.604 | 0.000 |
| 4 | 645 | 0.605 | 0.605 | 0.000 |
| 4 | 788 | 0.609 | 0.609 | 0.000 |
| 5 | 959 | 0.605 | 0.605 | 0.000 |
| 5 | 991 | 0.603 | 0.603 | 0.000 |
| 5 | 1000 | 0.602 | 0.602 | 0.000 |
| 5 | 1011 | 0.603 | 0.604 | 0.000 |
| 5 | 1087 | 0.607 | 0.607 | 0.000 |
| 5 | 1097 | 0.607 | 0.607 | 0.000 |
| 10 | 180 | 0.605 | 0.605 | 0.000 |
| 10 | 236 | 0.606 | 0.606 | 0.000 |
| 10 | 246 | 0.604 | 0.604 | 0.000 |
| 12 | 190 | 0.607 | 0.607 | 0.000 |
| 12 | 266 | 0.605 | 0.605 | 0.000 |
| 12 | 308 | 0.606 | 0.606 | 0.000 |
| 15 | 848 | 0.608 | 0.608 | 0.000 |
| 15 | 878 | 0.605 | 0.604 | 0.000 |
| 15 | 880 | 0.608 | 0.608 | 0.000 |
| 15 | 942 | 0.606 | 0.606 | 0.000 |
| 15 | 947 | 0.605 | 0.605 | 0.000 |
| 15 | 962 | 0.609 | 0.609 | 0.000 |
| 30 | 1141 | 0.607 | 0.607 | 0.000 |
| 30 | 1242 | 0.607 | 0.607 | 0.000 |
| 30 | 1417 | 0.607 | 0.607 | 0.000 |
| 32 | 1126 | 0.606 | 0.606 | 0.000 |
| 32 | 1165 | 0.608 | 0.608 | 0.000 |
| 32 | 1300 | 0.609 | 0.609 | 0.000 |
| 35 | 376 | 0.607 | 0.607 | 0.000 |
| 35 | 405 | 0.606 | 0.606 | 0.000 |
| 35 | 425 | 0.606 | 0.606 | 0.000 |
| 35 | 492 | 0.606 | 0.606 | 0.000 |
| 35 | 501 | 0.607 | 0.607 | 0.000 |
| 35 | 521 | 0.605 | 0.605 | 0.000 |
| 50 | 300 | 0.604 | 0.604 | 0.000 |
| 50 | 756 | 0.606 | 0.606 | 0.000 |
| 50 | 1100 | 0.607 | 0.607 | 0.000 |
| 52 | 451 | 0.606 | 0.606 | 0.000 |
| 52 | 587 | 0.605 | 0.605 | 0.000 |
| 52 | 956 | 0.604 | 0.604 | 0.000 |
| 55 | 198 | 0.606 | 0.606 | 0.000 |
| 55 | 220 | 0.605 | 0.605 | 0.000 |
| 55 | 665 | 0.605 | 0.605 | 0.000 |
| 55 | 818 | 0.606 | 0.606 | 0.000 |
| 55 | 1057 | 0.609 | 0.609 | 0.000 |
| 55 | 1137 | 0.608 | 0.608 | 0.000 |
| 100 | 448 | 0.603 | 0.603 | 0.000 |
| 100 | 938 | 0.606 | 0.606 | 0.000 |
| 100 | 1051 | 0.606 | 0.606 | 0.000 |
| 102 | 921 | 0.606 | 0.607 | 0.000 |
| 102 | 1113 | 0.606 | 0.606 | 0.000 |
| 102 | 1234 | 0.605 | 0.604 | 0.000 |
| 105 | 134 | 0.606 | 0.606 | 0.000 |
| 105 | 367 | 0.604 | 0.604 | 0.000 |
| 105 | 440 | 0.605 | 0.605 | 0.000 |
| 105 | 477 | 0.607 | 0.607 | 0.000 |
| 105 | 556 | 0.606 | 0.606 | 0.000 |
| 105 | 1213 | 0.606 | 0.606 | 0.000 |
| Max | | 0.609 | 0.609 | 0.000 |
| Average | | 0.606 | 0.606 | 0.000 |
| Min | | 0.602 | 0.602 | 0.000 |
| Std Dev | | 0.001 | 0.001 | 0.000 |

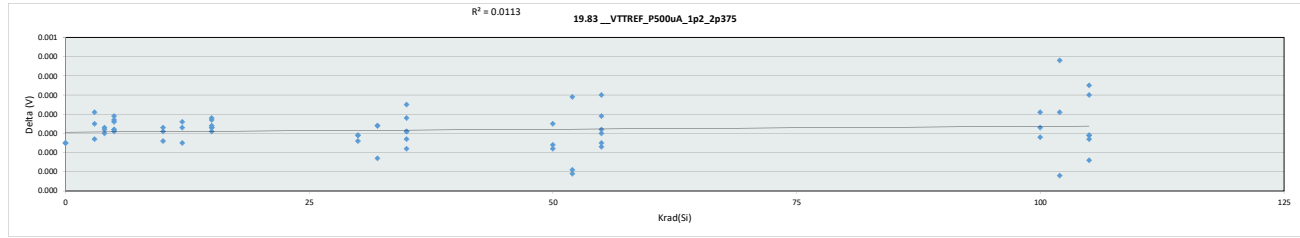


| 19.82_VTTREF_N500uA_1p2 | | | | | | | | | | | | | | | | |
|-------------------------|--------|-------------|-------|-------|-------|-------|-------|-------|-------|-------|-------|-------|-------|-------|-------|-------|
| Test Site | Tester | Test Number | Unit | | | | | | | | | | | | | |
| Max Limit | | | 0.612 | V | | | | | | | | | | | | |
| Min Limit | | | 0.588 | V | | | | | | | | | | | | |
| Krad(Si) | 0 | 3 | 4 | 5 | 10 | 12 | 15 | 30 | 32 | 35 | 50 | 52 | 55 | 100 | 102 | 105 |
| LL | 0.588 | 0.588 | 0.588 | 0.588 | 0.588 | 0.588 | 0.588 | 0.588 | 0.588 | 0.588 | 0.588 | 0.588 | 0.588 | 0.588 | 0.588 | 0.588 |
| Min | 0.606 | 0.605 | 0.604 | 0.604 | 0.602 | 0.604 | 0.604 | 0.604 | 0.605 | 0.606 | 0.605 | 0.604 | 0.605 | 0.603 | 0.604 | 0.604 |
| Average | 0.607 | 0.606 | 0.606 | 0.606 | 0.605 | 0.605 | 0.605 | 0.606 | 0.607 | 0.608 | 0.606 | 0.606 | 0.606 | 0.605 | 0.606 | 0.606 |
| Max | 0.607 | 0.606 | 0.609 | 0.609 | 0.607 | 0.606 | 0.607 | 0.609 | 0.607 | 0.609 | 0.607 | 0.607 | 0.607 | 0.606 | 0.606 | 0.607 |
| UL | 0.612 | 0.612 | 0.612 | 0.612 | 0.612 | 0.612 | 0.612 | 0.612 | 0.612 | 0.612 | 0.612 | 0.612 | 0.612 | 0.612 | 0.612 | 0.612 |

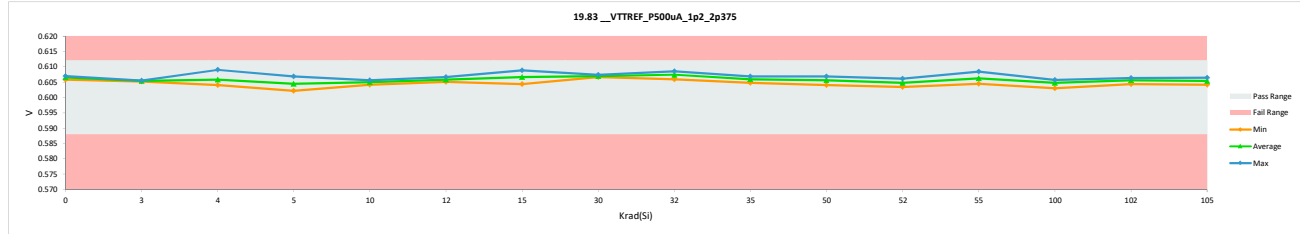


HDR TID Report
TPS7H3302-SP QML CALSS P

| 19.83_VTTREF_P500uA_1p2_2p375 | | | | |
|-------------------------------|----------|-------------|-------|-------|
| Test Site | Tester | Test Number | Unit | Unit |
| | | | V | V |
| Max Limit | | 0.612 | 0.612 | |
| Min Limit | | 0.588 | 0.588 | |
| Krad(Si) | Serial # | PRE | POST | Delta |
| 0 | 775 | 0.606 | 0.606 | 0.000 |
| 0 | 1088 | 0.607 | 0.607 | 0.000 |
| 0 | 1106 | 0.607 | 0.607 | 0.000 |
| 3 | 817 | 0.605 | 0.605 | 0.000 |
| 3 | 825 | 0.606 | 0.606 | 0.000 |
| 3 | 833 | 0.605 | 0.605 | 0.000 |
| 4 | 547 | 0.604 | 0.604 | 0.000 |
| 4 | 645 | 0.604 | 0.604 | 0.000 |
| 4 | 788 | 0.609 | 0.609 | 0.000 |
| 5 | 959 | 0.605 | 0.605 | 0.000 |
| 5 | 991 | 0.603 | 0.603 | 0.000 |
| 5 | 1000 | 0.602 | 0.602 | 0.000 |
| 5 | 1011 | 0.603 | 0.603 | 0.000 |
| 5 | 1087 | 0.607 | 0.607 | 0.000 |
| 5 | 1097 | 0.606 | 0.606 | 0.000 |
| 10 | 180 | 0.605 | 0.605 | 0.000 |
| 10 | 236 | 0.606 | 0.606 | 0.000 |
| 10 | 246 | 0.604 | 0.604 | 0.000 |
| 12 | 190 | 0.607 | 0.607 | 0.000 |
| 12 | 266 | 0.605 | 0.605 | 0.000 |
| 12 | 308 | 0.606 | 0.606 | 0.000 |
| 15 | 848 | 0.608 | 0.608 | 0.000 |
| 15 | 878 | 0.604 | 0.604 | 0.000 |
| 15 | 880 | 0.607 | 0.607 | 0.000 |
| 15 | 942 | 0.606 | 0.606 | 0.000 |
| 15 | 947 | 0.605 | 0.605 | 0.000 |
| 15 | 962 | 0.609 | 0.609 | 0.000 |
| 30 | 1141 | 0.607 | 0.607 | 0.000 |
| 30 | 1242 | 0.607 | 0.607 | 0.000 |
| 30 | 1417 | 0.607 | 0.607 | 0.000 |
| 32 | 1126 | 0.606 | 0.606 | 0.000 |
| 32 | 1165 | 0.608 | 0.608 | 0.000 |
| 32 | 1300 | 0.609 | 0.609 | 0.000 |
| 35 | 376 | 0.607 | 0.607 | 0.000 |
| 35 | 405 | 0.606 | 0.606 | 0.000 |
| 35 | 425 | 0.606 | 0.606 | 0.000 |
| 35 | 492 | 0.606 | 0.606 | 0.000 |
| 35 | 501 | 0.607 | 0.607 | 0.000 |
| 35 | 521 | 0.605 | 0.605 | 0.000 |
| 50 | 300 | 0.604 | 0.604 | 0.000 |
| 50 | 756 | 0.606 | 0.606 | 0.000 |
| 50 | 1100 | 0.607 | 0.607 | 0.000 |
| 52 | 451 | 0.606 | 0.606 | 0.000 |
| 52 | 587 | 0.605 | 0.605 | 0.000 |
| 52 | 956 | 0.604 | 0.603 | 0.000 |
| 55 | 198 | 0.606 | 0.606 | 0.000 |
| 55 | 220 | 0.605 | 0.605 | 0.000 |
| 55 | 665 | 0.605 | 0.605 | 0.000 |
| 55 | 818 | 0.606 | 0.606 | 0.000 |
| 55 | 1057 | 0.608 | 0.608 | 0.000 |
| 55 | 1137 | 0.608 | 0.608 | 0.000 |
| 100 | 448 | 0.603 | 0.603 | 0.000 |
| 100 | 938 | 0.606 | 0.606 | 0.000 |
| 100 | 1051 | 0.606 | 0.606 | 0.000 |
| 102 | 921 | 0.606 | 0.606 | 0.000 |
| 102 | 1113 | 0.606 | 0.606 | 0.000 |
| 102 | 1234 | 0.605 | 0.604 | 0.000 |
| 105 | 134 | 0.605 | 0.606 | 0.000 |
| 105 | 367 | 0.604 | 0.604 | 0.000 |
| 105 | 440 | 0.605 | 0.605 | 0.000 |
| 105 | 477 | 0.606 | 0.606 | 0.000 |
| 105 | 556 | 0.606 | 0.606 | 0.000 |
| 105 | 1213 | 0.606 | 0.606 | 0.000 |
| Max | | 0.609 | 0.609 | 0.000 |
| Average | | 0.606 | 0.606 | 0.000 |
| Min | | 0.602 | 0.602 | 0.000 |
| Std Dev | | 0.001 | 0.001 | 0.000 |

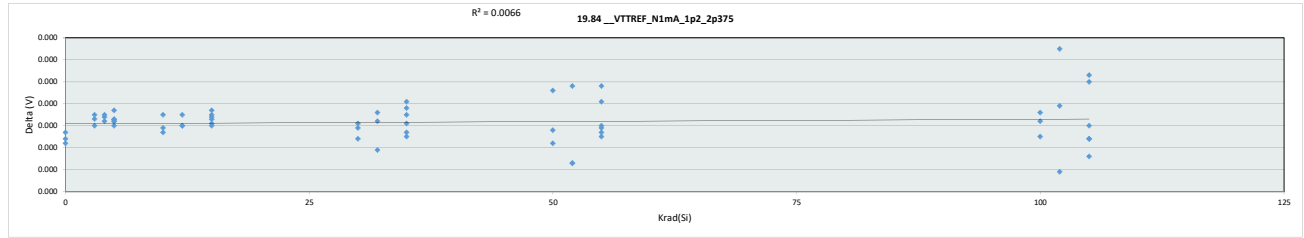


| 19.83_VTTREF_P500uA_1p2 | | | | | | | | | | | | | | | | |
|-------------------------|--------|-------------|-------|-------|-------|-------|-------|-------|-------|-------|-------|-------|-------|-------|-------|-------|
| Test Site | Tester | Test Number | Unit | Unit | | | | | | | | | | | | |
| | | | V | V | | | | | | | | | | | | |
| Max Limit | | 0.612 | 0.612 | | | | | | | | | | | | | |
| Min Limit | | 0.588 | 0.588 | | | | | | | | | | | | | |
| Krad(Si) | 0 | 3 | 4 | 5 | 10 | 12 | 15 | 30 | 32 | 35 | 50 | 52 | 55 | 100 | 102 | 105 |
| LL | 0.588 | 0.588 | 0.588 | 0.588 | 0.588 | 0.588 | 0.588 | 0.588 | 0.588 | 0.588 | 0.588 | 0.588 | 0.588 | 0.588 | 0.588 | 0.588 |
| Min | 0.606 | 0.605 | 0.604 | 0.604 | 0.602 | 0.604 | 0.605 | 0.604 | 0.606 | 0.605 | 0.604 | 0.603 | 0.605 | 0.603 | 0.604 | 0.604 |
| Average | 0.607 | 0.605 | 0.606 | 0.606 | 0.604 | 0.605 | 0.606 | 0.607 | 0.607 | 0.606 | 0.606 | 0.605 | 0.606 | 0.605 | 0.606 | 0.605 |
| Max | 0.607 | 0.606 | 0.609 | 0.609 | 0.607 | 0.606 | 0.607 | 0.609 | 0.607 | 0.607 | 0.607 | 0.607 | 0.607 | 0.606 | 0.606 | 0.606 |
| UL | 0.612 | 0.612 | 0.612 | 0.612 | 0.612 | 0.612 | 0.612 | 0.612 | 0.612 | 0.612 | 0.612 | 0.612 | 0.612 | 0.612 | 0.612 | 0.612 |

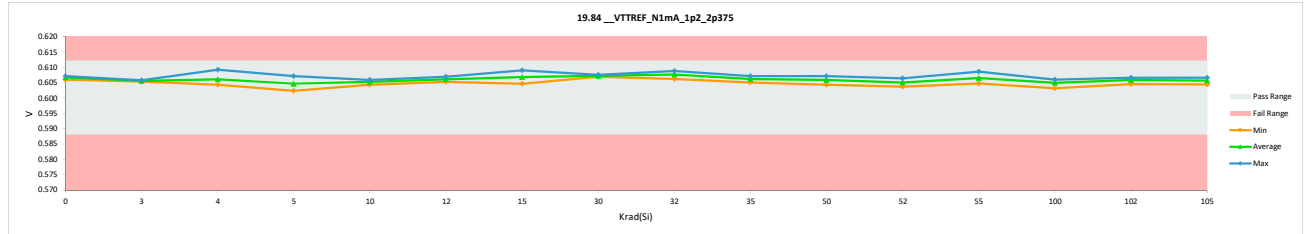


HDR TID Report
TPS7H3302-SP QML CALSS P

| 19.84_VTTREF_N1mA_1p2_2p375 | | | | |
|-----------------------------|----------|-------------|-------|-------|
| Test Site | Tester | Test Number | Unit | |
| | | | V | V |
| Max Limit | | | 0.612 | 0.612 |
| Min Limit | | | 0.588 | 0.588 |
| Krad(Si) | Serial # | PRE | POST | Delta |
| 0 | 775 | 0.606 | 0.606 | 0.000 |
| 0 | 1088 | 0.607 | 0.607 | 0.000 |
| 0 | 1106 | 0.607 | 0.607 | 0.000 |
| 3 | 817 | 0.605 | 0.605 | 0.000 |
| 3 | 825 | 0.606 | 0.606 | 0.000 |
| 3 | 833 | 0.606 | 0.606 | 0.000 |
| 4 | 547 | 0.604 | 0.604 | 0.000 |
| 4 | 645 | 0.605 | 0.605 | 0.000 |
| 4 | 788 | 0.609 | 0.609 | 0.000 |
| 5 | 959 | 0.605 | 0.605 | 0.000 |
| 5 | 991 | 0.603 | 0.603 | 0.000 |
| 5 | 1000 | 0.602 | 0.602 | 0.000 |
| 5 | 1011 | 0.604 | 0.604 | 0.000 |
| 5 | 1087 | 0.607 | 0.607 | 0.000 |
| 5 | 1097 | 0.607 | 0.607 | 0.000 |
| 10 | 180 | 0.605 | 0.605 | 0.000 |
| 10 | 236 | 0.606 | 0.606 | 0.000 |
| 10 | 246 | 0.604 | 0.604 | 0.000 |
| 12 | 190 | 0.607 | 0.607 | 0.000 |
| 12 | 266 | 0.605 | 0.605 | 0.000 |
| 12 | 308 | 0.606 | 0.606 | 0.000 |
| 15 | 848 | 0.608 | 0.608 | 0.000 |
| 15 | 878 | 0.605 | 0.605 | 0.000 |
| 15 | 880 | 0.608 | 0.608 | 0.000 |
| 15 | 942 | 0.606 | 0.606 | 0.000 |
| 15 | 947 | 0.605 | 0.605 | 0.000 |
| 15 | 962 | 0.609 | 0.609 | 0.000 |
| 30 | 1141 | 0.608 | 0.608 | 0.000 |
| 30 | 1242 | 0.607 | 0.607 | 0.000 |
| 30 | 1417 | 0.607 | 0.607 | 0.000 |
| 32 | 1126 | 0.606 | 0.606 | 0.000 |
| 32 | 1165 | 0.608 | 0.608 | 0.000 |
| 32 | 1300 | 0.609 | 0.609 | 0.000 |
| 35 | 376 | 0.607 | 0.607 | 0.000 |
| 35 | 405 | 0.606 | 0.606 | 0.000 |
| 35 | 425 | 0.606 | 0.606 | 0.000 |
| 35 | 492 | 0.606 | 0.606 | 0.000 |
| 35 | 501 | 0.607 | 0.607 | 0.000 |
| 35 | 521 | 0.605 | 0.605 | 0.000 |
| 50 | 300 | 0.604 | 0.604 | 0.000 |
| 50 | 756 | 0.606 | 0.606 | 0.000 |
| 50 | 1100 | 0.607 | 0.607 | 0.000 |
| 52 | 451 | 0.607 | 0.606 | 0.000 |
| 52 | 587 | 0.605 | 0.605 | 0.000 |
| 52 | 956 | 0.604 | 0.604 | 0.000 |
| 55 | 198 | 0.606 | 0.606 | 0.000 |
| 55 | 220 | 0.605 | 0.605 | 0.000 |
| 55 | 665 | 0.605 | 0.605 | 0.000 |
| 55 | 818 | 0.606 | 0.606 | 0.000 |
| 55 | 1057 | 0.609 | 0.609 | 0.000 |
| 55 | 1137 | 0.608 | 0.608 | 0.000 |
| 100 | 448 | 0.603 | 0.603 | 0.000 |
| 100 | 938 | 0.606 | 0.606 | 0.000 |
| 100 | 1051 | 0.606 | 0.606 | 0.000 |
| 102 | 921 | 0.607 | 0.607 | 0.000 |
| 102 | 1113 | 0.606 | 0.606 | 0.000 |
| 102 | 1234 | 0.605 | 0.605 | 0.000 |
| 105 | 134 | 0.606 | 0.606 | 0.000 |
| 105 | 367 | 0.605 | 0.604 | 0.000 |
| 105 | 440 | 0.605 | 0.605 | 0.000 |
| 105 | 477 | 0.607 | 0.607 | 0.000 |
| 105 | 556 | 0.606 | 0.606 | 0.000 |
| 105 | 1213 | 0.606 | 0.606 | 0.000 |
| Max | | 0.609 | 0.609 | 0.000 |
| Average | | 0.606 | 0.606 | 0.000 |
| Min | | 0.602 | 0.602 | 0.000 |
| Std Dev | | 0.001 | 0.001 | 0.000 |

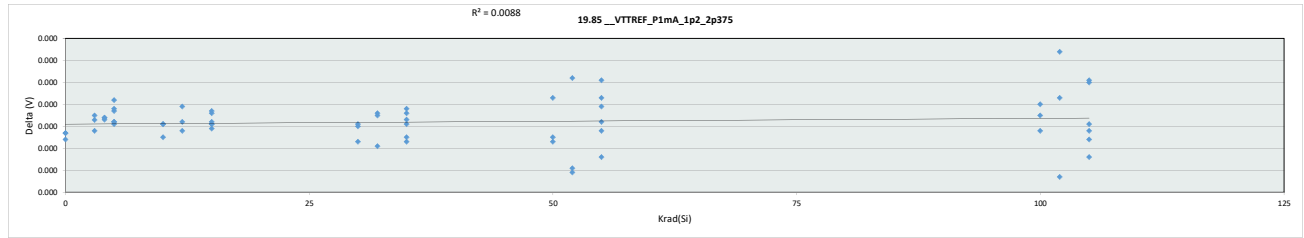


| 19.84_VTTREF_N1mA_1p2_2p375 | | | | | | | | | | | | | | | | |
|-----------------------------|--------|-------------|-------|-------|-------|-------|-------|-------|-------|-------|-------|-------|-------|-------|-------|-------|
| Test Site | Tester | Test Number | Unit | | | | | | | | | | | | | |
| Max Limit | | | 0.612 | V | | | | | | | | | | | | |
| Min Limit | | | 0.588 | V | | | | | | | | | | | | |
| Krad(Si) | 0 | 3 | 4 | 5 | 10 | 12 | 15 | 30 | 32 | 35 | 50 | 52 | 55 | 100 | 102 | 105 |
| LL | 0.588 | 0.588 | 0.588 | 0.588 | 0.588 | 0.588 | 0.588 | 0.588 | 0.588 | 0.588 | 0.588 | 0.588 | 0.588 | 0.588 | 0.588 | 0.588 |
| Min | 0.606 | 0.605 | 0.604 | 0.604 | 0.602 | 0.604 | 0.605 | 0.605 | 0.607 | 0.606 | 0.605 | 0.604 | 0.604 | 0.605 | 0.603 | 0.605 |
| Average | 0.607 | 0.606 | 0.606 | 0.606 | 0.605 | 0.605 | 0.605 | 0.606 | 0.607 | 0.608 | 0.606 | 0.606 | 0.606 | 0.606 | 0.605 | 0.606 |
| Max | 0.607 | 0.606 | 0.609 | 0.609 | 0.607 | 0.606 | 0.607 | 0.609 | 0.608 | 0.609 | 0.607 | 0.607 | 0.607 | 0.609 | 0.606 | 0.607 |
| UL | 0.612 | 0.612 | 0.612 | 0.612 | 0.612 | 0.612 | 0.612 | 0.612 | 0.612 | 0.612 | 0.612 | 0.612 | 0.612 | 0.612 | 0.612 | 0.612 |

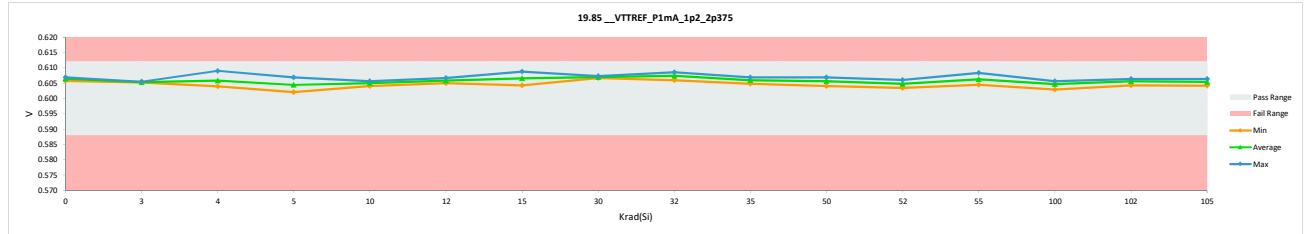


HDR TID Report
TPS7H3302-SP QML CALSS P

| 19.85_VTTREF_P1mA_1p2_2p375 | | | | |
|-----------------------------|----------|-------|-------|-------|
| Test Site | Serial # | PRE | POST | Delta |
| 0 | 775 | 0.606 | 0.606 | 0.000 |
| 0 | 1088 | 0.607 | 0.607 | 0.000 |
| 0 | 1106 | 0.607 | 0.607 | 0.000 |
| 3 | 817 | 0.605 | 0.605 | 0.000 |
| 3 | 825 | 0.605 | 0.605 | 0.000 |
| 3 | 833 | 0.605 | 0.605 | 0.000 |
| 4 | 547 | 0.604 | 0.604 | 0.000 |
| 4 | 645 | 0.604 | 0.604 | 0.000 |
| 4 | 788 | 0.609 | 0.609 | 0.000 |
| 5 | 959 | 0.605 | 0.605 | 0.000 |
| 5 | 991 | 0.603 | 0.603 | 0.000 |
| 5 | 1000 | 0.602 | 0.602 | 0.000 |
| 5 | 1011 | 0.603 | 0.603 | 0.000 |
| 5 | 1087 | 0.607 | 0.607 | 0.000 |
| 5 | 1097 | 0.606 | 0.606 | 0.000 |
| 10 | 180 | 0.605 | 0.605 | 0.000 |
| 10 | 236 | 0.606 | 0.606 | 0.000 |
| 10 | 246 | 0.604 | 0.604 | 0.000 |
| 12 | 190 | 0.607 | 0.607 | 0.000 |
| 12 | 266 | 0.605 | 0.605 | 0.000 |
| 12 | 308 | 0.606 | 0.606 | 0.000 |
| 15 | 848 | 0.608 | 0.608 | 0.000 |
| 15 | 878 | 0.604 | 0.604 | 0.000 |
| 15 | 880 | 0.607 | 0.607 | 0.000 |
| 15 | 942 | 0.606 | 0.606 | 0.000 |
| 15 | 947 | 0.605 | 0.605 | 0.000 |
| 15 | 962 | 0.609 | 0.609 | 0.000 |
| 30 | 1141 | 0.607 | 0.607 | 0.000 |
| 30 | 1242 | 0.607 | 0.607 | 0.000 |
| 30 | 1417 | 0.607 | 0.607 | 0.000 |
| 32 | 1126 | 0.606 | 0.606 | 0.000 |
| 32 | 1165 | 0.608 | 0.608 | 0.000 |
| 32 | 1300 | 0.609 | 0.609 | 0.000 |
| 35 | 376 | 0.607 | 0.607 | 0.000 |
| 35 | 405 | 0.606 | 0.606 | 0.000 |
| 35 | 425 | 0.606 | 0.606 | 0.000 |
| 35 | 492 | 0.606 | 0.606 | 0.000 |
| 35 | 501 | 0.607 | 0.607 | 0.000 |
| 35 | 521 | 0.605 | 0.605 | 0.000 |
| 50 | 300 | 0.604 | 0.604 | 0.000 |
| 50 | 756 | 0.606 | 0.606 | 0.000 |
| 50 | 1100 | 0.607 | 0.607 | 0.000 |
| 52 | 451 | 0.606 | 0.606 | 0.000 |
| 52 | 587 | 0.605 | 0.605 | 0.000 |
| 52 | 956 | 0.604 | 0.603 | 0.000 |
| 55 | 198 | 0.606 | 0.606 | 0.000 |
| 55 | 220 | 0.604 | 0.604 | 0.000 |
| 55 | 665 | 0.605 | 0.605 | 0.000 |
| 55 | 818 | 0.606 | 0.606 | 0.000 |
| 55 | 1057 | 0.608 | 0.608 | 0.000 |
| 55 | 1137 | 0.608 | 0.608 | 0.000 |
| 100 | 448 | 0.603 | 0.603 | 0.000 |
| 100 | 938 | 0.606 | 0.606 | 0.000 |
| 100 | 1051 | 0.605 | 0.605 | 0.000 |
| 102 | 921 | 0.606 | 0.606 | 0.000 |
| 102 | 1113 | 0.606 | 0.606 | 0.000 |
| 102 | 1234 | 0.605 | 0.604 | 0.000 |
| 105 | 134 | 0.605 | 0.606 | 0.000 |
| 105 | 367 | 0.604 | 0.604 | 0.000 |
| 105 | 440 | 0.604 | 0.605 | 0.000 |
| 105 | 477 | 0.606 | 0.606 | 0.000 |
| 105 | 556 | 0.606 | 0.606 | 0.000 |
| 105 | 1213 | 0.606 | 0.606 | 0.000 |
| Max | | 0.609 | 0.609 | 0.000 |
| Average | | 0.606 | 0.606 | 0.000 |
| Min | | 0.602 | 0.602 | 0.000 |
| Std Dev | | 0.001 | 0.001 | 0.000 |

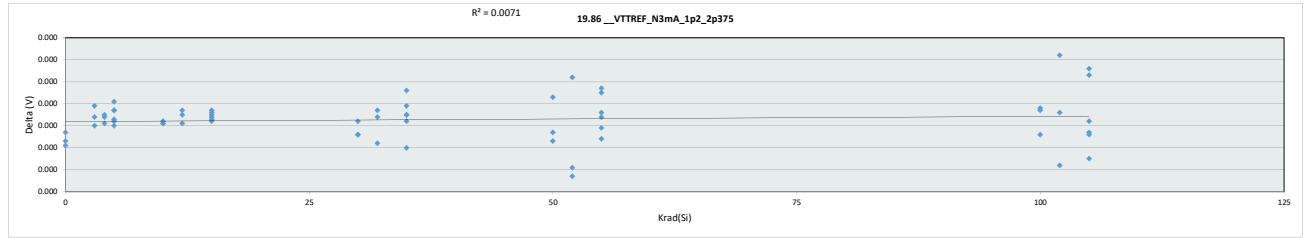


| 19.85_VTTREF_P1mA_1p2_2p375 | | | | | | | | | | | | | | | | |
|-----------------------------|-------|-------|-------|-------|-------|-------|-------|-------|-------|-------|-------|-------|-------|-------|-------|-------|
| Krad(S) | 0 | 3 | 4 | 5 | 10 | 12 | 15 | 30 | 32 | 35 | 50 | 52 | 55 | 100 | 102 | 105 |
| LL | 0.588 | 0.588 | 0.588 | 0.588 | 0.588 | 0.588 | 0.588 | 0.588 | 0.588 | 0.588 | 0.588 | 0.588 | 0.588 | 0.588 | 0.588 | 0.588 |
| Min | 0.606 | 0.605 | 0.604 | 0.604 | 0.602 | 0.604 | 0.605 | 0.604 | 0.607 | 0.606 | 0.605 | 0.604 | 0.603 | 0.604 | 0.603 | 0.604 |
| Average | 0.606 | 0.605 | 0.606 | 0.606 | 0.604 | 0.605 | 0.606 | 0.607 | 0.607 | 0.607 | 0.606 | 0.605 | 0.606 | 0.605 | 0.606 | 0.605 |
| Max | 0.607 | 0.605 | 0.609 | 0.607 | 0.606 | 0.607 | 0.609 | 0.607 | 0.609 | 0.607 | 0.607 | 0.607 | 0.608 | 0.606 | 0.606 | 0.606 |
| UL | 0.612 | 0.612 | 0.612 | 0.612 | 0.612 | 0.612 | 0.612 | 0.612 | 0.612 | 0.612 | 0.612 | 0.612 | 0.612 | 0.612 | 0.612 | 0.612 |

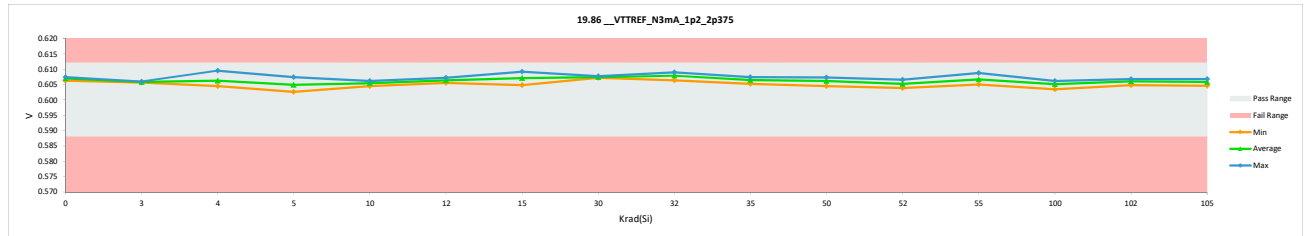


HDR TID Report
TPS7H3302-SP QML CALSS P

| 19.86_VTTREF_N3mA_1p2_2p375 | | | | |
|-----------------------------|----------|-------------|-------|-------|
| Test Site | Tester | Test Number | Unit | |
| | | | V | V |
| Max Limit | | | 0.612 | 0.612 |
| Min Limit | | | 0.588 | 0.588 |
| Krad(Si) | Serial # | PRE | POST | Delta |
| 0 | 775 | 0.606 | 0.606 | 0.000 |
| 0 | 1088 | 0.607 | 0.607 | 0.000 |
| 0 | 1106 | 0.607 | 0.607 | 0.000 |
| 3 | 817 | 0.606 | 0.606 | 0.000 |
| 3 | 825 | 0.606 | 0.606 | 0.000 |
| 3 | 833 | 0.606 | 0.606 | 0.000 |
| 4 | 547 | 0.604 | 0.604 | 0.000 |
| 4 | 645 | 0.605 | 0.605 | 0.000 |
| 4 | 788 | 0.609 | 0.610 | 0.000 |
| 5 | 959 | 0.605 | 0.605 | 0.000 |
| 5 | 991 | 0.603 | 0.603 | 0.000 |
| 5 | 1000 | 0.603 | 0.603 | 0.000 |
| 5 | 1011 | 0.604 | 0.604 | 0.000 |
| 5 | 1087 | 0.607 | 0.607 | 0.000 |
| 5 | 1097 | 0.607 | 0.607 | 0.000 |
| 10 | 180 | 0.606 | 0.606 | 0.000 |
| 10 | 236 | 0.606 | 0.606 | 0.000 |
| 10 | 246 | 0.605 | 0.605 | 0.000 |
| 12 | 190 | 0.607 | 0.607 | 0.000 |
| 12 | 266 | 0.606 | 0.606 | 0.000 |
| 12 | 308 | 0.606 | 0.606 | 0.000 |
| 15 | 848 | 0.608 | 0.609 | 0.000 |
| 15 | 878 | 0.605 | 0.605 | 0.000 |
| 15 | 880 | 0.608 | 0.608 | 0.000 |
| 15 | 942 | 0.606 | 0.606 | 0.000 |
| 15 | 947 | 0.605 | 0.605 | 0.000 |
| 15 | 962 | 0.609 | 0.609 | 0.000 |
| 30 | 1141 | 0.608 | 0.608 | 0.000 |
| 30 | 1242 | 0.607 | 0.607 | 0.000 |
| 30 | 1417 | 0.607 | 0.607 | 0.000 |
| 32 | 1126 | 0.607 | 0.606 | 0.000 |
| 32 | 1165 | 0.608 | 0.608 | 0.000 |
| 32 | 1300 | 0.609 | 0.609 | 0.000 |
| 35 | 376 | 0.607 | 0.607 | 0.000 |
| 35 | 405 | 0.606 | 0.606 | 0.000 |
| 35 | 425 | 0.606 | 0.606 | 0.000 |
| 35 | 492 | 0.606 | 0.606 | 0.000 |
| 35 | 501 | 0.607 | 0.607 | 0.000 |
| 35 | 521 | 0.605 | 0.605 | 0.000 |
| 50 | 300 | 0.605 | 0.605 | 0.000 |
| 50 | 756 | 0.606 | 0.607 | 0.000 |
| 50 | 1100 | 0.607 | 0.607 | 0.000 |
| 52 | 451 | 0.607 | 0.607 | 0.000 |
| 52 | 587 | 0.605 | 0.605 | 0.000 |
| 52 | 956 | 0.604 | 0.604 | 0.000 |
| 55 | 198 | 0.607 | 0.607 | 0.000 |
| 55 | 220 | 0.605 | 0.605 | 0.000 |
| 55 | 665 | 0.605 | 0.606 | 0.000 |
| 55 | 818 | 0.606 | 0.606 | 0.000 |
| 55 | 1057 | 0.609 | 0.609 | 0.000 |
| 55 | 1137 | 0.608 | 0.608 | 0.000 |
| 100 | 448 | 0.603 | 0.603 | 0.000 |
| 100 | 938 | 0.606 | 0.606 | 0.000 |
| 100 | 1051 | 0.606 | 0.606 | 0.000 |
| 102 | 921 | 0.607 | 0.607 | 0.000 |
| 102 | 1113 | 0.606 | 0.607 | 0.000 |
| 102 | 1234 | 0.605 | 0.605 | 0.000 |
| 105 | 194 | 0.606 | 0.606 | 0.000 |
| 105 | 367 | 0.605 | 0.605 | 0.000 |
| 105 | 440 | 0.605 | 0.605 | 0.000 |
| 105 | 477 | 0.607 | 0.607 | 0.000 |
| 105 | 556 | 0.606 | 0.606 | 0.000 |
| 105 | 1213 | 0.606 | 0.606 | 0.000 |
| Max | | 0.609 | 0.610 | 0.000 |
| Average | | 0.606 | 0.606 | 0.000 |
| Min | | 0.603 | 0.603 | 0.000 |
| Std Dev | | 0.001 | 0.001 | 0.000 |

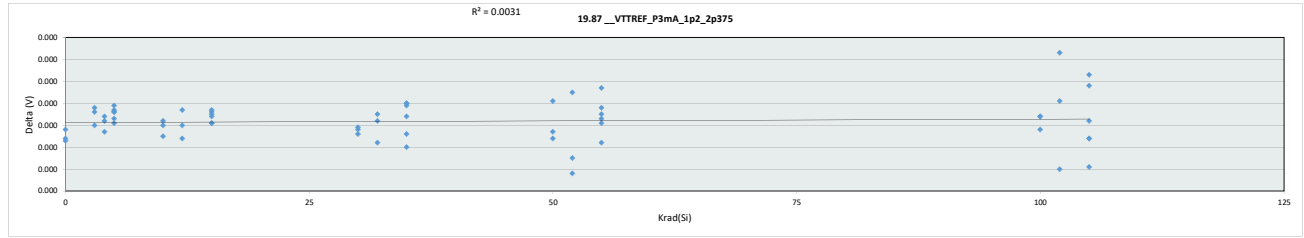


| 19.86_VTTREF_N3mA_1p2_2p375 | | | | | | | | | | | | | | | | |
|-----------------------------|--------|-------------|-------|-------|-------|-------|-------|-------|-------|-------|-------|-------|-------|-------|-------|-------|
| Test Site | Tester | Test Number | Unit | | | | | | | | | | | | | |
| Max Limit | | | 0.612 | V | | | | | | | | | | | | |
| Min Limit | | | 0.588 | V | | | | | | | | | | | | |
| Krad(Si) | 0 | 3 | 4 | 5 | 10 | 12 | 15 | 30 | 32 | 35 | 50 | 52 | 55 | 100 | 102 | 105 |
| LL | 0.588 | 0.588 | 0.588 | 0.588 | 0.588 | 0.588 | 0.588 | 0.588 | 0.588 | 0.588 | 0.588 | 0.588 | 0.588 | 0.588 | 0.588 | 0.588 |
| Min | 0.606 | 0.606 | 0.605 | 0.605 | 0.603 | 0.605 | 0.605 | 0.606 | 0.605 | 0.606 | 0.605 | 0.604 | 0.605 | 0.605 | 0.603 | 0.605 |
| Average | 0.607 | 0.606 | 0.606 | 0.606 | 0.605 | 0.605 | 0.606 | 0.607 | 0.607 | 0.608 | 0.606 | 0.606 | 0.607 | 0.605 | 0.606 | 0.606 |
| Max | 0.607 | 0.606 | 0.610 | 0.607 | 0.606 | 0.606 | 0.607 | 0.609 | 0.608 | 0.609 | 0.607 | 0.607 | 0.609 | 0.606 | 0.607 | 0.607 |
| UL | 0.612 | 0.612 | 0.612 | 0.612 | 0.612 | 0.612 | 0.612 | 0.612 | 0.612 | 0.612 | 0.612 | 0.612 | 0.612 | 0.612 | 0.612 | 0.612 |

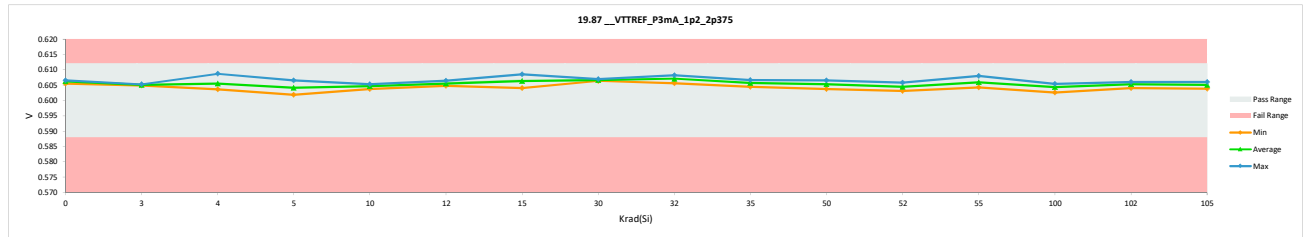


HDR TID Report
TPS7H3302-SP QML CALSS P

| 19.87_VTTREF_P3mA_1p2_2p375 | | | | |
|-----------------------------|----------|-------------|-------|-----------|
| Test Site | Tester | Test Number | Unit | Max Limit |
| | | | V | 0.612 |
| | | | V | 0.588 |
| Krad(Si) | Serial # | PRE | POST | Delta |
| 0 | 775 | 0.606 | 0.606 | 0.000 |
| 0 | 1088 | 0.607 | 0.607 | 0.000 |
| 0 | 1106 | 0.607 | 0.607 | 0.000 |
| 3 | 817 | 0.605 | 0.605 | 0.000 |
| 3 | 825 | 0.605 | 0.605 | 0.000 |
| 3 | 833 | 0.605 | 0.605 | 0.000 |
| 4 | 547 | 0.604 | 0.604 | 0.000 |
| 4 | 645 | 0.604 | 0.604 | 0.000 |
| 4 | 788 | 0.609 | 0.609 | 0.000 |
| 5 | 959 | 0.605 | 0.605 | 0.000 |
| 5 | 991 | 0.603 | 0.603 | 0.000 |
| 5 | 1000 | 0.602 | 0.602 | 0.000 |
| 5 | 1011 | 0.603 | 0.603 | 0.000 |
| 5 | 1087 | 0.607 | 0.607 | 0.000 |
| 5 | 1097 | 0.606 | 0.606 | 0.000 |
| 10 | 180 | 0.605 | 0.605 | 0.000 |
| 10 | 236 | 0.605 | 0.605 | 0.000 |
| 10 | 246 | 0.604 | 0.604 | 0.000 |
| 12 | 190 | 0.606 | 0.606 | 0.000 |
| 12 | 266 | 0.605 | 0.605 | 0.000 |
| 12 | 308 | 0.606 | 0.606 | 0.000 |
| 15 | 848 | 0.608 | 0.608 | 0.000 |
| 15 | 878 | 0.604 | 0.604 | 0.000 |
| 15 | 880 | 0.607 | 0.607 | 0.000 |
| 15 | 942 | 0.606 | 0.606 | 0.000 |
| 15 | 947 | 0.605 | 0.605 | 0.000 |
| 15 | 962 | 0.608 | 0.609 | 0.000 |
| 30 | 1141 | 0.607 | 0.607 | 0.000 |
| 30 | 1242 | 0.606 | 0.606 | 0.000 |
| 30 | 1417 | 0.607 | 0.607 | 0.000 |
| 32 | 1126 | 0.606 | 0.606 | 0.000 |
| 32 | 1165 | 0.607 | 0.608 | 0.000 |
| 32 | 1300 | 0.608 | 0.608 | 0.000 |
| 35 | 376 | 0.607 | 0.607 | 0.000 |
| 35 | 405 | 0.605 | 0.605 | 0.000 |
| 35 | 425 | 0.605 | 0.605 | 0.000 |
| 35 | 492 | 0.605 | 0.606 | 0.000 |
| 35 | 501 | 0.607 | 0.607 | 0.000 |
| 35 | 521 | 0.605 | 0.604 | 0.000 |
| 50 | 300 | 0.604 | 0.604 | 0.000 |
| 50 | 756 | 0.606 | 0.606 | 0.000 |
| 50 | 1100 | 0.607 | 0.607 | 0.000 |
| 52 | 451 | 0.606 | 0.606 | 0.000 |
| 52 | 587 | 0.604 | 0.604 | 0.000 |
| 52 | 956 | 0.603 | 0.603 | 0.000 |
| 55 | 198 | 0.606 | 0.606 | 0.000 |
| 55 | 220 | 0.604 | 0.604 | 0.000 |
| 55 | 665 | 0.605 | 0.605 | 0.000 |
| 55 | 818 | 0.605 | 0.605 | 0.000 |
| 55 | 1057 | 0.608 | 0.608 | 0.000 |
| 55 | 1137 | 0.607 | 0.607 | 0.000 |
| 100 | 448 | 0.603 | 0.603 | 0.000 |
| 100 | 938 | 0.605 | 0.605 | 0.000 |
| 100 | 1051 | 0.605 | 0.605 | 0.000 |
| 102 | 921 | 0.606 | 0.606 | 0.000 |
| 102 | 1113 | 0.606 | 0.606 | 0.000 |
| 102 | 1234 | 0.604 | 0.604 | 0.000 |
| 105 | 134 | 0.605 | 0.605 | 0.000 |
| 105 | 367 | 0.604 | 0.604 | 0.000 |
| 105 | 440 | 0.604 | 0.604 | 0.000 |
| 105 | 477 | 0.606 | 0.606 | 0.000 |
| 105 | 556 | 0.606 | 0.605 | 0.000 |
| 105 | 1213 | 0.605 | 0.605 | 0.000 |
| | Max | 0.609 | 0.609 | 0.000 |
| | Average | 0.605 | 0.605 | 0.000 |
| | Min | 0.602 | 0.602 | 0.000 |
| | Std Dev | 0.001 | 0.001 | 0.000 |

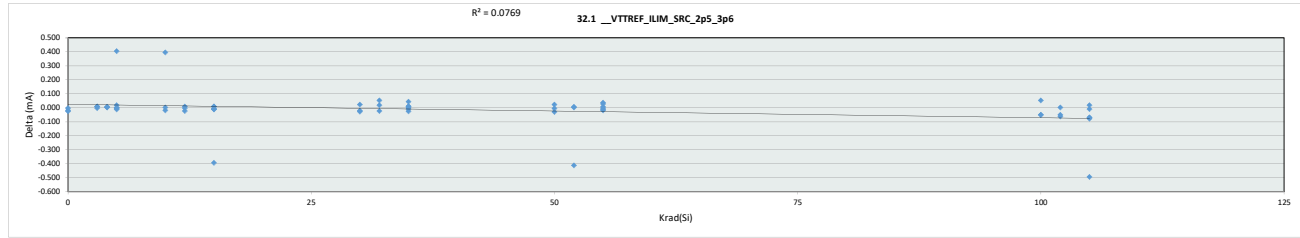


| 19.87_VTTREF_P3mA_1p2_2p375 | | | | | | | | | | | | | | | | |
|-----------------------------|--------|-------------|-----------|-----------|-------|-------|-------|-------|-------|-------|-------|-------|-------|-------|-------|-------|
| Test Site | Tester | Test Number | Max Limit | Min Limit | | | | | | | | | | | | |
| | | | 0.612 | 0.588 | | | | | | | | | | | | |
| | | | V | V | | | | | | | | | | | | |
| Krad(Si) | 0 | 3 | 4 | 5 | 10 | 12 | 15 | 30 | 32 | 35 | 50 | 52 | 55 | 100 | 102 | 105 |
| LL | 0.588 | 0.588 | 0.588 | 0.588 | 0.588 | 0.588 | 0.588 | 0.588 | 0.588 | 0.588 | 0.588 | 0.588 | 0.588 | 0.588 | 0.588 | 0.588 |
| Min | 0.606 | 0.605 | 0.604 | 0.604 | 0.602 | 0.604 | 0.605 | 0.604 | 0.606 | 0.606 | 0.604 | 0.604 | 0.603 | 0.604 | 0.603 | 0.604 |
| Average | 0.606 | 0.605 | 0.606 | 0.604 | 0.605 | 0.606 | 0.606 | 0.606 | 0.607 | 0.607 | 0.606 | 0.605 | 0.604 | 0.606 | 0.604 | 0.605 |
| Max | 0.607 | 0.605 | 0.609 | 0.607 | 0.605 | 0.606 | 0.609 | 0.607 | 0.608 | 0.607 | 0.607 | 0.607 | 0.608 | 0.607 | 0.608 | 0.606 |
| UL | 0.612 | 0.612 | 0.612 | 0.612 | 0.612 | 0.612 | 0.612 | 0.612 | 0.612 | 0.612 | 0.612 | 0.612 | 0.612 | 0.612 | 0.612 | 0.612 |

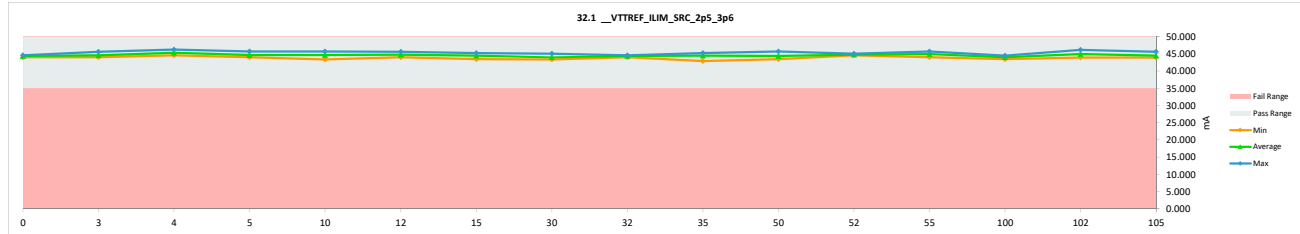


HDR TID Report
TPS7H3302-SP QML CALSS P

| 32.1_VTTREF_ILIM_SRC_2p5_3p6 | | | | |
|------------------------------|----------|--------|--------|--------|
| Test Site | Serial # | PRE | POST | Delta |
| 0 | 775 | 44.517 | 44.516 | -0.002 |
| 0 | 1088 | 44.583 | 44.558 | -0.025 |
| 0 | 1106 | 44.041 | 44.022 | -0.019 |
| 3 | 817 | 44.039 | 44.049 | 0.009 |
| 3 | 825 | 44.063 | 44.070 | 0.008 |
| 3 | 833 | 45.623 | 45.619 | -0.003 |
| 4 | 847 | 44.572 | 44.576 | 0.005 |
| 4 | 645 | 46.217 | 46.220 | 0.003 |
| 4 | 788 | 45.155 | 45.162 | 0.006 |
| 5 | 959 | 44.556 | 44.556 | 0.000 |
| 5 | 991 | 44.002 | 43.991 | -0.011 |
| 5 | 1000 | 44.078 | 44.483 | 0.405 |
| 5 | 1011 | 45.694 | 45.693 | -0.002 |
| 5 | 1087 | 44.553 | 44.553 | 0.000 |
| 5 | 1097 | 44.525 | 44.544 | 0.019 |
| 10 | 180 | 43.391 | 43.395 | 0.003 |
| 10 | 236 | 44.637 | 45.033 | 0.396 |
| 10 | 246 | 45.716 | 45.697 | -0.019 |
| 12 | 190 | 45.612 | 45.610 | -0.002 |
| 12 | 266 | 44.570 | 44.547 | -0.023 |
| 12 | 308 | 44.045 | 44.055 | 0.009 |
| 15 | 848 | 44.570 | 44.579 | 0.009 |
| 15 | 878 | 44.621 | 44.609 | -0.012 |
| 15 | 880 | 44.581 | 44.575 | -0.006 |
| 15 | 942 | 45.587 | 45.193 | -0.394 |
| 15 | 947 | 43.449 | 43.440 | -0.009 |
| 15 | 962 | 44.478 | 44.486 | 0.008 |
| 30 | 1141 | 43.384 | 43.405 | 0.022 |
| 30 | 1242 | 45.079 | 45.059 | -0.020 |
| 30 | 1417 | 43.507 | 43.479 | -0.028 |
| 32 | 1126 | 44.006 | 44.025 | 0.019 |
| 32 | 1165 | 44.595 | 44.572 | -0.023 |
| 32 | 1300 | 44.475 | 44.528 | 0.053 |
| 35 | 376 | 45.190 | 45.197 | 0.008 |
| 35 | 405 | 42.873 | 42.873 | 0.000 |
| 35 | 425 | 44.534 | 44.578 | 0.044 |
| 35 | 492 | 45.160 | 45.151 | -0.009 |
| 35 | 501 | 44.052 | 44.025 | -0.027 |
| 35 | 521 | 45.036 | 45.047 | 0.011 |
| 50 | 300 | 43.483 | 43.454 | -0.030 |
| 50 | 756 | 45.630 | 45.654 | 0.023 |
| 50 | 1100 | 43.997 | 43.992 | -0.005 |
| 52 | 451 | 45.034 | 44.623 | -0.411 |
| 52 | 587 | 45.031 | 45.034 | 0.003 |
| 52 | 956 | 44.573 | 44.579 | 0.006 |
| 55 | 198 | 45.713 | 45.694 | -0.019 |
| 55 | 220 | 44.525 | 44.551 | 0.027 |
| 55 | 665 | 45.677 | 45.714 | 0.037 |
| 55 | 818 | 44.520 | 44.509 | -0.011 |
| 55 | 1057 | 44.042 | 44.039 | -0.003 |
| 55 | 1137 | 45.191 | 45.197 | 0.006 |
| 100 | 448 | 43.943 | 43.994 | 0.051 |
| 100 | 938 | 43.521 | 43.471 | -0.050 |
| 100 | 1051 | 44.562 | 44.512 | -0.050 |
| 102 | 921 | 44.634 | 44.584 | -0.050 |
| 102 | 1113 | 46.188 | 46.189 | 0.002 |
| 102 | 1234 | 44.017 | 43.955 | -0.062 |
| 105 | 194 | 44.531 | 44.550 | 0.019 |
| 105 | 367 | 45.722 | 45.644 | -0.078 |
| 105 | 440 | 43.980 | 43.971 | -0.009 |
| 105 | 477 | 44.578 | 44.083 | -0.495 |
| 105 | 556 | 44.587 | 44.517 | -0.070 |
| 105 | 1213 | 44.016 | 43.947 | -0.069 |
| Max | | 46.217 | 46.220 | 0.405 |
| Average | | 44.588 | 44.575 | -0.013 |
| Min | | 42.873 | 42.873 | -0.495 |
| Std Dev | | 0.730 | 0.725 | 0.122 |

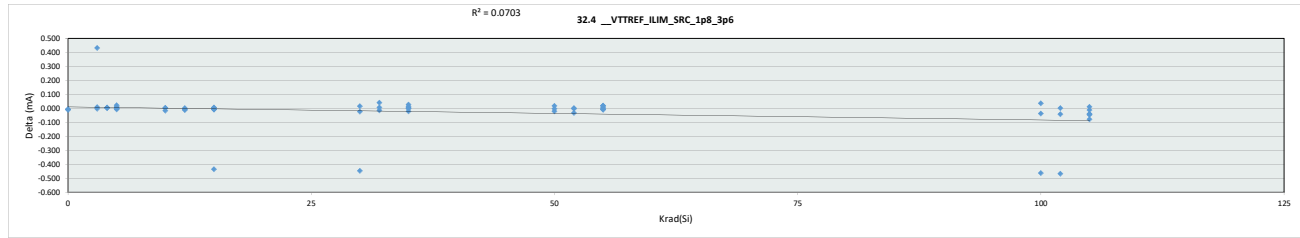


| 32.1_VTTREF_ILIM_SRC_2p5 | | | | | | | | | | | | | | | | | |
|--------------------------|----------|--------|--------|--------|--------|--------|--------|--------|--------|--------|--------|--------|--------|--------|--------|--------|--------|
| Test Site | Serial # | PRE | POST | Delta | | | | | | | | | | | | | |
| 0 | 3 | 35.000 | 35.000 | 0.000 | | | | | | | | | | | | | |
| 4 | 5 | 35.000 | 35.000 | 0.000 | | | | | | | | | | | | | |
| 10 | 12 | 35.000 | 35.000 | 0.000 | | | | | | | | | | | | | |
| 15 | 30 | 35.000 | 35.000 | 0.000 | | | | | | | | | | | | | |
| 32 | 32 | 35.000 | 35.000 | 0.000 | | | | | | | | | | | | | |
| 35 | 50 | 35.000 | 35.000 | 0.000 | | | | | | | | | | | | | |
| 52 | 52 | 35.000 | 35.000 | 0.000 | | | | | | | | | | | | | |
| 55 | 100 | 35.000 | 35.000 | 0.000 | | | | | | | | | | | | | |
| 102 | 102 | 35.000 | 35.000 | 0.000 | | | | | | | | | | | | | |
| 105 | 105 | 35.000 | 35.000 | 0.000 | | | | | | | | | | | | | |
| LL | | 35.000 | 35.000 | 0.000 | | | | | | | | | | | | | |
| Min | | 44.022 | 44.049 | 44.576 | 43.991 | 43.395 | 44.055 | 43.440 | 43.405 | 44.025 | 42.873 | 43.454 | 44.579 | 44.039 | 43.471 | 43.955 | 43.947 |
| Average | | 44.365 | 44.579 | 45.319 | 44.636 | 44.708 | 44.737 | 44.480 | 43.981 | 44.375 | 44.478 | 44.367 | 44.745 | 44.951 | 43.992 | 44.910 | 44.452 |
| Max | | 44.558 | 45.619 | 46.220 | 45.693 | 45.697 | 45.610 | 45.193 | 45.059 | 44.572 | 45.198 | 45.654 | 45.034 | 45.714 | 44.512 | 46.189 | 45.644 |
| UL | | | | | | | | | | | | | | | | | |

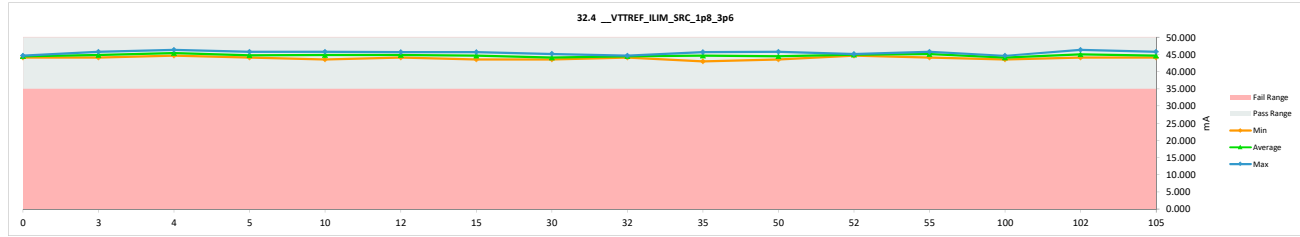


HDR TID Report
TPS7H3302-SP QML CALSS P

| 32.4_VTTREF_ILIM_SRC_1p8_3p6 | | | | |
|------------------------------|----------|--------|--------|--------|
| Test Site | Serial # | PRE | POST | Delta |
| 0 | 775 | 44.631 | 44.626 | -0.005 |
| 0 | 1088 | 44.664 | 44.654 | -0.009 |
| 0 | 1106 | 44.122 | 44.112 | -0.009 |
| 3 | 817 | 44.118 | 44.126 | 0.008 |
| 3 | 825 | 44.132 | 44.565 | 0.433 |
| 3 | 833 | 45.736 | 45.735 | -0.001 |
| 4 | 547 | 44.664 | 44.670 | 0.006 |
| 4 | 645 | 46.319 | 46.320 | 0.002 |
| 4 | 788 | 45.236 | 45.241 | 0.005 |
| 5 | 959 | 44.654 | 44.656 | 0.002 |
| 5 | 991 | 44.095 | 44.097 | 0.001 |
| 5 | 1000 | 44.579 | 44.601 | 0.022 |
| 5 | 1011 | 45.781 | 45.781 | 0.000 |
| 5 | 1087 | 44.656 | 44.650 | -0.006 |
| 5 | 1097 | 44.639 | 44.650 | 0.011 |
| 10 | 180 | 43.504 | 43.507 | 0.003 |
| 10 | 236 | 45.140 | 45.145 | 0.005 |
| 10 | 246 | 45.795 | 45.780 | -0.016 |
| 12 | 190 | 45.733 | 45.725 | -0.008 |
| 12 | 266 | 44.665 | 44.654 | -0.011 |
| 12 | 308 | 44.125 | 44.126 | 0.001 |
| 15 | 848 | 44.662 | 44.667 | 0.005 |
| 15 | 878 | 45.118 | 44.684 | -0.434 |
| 15 | 880 | 44.673 | 44.667 | -0.006 |
| 15 | 942 | 45.707 | 45.700 | -0.006 |
| 15 | 947 | 43.546 | 43.538 | -0.008 |
| 15 | 962 | 44.597 | 44.603 | 0.006 |
| 30 | 1141 | 43.499 | 43.514 | 0.015 |
| 30 | 1242 | 45.197 | 45.174 | -0.023 |
| 30 | 1417 | 44.009 | 43.563 | -0.447 |
| 32 | 1126 | 44.103 | 44.111 | 0.008 |
| 32 | 1165 | 44.674 | 44.660 | -0.014 |
| 32 | 1300 | 44.597 | 44.639 | 0.042 |
| 35 | 376 | 45.696 | 45.700 | 0.005 |
| 35 | 405 | 42.979 | 42.982 | 0.003 |
| 35 | 425 | 44.639 | 44.665 | 0.026 |
| 35 | 492 | 45.236 | 45.233 | -0.003 |
| 35 | 501 | 44.131 | 44.111 | -0.020 |
| 35 | 521 | 45.149 | 45.162 | 0.013 |
| 50 | 300 | 43.563 | 43.542 | -0.020 |
| 50 | 756 | 45.739 | 45.758 | 0.019 |
| 50 | 1100 | 44.097 | 44.094 | -0.003 |
| 52 | 451 | 45.149 | 45.117 | -0.033 |
| 52 | 587 | 45.149 | 45.146 | -0.003 |
| 52 | 956 | 44.664 | 44.665 | 0.001 |
| 55 | 198 | 45.786 | 45.780 | -0.006 |
| 55 | 220 | 44.639 | 44.657 | 0.019 |
| 55 | 665 | 45.771 | 45.791 | 0.020 |
| 55 | 818 | 44.634 | 44.625 | -0.009 |
| 55 | 1057 | 44.123 | 44.123 | 0.000 |
| 55 | 1137 | 45.693 | 45.700 | 0.008 |
| 100 | 448 | 44.061 | 44.097 | 0.036 |
| 100 | 938 | 44.017 | 43.555 | -0.462 |
| 100 | 1051 | 44.659 | 44.623 | -0.036 |
| 102 | 921 | 45.135 | 44.668 | -0.467 |
| 102 | 1113 | 46.301 | 46.305 | 0.003 |
| 102 | 1234 | 44.111 | 44.070 | -0.040 |
| 105 | 194 | 44.645 | 44.656 | 0.011 |
| 105 | 367 | 45.799 | 45.757 | -0.042 |
| 105 | 440 | 44.089 | 44.076 | -0.012 |
| 105 | 477 | 44.667 | 44.589 | -0.078 |
| 105 | 556 | 44.671 | 44.632 | -0.039 |
| 105 | 1213 | 44.106 | 44.061 | -0.045 |
| Max | | 46.319 | 46.320 | 0.433 |
| Average | | 44.738 | 44.712 | -0.025 |
| Min | | 42.979 | 42.982 | -0.467 |
| Std Dev | | 0.732 | 0.744 | 0.127 |

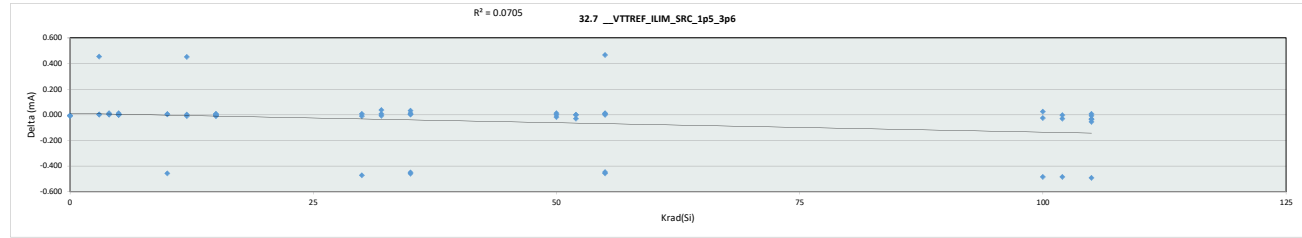


| 32.4_VTTREF_ILIM_SRC_1p8 | | | | | | | | | | |
|--------------------------|----------|--------|--------|--------|--|--|--|--|--|--|
| Test Site | Serial # | PRE | POST | Delta | | | | | | |
| 0 | 775 | 44.631 | 44.626 | -0.005 | | | | | | |
| 0 | 1088 | 44.664 | 44.654 | -0.009 | | | | | | |
| 0 | 1106 | 44.122 | 44.112 | -0.009 | | | | | | |
| 3 | 817 | 44.118 | 44.126 | 0.008 | | | | | | |
| 3 | 825 | 44.132 | 44.565 | 0.433 | | | | | | |
| 3 | 833 | 45.736 | 45.735 | -0.001 | | | | | | |
| 4 | 547 | 44.664 | 44.670 | 0.006 | | | | | | |
| 4 | 645 | 46.319 | 46.320 | 0.002 | | | | | | |
| 4 | 788 | 45.236 | 45.241 | 0.005 | | | | | | |
| 5 | 959 | 44.654 | 44.656 | 0.002 | | | | | | |
| 5 | 991 | 44.095 | 44.097 | 0.001 | | | | | | |
| 5 | 1000 | 44.579 | 44.601 | 0.022 | | | | | | |
| 5 | 1011 | 45.781 | 45.781 | 0.000 | | | | | | |
| 5 | 1087 | 44.656 | 44.650 | -0.006 | | | | | | |
| 5 | 1097 | 44.639 | 44.650 | 0.011 | | | | | | |
| 10 | 180 | 43.504 | 43.507 | 0.003 | | | | | | |
| 10 | 236 | 45.140 | 45.145 | 0.005 | | | | | | |
| 10 | 246 | 45.795 | 45.780 | -0.016 | | | | | | |
| 12 | 190 | 45.733 | 45.725 | -0.008 | | | | | | |
| 12 | 266 | 44.665 | 44.654 | -0.011 | | | | | | |
| 12 | 308 | 44.125 | 44.126 | 0.001 | | | | | | |
| 15 | 848 | 44.662 | 44.667 | 0.005 | | | | | | |
| 15 | 878 | 45.118 | 44.684 | -0.434 | | | | | | |
| 15 | 880 | 44.673 | 44.667 | -0.006 | | | | | | |
| 15 | 942 | 45.707 | 45.700 | -0.006 | | | | | | |
| 15 | 947 | 43.546 | 43.538 | -0.008 | | | | | | |
| 15 | 962 | 44.597 | 44.603 | 0.006 | | | | | | |
| 30 | 1141 | 43.499 | 43.514 | 0.015 | | | | | | |
| 30 | 1242 | 45.197 | 45.174 | -0.023 | | | | | | |
| 30 | 1417 | 44.009 | 43.563 | -0.447 | | | | | | |
| 32 | 1126 | 44.103 | 44.111 | 0.008 | | | | | | |
| 32 | 1165 | 44.674 | 44.660 | -0.014 | | | | | | |
| 32 | 1300 | 44.597 | 44.639 | 0.042 | | | | | | |
| 35 | 376 | 45.696 | 45.700 | 0.005 | | | | | | |
| 35 | 405 | 42.979 | 42.982 | 0.003 | | | | | | |
| 35 | 425 | 44.639 | 44.665 | 0.026 | | | | | | |
| 35 | 492 | 45.236 | 45.233 | -0.003 | | | | | | |
| 35 | 501 | 44.131 | 44.111 | -0.020 | | | | | | |
| 35 | 521 | 45.149 | 45.162 | 0.013 | | | | | | |
| 50 | 300 | 43.563 | 43.542 | -0.020 | | | | | | |
| 50 | 756 | 45.739 | 45.758 | 0.019 | | | | | | |
| 50 | 1100 | 44.097 | 44.094 | -0.003 | | | | | | |
| 52 | 451 | 45.149 | 45.117 | -0.033 | | | | | | |
| 52 | 587 | 45.149 | 45.146 | -0.003 | | | | | | |
| 52 | 956 | 44.664 | 44.665 | 0.001 | | | | | | |
| 55 | 198 | 45.786 | 45.780 | -0.006 | | | | | | |
| 55 | 220 | 44.639 | 44.657 | 0.019 | | | | | | |
| 55 | 665 | 45.771 | 45.791 | 0.020 | | | | | | |
| 55 | 818 | 44.634 | 44.625 | -0.009 | | | | | | |
| 55 | 1057 | 44.123 | 44.123 | 0.000 | | | | | | |
| 55 | 1137 | 45.693 | 45.700 | 0.008 | | | | | | |
| 100 | 448 | 44.061 | 44.097 | 0.036 | | | | | | |
| 100 | 938 | 44.017 | 43.555 | -0.462 | | | | | | |
| 100 | 1051 | 44.659 | 44.623 | -0.036 | | | | | | |
| 102 | 921 | 45.135 | 44.668 | -0.467 | | | | | | |
| 102 | 1113 | 46.301 | 46.305 | 0.003 | | | | | | |
| 102 | 1234 | 44.111 | 44.070 | -0.040 | | | | | | |
| 105 | 194 | 44.645 | 44.656 | 0.011 | | | | | | |
| 105 | 367 | 45.799 | 45.757 | -0.042 | | | | | | |
| 105 | 440 | 44.089 | 44.076 | -0.012 | | | | | | |
| 105 | 477 | 44.667 | 44.589 | -0.078 | | | | | | |
| 105 | 556 | 44.671 | 44.632 | -0.039 | | | | | | |
| 105 | 1213 | 44.106 | 44.061 | -0.045 | | | | | | |
| Max | | 46.319 | 46.320 | 0.433 | | | | | | |
| Average | | 44.738 | 44.712 | -0.025 | | | | | | |
| Min | | 42.979 | 42.982 | -0.467 | | | | | | |
| Std Dev | | 0.732 | 0.744 | 0.127 | | | | | | |

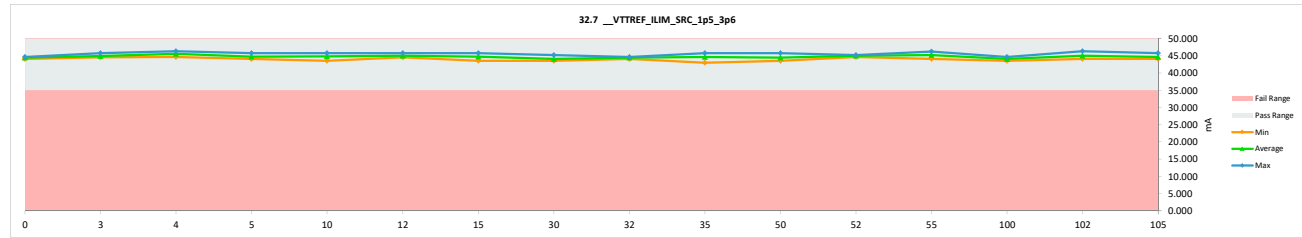


HDR TID Report
TPS7H3302-SP QML CALSS P

| 32.7_VTTREF_ILIM_SRC_1p5_3p6 | | | | |
|------------------------------|----------|-------------|--------|-----------|
| Test Site | Tester | Test Number | Unit | Max Limit |
| | | | mA | 35 |
| | | | mA | 35 |
| Krad(Si) | Serial # | PRE | POST | Delta |
| 0 | 775 | 44.662 | 44.656 | -0.006 |
| 0 | 1088 | 44.696 | 44.685 | -0.011 |
| 0 | 1106 | 44.145 | 44.139 | -0.006 |
| 3 | 817 | 44.143 | 44.597 | 0.453 |
| 3 | 825 | 44.614 | 44.615 | 0.002 |
| 3 | 833 | 45.771 | 45.772 | 0.001 |
| 4 | 547 | 44.692 | 44.695 | 0.003 |
| 4 | 645 | 46.350 | 46.351 | 0.001 |
| 4 | 788 | 45.707 | 45.717 | 0.011 |
| 5 | 959 | 44.682 | 44.684 | 0.001 |
| 5 | 991 | 44.123 | 44.125 | 0.002 |
| 5 | 1000 | 44.629 | 44.642 | 0.013 |
| 5 | 1011 | 45.811 | 45.811 | 0.000 |
| 5 | 1087 | 44.682 | 44.681 | -0.002 |
| 5 | 1097 | 44.671 | 44.676 | 0.005 |
| 10 | 180 | 43.539 | 43.544 | 0.005 |
| 10 | 236 | 45.193 | 45.197 | 0.005 |
| 10 | 246 | 46.270 | 45.814 | -0.456 |
| 12 | 190 | 45.767 | 45.769 | 0.002 |
| 12 | 266 | 44.688 | 44.679 | -0.009 |
| 12 | 308 | 44.148 | 44.600 | 0.451 |
| 15 | 848 | 44.688 | 44.696 | 0.008 |
| 15 | 878 | 45.171 | 45.160 | -0.011 |
| 15 | 880 | 44.699 | 44.695 | -0.005 |
| 15 | 942 | 45.753 | 45.750 | -0.003 |
| 15 | 947 | 43.572 | 43.569 | -0.003 |
| 15 | 962 | 44.640 | 44.645 | 0.005 |
| 30 | 1141 | 43.542 | 43.550 | 0.008 |
| 30 | 1242 | 45.224 | 45.213 | -0.011 |
| 30 | 1417 | 44.059 | 43.586 | -0.473 |
| 32 | 1126 | 44.129 | 44.137 | 0.008 |
| 32 | 1165 | 44.702 | 44.693 | -0.009 |
| 32 | 1300 | 44.635 | 44.671 | 0.036 |
| 35 | 376 | 45.746 | 45.750 | 0.005 |
| 35 | 405 | 43.007 | 43.010 | 0.003 |
| 35 | 425 | 44.668 | 44.701 | 0.033 |
| 35 | 492 | 45.713 | 45.263 | -0.450 |
| 35 | 501 | 44.600 | 44.140 | -0.459 |
| 35 | 521 | 45.194 | 45.207 | 0.012 |
| 50 | 300 | 43.595 | 43.577 | -0.019 |
| 50 | 756 | 45.772 | 45.785 | 0.013 |
| 50 | 1100 | 44.122 | 44.122 | 0.000 |
| 52 | 451 | 45.199 | 45.169 | -0.030 |
| 52 | 587 | 45.197 | 45.196 | -0.002 |
| 52 | 956 | 44.693 | 44.692 | -0.002 |
| 55 | 198 | 46.267 | 45.809 | -0.458 |
| 55 | 220 | 44.667 | 44.679 | 0.012 |
| 55 | 665 | 45.800 | 46.267 | 0.467 |
| 55 | 818 | 44.657 | 44.657 | 0.000 |
| 55 | 1057 | 44.595 | 44.147 | -0.448 |
| 55 | 1137 | 45.741 | 45.749 | 0.008 |
| 100 | 448 | 44.097 | 44.120 | 0.023 |
| 100 | 938 | 44.066 | 43.581 | -0.484 |
| 100 | 1051 | 44.688 | 44.662 | -0.027 |
| 102 | 921 | 45.185 | 44.699 | -0.486 |
| 102 | 1113 | 46.337 | 46.334 | -0.003 |
| 102 | 1234 | 44.134 | 44.103 | -0.031 |
| 105 | 194 | 44.674 | 44.681 | 0.006 |
| 105 | 367 | 46.278 | 45.785 | -0.493 |
| 105 | 440 | 44.120 | 44.112 | -0.008 |
| 105 | 477 | 44.693 | 44.639 | -0.055 |
| 105 | 556 | 44.699 | 44.665 | -0.034 |
| 105 | 1213 | 44.132 | 44.098 | -0.034 |
| | Max | 46.350 | 46.351 | 0.467 |
| | Average | 44.828 | 44.781 | -0.046 |
| | Min | 43.007 | 43.010 | -0.493 |
| | Std Dev | 0.771 | 0.760 | 0.200 |



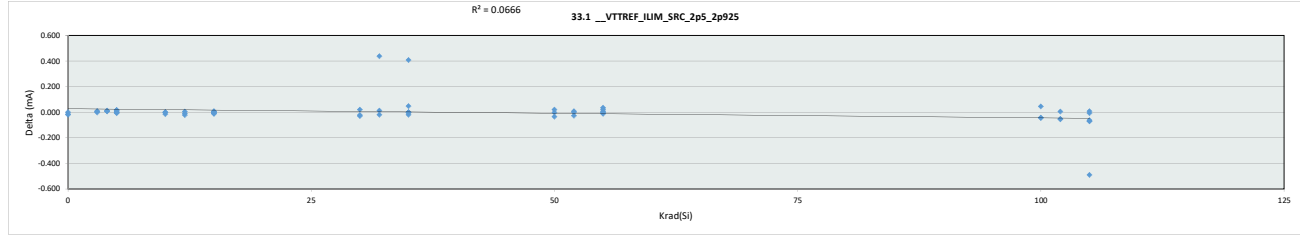
| 32.7_VTTREF_ILIM_SRC_1p5 | | | | | | | | | | | | | | | | |
|--------------------------|--------|-------------|--------|-----------|--------|--------|--------|--------|--------|--------|--------|--------|--------|--------|--------|--------|
| Test Site | Tester | Test Number | Unit | Max Limit | | | | | | | | | | | | |
| | | | mA | 35 | | | | | | | | | | | | |
| | | | mA | 35 | | | | | | | | | | | | |
| Krad(Si) | 0 | 3 | 4 | 5 | 10 | 12 | 15 | 30 | 32 | 35 | 50 | 52 | 55 | 100 | 102 | 105 |
| LL | 35,000 | 35,000 | 35,000 | 35,000 | 35,000 | 35,000 | 35,000 | 35,000 | 35,000 | 35,000 | 35,000 | 35,000 | 35,000 | 35,000 | 35,000 | 35,000 |
| Min | 44.139 | 44.597 | 44.695 | 44.125 | 43.544 | 44.600 | 43.569 | 43.550 | 44.137 | 43.010 | 43.577 | 44.692 | 44.147 | 43.581 | 44.103 | 44.098 |
| Average | 44.493 | 44.995 | 45.588 | 44.770 | 44.852 | 45.016 | 44.752 | 44.116 | 44.501 | 44.679 | 44.494 | 45.019 | 45.218 | 44.121 | 45.045 | 44.663 |
| Max | 44.685 | 45.772 | 46.351 | 45.811 | 45.814 | 45.769 | 45.750 | 45.213 | 44.693 | 45.750 | 45.785 | 45.196 | 46.267 | 44.662 | 46.334 | 45.785 |
| UL | | | | | | | | | | | | | | | | |



HDR TID Report
TPS7H3302-SP QML CALSS P

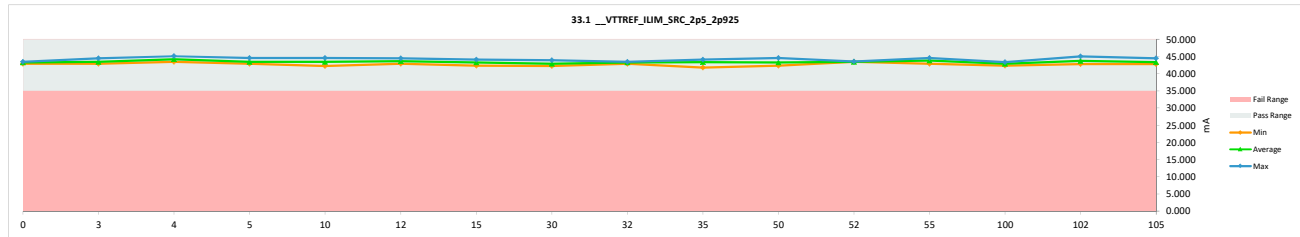
| 33.1_VTTREF_ILIM_SRC_2p5_2p925 | | |
|--------------------------------|----|----|
| Test Site | | |
| Tester | | |
| Test Number | | |
| Unit | mA | mA |
| Max Limit | | |
| Min Limit | 35 | 35 |

| Krad(Si) | Serial # | PRE | POST | Delta |
|----------|----------|--------|--------|--------|
| 0 | 775 | 43.381 | 43.381 | 0.000 |
| 0 | 1088 | 43.458 | 43.438 | -0.020 |
| 0 | 1106 | 42.913 | 42.898 | -0.015 |
| 3 | 817 | 42.898 | 42.907 | 0.009 |
| 3 | 825 | 42.938 | 42.946 | 0.008 |
| 3 | 833 | 44.497 | 44.494 | -0.003 |
| 4 | 547 | 43.440 | 43.449 | 0.009 |
| 4 | 645 | 45.081 | 45.089 | 0.008 |
| 4 | 788 | 44.014 | 44.027 | 0.013 |
| 5 | 959 | 43.432 | 43.435 | 0.003 |
| 5 | 991 | 42.862 | 42.856 | -0.006 |
| 5 | 1000 | 42.940 | 42.957 | 0.017 |
| 5 | 1011 | 44.547 | 44.548 | 0.002 |
| 5 | 1087 | 43.426 | 43.423 | -0.003 |
| 5 | 1097 | 43.396 | 43.412 | 0.016 |
| 10 | 180 | 42.269 | 42.269 | 0.000 |
| 10 | 236 | 43.499 | 43.500 | 0.001 |
| 10 | 246 | 44.575 | 44.559 | -0.015 |
| 12 | 190 | 44.481 | 44.472 | -0.009 |
| 12 | 266 | 43.440 | 43.418 | -0.022 |
| 12 | 308 | 42.923 | 42.929 | 0.006 |
| 15 | 848 | 43.455 | 43.461 | 0.006 |
| 15 | 878 | 43.496 | 43.486 | -0.009 |
| 15 | 880 | 43.463 | 43.451 | -0.013 |
| 15 | 942 | 44.058 | 44.059 | 0.002 |
| 15 | 947 | 42.322 | 42.319 | -0.003 |
| 15 | 962 | 42.949 | 42.959 | 0.009 |
| 30 | 1141 | 42.264 | 42.284 | 0.020 |
| 30 | 1242 | 43.967 | 43.946 | -0.022 |
| 30 | 1417 | 42.393 | 42.364 | -0.030 |
| 32 | 1126 | 42.882 | 42.895 | 0.012 |
| 32 | 1165 | 43.455 | 43.435 | -0.020 |
| 32 | 1300 | 42.965 | 43.404 | 0.439 |
| 35 | 376 | 44.067 | 44.067 | 0.000 |
| 35 | 405 | 41.744 | 41.744 | 0.000 |
| 35 | 425 | 43.413 | 43.461 | 0.048 |
| 35 | 492 | 44.030 | 44.025 | -0.005 |
| 35 | 501 | 42.926 | 42.906 | -0.020 |
| 35 | 521 | 43.513 | 43.921 | 0.408 |
| 50 | 300 | 42.354 | 42.320 | -0.034 |
| 50 | 756 | 44.506 | 44.527 | 0.020 |
| 50 | 1100 | 42.862 | 42.859 | -0.003 |
| 52 | 451 | 43.513 | 43.486 | -0.027 |
| 52 | 587 | 43.516 | 43.518 | 0.002 |
| 52 | 956 | 43.441 | 43.449 | 0.008 |
| 55 | 198 | 44.551 | 44.539 | -0.013 |
| 55 | 220 | 43.390 | 43.413 | 0.023 |
| 55 | 665 | 44.545 | 44.581 | 0.036 |
| 55 | 818 | 43.391 | 43.387 | -0.005 |
| 55 | 1057 | 42.904 | 42.904 | 0.000 |
| 55 | 1137 | 44.044 | 44.053 | 0.009 |
| 100 | 448 | 42.825 | 42.871 | 0.047 |
| 100 | 938 | 42.392 | 42.348 | -0.044 |
| 100 | 1051 | 43.426 | 43.384 | -0.042 |
| 102 | 921 | 43.493 | 43.438 | -0.055 |
| 102 | 1113 | 45.050 | 45.054 | 0.005 |
| 102 | 1234 | 42.884 | 42.833 | -0.051 |
| 105 | 194 | 43.391 | 43.401 | 0.009 |
| 105 | 367 | 44.586 | 44.516 | -0.070 |
| 105 | 440 | 42.853 | 42.847 | -0.006 |
| 105 | 477 | 43.447 | 42.959 | -0.489 |
| 105 | 556 | 43.444 | 43.376 | -0.069 |
| 105 | 1213 | 42.899 | 42.837 | -0.062 |
| | Max | 45.081 | 45.089 | 0.439 |
| | Average | 43.420 | 43.420 | 0.000 |
| | Min | 41.744 | 41.744 | -0.489 |
| | Std Dev | 0.718 | 0.722 | 0.101 |



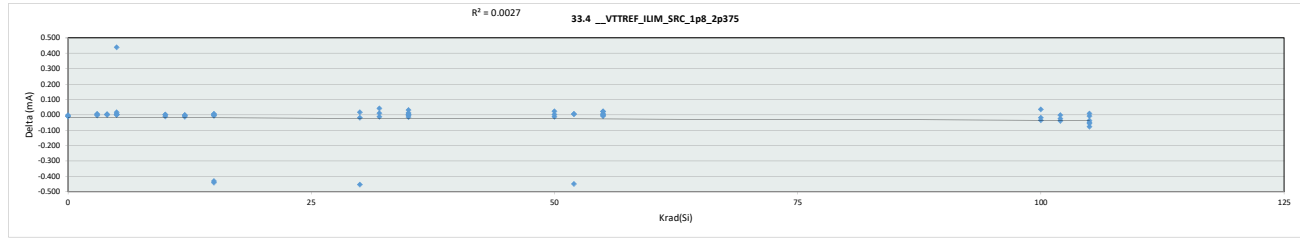
| 33.1_VTTREF_ILIM_SRC_2p5 | | |
|--------------------------|----|----|
| Test Site | | |
| Tester | | |
| Test Number | | |
| Max Limit | mA | mA |
| Min Limit | 35 | mA |

| Krad(Si) | 0 | 3 | 4 | 5 | 10 | 12 | 15 | 30 | 32 | 35 | 50 | 52 | 55 | 100 | 102 | 105 |
|----------|--------|--------|--------|--------|--------|--------|--------|--------|--------|--------|--------|--------|--------|--------|--------|--------|
| LL | 35.000 | 35.000 | 35.000 | 35.000 | 35.000 | 35.000 | 35.000 | 35.000 | 35.000 | 35.000 | 35.000 | 35.000 | 35.000 | 35.000 | 35.000 | 35.000 |
| Min | 42.898 | 42.907 | 43.449 | 42.856 | 42.269 | 42.929 | 42.319 | 42.284 | 42.895 | 41.744 | 42.320 | 43.449 | 42.904 | 42.348 | 42.833 | 42.837 |
| Average | 43.239 | 43.449 | 44.188 | 43.438 | 43.443 | 43.606 | 43.289 | 42.865 | 43.245 | 43.354 | 43.235 | 43.484 | 43.813 | 42.868 | 43.775 | 43.322 |
| Max | 43.438 | 44.494 | 45.089 | 44.548 | 44.559 | 44.472 | 44.059 | 43.946 | 43.435 | 44.067 | 44.527 | 43.518 | 44.581 | 43.384 | 45.054 | 44.516 |
| UL | | | | | | | | | | | | | | | | |

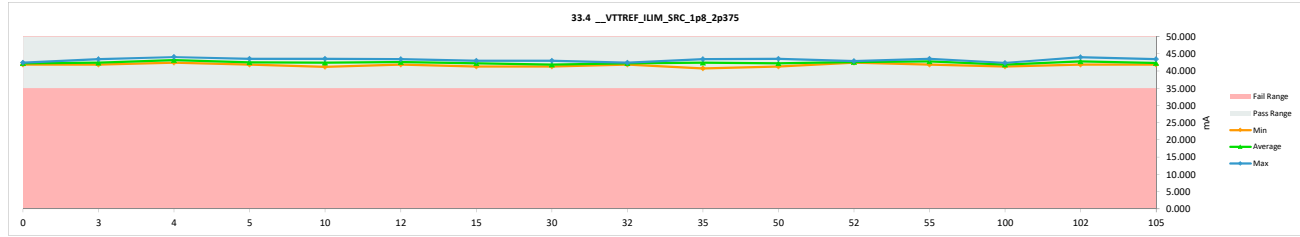


HDR TID Report
TPS7H3302-SP QML CALSS P

| 33.4 __VTTRF_ILIM_SRC_1p8_2p375 | | | | |
|---------------------------------|----------|--------|--------|--------|
| Test Site | Serial # | PRE | POST | Delta |
| 0 | 775 | 42.378 | 42.375 | -0.003 |
| 0 | 1088 | 42.443 | 42.432 | -0.011 |
| 0 | 1106 | 41.884 | 41.876 | -0.008 |
| 3 | 817 | 41.876 | 41.881 | 0.005 |
| 3 | 825 | 41.901 | 41.903 | 0.002 |
| 3 | 833 | 43.494 | 43.489 | -0.005 |
| 4 | 847 | 42.432 | 42.432 | 0.000 |
| 4 | 645 | 44.069 | 44.070 | 0.002 |
| 4 | 788 | 42.993 | 42.996 | 0.003 |
| 5 | 959 | 42.429 | 42.431 | 0.002 |
| 5 | 991 | 41.844 | 41.842 | -0.001 |
| 5 | 1000 | 41.898 | 42.337 | 0.439 |
| 5 | 1011 | 43.524 | 43.525 | 0.001 |
| 5 | 1087 | 42.412 | 42.415 | 0.003 |
| 5 | 1097 | 42.392 | 42.409 | 0.017 |
| 10 | 180 | 41.272 | 41.271 | -0.001 |
| 10 | 236 | 42.457 | 42.459 | 0.002 |
| 10 | 246 | 43.546 | 43.535 | -0.011 |
| 12 | 190 | 43.469 | 43.466 | -0.003 |
| 12 | 266 | 42.428 | 42.415 | -0.013 |
| 12 | 308 | 41.898 | 41.897 | -0.002 |
| 15 | 848 | 42.443 | 42.446 | 0.003 |
| 15 | 878 | 42.898 | 42.456 | -0.442 |
| 15 | 880 | 42.451 | 42.445 | -0.006 |
| 15 | 942 | 43.444 | 43.013 | -0.431 |
| 15 | 947 | 41.313 | 41.311 | -0.002 |
| 15 | 962 | 41.898 | 41.903 | 0.005 |
| 30 | 1141 | 41.271 | 41.286 | 0.015 |
| 30 | 1242 | 42.973 | 42.954 | -0.019 |
| 30 | 1417 | 41.794 | 41.339 | -0.455 |
| 32 | 1126 | 41.870 | 41.881 | 0.011 |
| 32 | 1165 | 42.437 | 42.423 | -0.014 |
| 32 | 1300 | 42.365 | 42.406 | 0.041 |
| 35 | 376 | 43.458 | 43.455 | -0.003 |
| 35 | 405 | 40.740 | 40.743 | 0.003 |
| 35 | 425 | 42.414 | 42.445 | 0.031 |
| 35 | 492 | 43.001 | 42.999 | -0.001 |
| 35 | 501 | 41.897 | 41.881 | -0.016 |
| 35 | 521 | 42.909 | 42.921 | 0.012 |
| 50 | 300 | 41.325 | 41.311 | -0.014 |
| 50 | 756 | 43.500 | 43.522 | 0.022 |
| 50 | 1100 | 41.848 | 41.850 | 0.001 |
| 52 | 451 | 42.901 | 42.451 | -0.450 |
| 52 | 587 | 42.912 | 42.915 | 0.003 |
| 52 | 956 | 42.428 | 42.434 | 0.006 |
| 55 | 198 | 43.513 | 43.505 | -0.008 |
| 55 | 220 | 42.379 | 42.403 | 0.023 |
| 55 | 665 | 43.527 | 43.547 | 0.020 |
| 55 | 818 | 42.390 | 42.390 | 0.000 |
| 55 | 1057 | 41.873 | 41.872 | -0.002 |
| 55 | 1137 | 43.001 | 43.005 | 0.005 |
| 100 | 448 | 41.833 | 41.869 | 0.036 |
| 100 | 938 | 41.347 | 41.327 | -0.020 |
| 100 | 1051 | 42.414 | 42.378 | -0.036 |
| 102 | 921 | 42.448 | 42.423 | -0.025 |
| 102 | 1113 | 44.045 | 44.044 | -0.002 |
| 102 | 1234 | 41.878 | 41.838 | -0.041 |
| 105 | 194 | 42.382 | 42.390 | 0.008 |
| 105 | 367 | 43.550 | 43.500 | -0.050 |
| 105 | 440 | 41.856 | 41.847 | -0.009 |
| 105 | 477 | 42.434 | 42.356 | -0.078 |
| 105 | 556 | 42.418 | 42.362 | -0.056 |
| 105 | 1213 | 41.886 | 41.847 | -0.039 |
| Max | | 44.069 | 44.070 | 0.439 |
| Average | | 42.456 | 42.431 | -0.025 |
| Min | | 40.740 | 40.743 | -0.455 |
| Std Dev | | 0.731 | 0.725 | 0.125 |



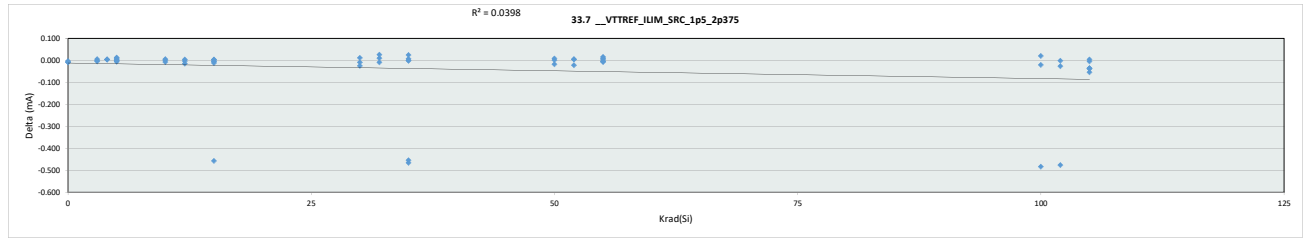
| 33.4 __VTTRF_ILIM_SRC_1p8 | | | | | | | | | | | | | |
|---------------------------|----------|--------|--------|--------|--|--|--|--|--|--|--|--|--|
| Test Site | Serial # | PRE | POST | Delta | | | | | | | | | |
| 0 | 775 | 42.378 | 42.375 | -0.003 | | | | | | | | | |
| 0 | 1088 | 42.443 | 42.432 | -0.011 | | | | | | | | | |
| 0 | 1106 | 41.884 | 41.876 | -0.008 | | | | | | | | | |
| 3 | 817 | 41.876 | 41.881 | 0.005 | | | | | | | | | |
| 3 | 825 | 41.901 | 41.903 | 0.002 | | | | | | | | | |
| 3 | 833 | 43.494 | 43.489 | -0.005 | | | | | | | | | |
| 4 | 847 | 42.432 | 42.432 | 0.000 | | | | | | | | | |
| 4 | 645 | 44.069 | 44.070 | 0.002 | | | | | | | | | |
| 4 | 788 | 42.993 | 42.996 | 0.003 | | | | | | | | | |
| 5 | 959 | 42.429 | 42.431 | 0.002 | | | | | | | | | |
| 5 | 991 | 41.844 | 41.842 | -0.001 | | | | | | | | | |
| 5 | 1000 | 41.898 | 42.337 | 0.439 | | | | | | | | | |
| 5 | 1011 | 43.524 | 43.525 | 0.001 | | | | | | | | | |
| 5 | 1087 | 42.412 | 42.415 | 0.003 | | | | | | | | | |
| 5 | 1097 | 42.392 | 42.409 | 0.017 | | | | | | | | | |
| 10 | 180 | 41.272 | 41.271 | -0.001 | | | | | | | | | |
| 10 | 236 | 42.457 | 42.459 | 0.002 | | | | | | | | | |
| 10 | 246 | 43.546 | 43.535 | -0.011 | | | | | | | | | |
| 12 | 190 | 43.469 | 43.466 | -0.003 | | | | | | | | | |
| 12 | 266 | 42.428 | 42.415 | -0.013 | | | | | | | | | |
| 12 | 308 | 41.898 | 41.897 | -0.002 | | | | | | | | | |
| 15 | 848 | 42.443 | 42.446 | 0.003 | | | | | | | | | |
| 15 | 878 | 42.898 | 42.456 | -0.442 | | | | | | | | | |
| 15 | 880 | 42.451 | 42.445 | -0.006 | | | | | | | | | |
| 15 | 942 | 43.444 | 43.013 | -0.431 | | | | | | | | | |
| 15 | 947 | 41.313 | 41.311 | -0.002 | | | | | | | | | |
| 15 | 962 | 41.898 | 41.903 | 0.005 | | | | | | | | | |
| 30 | 1141 | 41.271 | 41.286 | 0.015 | | | | | | | | | |
| 30 | 1242 | 42.973 | 42.954 | -0.019 | | | | | | | | | |
| 30 | 1417 | 41.794 | 41.339 | -0.455 | | | | | | | | | |
| 32 | 1126 | 41.870 | 41.881 | 0.011 | | | | | | | | | |
| 32 | 1165 | 42.437 | 42.423 | -0.014 | | | | | | | | | |
| 32 | 1300 | 42.365 | 42.406 | 0.041 | | | | | | | | | |
| 35 | 376 | 43.458 | 43.455 | -0.003 | | | | | | | | | |
| 35 | 405 | 40.740 | 40.743 | 0.003 | | | | | | | | | |
| 35 | 425 | 42.414 | 42.445 | 0.031 | | | | | | | | | |
| 35 | 492 | 43.001 | 42.999 | -0.001 | | | | | | | | | |
| 35 | 501 | 41.897 | 41.881 | -0.016 | | | | | | | | | |
| 35 | 521 | 42.909 | 42.921 | 0.012 | | | | | | | | | |
| 50 | 300 | 41.325 | 41.311 | -0.014 | | | | | | | | | |
| 50 | 756 | 43.500 | 43.522 | 0.022 | | | | | | | | | |
| 50 | 1100 | 41.848 | 41.850 | 0.001 | | | | | | | | | |
| 52 | 451 | 42.901 | 42.451 | -0.450 | | | | | | | | | |
| 52 | 587 | 42.912 | 42.915 | 0.003 | | | | | | | | | |
| 52 | 956 | 42.428 | 42.434 | 0.006 | | | | | | | | | |
| 55 | 198 | 43.513 | 43.505 | -0.008 | | | | | | | | | |
| 55 | 220 | 42.379 | 42.403 | 0.023 | | | | | | | | | |
| 55 | 665 | 43.527 | 43.547 | 0.020 | | | | | | | | | |
| 55 | 818 | 42.390 | 42.390 | 0.000 | | | | | | | | | |
| 55 | 1057 | 41.873 | 41.872 | -0.002 | | | | | | | | | |
| 55 | 1137 | 43.001 | 43.005 | 0.005 | | | | | | | | | |
| 100 | 448 | 41.833 | 41.869 | 0.036 | | | | | | | | | |
| 100 | 938 | 41.347 | 41.327 | -0.020 | | | | | | | | | |
| 100 | 1051 | 42.414 | 42.378 | -0.036 | | | | | | | | | |
| 102 | 921 | 42.448 | 42.423 | -0.025 | | | | | | | | | |
| 102 | 1113 | 44.045 | 44.044 | -0.002 | | | | | | | | | |
| 102 | 1234 | 41.878 | 41.838 | -0.041 | | | | | | | | | |
| 105 | 194 | 42.382 | 42.390 | 0.008 | | | | | | | | | |
| 105 | 367 | 43.550 | 43.500 | -0.050 | | | | | | | | | |
| 105 | 440 | 41.856 | 41.847 | -0.009 | | | | | | | | | |
| 105 | 477 | 42.434 | 42.356 | -0.078 | | | | | | | | | |
| 105 | 556 | 42.418 | 42.362 | -0.056 | | | | | | | | | |
| 105 | 1213 | 41.886 | 41.847 | -0.039 | | | | | | | | | |
| Max | | 44.069 | 44.070 | 0.439 | | | | | | | | | |
| Average | | 42.456 | 42.431 | -0.025 | | | | | | | | | |
| Min | | 40.740 | 40.743 | -0.455 | | | | | | | | | |
| UL | | 42.432 | 43.490 | | | | | | | | | | |



HDR TID Report
TPS7H3302-SP QML CALSS P

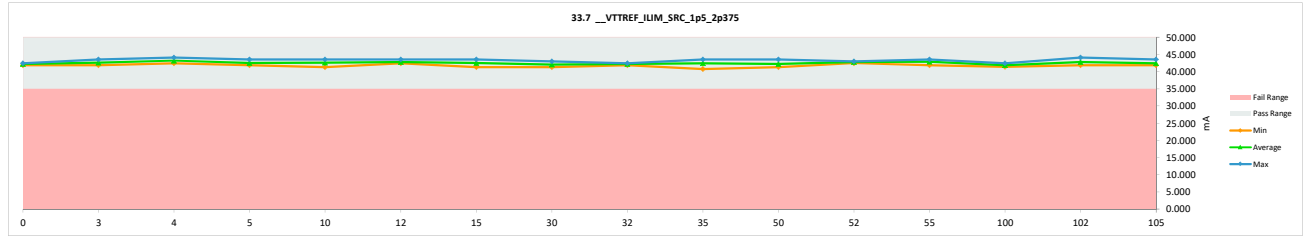
| 33.7_VTTREF_ILIM_SRC_1p5_2p375 | | | |
|--------------------------------|----|----|--|
| Test Site | | | |
| Tester | | | |
| Test Number | | | |
| Unit | mA | mA | |
| Max Limit | | | |
| Min Limit | 35 | 35 | |

| Krad(Si) | Serial # | PRE | POST | Delta |
|----------|----------|--------|--------|--------|
| 0 | 775 | 42.426 | 42.423 | -0.003 |
| 0 | 1088 | 42.474 | 42.465 | -0.009 |
| 0 | 1106 | 41.915 | 41.908 | -0.008 |
| 3 | 817 | 41.908 | 41.908 | 0.000 |
| 3 | 825 | 42.390 | 42.396 | 0.006 |
| 3 | 833 | 43.542 | 43.538 | -0.005 |
| 4 | 547 | 42.459 | 42.464 | 0.005 |
| 4 | 645 | 44.108 | 44.112 | 0.005 |
| 4 | 788 | 43.027 | 43.032 | 0.005 |
| 5 | 959 | 42.454 | 42.459 | 0.005 |
| 5 | 991 | 41.886 | 41.884 | -0.001 |
| 5 | 1000 | 42.382 | 42.393 | 0.011 |
| 5 | 1011 | 43.563 | 43.556 | -0.006 |
| 5 | 1087 | 42.451 | 42.451 | 0.000 |
| 5 | 1097 | 42.432 | 42.445 | 0.013 |
| 10 | 180 | 41.319 | 41.321 | 0.002 |
| 10 | 236 | 42.946 | 42.952 | 0.006 |
| 10 | 246 | 43.575 | 43.567 | -0.008 |
| 12 | 190 | 43.527 | 43.524 | -0.003 |
| 12 | 266 | 42.464 | 42.450 | -0.014 |
| 12 | 308 | 42.381 | 42.386 | 0.005 |
| 15 | 848 | 42.473 | 42.476 | 0.003 |
| 15 | 878 | 42.952 | 42.942 | -0.011 |
| 15 | 880 | 42.931 | 42.473 | -0.458 |
| 15 | 942 | 43.510 | 43.504 | -0.006 |
| 15 | 947 | 41.349 | 41.346 | -0.003 |
| 15 | 962 | 42.390 | 42.395 | 0.005 |
| 30 | 1141 | 41.318 | 41.330 | 0.012 |
| 30 | 1242 | 43.005 | 42.996 | -0.009 |
| 30 | 1417 | 41.850 | 41.825 | -0.025 |
| 32 | 1126 | 41.898 | 41.909 | 0.011 |
| 32 | 1165 | 42.465 | 42.456 | -0.009 |
| 32 | 1300 | 42.417 | 42.443 | 0.026 |
| 35 | 376 | 43.513 | 43.511 | -0.002 |
| 35 | 405 | 40.776 | 40.776 | 0.000 |
| 35 | 425 | 42.451 | 42.476 | 0.025 |
| 35 | 492 | 43.485 | 43.030 | -0.455 |
| 35 | 501 | 42.381 | 41.915 | -0.466 |
| 35 | 521 | 42.966 | 42.974 | 0.008 |
| 50 | 300 | 41.358 | 41.341 | -0.017 |
| 50 | 756 | 43.546 | 43.535 | -0.009 |
| 50 | 1100 | 41.887 | 41.889 | 0.002 |
| 52 | 451 | 42.956 | 42.934 | -0.022 |
| 52 | 587 | 42.963 | 42.968 | 0.005 |
| 52 | 956 | 42.459 | 42.465 | 0.006 |
| 55 | 198 | 43.552 | 43.544 | -0.008 |
| 55 | 220 | 42.436 | 42.446 | 0.011 |
| 55 | 665 | 43.566 | 43.581 | 0.016 |
| 55 | 818 | 42.436 | 42.432 | -0.003 |
| 55 | 1057 | 41.903 | 41.898 | -0.005 |
| 55 | 1137 | 43.483 | 43.489 | 0.006 |
| 100 | 448 | 41.875 | 41.895 | 0.020 |
| 100 | 938 | 41.839 | 41.356 | -0.483 |
| 100 | 1051 | 42.450 | 42.429 | -0.020 |
| 102 | 921 | 42.934 | 42.457 | -0.476 |
| 102 | 1113 | 44.095 | 44.094 | -0.002 |
| 102 | 1234 | 41.908 | 41.881 | -0.026 |
| 105 | 194 | 42.431 | 42.436 | 0.005 |
| 105 | 367 | 43.581 | 43.547 | -0.034 |
| 105 | 440 | 41.892 | 41.887 | -0.005 |
| 105 | 477 | 42.465 | 42.410 | -0.055 |
| 105 | 556 | 42.456 | 42.418 | -0.037 |
| 105 | 1213 | 41.920 | 41.884 | -0.036 |
| | Max | 44.108 | 44.112 | 0.026 |
| | Average | 42.574 | 42.534 | -0.040 |
| | Min | 40.776 | 40.776 | -0.483 |
| | Std Dev | 0.725 | 0.730 | 0.127 |



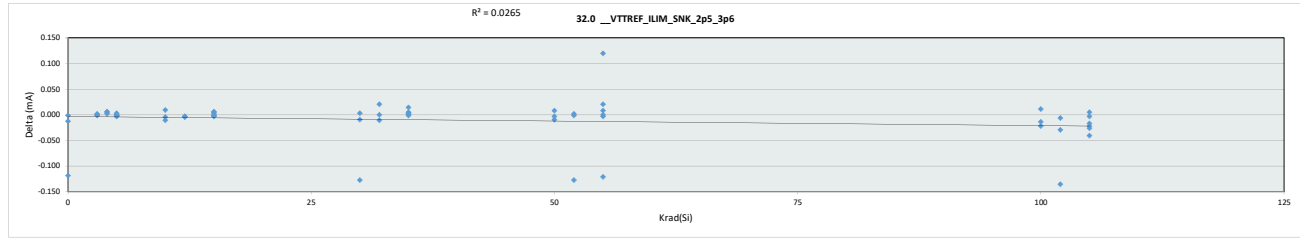
| 33.7_VTTREF_ILIM_SRC_1p5 | | | |
|--------------------------|----|----|--|
| Test Site | | | |
| Tester | | | |
| Test Number | | | |
| Max Limit | mA | mA | |
| Min Limit | 35 | mA | |

| Krad(Si) | 0 | 3 | 4 | 5 | 10 | 12 | 15 | 30 | 32 | 35 | 50 | 52 | 55 | 100 | 102 | 105 |
|----------|--------|--------|--------|--------|--------|--------|--------|--------|--------|--------|--------|--------|--------|--------|--------|--------|
| LL | 35,000 | 35,000 | 35,000 | 35,000 | 35,000 | 35,000 | 35,000 | 35,000 | 35,000 | 35,000 | 35,000 | 35,000 | 35,000 | 35,000 | 35,000 | 35,000 |
| Min | 41.908 | 41.908 | 42.464 | 41.884 | 41.321 | 42.386 | 41.346 | 41.330 | 41.909 | 40.776 | 41.341 | 42.465 | 41.898 | 41.357 | 41.881 | 41.884 |
| Average | 42.265 | 42.614 | 43.203 | 42.531 | 42.614 | 42.786 | 42.522 | 42.050 | 42.269 | 42.447 | 42.262 | 42.789 | 42.899 | 41.894 | 42.811 | 42.431 |
| Max | 42.465 | 43.538 | 44.112 | 43.557 | 43.567 | 43.524 | 43.504 | 42.996 | 42.456 | 43.511 | 43.555 | 42.968 | 43.581 | 42.429 | 44.094 | 43.547 |
| UL | | | | | | | | | | | | | | | | |

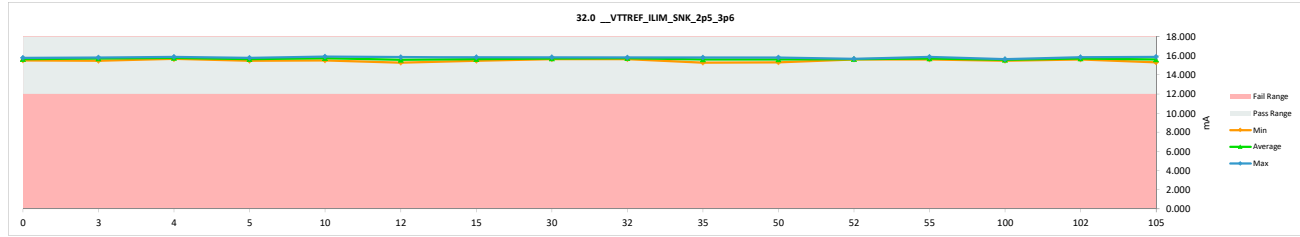


HDR TID Report
TPS7H3302-SP QML CALSS P

| 32.0 __VTTREF_ILIM_SNK_2p5_3p6 | | | | |
|--------------------------------|----------|-------------|--------|-----------|
| Test Site | Tester | Test Number | Unit | Max Limit |
| | | | mA | 12 |
| Min Limit | | | mA | 12 |
| Krad(Si) | Serial # | PRE | POST | Delta |
| 0 | 775 | 15.790 | 15.788 | -0.002 |
| 0 | 1088 | 15.637 | 15.625 | -0.012 |
| 0 | 1106 | 15.617 | 15.498 | -0.118 |
| 3 | 817 | 15.807 | 15.808 | 0.002 |
| 3 | 825 | 15.484 | 15.484 | 0.000 |
| 3 | 833 | 15.811 | 15.810 | -0.002 |
| 4 | 847 | 15.651 | 15.657 | 0.006 |
| 4 | 645 | 15.874 | 15.878 | 0.005 |
| 4 | 788 | 15.816 | 15.818 | 0.002 |
| 5 | 959 | 15.637 | 15.637 | 0.000 |
| 5 | 991 | 15.634 | 15.631 | -0.003 |
| 5 | 1000 | 15.466 | 15.469 | 0.003 |
| 5 | 1011 | 15.787 | 15.785 | -0.002 |
| 5 | 1087 | 15.635 | 15.634 | -0.002 |
| 5 | 1097 | 15.643 | 15.642 | -0.002 |
| 10 | 180 | 15.503 | 15.498 | -0.005 |
| 10 | 236 | 15.894 | 15.903 | 0.009 |
| 10 | 246 | 15.811 | 15.801 | -0.011 |
| 12 | 190 | 15.855 | 15.852 | -0.003 |
| 12 | 266 | 15.639 | 15.634 | -0.005 |
| 12 | 308 | 15.295 | 15.292 | -0.003 |
| 15 | 848 | 15.643 | 15.650 | 0.006 |
| 15 | 878 | 15.637 | 15.635 | -0.002 |
| 15 | 880 | 15.625 | 15.622 | -0.003 |
| 15 | 942 | 15.846 | 15.850 | 0.005 |
| 15 | 947 | 15.488 | 15.486 | -0.002 |
| 15 | 962 | 15.618 | 15.620 | 0.002 |
| 30 | 1141 | 15.629 | 15.632 | 0.003 |
| 30 | 1242 | 15.860 | 15.850 | -0.009 |
| 30 | 1417 | 15.788 | 15.660 | -0.128 |
| 32 | 1126 | 15.639 | 15.639 | 0.000 |
| 32 | 1165 | 15.793 | 15.782 | -0.011 |
| 32 | 1300 | 15.791 | 15.811 | 0.020 |
| 35 | 376 | 15.799 | 15.804 | 0.005 |
| 35 | 405 | 15.284 | 15.287 | 0.003 |
| 35 | 425 | 15.301 | 15.315 | 0.014 |
| 35 | 492 | 15.799 | 15.797 | -0.002 |
| 35 | 501 | 15.659 | 15.659 | 0.000 |
| 35 | 521 | 15.790 | 15.793 | 0.003 |
| 50 | 300 | 15.667 | 15.657 | -0.009 |
| 50 | 756 | 15.818 | 15.825 | 0.008 |
| 50 | 1100 | 15.321 | 15.318 | -0.003 |
| 52 | 451 | 15.790 | 15.662 | -0.128 |
| 52 | 587 | 15.665 | 15.667 | 0.002 |
| 52 | 956 | 15.631 | 15.629 | -0.002 |
| 55 | 198 | 15.640 | 15.637 | -0.003 |
| 55 | 220 | 15.667 | 15.787 | 0.120 |
| 55 | 665 | 15.852 | 15.872 | 0.020 |
| 55 | 818 | 15.617 | 15.617 | 0.000 |
| 55 | 1057 | 15.790 | 15.668 | -0.122 |
| 55 | 1137 | 15.625 | 15.632 | 0.008 |
| 100 | 448 | 15.460 | 15.470 | 0.011 |
| 100 | 938 | 15.634 | 15.620 | -0.014 |
| 100 | 1051 | 15.665 | 15.643 | -0.022 |
| 102 | 921 | 15.782 | 15.646 | -0.135 |
| 102 | 1113 | 15.850 | 15.844 | -0.006 |
| 102 | 1234 | 15.656 | 15.626 | -0.030 |
| 105 | 194 | 15.868 | 15.872 | 0.005 |
| 105 | 367 | 15.811 | 15.785 | -0.026 |
| 105 | 440 | 15.500 | 15.497 | -0.003 |
| 105 | 477 | 15.665 | 15.625 | -0.040 |
| 105 | 556 | 15.640 | 15.618 | -0.022 |
| 105 | 1213 | 15.324 | 15.307 | -0.017 |
| | Max | 15.894 | 15.903 | 0.120 |
| | Average | 15.670 | 15.660 | -0.010 |
| | Min | 15.284 | 15.287 | -0.135 |
| | Std Dev | 0.155 | 0.155 | 0.039 |

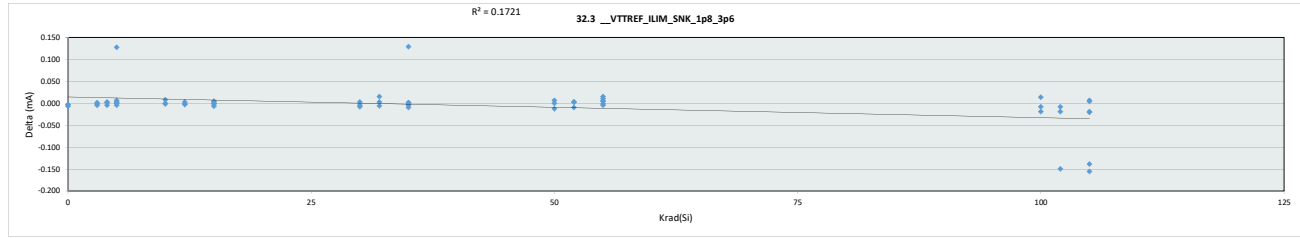


| 32.0 __VTTREF_ILIM_SNK_2p5_3p6 | | | | | | | | | | | | | | | | |
|--------------------------------|--------|-------------|--------|-----------|--------|--------|--------|--------|--------|--------|--------|--------|--------|--------|--------|--------|
| Test Site | Tester | Test Number | Unit | Max Limit | | | | | | | | | | | | |
| | | | mA | 12 | | | | | | | | | | | | |
| Min Limit | | | mA | 12 | | | | | | | | | | | | |
| Krad(Si) | 0 | 3 | 4 | 5 | 10 | 12 | 15 | 30 | 32 | 35 | 50 | 52 | 55 | 100 | 102 | 105 |
| LL | 12.000 | 12.000 | 12.000 | 12.000 | 12.000 | 12.000 | 12.000 | 12.000 | 12.000 | 12.000 | 12.000 | 12.000 | 12.000 | 12.000 | 12.000 | 12.000 |
| Min | 15.499 | 15.485 | 15.657 | 15.469 | 15.499 | 15.292 | 15.486 | 15.632 | 15.639 | 15.287 | 15.318 | 15.629 | 15.617 | 15.471 | 15.626 | 15.307 |
| Average | 15.637 | 15.701 | 15.784 | 15.633 | 15.734 | 15.593 | 15.644 | 15.714 | 15.744 | 15.609 | 15.600 | 15.653 | 15.702 | 15.578 | 15.706 | 15.617 |
| Max | 15.788 | 15.810 | 15.878 | 15.785 | 15.903 | 15.852 | 15.850 | 15.850 | 15.812 | 15.804 | 15.826 | 15.667 | 15.872 | 15.643 | 15.844 | 15.872 |
| UL | | | | | | | | | | | | | | | | |

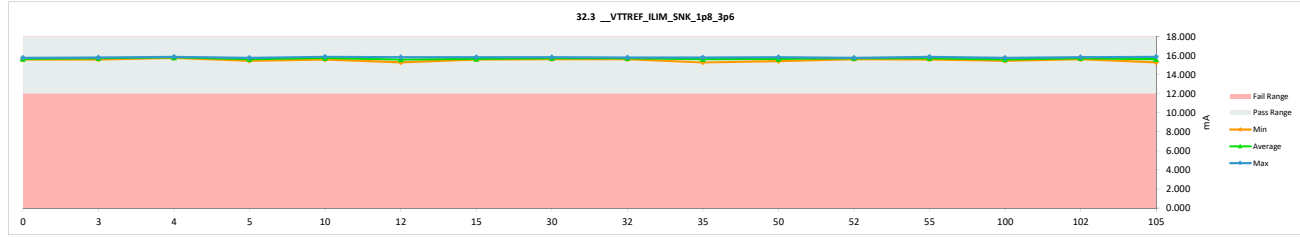


HDR TID Report
TPS7H3302-SP QML CALSS P

| 32.3 __VTTRF_ILIM_SNK_1p8_3p6 | | | | |
|-------------------------------|----------|--------|--------|--------|
| Test Site | | | | |
| Tester | | | | |
| Test Number | | | | |
| Unit | | | | |
| Max Limit | | mA | mA | |
| Min Limit | | 12 | 12 | |
| Krad(Si) | Serial # | PRE | POST | Delta |
| 0 | 775 | 15.762 | 15.759 | -0.003 |
| 0 | 1088 | 15.606 | 15.600 | -0.006 |
| 0 | 1106 | 15.586 | 15.583 | -0.003 |
| 3 | 817 | 15.776 | 15.777 | 0.002 |
| 3 | 825 | 15.573 | 15.569 | -0.005 |
| 3 | 833 | 15.782 | 15.780 | -0.002 |
| 4 | 547 | 15.741 | 15.743 | 0.002 |
| 4 | 645 | 15.836 | 15.840 | 0.003 |
| 4 | 788 | 15.787 | 15.782 | -0.005 |
| 5 | 959 | 15.604 | 15.604 | 0.000 |
| 5 | 991 | 15.604 | 15.600 | -0.005 |
| 5 | 1000 | 15.433 | 15.439 | 0.006 |
| 5 | 1011 | 15.755 | 15.759 | 0.003 |
| 5 | 1087 | 15.601 | 15.603 | 0.002 |
| 5 | 1097 | 15.608 | 15.735 | 0.128 |
| 10 | 180 | 15.587 | 15.587 | 0.000 |
| 10 | 236 | 15.852 | 15.860 | 0.008 |
| 10 | 246 | 15.779 | 15.777 | -0.002 |
| 12 | 190 | 15.818 | 15.816 | -0.002 |
| 12 | 266 | 15.609 | 15.606 | -0.003 |
| 12 | 308 | 15.262 | 15.265 | 0.003 |
| 15 | 848 | 15.734 | 15.738 | 0.005 |
| 15 | 878 | 15.609 | 15.603 | -0.006 |
| 15 | 880 | 15.589 | 15.589 | 0.000 |
| 15 | 942 | 15.811 | 15.810 | -0.002 |
| 15 | 947 | 15.573 | 15.573 | 0.000 |
| 15 | 962 | 15.587 | 15.592 | 0.005 |
| 30 | 1141 | 15.601 | 15.604 | 0.003 |
| 30 | 1242 | 15.822 | 15.815 | -0.008 |
| 30 | 1417 | 15.757 | 15.752 | -0.005 |
| 32 | 1126 | 15.604 | 15.608 | 0.003 |
| 32 | 1165 | 15.763 | 15.757 | -0.006 |
| 32 | 1300 | 15.763 | 15.779 | 0.016 |
| 35 | 376 | 15.771 | 15.773 | 0.002 |
| 35 | 405 | 15.259 | 15.257 | -0.002 |
| 35 | 425 | 15.276 | 15.405 | 0.129 |
| 35 | 492 | 15.769 | 15.765 | -0.005 |
| 35 | 501 | 15.749 | 15.740 | -0.009 |
| 35 | 521 | 15.760 | 15.762 | 0.002 |
| 50 | 300 | 15.755 | 15.743 | -0.012 |
| 50 | 756 | 15.788 | 15.794 | 0.006 |
| 50 | 1100 | 15.408 | 15.408 | 0.000 |
| 52 | 451 | 15.759 | 15.749 | -0.009 |
| 52 | 587 | 15.749 | 15.752 | 0.003 |
| 52 | 956 | 15.600 | 15.603 | 0.003 |
| 55 | 198 | 15.612 | 15.608 | -0.005 |
| 55 | 220 | 15.754 | 15.759 | 0.005 |
| 55 | 665 | 15.821 | 15.836 | 0.016 |
| 55 | 818 | 15.586 | 15.592 | 0.006 |
| 55 | 1057 | 15.759 | 15.757 | -0.002 |
| 55 | 1137 | 15.595 | 15.606 | 0.011 |
| 100 | 448 | 15.425 | 15.439 | 0.014 |
| 100 | 938 | 15.598 | 15.590 | -0.008 |
| 100 | 1051 | 15.751 | 15.732 | -0.019 |
| 102 | 921 | 15.755 | 15.737 | -0.019 |
| 102 | 1113 | 15.821 | 15.813 | -0.008 |
| 102 | 1234 | 15.743 | 15.594 | -0.149 |
| 105 | 194 | 15.827 | 15.832 | 0.005 |
| 105 | 367 | 15.777 | 15.759 | -0.019 |
| 105 | 440 | 15.581 | 15.587 | 0.006 |
| 105 | 477 | 15.752 | 15.597 | -0.156 |
| 105 | 556 | 15.608 | 15.587 | -0.020 |
| 105 | 1213 | 15.411 | 15.273 | -0.138 |
| Max | | 15.852 | 15.860 | 0.129 |
| Average | | 15.667 | 15.663 | -0.004 |
| Min | | 15.259 | 15.257 | -0.156 |
| Std Dev | | 0.144 | 0.143 | 0.040 |

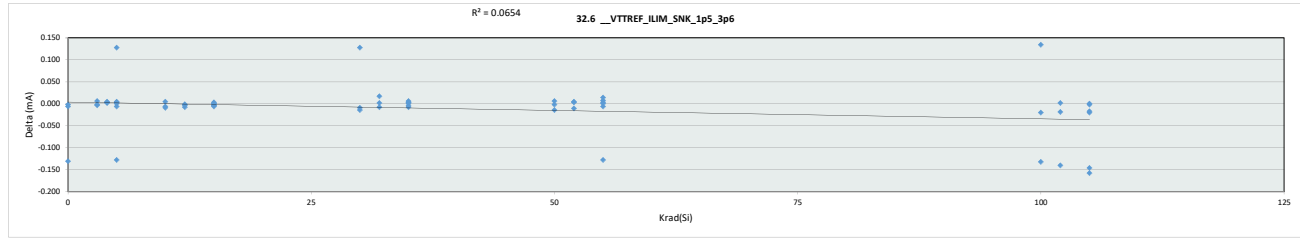


| 32.3 __VTTRF_ILIM_SNK_1p8 | | | | | | | | | | | | | | | | |
|---------------------------|--------|--------|--------|--------|--------|--------|--------|--------|--------|--------|--------|--------|--------|--------|--------|--------|
| Test Site | | | | | | | | | | | | | | | | |
| Tester | | | | | | | | | | | | | | | | |
| Test Number | | | | | | | | | | | | | | | | |
| Max Limit | | | mA | mA | | | | | | | | | | | | |
| Min Limit | | | 12 | 12 | | | | | | | | | | | | |
| Krad(Si) | 0 | 3 | 4 | 5 | 10 | 12 | 15 | 30 | 32 | 35 | 50 | 52 | 55 | 100 | 102 | 105 |
| LL | 12.000 | 12.000 | 12.000 | 12.000 | 12.000 | 12.000 | 12.000 | 12.000 | 12.000 | 12.000 | 12.000 | 12.000 | 12.000 | 12.000 | 12.000 | 12.000 |
| Min | 15.583 | 15.569 | 15.743 | 15.439 | 15.587 | 15.265 | 15.573 | 15.604 | 15.608 | 15.257 | 15.408 | 15.603 | 15.592 | 15.439 | 15.594 | 15.273 |
| Average | 15.647 | 15.709 | 15.788 | 15.623 | 15.741 | 15.562 | 15.651 | 15.724 | 15.714 | 15.617 | 15.649 | 15.701 | 15.693 | 15.587 | 15.714 | 15.606 |
| Max | 15.759 | 15.780 | 15.840 | 15.759 | 15.860 | 15.816 | 15.810 | 15.815 | 15.779 | 15.773 | 15.794 | 15.752 | 15.836 | 15.732 | 15.813 | 15.832 |
| UL | | | | | | | | | | | | | | | | |

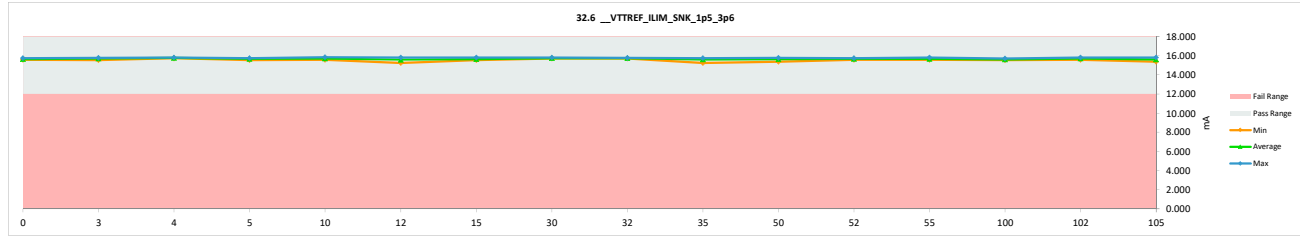


HDR TID Report
TPS7H3302-SP QML CALSS P

| 32.6 __VTTREF_ILIM_SNK_1p5_3p6 | | | | |
|--------------------------------|----------|--------|--------|--------|
| Test Site | Serial # | PRE | POST | Delta |
| 0 | 775 | 15.751 | 15.749 | -0.002 |
| 0 | 1088 | 15.718 | 15.587 | -0.131 |
| 0 | 1106 | 15.578 | 15.572 | -0.006 |
| 3 | 817 | 15.763 | 15.769 | 0.006 |
| 3 | 825 | 15.556 | 15.553 | -0.003 |
| 3 | 833 | 15.771 | 15.769 | -0.002 |
| 4 | 847 | 15.727 | 15.729 | 0.002 |
| 4 | 645 | 15.822 | 15.827 | 0.005 |
| 4 | 788 | 15.773 | 15.776 | 0.003 |
| 5 | 959 | 15.717 | 15.717 | 0.000 |
| 5 | 991 | 15.717 | 15.589 | -0.128 |
| 5 | 1000 | 15.422 | 15.550 | 0.128 |
| 5 | 1011 | 15.748 | 15.751 | 0.003 |
| 5 | 1087 | 15.721 | 15.715 | -0.006 |
| 5 | 1097 | 15.720 | 15.724 | 0.005 |
| 10 | 180 | 15.576 | 15.570 | -0.006 |
| 10 | 236 | 15.841 | 15.846 | 0.005 |
| 10 | 246 | 15.769 | 15.760 | -0.009 |
| 12 | 190 | 15.810 | 15.802 | -0.008 |
| 12 | 266 | 15.721 | 15.718 | -0.003 |
| 12 | 308 | 15.257 | 15.256 | -0.002 |
| 15 | 848 | 15.721 | 15.724 | 0.003 |
| 15 | 878 | 15.718 | 15.712 | -0.006 |
| 15 | 880 | 15.578 | 15.578 | 0.000 |
| 15 | 942 | 15.802 | 15.799 | -0.003 |
| 15 | 947 | 15.562 | 15.559 | -0.003 |
| 15 | 962 | 15.578 | 15.578 | 0.000 |
| 30 | 1141 | 15.589 | 15.717 | 0.128 |
| 30 | 1242 | 15.807 | 15.797 | -0.009 |
| 30 | 1417 | 15.749 | 15.735 | -0.014 |
| 32 | 1126 | 15.718 | 15.720 | 0.002 |
| 32 | 1165 | 15.752 | 15.745 | -0.008 |
| 32 | 1300 | 15.748 | 15.765 | 0.017 |
| 35 | 376 | 15.762 | 15.762 | 0.000 |
| 35 | 405 | 15.245 | 15.248 | 0.003 |
| 35 | 425 | 15.383 | 15.390 | 0.006 |
| 35 | 492 | 15.759 | 15.754 | -0.005 |
| 35 | 501 | 15.738 | 15.731 | -0.008 |
| 35 | 521 | 15.749 | 15.752 | 0.003 |
| 50 | 300 | 15.743 | 15.729 | -0.014 |
| 50 | 756 | 15.774 | 15.780 | 0.006 |
| 50 | 1100 | 15.396 | 15.394 | -0.002 |
| 52 | 451 | 15.746 | 15.735 | -0.011 |
| 52 | 587 | 15.740 | 15.743 | 0.003 |
| 52 | 956 | 15.587 | 15.592 | 0.005 |
| 55 | 198 | 15.721 | 15.594 | -0.128 |
| 55 | 220 | 15.743 | 15.751 | 0.008 |
| 55 | 665 | 15.804 | 15.818 | 0.014 |
| 55 | 818 | 15.581 | 15.581 | 0.000 |
| 55 | 1057 | 15.749 | 15.743 | -0.006 |
| 55 | 1137 | 15.589 | 15.592 | 0.003 |
| 100 | 448 | 15.418 | 15.552 | 0.134 |
| 100 | 938 | 15.717 | 15.584 | -0.132 |
| 100 | 1051 | 15.741 | 15.721 | -0.020 |
| 102 | 921 | 15.745 | 15.726 | -0.019 |
| 102 | 1113 | 15.797 | 15.799 | 0.002 |
| 102 | 1234 | 15.726 | 15.586 | -0.140 |
| 105 | 194 | 15.818 | 15.816 | -0.002 |
| 105 | 367 | 15.768 | 15.748 | -0.020 |
| 105 | 440 | 15.572 | 15.572 | 0.000 |
| 105 | 477 | 15.743 | 15.586 | -0.157 |
| 105 | 556 | 15.723 | 15.576 | -0.146 |
| 105 | 1213 | 15.400 | 15.383 | -0.017 |
| Max | | 15.841 | 15.846 | 0.134 |
| Average | | 15.679 | 15.668 | -0.011 |
| Min | | 15.245 | 15.248 | -0.157 |
| Std Dev | | 0.137 | 0.133 | 0.054 |

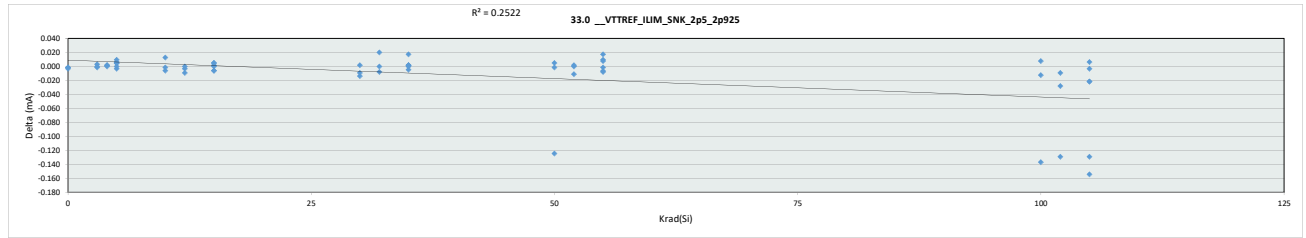


| 32.6 __VTTREF_ILIM_SNK_1p5 | | | | | | | | | | | | |
|----------------------------|----------|--------|--------|--------|--|--|--|--|--|--|--|--|
| Test Site | Serial # | PRE | POST | Delta | | | | | | | | |
| 0 | 775 | 15.751 | 15.749 | -0.002 | | | | | | | | |
| 0 | 1088 | 15.718 | 15.587 | -0.131 | | | | | | | | |
| 0 | 1106 | 15.578 | 15.572 | -0.006 | | | | | | | | |
| 3 | 817 | 15.763 | 15.769 | 0.006 | | | | | | | | |
| 3 | 825 | 15.556 | 15.553 | -0.003 | | | | | | | | |
| 3 | 833 | 15.771 | 15.769 | -0.002 | | | | | | | | |
| 4 | 847 | 15.727 | 15.729 | 0.002 | | | | | | | | |
| 4 | 645 | 15.822 | 15.827 | 0.005 | | | | | | | | |
| 4 | 788 | 15.773 | 15.776 | 0.003 | | | | | | | | |
| 5 | 959 | 15.717 | 15.717 | 0.000 | | | | | | | | |
| 5 | 991 | 15.717 | 15.589 | -0.128 | | | | | | | | |
| 5 | 1000 | 15.422 | 15.550 | 0.128 | | | | | | | | |
| 5 | 1011 | 15.748 | 15.751 | 0.003 | | | | | | | | |
| 5 | 1087 | 15.721 | 15.715 | -0.006 | | | | | | | | |
| 5 | 1097 | 15.720 | 15.724 | 0.005 | | | | | | | | |
| 10 | 180 | 15.576 | 15.570 | -0.006 | | | | | | | | |
| 10 | 236 | 15.841 | 15.846 | 0.005 | | | | | | | | |
| 10 | 246 | 15.769 | 15.760 | -0.009 | | | | | | | | |
| 12 | 190 | 15.810 | 15.802 | -0.008 | | | | | | | | |
| 12 | 266 | 15.721 | 15.718 | -0.003 | | | | | | | | |
| 12 | 308 | 15.257 | 15.256 | -0.002 | | | | | | | | |
| 15 | 848 | 15.721 | 15.724 | 0.003 | | | | | | | | |
| 15 | 878 | 15.718 | 15.712 | -0.006 | | | | | | | | |
| 15 | 880 | 15.578 | 15.578 | 0.000 | | | | | | | | |
| 15 | 942 | 15.802 | 15.799 | -0.003 | | | | | | | | |
| 15 | 947 | 15.562 | 15.559 | -0.003 | | | | | | | | |
| 15 | 962 | 15.578 | 15.578 | 0.000 | | | | | | | | |
| 30 | 1141 | 15.589 | 15.717 | 0.128 | | | | | | | | |
| 30 | 1242 | 15.807 | 15.797 | -0.009 | | | | | | | | |
| 30 | 1417 | 15.749 | 15.735 | -0.014 | | | | | | | | |
| 32 | 1126 | 15.718 | 15.720 | 0.002 | | | | | | | | |
| 32 | 1165 | 15.752 | 15.745 | -0.008 | | | | | | | | |
| 32 | 1300 | 15.748 | 15.765 | 0.017 | | | | | | | | |
| 35 | 376 | 15.762 | 15.762 | 0.000 | | | | | | | | |
| 35 | 405 | 15.245 | 15.248 | 0.003 | | | | | | | | |
| 35 | 425 | 15.383 | 15.390 | 0.006 | | | | | | | | |
| 35 | 492 | 15.759 | 15.754 | -0.005 | | | | | | | | |
| 35 | 501 | 15.738 | 15.731 | -0.008 | | | | | | | | |
| 35 | 521 | 15.749 | 15.752 | 0.003 | | | | | | | | |
| 50 | 300 | 15.743 | 15.729 | -0.014 | | | | | | | | |
| 50 | 756 | 15.774 | 15.780 | 0.006 | | | | | | | | |
| 50 | 1100 | 15.396 | 15.394 | -0.002 | | | | | | | | |
| 52 | 451 | 15.746 | 15.735 | -0.011 | | | | | | | | |
| 52 | 587 | 15.740 | 15.743 | 0.003 | | | | | | | | |
| 52 | 956 | 15.587 | 15.592 | 0.005 | | | | | | | | |
| 55 | 198 | 15.721 | 15.594 | -0.128 | | | | | | | | |
| 55 | 220 | 15.743 | 15.751 | 0.008 | | | | | | | | |
| 55 | 665 | 15.804 | 15.818 | 0.014 | | | | | | | | |
| 55 | 818 | 15.581 | 15.581 | 0.000 | | | | | | | | |
| 55 | 1057 | 15.749 | 15.743 | -0.006 | | | | | | | | |
| 55 | 1137 | 15.589 | 15.592 | 0.003 | | | | | | | | |
| 100 | 448 | 15.418 | 15.552 | 0.134 | | | | | | | | |
| 100 | 938 | 15.717 | 15.584 | -0.132 | | | | | | | | |
| 100 | 1051 | 15.741 | 15.721 | -0.020 | | | | | | | | |
| 102 | 921 | 15.745 | 15.726 | -0.019 | | | | | | | | |
| 102 | 1113 | 15.797 | 15.799 | 0.002 | | | | | | | | |
| 102 | 1234 | 15.726 | 15.586 | -0.140 | | | | | | | | |
| 105 | 194 | 15.818 | 15.816 | -0.002 | | | | | | | | |
| 105 | 367 | 15.768 | 15.748 | -0.020 | | | | | | | | |
| 105 | 440 | 15.572 | 15.572 | 0.000 | | | | | | | | |
| 105 | 477 | 15.743 | 15.586 | -0.157 | | | | | | | | |
| 105 | 556 | 15.723 | 15.576 | -0.146 | | | | | | | | |
| 105 | 1213 | 15.400 | 15.383 | -0.017 | | | | | | | | |
| Max | | 15.841 | 15.846 | 0.134 | | | | | | | | |
| Average | | 15.679 | 15.668 | -0.011 | | | | | | | | |
| Min | | 15.245 | 15.248 | -0.157 | | | | | | | | |
| Std Dev | | 0.137 | 0.133 | 0.054 | | | | | | | | |

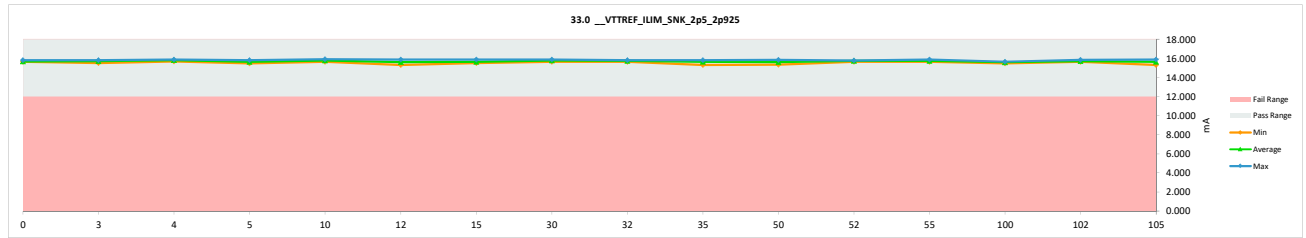


HDR TID Report
TPS7H3302-SP QML CALSS P

| 33.0_VTTREF_ILIM_SNK_2p5_2p925 | | | | |
|--------------------------------|----------|-------------|--------|-----------|
| Test Site | Tester | Test Number | Unit | Min Limit |
| | | | mA | 12 |
| | | | mA | 12 |
| Krad(Si) | Serial # | PRE | POST | Delta |
| 0 | 775 | 15.802 | 15.801 | -0.002 |
| 0 | 1088 | 15.648 | 15.645 | -0.003 |
| 0 | 1106 | 15.629 | 15.628 | -0.002 |
| 3 | 817 | 15.821 | 15.824 | 0.003 |
| 3 | 825 | 15.495 | 15.494 | -0.002 |
| 3 | 833 | 15.825 | 15.825 | 0.000 |
| 4 | 547 | 15.665 | 15.667 | 0.002 |
| 4 | 645 | 15.892 | 15.892 | 0.000 |
| 4 | 788 | 15.829 | 15.830 | 0.002 |
| 5 | 959 | 15.648 | 15.653 | 0.005 |
| 5 | 991 | 15.646 | 15.643 | -0.003 |
| 5 | 1000 | 15.475 | 15.484 | 0.009 |
| 5 | 1011 | 15.797 | 15.802 | 0.005 |
| 5 | 1087 | 15.646 | 15.646 | 0.000 |
| 5 | 1097 | 15.654 | 15.660 | 0.006 |
| 10 | 180 | 15.628 | 15.626 | -0.002 |
| 10 | 236 | 15.908 | 15.920 | 0.012 |
| 10 | 246 | 15.824 | 15.818 | -0.006 |
| 12 | 190 | 15.868 | 15.868 | 0.000 |
| 12 | 266 | 15.654 | 15.645 | -0.009 |
| 12 | 308 | 15.309 | 15.306 | -0.003 |
| 15 | 848 | 15.657 | 15.662 | 0.005 |
| 15 | 878 | 15.654 | 15.648 | -0.006 |
| 15 | 880 | 15.632 | 15.634 | 0.002 |
| 15 | 942 | 15.861 | 15.861 | 0.000 |
| 15 | 947 | 15.498 | 15.492 | -0.006 |
| 15 | 962 | 15.629 | 15.634 | 0.005 |
| 30 | 1141 | 15.645 | 15.646 | 0.002 |
| 30 | 1242 | 15.872 | 15.863 | -0.009 |
| 30 | 1417 | 15.801 | 15.787 | -0.014 |
| 32 | 1126 | 15.651 | 15.651 | 0.000 |
| 32 | 1165 | 15.802 | 15.794 | -0.008 |
| 32 | 1300 | 15.804 | 15.824 | 0.020 |
| 35 | 376 | 15.818 | 15.818 | 0.000 |
| 35 | 405 | 15.296 | 15.298 | 0.002 |
| 35 | 425 | 15.312 | 15.329 | 0.017 |
| 35 | 492 | 15.811 | 15.807 | -0.005 |
| 35 | 501 | 15.785 | 15.787 | 0.002 |
| 35 | 521 | 15.805 | 15.807 | 0.002 |
| 50 | 300 | 15.794 | 15.670 | -0.125 |
| 50 | 756 | 15.832 | 15.836 | 0.005 |
| 50 | 1100 | 15.332 | 15.330 | -0.001 |
| 52 | 451 | 15.799 | 15.788 | -0.011 |
| 52 | 587 | 15.791 | 15.793 | 0.002 |
| 52 | 956 | 15.639 | 15.639 | 0.000 |
| 55 | 198 | 15.653 | 15.646 | -0.006 |
| 55 | 220 | 15.790 | 15.799 | 0.009 |
| 55 | 665 | 15.866 | 15.883 | 0.017 |
| 55 | 818 | 15.631 | 15.629 | -0.002 |
| 55 | 1057 | 15.799 | 15.791 | -0.008 |
| 55 | 1137 | 15.637 | 15.645 | 0.008 |
| 100 | 448 | 15.474 | 15.481 | 0.008 |
| 100 | 938 | 15.648 | 15.635 | -0.012 |
| 100 | 1051 | 15.790 | 15.653 | -0.137 |
| 102 | 921 | 15.793 | 15.664 | -0.129 |
| 102 | 1113 | 15.868 | 15.858 | -0.009 |
| 102 | 1234 | 15.667 | 15.639 | -0.028 |
| 105 | 194 | 15.878 | 15.885 | 0.006 |
| 105 | 367 | 15.819 | 15.797 | -0.022 |
| 105 | 440 | 15.626 | 15.623 | -0.003 |
| 105 | 477 | 15.791 | 15.637 | -0.154 |
| 105 | 556 | 15.650 | 15.628 | -0.022 |
| 105 | 1213 | 15.452 | 15.323 | -0.129 |
| | Max | 15.908 | 15.920 | 0.020 |
| | Average | 15.699 | 15.687 | -0.012 |
| | Min | 15.296 | 15.298 | -0.154 |
| | Std Dev | 0.152 | 0.154 | 0.038 |

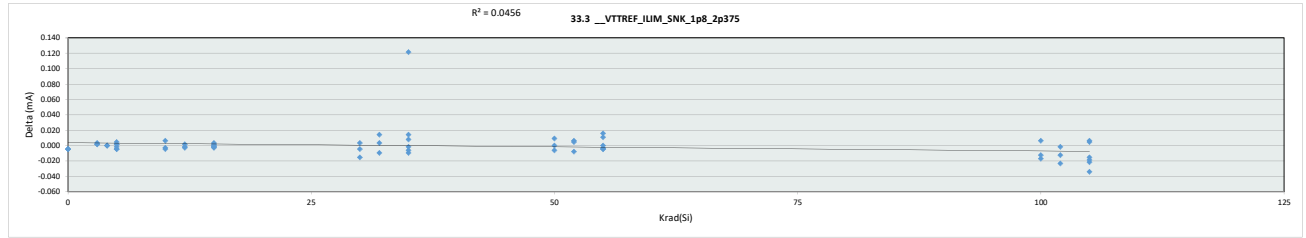


| 33.0_VTTREF_ILIM_SNK_2p5 | | | | | | | | | | | | | | | | |
|--------------------------|--------|-------------|-----------|-----------|--------|--------|--------|--------|--------|--------|--------|--------|--------|--------|--------|--------|
| Test Site | Tester | Test Number | Max Limit | Min Limit | | | | | | | | | | | | |
| | | | mA | 12 | | | | | | | | | | | | |
| | | | mA | 12 | | | | | | | | | | | | |
| Krad(Si) | 0 | 3 | 4 | 5 | 10 | 12 | 15 | 30 | 32 | 35 | 50 | 52 | 55 | 100 | 102 | 105 |
| LL | 12.000 | 12.000 | 12.000 | 12.000 | 12.000 | 12.000 | 12.000 | 12.000 | 12.000 | 12.000 | 12.000 | 12.000 | 12.000 | 12.000 | 12.000 | 12.000 |
| Min | 15.628 | 15.494 | 15.667 | 15.485 | 15.626 | 15.306 | 15.492 | 15.646 | 15.651 | 15.298 | 15.330 | 15.639 | 15.629 | 15.481 | 15.639 | 15.323 |
| Average | 15.691 | 15.714 | 15.796 | 15.648 | 15.788 | 15.606 | 15.655 | 15.765 | 15.756 | 15.641 | 15.612 | 15.740 | 15.732 | 15.590 | 15.720 | 15.649 |
| Max | 15.801 | 15.826 | 15.892 | 15.802 | 15.921 | 15.868 | 15.861 | 15.863 | 15.824 | 15.818 | 15.836 | 15.793 | 15.883 | 15.653 | 15.858 | 15.885 |
| UL | | | | | | | | | | | | | | | | |

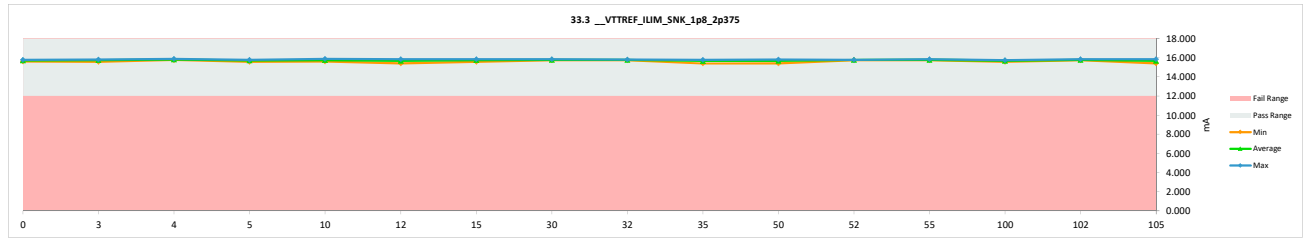


HDR TID Report
TPS7H3302-SP QML CALSS P

| 33.3_VTTREF_ILIM_SNK_1p8_2p375 | | | | |
|--------------------------------|----------|--------|--------|--------|
| Test Site | | | | |
| Tester | | | | |
| Test Number | | | | |
| Unit | | | | |
| Max Limit | | mA | mA | |
| Min Limit | | 12 | 12 | |
| Krad(Si) | Serial # | PRE | POST | Delta |
| 0 | 775 | 15.785 | 15.780 | -0.005 |
| 0 | 1088 | 15.749 | 15.745 | -0.005 |
| 0 | 1106 | 15.608 | 15.603 | -0.005 |
| 3 | 817 | 15.797 | 15.801 | 0.003 |
| 3 | 825 | 15.590 | 15.592 | 0.002 |
| 3 | 833 | 15.802 | 15.804 | 0.002 |
| 4 | 847 | 15.762 | 15.762 | 0.000 |
| 4 | 645 | 15.864 | 15.864 | 0.000 |
| 4 | 788 | 15.805 | 15.805 | 0.000 |
| 5 | 959 | 15.748 | 15.749 | 0.002 |
| 5 | 991 | 15.746 | 15.741 | -0.005 |
| 5 | 1000 | 15.580 | 15.578 | -0.002 |
| 5 | 1011 | 15.776 | 15.780 | 0.005 |
| 5 | 1087 | 15.748 | 15.743 | -0.005 |
| 5 | 1097 | 15.751 | 15.752 | 0.002 |
| 10 | 180 | 15.609 | 15.606 | -0.003 |
| 10 | 236 | 15.878 | 15.885 | 0.006 |
| 10 | 246 | 15.804 | 15.799 | -0.005 |
| 12 | 190 | 15.843 | 15.844 | 0.002 |
| 12 | 266 | 15.754 | 15.751 | -0.003 |
| 12 | 308 | 15.408 | 15.407 | -0.002 |
| 15 | 848 | 15.755 | 15.759 | 0.003 |
| 15 | 878 | 15.748 | 15.745 | -0.003 |
| 15 | 880 | 15.737 | 15.735 | -0.002 |
| 15 | 942 | 15.838 | 15.838 | 0.000 |
| 15 | 947 | 15.592 | 15.590 | -0.002 |
| 15 | 962 | 15.735 | 15.737 | 0.002 |
| 30 | 1141 | 15.741 | 15.745 | 0.003 |
| 30 | 1242 | 15.846 | 15.841 | -0.005 |
| 30 | 1417 | 15.782 | 15.766 | -0.016 |
| 32 | 1126 | 15.746 | 15.749 | 0.003 |
| 32 | 1165 | 15.783 | 15.774 | -0.009 |
| 32 | 1300 | 15.790 | 15.804 | 0.014 |
| 35 | 376 | 15.801 | 15.794 | -0.006 |
| 35 | 405 | 15.278 | 15.399 | 0.121 |
| 35 | 425 | 15.411 | 15.425 | 0.014 |
| 35 | 492 | 15.793 | 15.791 | -0.002 |
| 35 | 501 | 15.773 | 15.763 | -0.009 |
| 35 | 521 | 15.782 | 15.790 | 0.008 |
| 50 | 300 | 15.774 | 15.768 | -0.006 |
| 50 | 756 | 15.805 | 15.815 | 0.009 |
| 50 | 1100 | 15.427 | 15.427 | 0.000 |
| 52 | 451 | 15.779 | 15.771 | -0.008 |
| 52 | 587 | 15.773 | 15.779 | 0.006 |
| 52 | 956 | 15.740 | 15.745 | 0.005 |
| 55 | 198 | 15.751 | 15.748 | -0.003 |
| 55 | 220 | 15.773 | 15.783 | 0.011 |
| 55 | 665 | 15.846 | 15.861 | 0.016 |
| 55 | 818 | 15.735 | 15.731 | -0.005 |
| 55 | 1057 | 15.780 | 15.776 | -0.005 |
| 55 | 1137 | 15.741 | 15.741 | 0.000 |
| 100 | 448 | 15.573 | 15.580 | 0.006 |
| 100 | 938 | 15.746 | 15.734 | -0.013 |
| 100 | 1051 | 15.771 | 15.754 | -0.017 |
| 102 | 921 | 15.774 | 15.762 | -0.012 |
| 102 | 1113 | 15.841 | 15.840 | -0.002 |
| 102 | 1234 | 15.760 | 15.737 | -0.023 |
| 105 | 194 | 15.858 | 15.863 | 0.005 |
| 105 | 367 | 15.801 | 15.779 | -0.022 |
| 105 | 440 | 15.603 | 15.609 | 0.006 |
| 105 | 477 | 15.773 | 15.738 | -0.034 |
| 105 | 556 | 15.749 | 15.734 | -0.016 |
| 105 | 1213 | 15.433 | 15.415 | -0.019 |
| Max | | 15.878 | 15.885 | 0.121 |
| Average | | 15.729 | 15.729 | 0.000 |
| Min | | 15.278 | 15.399 | -0.034 |
| Std Dev | | 0.122 | 0.116 | 0.018 |

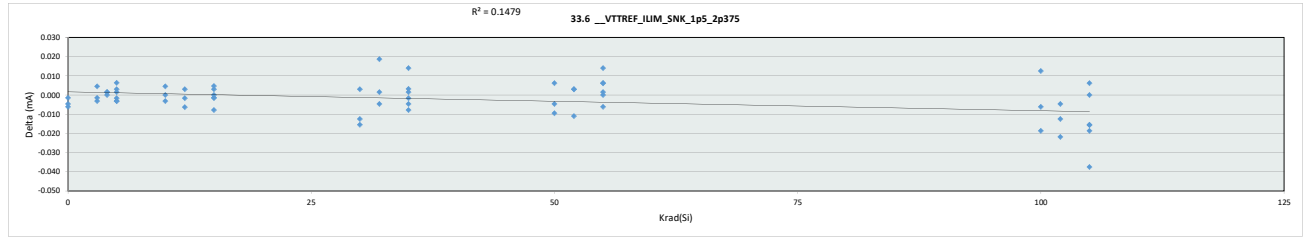


| 33.3_VTTREF_ILIM_SNK_1p8 | | | | | | | | | | | | | | | | |
|--------------------------|--------|--------|--------|--------|--------|--------|--------|--------|--------|--------|--------|--------|--------|--------|--------|--------|
| Test Site | | | | | | | | | | | | | | | | |
| Tester | | | | | | | | | | | | | | | | |
| Test Number | | | | | | | | | | | | | | | | |
| Max Limit | | | mA | mA | | | | | | | | | | | | |
| Min Limit | | | 12 | 12 | | | | | | | | | | | | |
| Krad(Si) | 0 | 3 | 4 | 5 | 10 | 12 | 15 | 30 | 32 | 35 | 50 | 52 | 55 | 100 | 102 | 105 |
| LL | 12.000 | 12.000 | 12.000 | 12.000 | 12.000 | 12.000 | 12.000 | 12.000 | 12.000 | 12.000 | 12.000 | 12.000 | 12.000 | 12.000 | 12.000 | 12.000 |
| Min | 15.603 | 15.592 | 15.762 | 15.578 | 15.606 | 15.407 | 15.590 | 15.745 | 15.749 | 15.399 | 15.427 | 15.745 | 15.731 | 15.580 | 15.737 | 15.415 |
| Average | 15.709 | 15.732 | 15.810 | 15.724 | 15.763 | 15.667 | 15.734 | 15.784 | 15.776 | 15.660 | 15.670 | 15.765 | 15.773 | 15.689 | 15.779 | 15.690 |
| Max | 15.780 | 15.804 | 15.864 | 15.780 | 15.885 | 15.844 | 15.838 | 15.841 | 15.804 | 15.794 | 15.815 | 15.779 | 15.861 | 15.754 | 15.840 | 15.863 |
| UL | | | | | | | | | | | | | | | | |

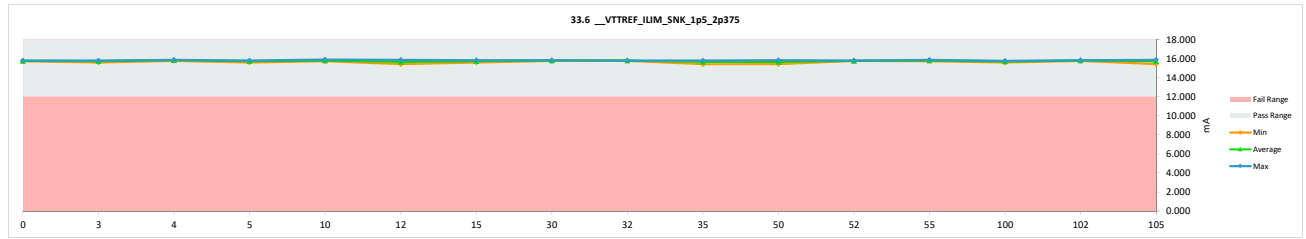


HDR TID Report
TPS7H3302-SP QML CALSS P

| 33.6 __VTTREF_ILIM_SNK_1p5_2p375 | | | | |
|----------------------------------|----------|--------|--------|--------|
| Test Site | | | | |
| Tester | | | | |
| Test Number | | | | |
| Unit | mA | mA | | |
| Max Limit | | | | |
| Min Limit | 12 | 12 | | |
| Krad(Si) | Serial # | PRE | POST | Delta |
| 0 | 775 | 15.769 | 15.768 | -0.001 |
| 0 | 1088 | 15.737 | 15.732 | -0.005 |
| 0 | 1106 | 15.724 | 15.718 | -0.006 |
| 3 | 817 | 15.783 | 15.788 | 0.005 |
| 3 | 825 | 15.584 | 15.581 | -0.003 |
| 3 | 833 | 15.791 | 15.790 | -0.002 |
| 4 | 547 | 15.751 | 15.752 | 0.002 |
| 4 | 645 | 15.847 | 15.849 | 0.002 |
| 4 | 788 | 15.793 | 15.793 | 0.000 |
| 5 | 959 | 15.735 | 15.734 | -0.002 |
| 5 | 991 | 15.738 | 15.735 | -0.003 |
| 5 | 1000 | 15.564 | 15.570 | 0.006 |
| 5 | 1011 | 15.766 | 15.768 | 0.002 |
| 5 | 1087 | 15.737 | 15.734 | -0.003 |
| 5 | 1097 | 15.740 | 15.743 | 0.003 |
| 10 | 180 | 15.718 | 15.718 | 0.000 |
| 10 | 236 | 15.863 | 15.868 | 0.005 |
| 10 | 246 | 15.790 | 15.787 | -0.003 |
| 12 | 190 | 15.830 | 15.833 | 0.003 |
| 12 | 266 | 15.743 | 15.737 | -0.006 |
| 12 | 308 | 15.396 | 15.394 | -0.002 |
| 15 | 848 | 15.745 | 15.749 | 0.005 |
| 15 | 878 | 15.738 | 15.731 | -0.008 |
| 15 | 880 | 15.723 | 15.721 | -0.002 |
| 15 | 942 | 15.822 | 15.822 | 0.000 |
| 15 | 947 | 15.586 | 15.584 | -0.002 |
| 15 | 962 | 15.723 | 15.726 | 0.003 |
| 30 | 1141 | 15.729 | 15.732 | 0.003 |
| 30 | 1242 | 15.835 | 15.819 | -0.016 |
| 30 | 1417 | 15.769 | 15.757 | -0.012 |
| 32 | 1126 | 15.737 | 15.738 | 0.002 |
| 32 | 1165 | 15.774 | 15.769 | -0.005 |
| 32 | 1300 | 15.769 | 15.788 | 0.019 |
| 35 | 376 | 15.783 | 15.785 | 0.002 |
| 35 | 405 | 15.388 | 15.386 | -0.002 |
| 35 | 425 | 15.399 | 15.413 | 0.014 |
| 35 | 492 | 15.783 | 15.776 | -0.008 |
| 35 | 501 | 15.760 | 15.755 | -0.005 |
| 35 | 521 | 15.769 | 15.773 | 0.003 |
| 50 | 300 | 15.765 | 15.755 | -0.009 |
| 50 | 756 | 15.796 | 15.802 | 0.006 |
| 50 | 1100 | 15.418 | 15.413 | -0.005 |
| 52 | 451 | 15.771 | 15.760 | -0.011 |
| 52 | 587 | 15.762 | 15.765 | 0.003 |
| 52 | 956 | 15.727 | 15.731 | 0.003 |
| 55 | 198 | 15.737 | 15.737 | 0.000 |
| 55 | 220 | 15.765 | 15.771 | 0.006 |
| 55 | 665 | 15.825 | 15.840 | 0.014 |
| 55 | 818 | 15.721 | 15.723 | 0.002 |
| 55 | 1057 | 15.766 | 15.760 | -0.006 |
| 55 | 1137 | 15.731 | 15.737 | 0.006 |
| 100 | 448 | 15.558 | 15.570 | 0.012 |
| 100 | 938 | 15.734 | 15.727 | -0.006 |
| 100 | 1051 | 15.762 | 15.743 | -0.019 |
| 102 | 921 | 15.763 | 15.751 | -0.012 |
| 102 | 1113 | 15.825 | 15.821 | -0.005 |
| 102 | 1234 | 15.749 | 15.727 | -0.022 |
| 105 | 194 | 15.836 | 15.843 | 0.006 |
| 105 | 367 | 15.787 | 15.771 | -0.016 |
| 105 | 440 | 15.720 | 15.720 | 0.000 |
| 105 | 477 | 15.763 | 15.726 | -0.037 |
| 105 | 556 | 15.743 | 15.724 | -0.019 |
| 105 | 1213 | 15.419 | 15.404 | -0.016 |
| Max | | 15.863 | 15.868 | 0.019 |
| Average | | 15.725 | 15.723 | -0.002 |
| Min | | 15.388 | 15.386 | -0.037 |
| Std Dev | | 0.111 | 0.111 | 0.009 |

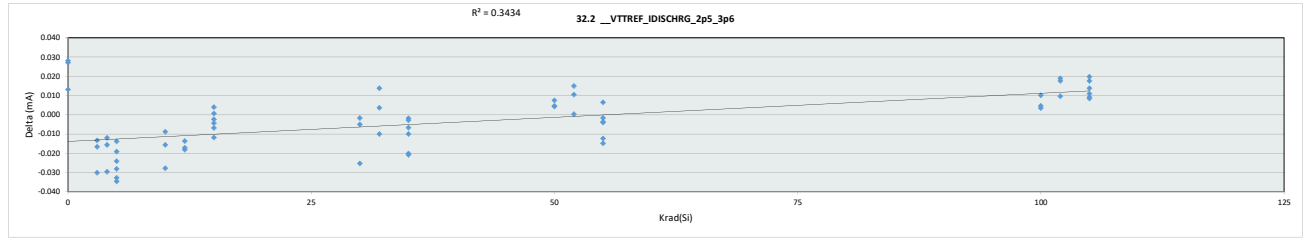


| 33.6 __VTTREF_ILIM_SNK_1p5 | | | | | | | | | | | | | | | | |
|----------------------------|--------|--------|--------|--------|--------|--------|--------|--------|--------|--------|--------|--------|--------|--------|--------|--------|
| Test Site | | | | | | | | | | | | | | | | |
| Tester | | | | | | | | | | | | | | | | |
| Test Number | | | | | | | | | | | | | | | | |
| Max Limit | | mA | | | | | | | | | | | | | | |
| Min Limit | | 12 | mA | | | | | | | | | | | | | |
| Krad(Si) | 0 | 3 | 4 | 5 | 10 | 12 | 15 | 30 | 32 | 35 | 50 | 52 | 55 | 100 | 102 | 105 |
| LL | 12.000 | 12.000 | 12.000 | 12.000 | 12.000 | 12.000 | 12.000 | 12.000 | 12.000 | 12.000 | 12.000 | 12.000 | 12.000 | 12.000 | 12.000 | 12.000 |
| Min | 15.718 | 15.581 | 15.752 | 15.570 | 15.718 | 15.394 | 15.584 | 15.732 | 15.738 | 15.386 | 15.413 | 15.731 | 15.723 | 15.570 | 15.727 | 15.404 |
| Average | 15.739 | 15.720 | 15.798 | 15.714 | 15.791 | 15.655 | 15.722 | 15.769 | 15.765 | 15.648 | 15.657 | 15.752 | 15.761 | 15.680 | 15.766 | 15.698 |
| Max | 15.768 | 15.790 | 15.849 | 15.768 | 15.868 | 15.833 | 15.822 | 15.819 | 15.788 | 15.785 | 15.802 | 15.765 | 15.840 | 15.743 | 15.821 | 15.843 |
| UL | | | | | | | | | | | | | | | | |

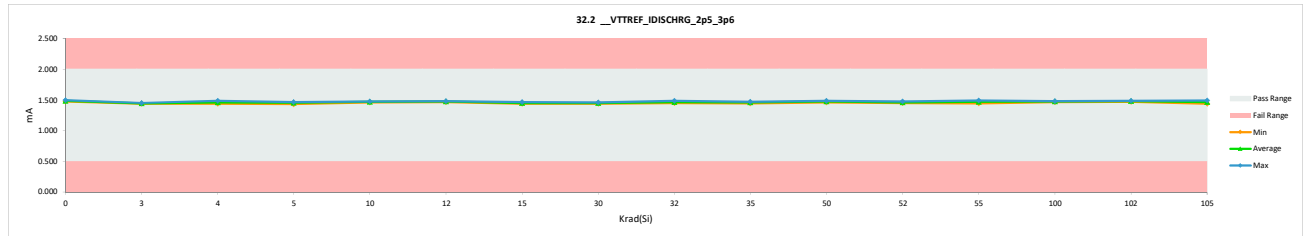


HDR TID Report
TPS7H3302-SP QML CALSS P

| 32.2 __VTTREF_IDISCHRG_2p5_3p6 | | | | |
|--------------------------------|----------|-------------|-----------|-----------|
| Test Site | Tester | Test Number | Unit | Max Limit |
| | | | mA | 2 |
| | | | mA | 2 |
| | | | Min Limit | 0.5 |
| | | | | 0.5 |
| Krad(Si) | Serial # | PRE | POST | Delta |
| 0 | 775 | 1.463 | 1.476 | 0.013 |
| 0 | 1088 | 1.457 | 1.486 | 0.028 |
| 0 | 1106 | 1.470 | 1.497 | 0.027 |
| 3 | 817 | 1.468 | 1.438 | -0.030 |
| 3 | 825 | 1.461 | 1.444 | -0.017 |
| 3 | 833 | 1.464 | 1.451 | -0.013 |
| 4 | 847 | 1.496 | 1.484 | -0.012 |
| 4 | 645 | 1.465 | 1.449 | -0.016 |
| 4 | 788 | 1.470 | 1.440 | -0.030 |
| 5 | 959 | 1.454 | 1.430 | -0.024 |
| 5 | 991 | 1.498 | 1.465 | -0.033 |
| 5 | 1000 | 1.496 | 1.462 | -0.035 |
| 5 | 1011 | 1.470 | 1.456 | -0.014 |
| 5 | 1087 | 1.475 | 1.456 | -0.019 |
| 5 | 1097 | 1.478 | 1.450 | -0.028 |
| 10 | 180 | 1.488 | 1.461 | -0.028 |
| 10 | 236 | 1.486 | 1.477 | -0.009 |
| 10 | 246 | 1.492 | 1.476 | -0.016 |
| 12 | 190 | 1.493 | 1.476 | -0.017 |
| 12 | 266 | 1.499 | 1.481 | -0.018 |
| 12 | 308 | 1.478 | 1.464 | -0.014 |
| 15 | 848 | 1.451 | 1.449 | -0.002 |
| 15 | 878 | 1.465 | 1.459 | -0.007 |
| 15 | 880 | 1.434 | 1.438 | 0.004 |
| 15 | 942 | 1.447 | 1.442 | -0.004 |
| 15 | 947 | 1.448 | 1.449 | 0.001 |
| 15 | 962 | 1.479 | 1.467 | -0.012 |
| 30 | 1141 | 1.457 | 1.452 | -0.005 |
| 30 | 1242 | 1.485 | 1.460 | -0.025 |
| 30 | 1417 | 1.443 | 1.441 | -0.002 |
| 32 | 1126 | 1.452 | 1.466 | 0.014 |
| 32 | 1165 | 1.481 | 1.485 | 0.004 |
| 32 | 1300 | 1.462 | 1.452 | -0.010 |
| 35 | 376 | 1.463 | 1.457 | -0.007 |
| 35 | 405 | 1.455 | 1.453 | -0.002 |
| 35 | 425 | 1.466 | 1.446 | -0.020 |
| 35 | 492 | 1.490 | 1.469 | -0.021 |
| 35 | 501 | 1.466 | 1.456 | -0.010 |
| 35 | 521 | 1.469 | 1.466 | -0.003 |
| 50 | 300 | 1.482 | 1.486 | 0.004 |
| 50 | 756 | 1.470 | 1.478 | 0.008 |
| 50 | 1100 | 1.457 | 1.462 | 0.005 |
| 52 | 451 | 1.443 | 1.458 | 0.015 |
| 52 | 587 | 1.464 | 1.474 | 0.010 |
| 52 | 956 | 1.450 | 1.451 | 0.000 |
| 55 | 198 | 1.492 | 1.489 | -0.004 |
| 55 | 220 | 1.497 | 1.482 | -0.015 |
| 55 | 665 | 1.445 | 1.444 | -0.002 |
| 55 | 818 | 1.476 | 1.464 | -0.012 |
| 55 | 1057 | 1.475 | 1.481 | 0.006 |
| 55 | 1137 | 1.476 | 1.472 | -0.004 |
| 100 | 448 | 1.478 | 1.482 | 0.005 |
| 100 | 938 | 1.454 | 1.464 | 0.010 |
| 100 | 1051 | 1.477 | 1.481 | 0.003 |
| 102 | 921 | 1.461 | 1.471 | 0.010 |
| 102 | 1113 | 1.466 | 1.485 | 0.019 |
| 102 | 1234 | 1.466 | 1.484 | 0.018 |
| 105 | 194 | 1.417 | 1.437 | 0.020 |
| 105 | 367 | 1.473 | 1.484 | 0.011 |
| 105 | 440 | 1.477 | 1.490 | 0.014 |
| 105 | 477 | 1.463 | 1.472 | 0.008 |
| 105 | 556 | 1.433 | 1.451 | 0.018 |
| 105 | 1213 | 1.449 | 1.459 | 0.009 |
| | Max | 1.499 | 1.497 | 0.028 |
| | Average | 1.468 | 1.464 | -0.004 |
| | Min | 1.417 | 1.430 | -0.035 |
| | Std Dev | 0.017 | 0.016 | 0.015 |

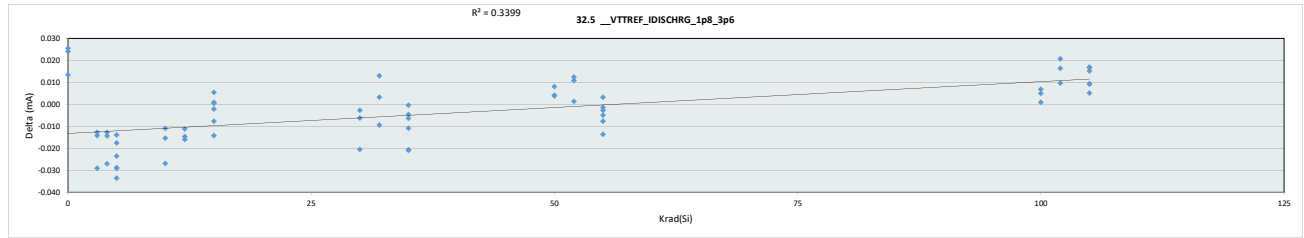


| 32.2 __VTTREF_IDISCHRG_2p5_3p6 | | | | | | | | | | | | | | | | |
|--------------------------------|--------|-------------|-------|-----------|-----------|-------|-------|-------|-------|-------|-------|-------|-------|-------|-------|-------|
| Test Site | Tester | Test Number | Unit | Max Limit | Min Limit | | | | | | | | | | | |
| | | | mA | 2 | 0.5 | | | | | | | | | | | |
| | | | mA | 2 | 0.5 | | | | | | | | | | | |
| Krad(Si) | 0 | 3 | 4 | 5 | 10 | 12 | 15 | 30 | 32 | 35 | 50 | 52 | 55 | 100 | 102 | 105 |
| LL | 0.500 | 0.500 | 0.500 | 0.500 | 0.500 | 0.500 | 0.500 | 0.500 | 0.500 | 0.500 | 0.500 | 0.500 | 0.500 | 0.500 | 0.500 | 0.500 |
| Min | 1.476 | 1.438 | 1.440 | 1.430 | 1.461 | 1.464 | 1.438 | 1.441 | 1.452 | 1.446 | 1.462 | 1.451 | 1.444 | 1.464 | 1.471 | 1.437 |
| Average | 1.486 | 1.444 | 1.458 | 1.453 | 1.471 | 1.474 | 1.451 | 1.451 | 1.467 | 1.458 | 1.475 | 1.461 | 1.472 | 1.476 | 1.480 | 1.465 |
| Max | 1.497 | 1.451 | 1.484 | 1.465 | 1.477 | 1.481 | 1.467 | 1.460 | 1.485 | 1.469 | 1.486 | 1.474 | 1.489 | 1.482 | 1.485 | 1.490 |
| UL | 2.000 | 2.000 | 2.000 | 2.000 | 2.000 | 2.000 | 2.000 | 2.000 | 2.000 | 2.000 | 2.000 | 2.000 | 2.000 | 2.000 | 2.000 | 2.000 |

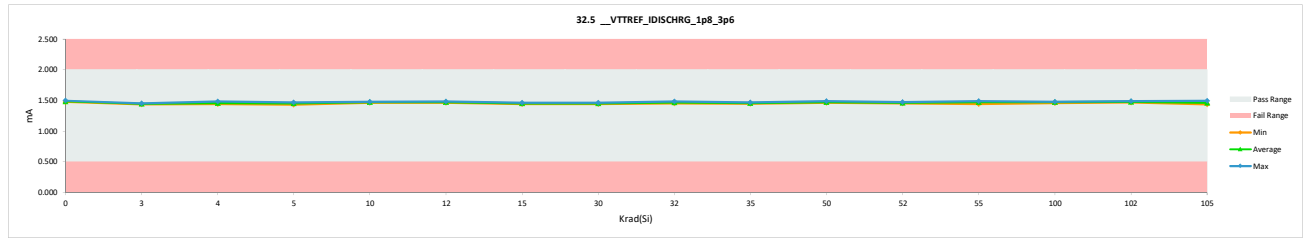


HDR TID Report
TPS7H3302-SP QML CALSS P

| 32.5_VTTREF_IDISCHRG_1p8_3p6 | | | | |
|------------------------------|----------|-------|-------|--------|
| Test Site | | | | |
| Tester | | | | |
| Test Number | | | | |
| Unit | | | | |
| Max Limit | 2 | 2 | | |
| Min Limit | 0.5 | 0.5 | | |
| Krad(Si) | Serial # | PRE | POST | Delta |
| 0 | 775 | 1.462 | 1.476 | 0.013 |
| 0 | 1088 | 1.461 | 1.485 | 0.024 |
| 0 | 1106 | 1.472 | 1.497 | 0.026 |
| 3 | 817 | 1.466 | 1.437 | -0.029 |
| 3 | 825 | 1.461 | 1.446 | -0.014 |
| 3 | 833 | 1.464 | 1.451 | -0.013 |
| 4 | 847 | 1.494 | 1.482 | -0.013 |
| 4 | 645 | 1.464 | 1.450 | -0.014 |
| 4 | 788 | 1.469 | 1.442 | -0.027 |
| 5 | 959 | 1.454 | 1.430 | -0.023 |
| 5 | 991 | 1.496 | 1.467 | -0.029 |
| 5 | 1000 | 1.497 | 1.464 | -0.034 |
| 5 | 1011 | 1.472 | 1.458 | -0.014 |
| 5 | 1087 | 1.477 | 1.459 | -0.018 |
| 5 | 1097 | 1.479 | 1.451 | -0.029 |
| 10 | 180 | 1.487 | 1.460 | -0.027 |
| 10 | 236 | 1.487 | 1.476 | -0.011 |
| 10 | 246 | 1.492 | 1.477 | -0.015 |
| 12 | 190 | 1.492 | 1.476 | -0.016 |
| 12 | 266 | 1.498 | 1.483 | -0.015 |
| 12 | 308 | 1.475 | 1.464 | -0.011 |
| 15 | 848 | 1.449 | 1.449 | 0.000 |
| 15 | 878 | 1.466 | 1.458 | -0.008 |
| 15 | 880 | 1.434 | 1.440 | 0.005 |
| 15 | 942 | 1.446 | 1.444 | -0.002 |
| 15 | 947 | 1.446 | 1.447 | 0.001 |
| 15 | 962 | 1.480 | 1.465 | -0.014 |
| 30 | 1141 | 1.458 | 1.452 | -0.006 |
| 30 | 1242 | 1.482 | 1.462 | -0.021 |
| 30 | 1417 | 1.444 | 1.441 | -0.003 |
| 32 | 1126 | 1.453 | 1.466 | 0.013 |
| 32 | 1165 | 1.480 | 1.483 | 0.003 |
| 32 | 1300 | 1.462 | 1.452 | -0.009 |
| 35 | 376 | 1.464 | 1.458 | -0.006 |
| 35 | 405 | 1.455 | 1.454 | 0.000 |
| 35 | 425 | 1.467 | 1.446 | -0.021 |
| 35 | 492 | 1.489 | 1.469 | -0.021 |
| 35 | 501 | 1.466 | 1.455 | -0.011 |
| 35 | 521 | 1.469 | 1.465 | -0.005 |
| 50 | 300 | 1.480 | 1.488 | 0.008 |
| 50 | 756 | 1.471 | 1.475 | 0.004 |
| 50 | 1100 | 1.458 | 1.462 | 0.004 |
| 52 | 451 | 1.445 | 1.458 | 0.013 |
| 52 | 587 | 1.463 | 1.474 | 0.011 |
| 52 | 956 | 1.450 | 1.451 | 0.001 |
| 55 | 198 | 1.491 | 1.489 | -0.003 |
| 55 | 220 | 1.495 | 1.481 | -0.014 |
| 55 | 665 | 1.445 | 1.444 | -0.001 |
| 55 | 818 | 1.474 | 1.467 | -0.008 |
| 55 | 1057 | 1.476 | 1.479 | 0.003 |
| 55 | 1137 | 1.476 | 1.471 | -0.005 |
| 100 | 448 | 1.479 | 1.480 | 0.001 |
| 100 | 938 | 1.453 | 1.459 | 0.007 |
| 100 | 1051 | 1.476 | 1.481 | 0.005 |
| 102 | 921 | 1.459 | 1.469 | 0.010 |
| 102 | 1113 | 1.466 | 1.486 | 0.021 |
| 102 | 1234 | 1.467 | 1.483 | 0.016 |
| 105 | 194 | 1.419 | 1.436 | 0.017 |
| 105 | 367 | 1.474 | 1.483 | 0.009 |
| 105 | 440 | 1.478 | 1.493 | 0.015 |
| 105 | 477 | 1.463 | 1.472 | 0.009 |
| 105 | 556 | 1.434 | 1.451 | 0.017 |
| 105 | 1213 | 1.451 | 1.456 | 0.005 |
| | Max | 1.498 | 1.497 | 0.026 |
| | Average | 1.468 | 1.464 | -0.004 |
| | Min | 1.419 | 1.430 | -0.034 |
| | Std Dev | 0.017 | 0.016 | 0.014 |

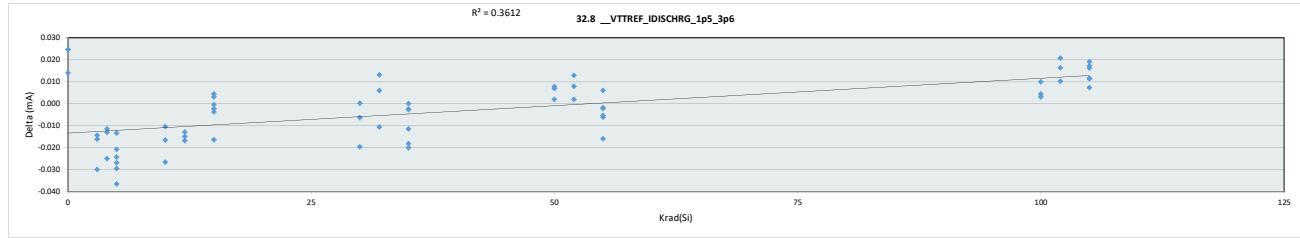


| 32.5_VTTREF_IDISCHRG_1p8_3p6 | | | | | | | | | | | | | | | | |
|------------------------------|-------|-------|-------|-------|-------|-------|-------|-------|-------|-------|-------|-------|-------|-------|-------|-------|
| Test Site | | | | | | | | | | | | | | | | |
| Tester | | | | | | | | | | | | | | | | |
| Test Number | | | | | | | | | | | | | | | | |
| Max Limit | 2 | | mA | | | | | | | | | | | | | |
| Min Limit | 0.5 | | mA | | | | | | | | | | | | | |
| Krad(Si) | 0 | 3 | 4 | 5 | 10 | 12 | 15 | 30 | 32 | 35 | 50 | 52 | 55 | 100 | 102 | 105 |
| LL | 0.500 | 0.500 | 0.500 | 0.500 | 0.500 | 0.500 | 0.500 | 0.500 | 0.500 | 0.500 | 0.500 | 0.500 | 0.500 | 0.500 | 0.500 | 0.500 |
| Min | 1.476 | 1.437 | 1.442 | 1.430 | 1.460 | 1.464 | 1.440 | 1.441 | 1.452 | 1.446 | 1.462 | 1.451 | 1.444 | 1.460 | 1.469 | 1.436 |
| Average | 1.486 | 1.445 | 1.458 | 1.455 | 1.471 | 1.474 | 1.451 | 1.452 | 1.467 | 1.458 | 1.475 | 1.461 | 1.472 | 1.473 | 1.479 | 1.465 |
| Max | 1.497 | 1.451 | 1.482 | 1.467 | 1.477 | 1.483 | 1.465 | 1.462 | 1.483 | 1.469 | 1.489 | 1.474 | 1.489 | 1.481 | 1.486 | 1.493 |
| UL | 2.000 | 2.000 | 2.000 | 2.000 | 2.000 | 2.000 | 2.000 | 2.000 | 2.000 | 2.000 | 2.000 | 2.000 | 2.000 | 2.000 | 2.000 | 2.000 |

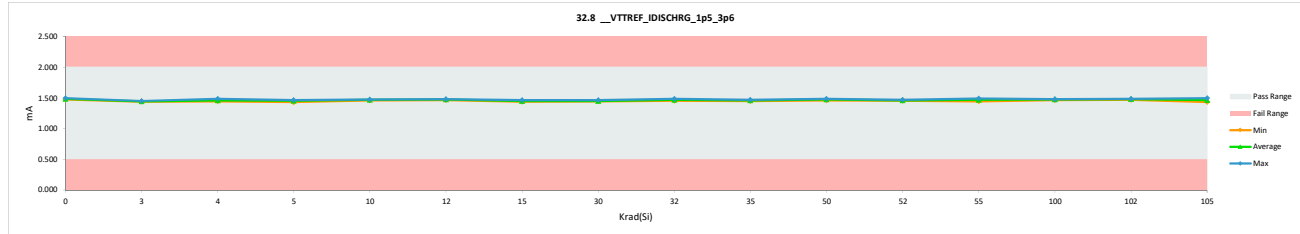


HDR TID Report
TPS7H3302-SP QML CALSS P

| 32.8_VTTREF_IDISCHRG_1p5_3p6 | | | | |
|------------------------------|----------|-------------|-----------|-----------|
| Test Site | Tester | Test Number | Unit | Max Limit |
| | | | mA | 2 |
| | | | mA | 2 |
| | | | Min Limit | 0.5 |
| | | | Min Limit | 0.5 |
| Krad(Si) | Serial # | PRE | POST | Delta |
| 0 | 775 | 1.461 | 1.475 | 0.014 |
| 0 | 1088 | 1.461 | 1.486 | 0.025 |
| 0 | 1106 | 1.472 | 1.497 | 0.025 |
| 3 | 817 | 1.467 | 1.437 | -0.030 |
| 3 | 825 | 1.463 | 1.447 | -0.016 |
| 3 | 833 | 1.466 | 1.452 | -0.014 |
| 4 | 847 | 1.495 | 1.483 | -0.012 |
| 4 | 645 | 1.464 | 1.451 | -0.013 |
| 4 | 788 | 1.467 | 1.442 | -0.025 |
| 5 | 959 | 1.454 | 1.430 | -0.024 |
| 5 | 991 | 1.496 | 1.466 | -0.030 |
| 5 | 1000 | 1.499 | 1.463 | -0.036 |
| 5 | 1011 | 1.472 | 1.458 | -0.013 |
| 5 | 1087 | 1.477 | 1.457 | -0.021 |
| 5 | 1097 | 1.479 | 1.453 | -0.027 |
| 10 | 180 | 1.487 | 1.461 | -0.027 |
| 10 | 236 | 1.486 | 1.475 | -0.010 |
| 10 | 246 | 1.493 | 1.477 | -0.017 |
| 12 | 190 | 1.492 | 1.477 | -0.015 |
| 12 | 266 | 1.499 | 1.482 | -0.017 |
| 12 | 308 | 1.479 | 1.466 | -0.013 |
| 15 | 848 | 1.450 | 1.449 | 0.000 |
| 15 | 878 | 1.465 | 1.461 | -0.004 |
| 15 | 880 | 1.434 | 1.439 | 0.004 |
| 15 | 942 | 1.447 | 1.445 | -0.002 |
| 15 | 947 | 1.447 | 1.450 | 0.003 |
| 15 | 962 | 1.481 | 1.464 | -0.016 |
| 30 | 1141 | 1.457 | 1.451 | -0.006 |
| 30 | 1242 | 1.482 | 1.463 | -0.020 |
| 30 | 1417 | 1.442 | 1.442 | 0.000 |
| 32 | 1126 | 1.453 | 1.466 | 0.013 |
| 32 | 1165 | 1.479 | 1.485 | 0.006 |
| 32 | 1300 | 1.464 | 1.453 | -0.011 |
| 35 | 376 | 1.462 | 1.460 | -0.002 |
| 35 | 405 | 1.456 | 1.456 | 0.000 |
| 35 | 425 | 1.469 | 1.449 | -0.020 |
| 35 | 492 | 1.489 | 1.471 | -0.018 |
| 35 | 501 | 1.466 | 1.455 | -0.011 |
| 35 | 521 | 1.470 | 1.467 | -0.003 |
| 50 | 300 | 1.480 | 1.488 | 0.008 |
| 50 | 756 | 1.470 | 1.477 | 0.007 |
| 50 | 1100 | 1.460 | 1.462 | 0.002 |
| 52 | 451 | 1.446 | 1.459 | 0.013 |
| 52 | 587 | 1.464 | 1.472 | 0.008 |
| 52 | 956 | 1.451 | 1.453 | 0.002 |
| 55 | 198 | 1.493 | 1.491 | -0.002 |
| 55 | 220 | 1.496 | 1.480 | -0.016 |
| 55 | 665 | 1.447 | 1.445 | -0.002 |
| 55 | 818 | 1.472 | 1.466 | -0.006 |
| 55 | 1057 | 1.476 | 1.482 | 0.006 |
| 55 | 1137 | 1.477 | 1.472 | -0.005 |
| 100 | 448 | 1.478 | 1.483 | 0.004 |
| 100 | 938 | 1.453 | 1.463 | 0.010 |
| 100 | 1051 | 1.478 | 1.481 | 0.003 |
| 102 | 921 | 1.460 | 1.470 | 0.010 |
| 102 | 1113 | 1.466 | 1.487 | 0.021 |
| 102 | 1234 | 1.467 | 1.483 | 0.016 |
| 105 | 194 | 1.417 | 1.436 | 0.019 |
| 105 | 367 | 1.472 | 1.484 | 0.012 |
| 105 | 440 | 1.478 | 1.494 | 0.016 |
| 105 | 477 | 1.463 | 1.474 | 0.011 |
| 105 | 556 | 1.434 | 1.452 | 0.017 |
| 105 | 1213 | 1.451 | 1.459 | 0.007 |
| Max | | 1.499 | 1.497 | 0.025 |
| Average | | 1.468 | 1.465 | -0.004 |
| Min | | 1.417 | 1.430 | -0.036 |
| Std Dev | | 0.017 | 0.016 | 0.015 |

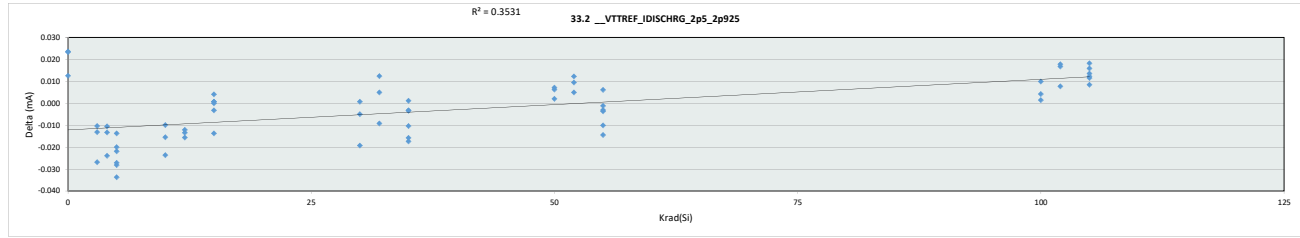


| 32.8_VTTREF_IDISCHRG_1p5_3p6 | | | | | | | | | | | | | | | | |
|------------------------------|--------|-------------|-------|-----------|-----------|-------|-------|-------|-------|-------|-------|-------|-------|-------|-------|-------|
| Test Site | Tester | Test Number | Unit | Max Limit | Min Limit | | | | | | | | | | | |
| | | | mA | 2 | 0.5 | | | | | | | | | | | |
| | | | mA | 2 | 0.5 | | | | | | | | | | | |
| Krad(Si) | 0 | 3 | 4 | 5 | 10 | 12 | 15 | 30 | 32 | 35 | 50 | 52 | 55 | 100 | 102 | 105 |
| LL | 0.500 | 0.500 | 0.500 | 0.500 | 0.500 | 0.500 | 0.500 | 0.500 | 0.500 | 0.500 | 0.500 | 0.500 | 0.500 | 0.500 | 0.500 | 0.500 |
| Min | 1.475 | 1.437 | 1.442 | 1.430 | 1.461 | 1.466 | 1.439 | 1.443 | 1.453 | 1.449 | 1.462 | 1.453 | 1.445 | 1.463 | 1.470 | 1.436 |
| Average | 1.486 | 1.445 | 1.459 | 1.454 | 1.471 | 1.475 | 1.451 | 1.452 | 1.468 | 1.459 | 1.476 | 1.461 | 1.473 | 1.476 | 1.480 | 1.466 |
| Max | 1.497 | 1.452 | 1.483 | 1.466 | 1.477 | 1.483 | 1.465 | 1.463 | 1.485 | 1.471 | 1.488 | 1.472 | 1.491 | 1.483 | 1.487 | 1.494 |
| UL | 2.000 | 2.000 | 2.000 | 2.000 | 2.000 | 2.000 | 2.000 | 2.000 | 2.000 | 2.000 | 2.000 | 2.000 | 2.000 | 2.000 | 2.000 | 2.000 |

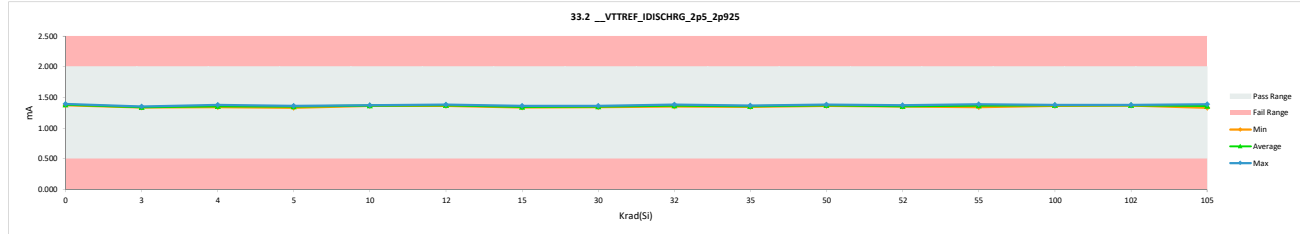


HDR TID Report
TPS7H3302-SP QML CALSS P

| 33.2_VTTREF_IDISCHRG_2p5_2p925 | | | | |
|--------------------------------|----------|-------------|-----------|-----------|
| Test Site | Tester | Test Number | Unit | Max Limit |
| | | | mA | 2 |
| | | | mA | 2 |
| | | | Min Limit | 0.5 |
| | | | Min Limit | 0.5 |
| Krad(Si) | Serial # | PRE | POST | Delta |
| 0 | 775 | 1.360 | 1.373 | 0.013 |
| 0 | 1088 | 1.361 | 1.385 | 0.024 |
| 0 | 1106 | 1.370 | 1.394 | 0.023 |
| 3 | 817 | 1.362 | 1.336 | -0.027 |
| 3 | 825 | 1.358 | 1.345 | -0.013 |
| 3 | 833 | 1.362 | 1.352 | -0.010 |
| 4 | 547 | 1.389 | 1.379 | -0.010 |
| 4 | 645 | 1.362 | 1.349 | -0.013 |
| 4 | 788 | 1.367 | 1.343 | -0.024 |
| 5 | 959 | 1.352 | 1.331 | -0.022 |
| 5 | 991 | 1.393 | 1.365 | -0.028 |
| 5 | 1000 | 1.396 | 1.362 | -0.034 |
| 5 | 1011 | 1.371 | 1.358 | -0.014 |
| 5 | 1087 | 1.375 | 1.355 | -0.020 |
| 5 | 1097 | 1.377 | 1.350 | -0.027 |
| 10 | 180 | 1.386 | 1.362 | -0.024 |
| 10 | 236 | 1.384 | 1.374 | -0.010 |
| 10 | 246 | 1.391 | 1.376 | -0.016 |
| 12 | 190 | 1.388 | 1.373 | -0.016 |
| 12 | 266 | 1.396 | 1.383 | -0.013 |
| 12 | 308 | 1.377 | 1.365 | -0.012 |
| 15 | 848 | 1.348 | 1.349 | 0.001 |
| 15 | 878 | 1.361 | 1.358 | -0.003 |
| 15 | 880 | 1.334 | 1.338 | 0.004 |
| 15 | 942 | 1.345 | 1.345 | 0.000 |
| 15 | 947 | 1.346 | 1.347 | 0.001 |
| 15 | 962 | 1.377 | 1.364 | -0.014 |
| 30 | 1141 | 1.357 | 1.352 | -0.005 |
| 30 | 1242 | 1.380 | 1.361 | -0.019 |
| 30 | 1417 | 1.341 | 1.342 | 0.001 |
| 32 | 1126 | 1.352 | 1.364 | 0.012 |
| 32 | 1165 | 1.378 | 1.383 | 0.005 |
| 32 | 1300 | 1.362 | 1.352 | -0.009 |
| 35 | 376 | 1.363 | 1.360 | -0.003 |
| 35 | 405 | 1.354 | 1.355 | 0.001 |
| 35 | 425 | 1.367 | 1.350 | -0.017 |
| 35 | 492 | 1.386 | 1.370 | -0.016 |
| 35 | 501 | 1.364 | 1.354 | -0.010 |
| 35 | 521 | 1.370 | 1.367 | -0.003 |
| 50 | 300 | 1.379 | 1.387 | 0.007 |
| 50 | 756 | 1.369 | 1.375 | 0.006 |
| 50 | 1100 | 1.360 | 1.362 | 0.002 |
| 52 | 451 | 1.342 | 1.354 | 0.012 |
| 52 | 587 | 1.362 | 1.372 | 0.010 |
| 52 | 956 | 1.347 | 1.352 | 0.005 |
| 55 | 198 | 1.392 | 1.388 | -0.004 |
| 55 | 220 | 1.393 | 1.379 | -0.015 |
| 55 | 665 | 1.345 | 1.344 | -0.001 |
| 55 | 818 | 1.372 | 1.362 | -0.010 |
| 55 | 1057 | 1.374 | 1.380 | 0.006 |
| 55 | 1137 | 1.373 | 1.370 | -0.003 |
| 100 | 448 | 1.376 | 1.380 | 0.004 |
| 100 | 938 | 1.352 | 1.362 | 0.010 |
| 100 | 1051 | 1.376 | 1.378 | 0.001 |
| 102 | 921 | 1.360 | 1.367 | 0.008 |
| 102 | 1113 | 1.362 | 1.380 | 0.018 |
| 102 | 1234 | 1.364 | 1.381 | 0.017 |
| 105 | 194 | 1.318 | 1.334 | 0.016 |
| 105 | 367 | 1.371 | 1.383 | 0.012 |
| 105 | 440 | 1.376 | 1.390 | 0.013 |
| 105 | 477 | 1.360 | 1.371 | 0.012 |
| 105 | 556 | 1.332 | 1.351 | 0.018 |
| 105 | 1213 | 1.350 | 1.359 | 0.008 |
| | Max | 1.396 | 1.394 | 0.024 |
| | Average | 1.366 | 1.363 | -0.003 |
| | Min | 1.318 | 1.331 | -0.034 |
| | Std Dev | 0.017 | 0.015 | 0.014 |

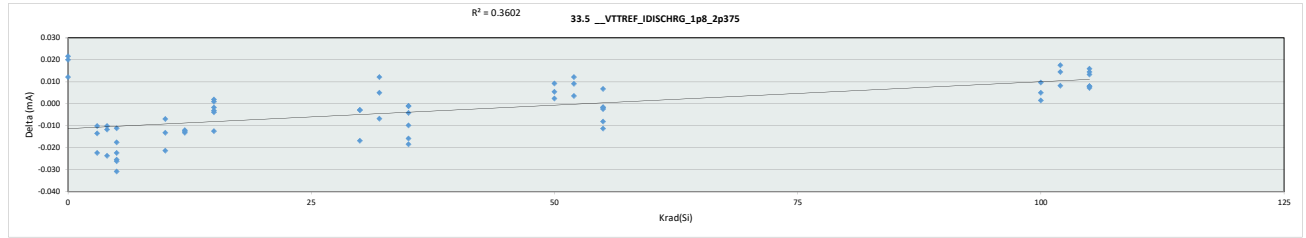


| 33.2_VTTREF_IDISCHRG_2p5_2p925 | | | | | | | | | | | | | | | | |
|--------------------------------|--------|-------------|-------|-----------|-----------|-------|-------|-------|-------|-------|-------|-------|-------|-------|-------|-------|
| Test Site | Tester | Test Number | Unit | Max Limit | Min Limit | | | | | | | | | | | |
| | | | mA | 2 | 0.5 | | | | | | | | | | | |
| | | | mA | 2 | 0.5 | | | | | | | | | | | |
| Krad(Si) | 0 | 3 | 4 | 5 | 10 | 12 | 15 | 30 | 32 | 35 | 50 | 52 | 55 | 100 | 102 | 105 |
| LL | 0.500 | 0.500 | 0.500 | 0.500 | 0.500 | 0.500 | 0.500 | 0.500 | 0.500 | 0.500 | 0.500 | 0.500 | 0.500 | 0.500 | 0.500 | 0.500 |
| Min | 1.373 | 1.336 | 1.343 | 1.331 | 1.363 | 1.365 | 1.338 | 1.342 | 1.353 | 1.350 | 1.362 | 1.352 | 1.344 | 1.362 | 1.368 | 1.334 |
| Average | 1.384 | 1.344 | 1.357 | 1.353 | 1.371 | 1.374 | 1.350 | 1.352 | 1.367 | 1.359 | 1.375 | 1.359 | 1.370 | 1.373 | 1.376 | 1.364 |
| Max | 1.394 | 1.352 | 1.379 | 1.365 | 1.376 | 1.383 | 1.364 | 1.361 | 1.383 | 1.370 | 1.387 | 1.372 | 1.388 | 1.380 | 1.381 | 1.390 |
| UL | 2.000 | 2.000 | 2.000 | 2.000 | 2.000 | 2.000 | 2.000 | 2.000 | 2.000 | 2.000 | 2.000 | 2.000 | 2.000 | 2.000 | 2.000 | 2.000 |

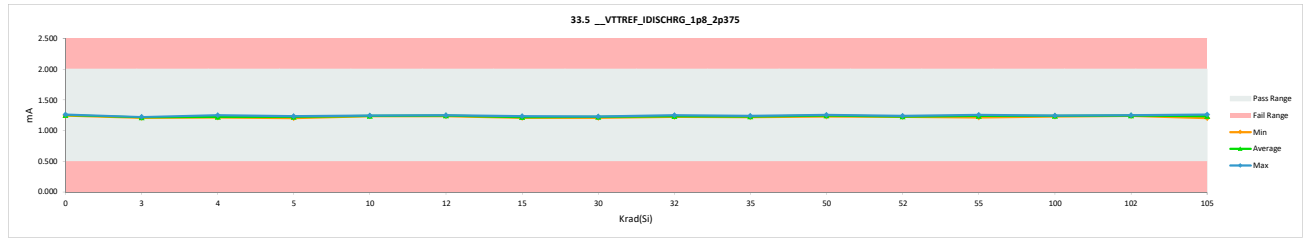


HDR TID Report
TPS7H3302-SP QML CALSS P

| 33.5_VTTREF_IDISCHRG_1p8_2p375 | | | | |
|--------------------------------|----------|-------|-------|--------|
| Test Site | | | | |
| Tester | | | | |
| Test Number | | | | |
| Unit | | | | |
| Max Limit | 2 | | 2 | |
| Min Limit | 0.5 | | 0.5 | |
| Krad(Si) | Serial # | PRE | POST | Delta |
| 0 | 775 | 1.231 | 1.243 | 0.012 |
| 0 | 1088 | 1.232 | 1.253 | 0.022 |
| 0 | 1106 | 1.243 | 1.263 | 0.020 |
| 3 | 817 | 1.232 | 1.210 | -0.022 |
| 3 | 825 | 1.231 | 1.218 | -0.013 |
| 3 | 833 | 1.243 | 1.223 | -0.010 |
| 4 | 547 | 1.259 | 1.249 | -0.010 |
| 4 | 645 | 1.231 | 1.219 | -0.012 |
| 4 | 788 | 1.239 | 1.215 | -0.024 |
| 5 | 959 | 1.225 | 1.203 | -0.022 |
| 5 | 991 | 1.261 | 1.235 | -0.025 |
| 5 | 1000 | 1.265 | 1.235 | -0.031 |
| 5 | 1011 | 1.239 | 1.228 | -0.011 |
| 5 | 1087 | 1.244 | 1.226 | -0.017 |
| 5 | 1097 | 1.247 | 1.221 | -0.026 |
| 10 | 180 | 1.256 | 1.234 | -0.021 |
| 10 | 236 | 1.251 | 1.244 | -0.007 |
| 10 | 246 | 1.258 | 1.245 | -0.013 |
| 12 | 190 | 1.255 | 1.243 | -0.012 |
| 12 | 266 | 1.266 | 1.253 | -0.013 |
| 12 | 308 | 1.247 | 1.235 | -0.012 |
| 15 | 848 | 1.222 | 1.220 | -0.002 |
| 15 | 878 | 1.234 | 1.230 | -0.004 |
| 15 | 880 | 1.209 | 1.211 | 0.002 |
| 15 | 942 | 1.219 | 1.215 | -0.003 |
| 15 | 947 | 1.217 | 1.219 | 0.001 |
| 15 | 962 | 1.246 | 1.233 | -0.013 |
| 30 | 1141 | 1.229 | 1.226 | -0.003 |
| 30 | 1242 | 1.250 | 1.233 | -0.017 |
| 30 | 1417 | 1.215 | 1.212 | -0.003 |
| 32 | 1126 | 1.221 | 1.233 | 0.012 |
| 32 | 1165 | 1.245 | 1.250 | 0.005 |
| 32 | 1300 | 1.231 | 1.224 | -0.007 |
| 35 | 376 | 1.235 | 1.230 | -0.004 |
| 35 | 405 | 1.228 | 1.227 | -0.001 |
| 35 | 425 | 1.237 | 1.222 | -0.016 |
| 35 | 492 | 1.258 | 1.240 | -0.018 |
| 35 | 501 | 1.235 | 1.225 | -0.010 |
| 35 | 521 | 1.238 | 1.237 | -0.001 |
| 50 | 300 | 1.248 | 1.258 | 0.009 |
| 50 | 756 | 1.240 | 1.245 | 0.005 |
| 50 | 1100 | 1.229 | 1.232 | 0.002 |
| 52 | 451 | 1.213 | 1.225 | 0.012 |
| 52 | 587 | 1.230 | 1.240 | 0.009 |
| 52 | 956 | 1.219 | 1.223 | 0.004 |
| 55 | 198 | 1.260 | 1.257 | -0.002 |
| 55 | 220 | 1.262 | 1.251 | -0.011 |
| 55 | 665 | 1.216 | 1.214 | -0.001 |
| 55 | 818 | 1.242 | 1.234 | -0.008 |
| 55 | 1057 | 1.243 | 1.250 | 0.007 |
| 55 | 1137 | 1.241 | 1.239 | -0.002 |
| 100 | 448 | 1.243 | 1.248 | 0.005 |
| 100 | 938 | 1.223 | 1.233 | 0.010 |
| 100 | 1051 | 1.245 | 1.247 | 0.002 |
| 102 | 921 | 1.230 | 1.238 | 0.008 |
| 102 | 1113 | 1.232 | 1.250 | 0.017 |
| 102 | 1234 | 1.236 | 1.250 | 0.015 |
| 105 | 194 | 1.189 | 1.205 | 0.016 |
| 105 | 367 | 1.242 | 1.250 | 0.008 |
| 105 | 440 | 1.248 | 1.261 | 0.013 |
| 105 | 477 | 1.232 | 1.240 | 0.008 |
| 105 | 556 | 1.205 | 1.219 | 0.015 |
| 105 | 1213 | 1.222 | 1.229 | 0.007 |
| Max | | 1.266 | 1.263 | 0.022 |
| Average | | 1.237 | 1.234 | -0.003 |
| Min | | 1.189 | 1.203 | -0.031 |
| Std Dev | | 0.016 | 0.014 | 0.013 |

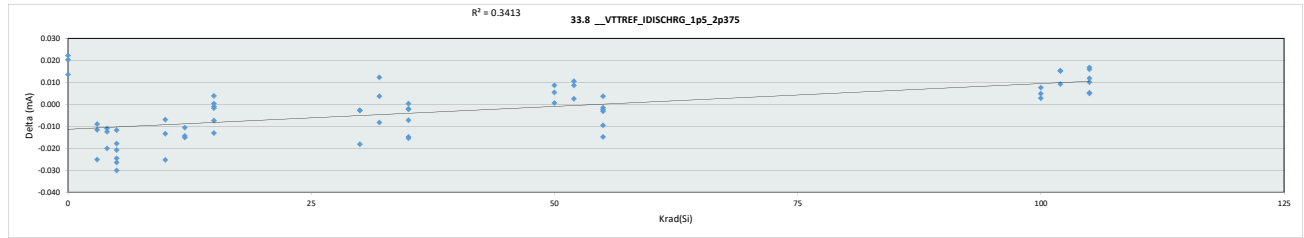


| 33.5_VTTREF_IDISCHRG_1p8_2p375 | | | | | | | | | | | | | | | | |
|--------------------------------|-------|-------|-------|-------|-------|-------|-------|-------|-------|-------|-------|-------|-------|-------|-------|-------|
| Test Site | | | | | | | | | | | | | | | | |
| Tester | | | | | | | | | | | | | | | | |
| Test Number | | | | | | | | | | | | | | | | |
| Unit | | | | | | | | | | | | | | | | |
| Max Limit | 2 | | | | | | | | | | | | | | | |
| Min Limit | 0.5 | | | | | | | | | | | | | | | |
| Krad(Si) | 0 | 3 | 4 | 5 | 10 | 12 | 15 | 30 | 32 | 35 | 50 | 52 | 55 | 100 | 102 | 105 |
| LL | 0.500 | 0.500 | 0.500 | 0.500 | 0.500 | 0.500 | 0.500 | 0.500 | 0.500 | 0.500 | 0.500 | 0.500 | 0.500 | 0.500 | 0.500 | 0.500 |
| Min | 1.243 | 1.210 | 1.215 | 1.203 | 1.234 | 1.235 | 1.211 | 1.212 | 1.224 | 1.222 | 1.232 | 1.223 | 1.214 | 1.233 | 1.239 | 1.205 |
| Average | 1.253 | 1.217 | 1.228 | 1.225 | 1.241 | 1.244 | 1.221 | 1.224 | 1.236 | 1.230 | 1.245 | 1.229 | 1.241 | 1.243 | 1.246 | 1.234 |
| Max | 1.263 | 1.223 | 1.249 | 1.235 | 1.245 | 1.253 | 1.233 | 1.233 | 1.251 | 1.240 | 1.258 | 1.240 | 1.257 | 1.249 | 1.250 | 1.261 |
| UL | 2.000 | 2.000 | 2.000 | 2.000 | 2.000 | 2.000 | 2.000 | 2.000 | 2.000 | 2.000 | 2.000 | 2.000 | 2.000 | 2.000 | 2.000 | 2.000 |

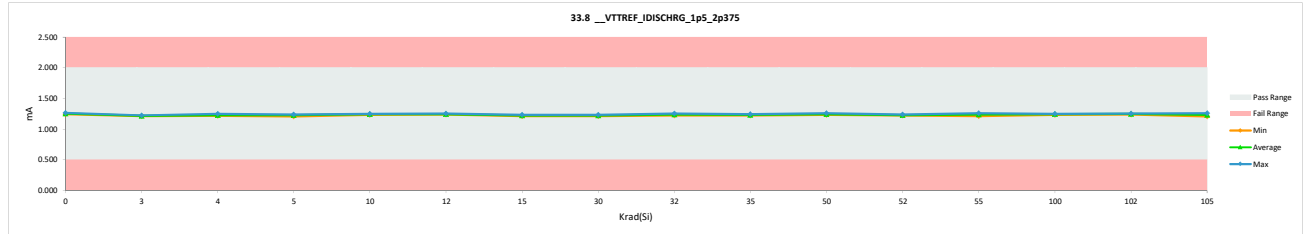


HDR TID Report
TPS7H3302-SP QML CALSS P

| 33.8_VTTREF_IDISCHRG_1p5_2p375 | | | | |
|--------------------------------|----------|-------------|-----------|-----------|
| Test Site | Tester | Test Number | Unit | Max Limit |
| | | | mA | 2 |
| | | | mA | 2 |
| | | | Min Limit | 0.5 |
| | | | | 0.5 |
| Krad(Si) | Serial # | PRE | POST | Delta |
| 0 | 775 | 1.230 | 1.243 | 0.014 |
| 0 | 1088 | 1.232 | 1.254 | 0.022 |
| 0 | 1106 | 1.243 | 1.264 | 0.020 |
| 3 | 817 | 1.235 | 1.210 | -0.025 |
| 3 | 825 | 1.231 | 1.220 | -0.012 |
| 3 | 833 | 1.234 | 1.225 | -0.009 |
| 4 | 547 | 1.259 | 1.248 | -0.011 |
| 4 | 645 | 1.232 | 1.220 | -0.012 |
| 4 | 788 | 1.238 | 1.218 | -0.020 |
| 5 | 959 | 1.226 | 1.206 | -0.021 |
| 5 | 991 | 1.263 | 1.236 | -0.026 |
| 5 | 1000 | 1.265 | 1.235 | -0.030 |
| 5 | 1011 | 1.241 | 1.230 | -0.012 |
| 5 | 1087 | 1.246 | 1.228 | -0.018 |
| 5 | 1097 | 1.248 | 1.223 | -0.025 |
| 10 | 180 | 1.258 | 1.233 | -0.025 |
| 10 | 236 | 1.252 | 1.245 | -0.007 |
| 10 | 246 | 1.260 | 1.246 | -0.013 |
| 12 | 190 | 1.257 | 1.242 | -0.015 |
| 12 | 266 | 1.266 | 1.252 | -0.014 |
| 12 | 308 | 1.248 | 1.238 | -0.011 |
| 15 | 848 | 1.221 | 1.219 | -0.002 |
| 15 | 878 | 1.236 | 1.229 | -0.007 |
| 15 | 880 | 1.209 | 1.213 | 0.004 |
| 15 | 942 | 1.218 | 1.218 | 0.000 |
| 15 | 947 | 1.219 | 1.219 | -0.001 |
| 15 | 962 | 1.248 | 1.235 | -0.013 |
| 30 | 1141 | 1.230 | 1.228 | -0.003 |
| 30 | 1242 | 1.252 | 1.234 | -0.018 |
| 30 | 1417 | 1.217 | 1.214 | -0.003 |
| 32 | 1126 | 1.222 | 1.234 | 0.012 |
| 32 | 1165 | 1.248 | 1.252 | 0.004 |
| 32 | 1300 | 1.233 | 1.224 | -0.008 |
| 35 | 376 | 1.235 | 1.233 | -0.002 |
| 35 | 405 | 1.229 | 1.229 | 0.000 |
| 35 | 425 | 1.238 | 1.223 | -0.015 |
| 35 | 492 | 1.257 | 1.242 | -0.015 |
| 35 | 501 | 1.233 | 1.226 | -0.007 |
| 35 | 521 | 1.239 | 1.237 | -0.002 |
| 50 | 300 | 1.250 | 1.259 | 0.009 |
| 50 | 756 | 1.239 | 1.245 | 0.005 |
| 50 | 1100 | 1.231 | 1.232 | 0.001 |
| 52 | 451 | 1.214 | 1.225 | 0.011 |
| 52 | 587 | 1.232 | 1.240 | 0.009 |
| 52 | 956 | 1.220 | 1.223 | 0.003 |
| 55 | 198 | 1.260 | 1.258 | -0.002 |
| 55 | 220 | 1.264 | 1.249 | -0.015 |
| 55 | 665 | 1.216 | 1.215 | -0.002 |
| 55 | 818 | 1.243 | 1.233 | -0.010 |
| 55 | 1057 | 1.245 | 1.249 | 0.004 |
| 55 | 1137 | 1.242 | 1.239 | -0.003 |
| 100 | 448 | 1.245 | 1.250 | 0.005 |
| 100 | 938 | 1.225 | 1.232 | 0.008 |
| 100 | 1051 | 1.246 | 1.249 | 0.003 |
| 102 | 921 | 1.230 | 1.240 | 0.009 |
| 102 | 1113 | 1.234 | 1.250 | 0.015 |
| 102 | 1234 | 1.237 | 1.252 | 0.015 |
| 105 | 194 | 1.190 | 1.206 | 0.016 |
| 105 | 367 | 1.241 | 1.251 | 0.010 |
| 105 | 440 | 1.248 | 1.260 | 0.012 |
| 105 | 477 | 1.235 | 1.241 | 0.005 |
| 105 | 556 | 1.205 | 1.222 | 0.017 |
| 105 | 1213 | 1.225 | 1.230 | 0.005 |
| | Max | 1.266 | 1.264 | 0.022 |
| | Average | 1.238 | 1.234 | -0.003 |
| | Min | 1.190 | 1.206 | -0.030 |
| | Std Dev | 0.016 | 0.014 | 0.013 |

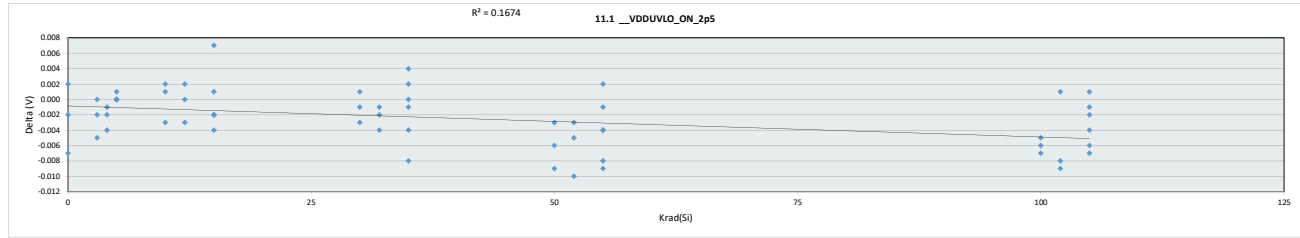


| 33.8_VTTREF_IDISCHRG_1p5_2p375 | | | | | | | | | | | | | | | | |
|--------------------------------|--------|-------------|-------|-----------|-----------|-------|-------|-------|-------|-------|-------|-------|-------|-------|-------|-------|
| Test Site | Tester | Test Number | Unit | Max Limit | Min Limit | | | | | | | | | | | |
| | | | mA | 2 | 0.5 | | | | | | | | | | | |
| | | | mA | 2 | 0.5 | | | | | | | | | | | |
| Krad(Si) | 0 | 3 | 4 | 5 | 10 | 12 | 15 | 30 | 32 | 35 | 50 | 52 | 55 | 100 | 102 | 105 |
| LL | 0.500 | 0.500 | 0.500 | 0.500 | 0.500 | 0.500 | 0.500 | 0.500 | 0.500 | 0.500 | 0.500 | 0.500 | 0.500 | 0.500 | 0.500 | 0.500 |
| Min | 1.243 | 1.210 | 1.218 | 1.206 | 1.233 | 1.238 | 1.213 | 1.214 | 1.224 | 1.223 | 1.232 | 1.223 | 1.215 | 1.233 | 1.240 | 1.206 |
| Average | 1.254 | 1.218 | 1.229 | 1.226 | 1.241 | 1.244 | 1.222 | 1.225 | 1.237 | 1.232 | 1.245 | 1.229 | 1.241 | 1.244 | 1.247 | 1.235 |
| Max | 1.264 | 1.225 | 1.248 | 1.236 | 1.246 | 1.252 | 1.235 | 1.234 | 1.252 | 1.242 | 1.259 | 1.240 | 1.258 | 1.250 | 1.252 | 1.260 |
| UL | 2.000 | 2.000 | 2.000 | 2.000 | 2.000 | 2.000 | 2.000 | 2.000 | 2.000 | 2.000 | 2.000 | 2.000 | 2.000 | 2.000 | 2.000 | 2.000 |

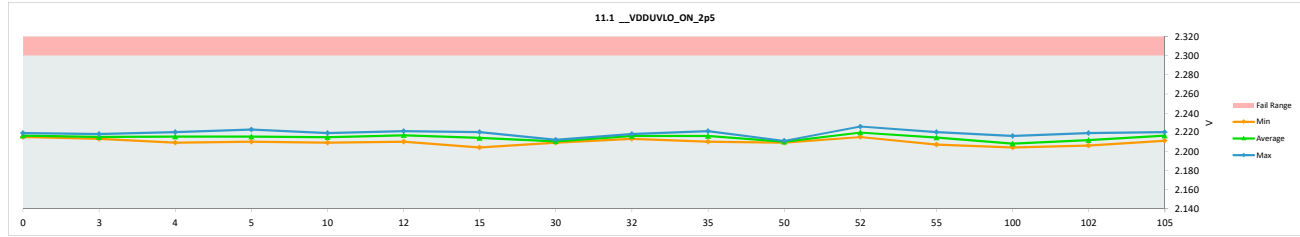


HDR TID Report
TPS7H3302-SP QML CALSS P

| 11.1 __VDDUVLO_ON_2p5 | | | | |
|-----------------------|----------|-------------|-------|-----------|
| Test Site | Tester | Test Number | Unit | Max Limit |
| | | | V | 2.3 |
| | | | V | 2.3 |
| | | | | |
| Krad(Si) | Serial # | PRE | POST | Delta |
| 0 | 775 | 2.213 | 2.215 | 0.002 |
| 0 | 1088 | 2.226 | 2.219 | -0.007 |
| 0 | 1106 | 2.217 | 2.215 | -0.002 |
| 3 | 817 | 2.214 | 2.214 | 0.000 |
| 3 | 825 | 2.220 | 2.218 | -0.002 |
| 3 | 833 | 2.218 | 2.213 | -0.005 |
| 4 | 547 | 2.218 | 2.217 | -0.001 |
| 4 | 645 | 2.213 | 2.209 | -0.004 |
| 4 | 788 | 2.222 | 2.220 | -0.002 |
| 5 | 959 | 2.210 | 2.210 | 0.000 |
| 5 | 991 | 2.218 | 2.218 | 0.000 |
| 5 | 1000 | 2.218 | 2.218 | 0.000 |
| 5 | 1011 | 2.212 | 2.213 | 0.001 |
| 5 | 1087 | 2.223 | 2.223 | 0.000 |
| 5 | 1097 | 2.210 | 2.210 | 0.000 |
| 10 | 180 | 2.214 | 2.216 | 0.002 |
| 10 | 236 | 2.218 | 2.219 | 0.001 |
| 10 | 246 | 2.212 | 2.209 | -0.003 |
| 12 | 190 | 2.221 | 2.221 | 0.000 |
| 12 | 266 | 2.217 | 2.219 | 0.002 |
| 12 | 308 | 2.213 | 2.210 | -0.003 |
| 15 | 848 | 2.212 | 2.213 | 0.001 |
| 15 | 878 | 2.220 | 2.218 | -0.002 |
| 15 | 880 | 2.208 | 2.204 | -0.004 |
| 15 | 942 | 2.222 | 2.220 | -0.002 |
| 15 | 947 | 2.212 | 2.210 | -0.002 |
| 15 | 962 | 2.212 | 2.219 | 0.007 |
| 30 | 1141 | 2.208 | 2.209 | 0.001 |
| 30 | 1242 | 2.213 | 2.210 | -0.003 |
| 30 | 1417 | 2.213 | 2.212 | -0.001 |
| 32 | 1126 | 2.214 | 2.213 | -0.001 |
| 32 | 1165 | 2.221 | 2.217 | -0.004 |
| 32 | 1300 | 2.220 | 2.218 | -0.002 |
| 35 | 376 | 2.217 | 2.221 | 0.004 |
| 35 | 405 | 2.218 | 2.210 | -0.008 |
| 35 | 425 | 2.215 | 2.217 | 0.002 |
| 35 | 492 | 2.217 | 2.217 | 0.000 |
| 35 | 501 | 2.218 | 2.214 | -0.004 |
| 35 | 521 | 2.219 | 2.218 | -0.001 |
| 50 | 300 | 2.219 | 2.210 | -0.009 |
| 50 | 756 | 2.212 | 2.209 | -0.003 |
| 50 | 1100 | 2.217 | 2.211 | -0.006 |
| 52 | 451 | 2.228 | 2.218 | -0.010 |
| 52 | 587 | 2.220 | 2.215 | -0.005 |
| 52 | 956 | 2.229 | 2.226 | -0.003 |
| 55 | 198 | 2.216 | 2.212 | -0.004 |
| 55 | 220 | 2.218 | 2.220 | 0.002 |
| 55 | 665 | 2.215 | 2.207 | -0.008 |
| 55 | 818 | 2.224 | 2.215 | -0.009 |
| 55 | 1057 | 2.214 | 2.213 | -0.001 |
| 55 | 1137 | 2.224 | 2.220 | -0.004 |
| 100 | 448 | 2.209 | 2.204 | -0.005 |
| 100 | 938 | 2.210 | 2.204 | -0.006 |
| 100 | 1051 | 2.223 | 2.216 | -0.007 |
| 102 | 921 | 2.218 | 2.219 | 0.001 |
| 102 | 1113 | 2.215 | 2.206 | -0.009 |
| 102 | 1234 | 2.218 | 2.210 | -0.008 |
| 105 | 194 | 2.215 | 2.215 | 0.000 |
| 105 | 367 | 2.219 | 2.217 | -0.002 |
| 105 | 440 | 2.226 | 2.220 | -0.006 |
| 105 | 477 | 2.223 | 2.219 | -0.004 |
| 105 | 556 | 2.218 | 2.211 | -0.007 |
| 105 | 1213 | 2.216 | 2.217 | 0.001 |
| | Max | 2.229 | 2.226 | 0.007 |
| | Average | 2.217 | 2.215 | -0.002 |
| | Min | 2.208 | 2.204 | -0.010 |
| | Std Dev | 0.005 | 0.005 | 0.004 |

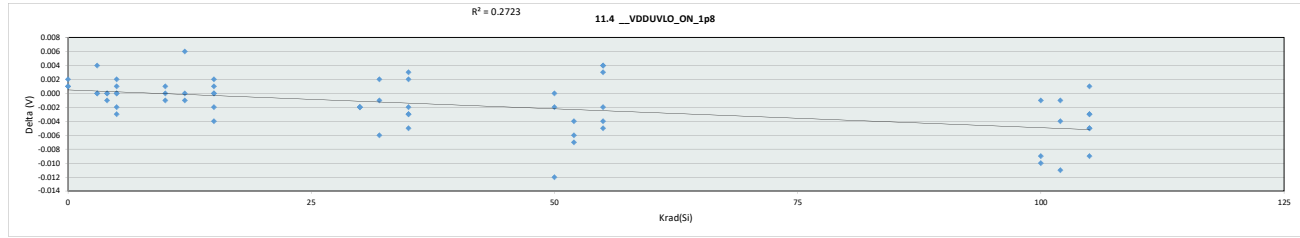


| 11.1 __VDDUVLO_ON_2p5 | | | | | | | | | | | | | | | | | | | | |
|-----------------------|--------|-------------|-------|-----------|-----------|-------|-------|-------|-------|-------|-------|-------|-------|-------|-------|-------|-------|-------|-------|-------|
| Test Site | Tester | Test Number | Unit | Max Limit | Min Limit | | | | | | | | | | | | | | | |
| | | | V | 2.3 | V | | | | | | | | | | | | | | | |
| | | | V | | | | | | | | | | | | | | | | | |
| LL | Min | Average | Max | UL | 0 | 3 | 4 | 5 | 10 | 12 | 15 | 30 | 32 | 35 | 50 | 52 | 55 | 100 | 102 | 105 |
| | 2.215 | 2.213 | 2.209 | 2.210 | 2.209 | 2.210 | 2.204 | 2.209 | 2.213 | 2.210 | 2.209 | 2.215 | 2.207 | 2.204 | 2.206 | 2.211 | 2.220 | 2.212 | 2.217 | 2.220 |
| | 2.216 | 2.215 | 2.215 | 2.215 | 2.215 | 2.217 | 2.214 | 2.210 | 2.216 | 2.221 | 2.216 | 2.218 | 2.221 | 2.211 | 2.226 | 2.220 | 2.216 | 2.219 | 2.220 | 2.220 |
| | 2.219 | 2.218 | 2.220 | 2.223 | 2.219 | 2.221 | 2.220 | 2.221 | 2.218 | 2.221 | 2.220 | 2.218 | 2.221 | 2.211 | 2.226 | 2.220 | 2.216 | 2.219 | 2.220 | 2.220 |
| | 2.300 | 2.300 | 2.300 | 2.300 | 2.300 | 2.300 | 2.300 | 2.300 | 2.300 | 2.300 | 2.300 | 2.300 | 2.300 | 2.300 | 2.300 | 2.300 | 2.300 | 2.300 | 2.300 | 2.300 |

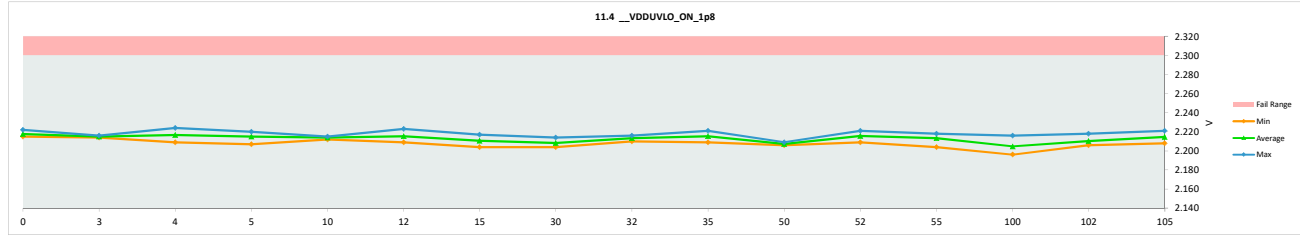


HDR TID Report
TPS7H3302-SP QML CALSS P

| 11.4 __VDDUVLO_ON_1p8 | | | | |
|-----------------------|----------|-------------|-------|-----------|
| Test Site | Tester | Test Number | Unit | Max Limit |
| | | | V | V |
| | | | 2.3 | 2.3 |
| | | | | |
| Krad(Si) | Serial # | PRE | POST | Delta |
| 0 | 775 | 2.214 | 2.215 | 0.001 |
| 0 | 1088 | 2.221 | 2.222 | 0.001 |
| 0 | 1106 | 2.214 | 2.216 | 0.002 |
| 3 | 817 | 2.214 | 2.214 | 0.000 |
| 3 | 825 | 2.215 | 2.215 | 0.000 |
| 3 | 833 | 2.212 | 2.216 | 0.004 |
| 4 | 547 | 2.217 | 2.217 | 0.000 |
| 4 | 645 | 2.210 | 2.209 | -0.001 |
| 4 | 788 | 2.224 | 2.224 | 0.000 |
| 5 | 959 | 2.211 | 2.212 | 0.001 |
| 5 | 991 | 2.219 | 2.219 | 0.000 |
| 5 | 1000 | 2.220 | 2.217 | -0.003 |
| 5 | 1011 | 2.212 | 2.214 | 0.002 |
| 5 | 1087 | 2.220 | 2.220 | 0.000 |
| 5 | 1097 | 2.209 | 2.207 | -0.002 |
| 10 | 180 | 2.215 | 2.215 | 0.000 |
| 10 | 236 | 2.214 | 2.215 | 0.001 |
| 10 | 246 | 2.213 | 2.212 | -0.001 |
| 12 | 190 | 2.217 | 2.223 | 0.006 |
| 12 | 266 | 2.215 | 2.214 | -0.001 |
| 12 | 308 | 2.209 | 2.209 | 0.000 |
| 15 | 848 | 2.206 | 2.204 | -0.002 |
| 15 | 878 | 2.219 | 2.215 | -0.004 |
| 15 | 880 | 2.204 | 2.204 | 0.000 |
| 15 | 942 | 2.217 | 2.217 | 0.000 |
| 15 | 947 | 2.208 | 2.209 | 0.001 |
| 15 | 962 | 2.212 | 2.214 | 0.002 |
| 30 | 1141 | 2.206 | 2.204 | -0.002 |
| 30 | 1242 | 2.216 | 2.214 | -0.002 |
| 30 | 1417 | 2.209 | 2.207 | -0.002 |
| 32 | 1126 | 2.216 | 2.210 | -0.006 |
| 32 | 1165 | 2.214 | 2.216 | 0.002 |
| 32 | 1300 | 2.215 | 2.214 | -0.001 |
| 35 | 376 | 2.219 | 2.214 | -0.005 |
| 35 | 405 | 2.212 | 2.209 | -0.003 |
| 35 | 425 | 2.211 | 2.214 | 0.003 |
| 35 | 492 | 2.219 | 2.216 | -0.003 |
| 35 | 501 | 2.219 | 2.217 | -0.002 |
| 35 | 521 | 2.219 | 2.221 | 0.002 |
| 50 | 300 | 2.221 | 2.209 | -0.012 |
| 50 | 756 | 2.206 | 2.206 | 0.000 |
| 50 | 1100 | 2.209 | 2.207 | -0.002 |
| 52 | 451 | 2.224 | 2.217 | -0.007 |
| 52 | 587 | 2.215 | 2.209 | -0.006 |
| 52 | 956 | 2.225 | 2.221 | -0.004 |
| 55 | 198 | 2.214 | 2.218 | 0.004 |
| 55 | 220 | 2.214 | 2.217 | 0.003 |
| 55 | 665 | 2.209 | 2.204 | -0.005 |
| 55 | 818 | 2.216 | 2.214 | -0.002 |
| 55 | 1057 | 2.212 | 2.208 | -0.004 |
| 55 | 1137 | 2.214 | 2.218 | 0.004 |
| 100 | 448 | 2.206 | 2.196 | -0.010 |
| 100 | 938 | 2.211 | 2.202 | -0.009 |
| 100 | 1051 | 2.217 | 2.216 | -0.001 |
| 102 | 921 | 2.219 | 2.218 | -0.001 |
| 102 | 1113 | 2.211 | 2.207 | -0.004 |
| 102 | 1234 | 2.217 | 2.206 | -0.011 |
| 105 | 194 | 2.215 | 2.216 | 0.001 |
| 105 | 367 | 2.218 | 2.213 | -0.005 |
| 105 | 440 | 2.224 | 2.215 | -0.009 |
| 105 | 477 | 2.224 | 2.221 | -0.003 |
| 105 | 556 | 2.213 | 2.208 | -0.005 |
| 105 | 1213 | 2.217 | 2.214 | -0.003 |
| | Max | 2.225 | 2.224 | 0.006 |
| | Average | 2.215 | 2.213 | -0.002 |
| | Min | 2.204 | 2.196 | -0.012 |
| | Std Dev | 0.005 | 0.006 | 0.004 |

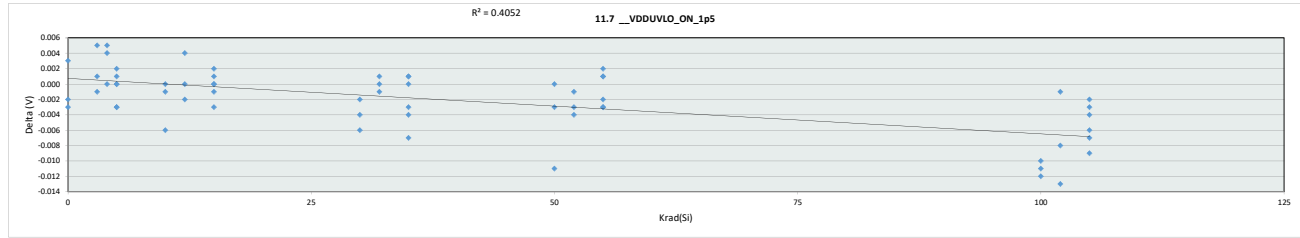


| 11.4 __VDDUVLO_ON_1p8 | | | | | | | | | | | | | |
|-----------------------|--------|-------------|---------|-----------|-----------|--|--|--|--|--|--|--|--|
| Test Site | Tester | Test Number | Unit | Max Limit | Min Limit | | | | | | | | |
| | | | V | | V | | | | | | | | |
| | | | 2.3 | | | | | | | | | | |
| | | | | | | | | | | | | | |
| Krad(Si) | LL | Min | Average | Max | UL | | | | | | | | |
| 0 | 2.215 | 2.214 | 2.209 | 2.207 | 2.212 | | | | | | | | |
| 3 | 2.215 | 2.215 | 2.214 | 2.215 | 2.214 | | | | | | | | |
| 4 | 2.222 | 2.216 | 2.224 | 2.220 | 2.215 | | | | | | | | |
| 5 | 2.300 | 2.300 | 2.300 | 2.300 | 2.300 | | | | | | | | |
| 10 | 2.300 | 2.300 | 2.300 | 2.300 | 2.300 | | | | | | | | |
| 12 | 2.300 | 2.300 | 2.300 | 2.300 | 2.300 | | | | | | | | |
| 15 | 2.300 | 2.300 | 2.300 | 2.300 | 2.300 | | | | | | | | |
| 30 | 2.300 | 2.300 | 2.300 | 2.300 | 2.300 | | | | | | | | |
| 32 | 2.300 | 2.300 | 2.300 | 2.300 | 2.300 | | | | | | | | |
| 35 | 2.300 | 2.300 | 2.300 | 2.300 | 2.300 | | | | | | | | |
| 50 | 2.300 | 2.300 | 2.300 | 2.300 | 2.300 | | | | | | | | |
| 52 | 2.300 | 2.300 | 2.300 | 2.300 | 2.300 | | | | | | | | |
| 55 | 2.300 | 2.300 | 2.300 | 2.300 | 2.300 | | | | | | | | |
| 100 | 2.300 | 2.300 | 2.300 | 2.300 | 2.300 | | | | | | | | |
| 102 | 2.300 | 2.300 | 2.300 | 2.300 | 2.300 | | | | | | | | |
| 105 | 2.300 | 2.300 | 2.300 | 2.300 | 2.300 | | | | | | | | |

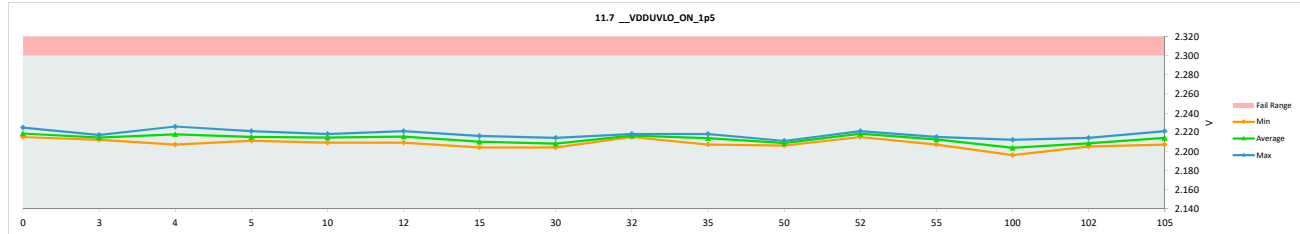


HDR TID Report
TPS7H3302-SP QML CALSS P

| 11.7 __VDDUVLO_ON_1p5 | | | | |
|-----------------------|----------|-------------|-------|-----------|
| Test Site | Tester | Test Number | Unit | Max Limit |
| | | | V | 2.3 |
| | | | V | 2.3 |
| Krad(Si) | Serial # | PRE | POST | Delta |
| 0 | 775 | 2.218 | 2.215 | -0.003 |
| 0 | 1088 | 2.222 | 2.225 | 0.003 |
| 0 | 1106 | 2.218 | 2.216 | -0.002 |
| 3 | 817 | 2.218 | 2.217 | -0.001 |
| 3 | 825 | 2.211 | 2.212 | 0.001 |
| 3 | 833 | 2.209 | 2.214 | 0.005 |
| 4 | 547 | 2.215 | 2.220 | 0.005 |
| 4 | 645 | 2.207 | 2.207 | 0.000 |
| 4 | 788 | 2.222 | 2.226 | 0.004 |
| 5 | 959 | 2.211 | 2.212 | 0.001 |
| 5 | 991 | 2.219 | 2.216 | -0.003 |
| 5 | 1000 | 2.220 | 2.217 | -0.003 |
| 5 | 1011 | 2.213 | 2.213 | 0.000 |
| 5 | 1087 | 2.221 | 2.221 | 0.000 |
| 5 | 1097 | 2.209 | 2.211 | 0.002 |
| 10 | 180 | 2.218 | 2.218 | 0.000 |
| 10 | 236 | 2.217 | 2.216 | -0.001 |
| 10 | 246 | 2.215 | 2.209 | -0.006 |
| 12 | 190 | 2.217 | 2.221 | 0.004 |
| 12 | 266 | 2.218 | 2.216 | -0.002 |
| 12 | 308 | 2.209 | 2.209 | 0.000 |
| 15 | 848 | 2.204 | 2.204 | 0.000 |
| 15 | 878 | 2.216 | 2.216 | 0.000 |
| 15 | 880 | 2.204 | 2.206 | 0.002 |
| 15 | 942 | 2.215 | 2.214 | -0.001 |
| 15 | 947 | 2.207 | 2.204 | -0.003 |
| 15 | 962 | 2.215 | 2.216 | 0.001 |
| 30 | 1141 | 2.206 | 2.204 | -0.002 |
| 30 | 1242 | 2.218 | 2.214 | -0.004 |
| 30 | 1417 | 2.212 | 2.206 | -0.006 |
| 32 | 1126 | 2.216 | 2.215 | -0.001 |
| 32 | 1165 | 2.217 | 2.218 | 0.001 |
| 32 | 1300 | 2.216 | 2.216 | 0.000 |
| 35 | 376 | 2.217 | 2.218 | 0.001 |
| 35 | 405 | 2.209 | 2.210 | 0.001 |
| 35 | 425 | 2.214 | 2.207 | -0.007 |
| 35 | 492 | 2.218 | 2.214 | -0.004 |
| 35 | 501 | 2.220 | 2.217 | -0.003 |
| 35 | 521 | 2.217 | 2.217 | 0.000 |
| 50 | 300 | 2.222 | 2.211 | -0.011 |
| 50 | 756 | 2.209 | 2.206 | -0.003 |
| 50 | 1100 | 2.209 | 2.209 | 0.000 |
| 52 | 451 | 2.222 | 2.219 | -0.003 |
| 52 | 587 | 2.216 | 2.215 | -0.001 |
| 52 | 956 | 2.225 | 2.221 | -0.004 |
| 55 | 198 | 2.214 | 2.215 | 0.001 |
| 55 | 220 | 2.215 | 2.213 | -0.002 |
| 55 | 665 | 2.206 | 2.207 | 0.001 |
| 55 | 818 | 2.218 | 2.215 | -0.003 |
| 55 | 1057 | 2.209 | 2.211 | 0.002 |
| 55 | 1137 | 2.217 | 2.214 | -0.003 |
| 100 | 448 | 2.207 | 2.196 | -0.011 |
| 100 | 938 | 2.215 | 2.203 | -0.012 |
| 100 | 1051 | 2.222 | 2.212 | -0.010 |
| 102 | 921 | 2.215 | 2.214 | -0.001 |
| 102 | 1113 | 2.213 | 2.205 | -0.008 |
| 102 | 1234 | 2.219 | 2.206 | -0.013 |
| 105 | 194 | 2.219 | 2.212 | -0.007 |
| 105 | 367 | 2.217 | 2.214 | -0.003 |
| 105 | 440 | 2.223 | 2.214 | -0.009 |
| 105 | 477 | 2.225 | 2.221 | -0.004 |
| 105 | 556 | 2.213 | 2.207 | -0.006 |
| 105 | 1213 | 2.218 | 2.216 | -0.002 |
| | Max | 2.225 | 2.226 | 0.005 |
| | Average | 2.215 | 2.213 | -0.002 |
| | Min | 2.204 | 2.196 | -0.013 |
| | Std Dev | 0.005 | 0.006 | 0.004 |

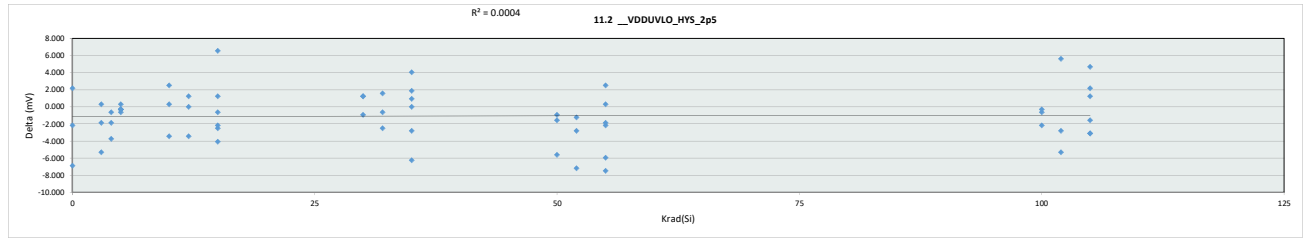


| 11.7 __VDDUVLO_ON_1p5 | | | | | | | | | | | | | | | | |
|-----------------------|--------|-------------|-------|-----------|-----------|-------|-------|-------|-------|-------|-------|-------|-------|-------|-------|-------|
| Test Site | Tester | Test Number | Unit | Max Limit | Min Limit | | | | | | | | | | | |
| | | | V | 2.3 | V | | | | | | | | | | | |
| | | | V | | | | | | | | | | | | | |
| Krad(Si) | 0 | 3 | 4 | 5 | 10 | 12 | 15 | 30 | 32 | 35 | 50 | 52 | 55 | 100 | 102 | 105 |
| LL | | | | | | | | | | | | | | | | |
| Min | 2.215 | 2.212 | 2.207 | 2.211 | 2.209 | 2.209 | 2.204 | 2.204 | 2.215 | 2.207 | 2.206 | 2.215 | 2.207 | 2.196 | 2.205 | 2.207 |
| Average | 2.219 | 2.214 | 2.218 | 2.215 | 2.214 | 2.215 | 2.210 | 2.208 | 2.216 | 2.214 | 2.209 | 2.218 | 2.213 | 2.204 | 2.208 | 2.214 |
| Max | 2.225 | 2.217 | 2.226 | 2.221 | 2.218 | 2.221 | 2.216 | 2.214 | 2.218 | 2.218 | 2.211 | 2.221 | 2.215 | 2.212 | 2.214 | 2.221 |
| UL | 2.300 | 2.300 | 2.300 | 2.300 | 2.300 | 2.300 | 2.300 | 2.300 | 2.300 | 2.300 | 2.300 | 2.300 | 2.300 | 2.300 | 2.300 | 2.300 |

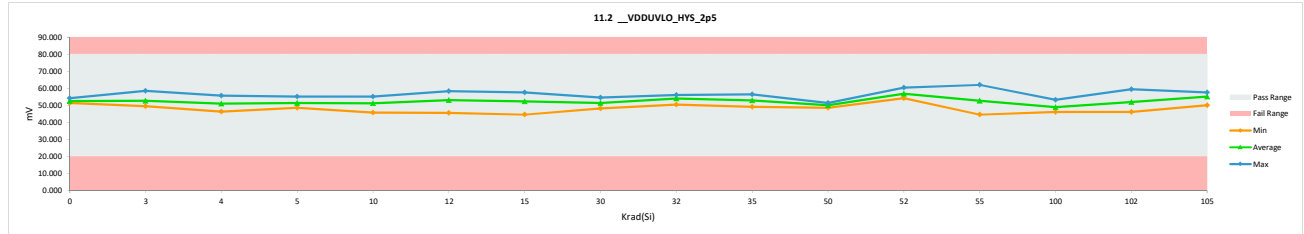


HDR TID Report
TPS7H3302-SP QML CALSS P

| 11.2 __VDDUVLO_HYS_2p5 | | | | |
|------------------------|----------|-------------|--------|-----------|
| Test Site | Tester | Test Number | Unit | Max Limit |
| | | | mV | 80 |
| | | | mV | 20 |
| Krad(Si) | Serial # | PRE | POST | Delta |
| 0 | 775 | 49.799 | 51.985 | 2.186 |
| 0 | 1088 | 58.232 | 51.361 | -6.871 |
| 0 | 1106 | 56.358 | 54.171 | -2.187 |
| 3 | 817 | 49.174 | 49.487 | 0.313 |
| 3 | 825 | 60.418 | 58.544 | -1.874 |
| 3 | 833 | 55.108 | 49.799 | -5.309 |
| 4 | 547 | 51.361 | 50.736 | -0.625 |
| 4 | 645 | 50.111 | 46.364 | -3.747 |
| 4 | 788 | 57.607 | 55.733 | -1.874 |
| 5 | 959 | 50.736 | 50.424 | -0.312 |
| 5 | 991 | 50.424 | 50.111 | -0.313 |
| 5 | 1000 | 54.796 | 54.484 | -0.312 |
| 5 | 1011 | 49.487 | 49.799 | 0.312 |
| 5 | 1087 | 55.420 | 55.108 | -0.312 |
| 5 | 1097 | 49.175 | 48.550 | -0.625 |
| 10 | 180 | 52.610 | 55.108 | 2.498 |
| 10 | 236 | 52.298 | 52.610 | 0.312 |
| 10 | 246 | 49.174 | 45.739 | -3.435 |
| 12 | 190 | 58.231 | 58.231 | 0.000 |
| 12 | 266 | 54.484 | 55.733 | 1.249 |
| 12 | 308 | 48.862 | 45.427 | -3.435 |
| 15 | 848 | 51.985 | 53.235 | 1.250 |
| 15 | 878 | 57.607 | 56.982 | -0.625 |
| 15 | 880 | 48.550 | 44.490 | -4.060 |
| 15 | 942 | 57.294 | 55.108 | -2.186 |
| 15 | 947 | 49.174 | 46.676 | -2.498 |
| 15 | 962 | 51.048 | 57.607 | 6.559 |
| 30 | 1141 | 46.988 | 48.238 | 1.250 |
| 30 | 1242 | 51.985 | 51.049 | -0.936 |
| 30 | 1417 | 53.235 | 54.484 | 1.249 |
| 32 | 1126 | 48.862 | 50.424 | 1.562 |
| 32 | 1165 | 58.544 | 56.045 | -2.499 |
| 32 | 1300 | 56.045 | 55.421 | -0.624 |
| 35 | 376 | 52.297 | 56.357 | 4.060 |
| 35 | 405 | 55.421 | 49.175 | -6.246 |
| 35 | 425 | 53.859 | 55.733 | 1.874 |
| 35 | 492 | 50.736 | 50.736 | 0.000 |
| 35 | 501 | 51.985 | 49.174 | -2.811 |
| 35 | 521 | 54.483 | 55.421 | 0.938 |
| 50 | 300 | 54.171 | 48.550 | -5.621 |
| 50 | 756 | 52.298 | 51.361 | -0.937 |
| 50 | 1100 | 51.985 | 50.424 | -1.561 |
| 52 | 451 | 61.354 | 54.172 | -7.182 |
| 52 | 587 | 58.544 | 55.733 | -2.811 |
| 52 | 956 | 61.667 | 60.418 | -1.249 |
| 55 | 198 | 54.796 | 52.610 | -2.186 |
| 55 | 220 | 57.295 | 59.793 | 2.498 |
| 55 | 665 | 50.424 | 44.490 | -5.934 |
| 55 | 818 | 58.231 | 50.736 | -7.495 |
| 55 | 1057 | 46.364 | 46.676 | 0.312 |
| 55 | 1137 | 63.853 | 61.979 | -1.874 |
| 100 | 448 | 47.613 | 47.301 | -0.312 |
| 100 | 938 | 46.676 | 46.051 | -0.625 |
| 100 | 1051 | 55.420 | 53.234 | -2.186 |
| 102 | 921 | 53.859 | 59.481 | 5.622 |
| 102 | 1113 | 51.361 | 46.051 | -5.310 |
| 102 | 1234 | 53.234 | 50.424 | -2.810 |
| 105 | 194 | 53.547 | 55.733 | 2.186 |
| 105 | 367 | 55.733 | 56.982 | 1.249 |
| 105 | 440 | 57.919 | 54.796 | -3.123 |
| 105 | 477 | 57.294 | 55.733 | -1.561 |
| 105 | 556 | 53.234 | 50.111 | -3.123 |
| 105 | 1213 | 52.922 | 57.607 | 4.685 |
| | Max | 63.853 | 61.979 | 6.559 |
| | Average | 53.552 | 52.481 | -1.071 |
| | Min | 46.364 | 44.490 | -7.495 |
| | Std Dev | 3.934 | 4.291 | 2.965 |

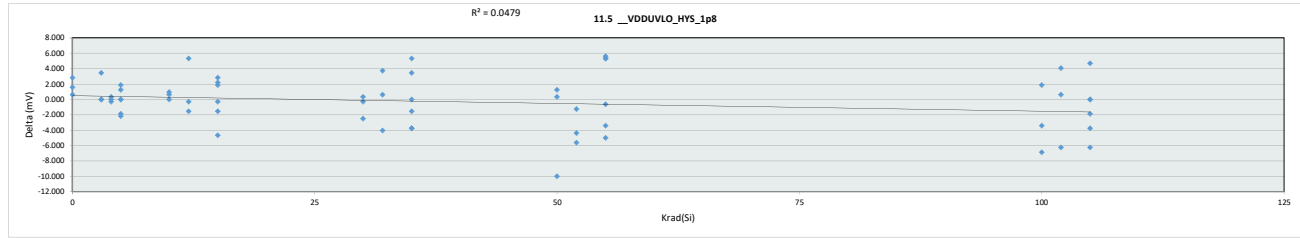


| 11.2 __VDDUVLO_HYS_2p5 | | | | | | | | | | | | | | | | |
|------------------------|--------|-------------|-----------|-----------|--------|--------|--------|--------|--------|--------|--------|--------|--------|--------|--------|--------|
| Test Site | Tester | Test Number | Max Limit | Min Limit | | | | | | | | | | | | |
| | | | 80 | 20 | | | | | | | | | | | | |
| | | | mV | mV | | | | | | | | | | | | |
| Krad(Si) | 0 | 3 | 4 | 5 | 10 | 12 | 15 | 30 | 32 | 35 | 50 | 52 | 55 | 100 | 102 | 105 |
| LL | 20.000 | 20.000 | 20.000 | 20.000 | 20.000 | 20.000 | 20.000 | 20.000 | 20.000 | 20.000 | 20.000 | 20.000 | 20.000 | 20.000 | 20.000 | 20.000 |
| Min | 51.361 | 49.487 | 46.364 | 48.550 | 45.739 | 45.427 | 44.490 | 48.238 | 50.424 | 49.174 | 48.550 | 54.172 | 44.490 | 46.051 | 46.051 | 50.111 |
| Average | 52.506 | 52.610 | 50.944 | 51.413 | 51.152 | 53.130 | 52.350 | 51.257 | 53.963 | 52.766 | 50.112 | 56.774 | 52.714 | 48.862 | 51.985 | 55.160 |
| Max | 54.171 | 58.544 | 55.733 | 55.108 | 55.108 | 58.231 | 57.607 | 54.484 | 56.045 | 56.357 | 51.361 | 60.418 | 61.979 | 53.234 | 59.481 | 57.607 |
| UL | 80.000 | 80.000 | 80.000 | 80.000 | 80.000 | 80.000 | 80.000 | 80.000 | 80.000 | 80.000 | 80.000 | 80.000 | 80.000 | 80.000 | 80.000 | 80.000 |

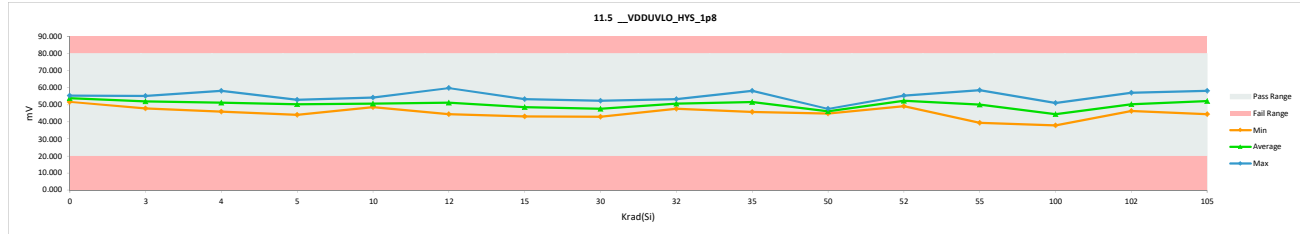


HDR TID Report
TPS7H3302-SP QML CALSS P

| 11.5_VDDUVLO_HYS_1p8 | | | | |
|----------------------|----------|-------------|--------|-----------|
| Test Site | Tester | Test Number | Unit | Max Limit |
| | | | mV | 80 |
| | | | mV | 80 |
| | | | | 20 |
| | | | | 20 |
| Krad(Si) | Serial # | PRE | POST | Delta |
| 0 | 775 | 51.049 | 51.673 | 0.624 |
| 0 | 1088 | 52.922 | 54.484 | 1.562 |
| 0 | 1106 | 52.610 | 55.421 | 2.811 |
| 3 | 817 | 47.925 | 47.925 | 0.000 |
| 3 | 825 | 55.108 | 55.108 | 0.000 |
| 3 | 833 | 49.487 | 52.922 | 3.435 |
| 4 | 847 | 49.174 | 49.487 | 0.313 |
| 4 | 645 | 46.364 | 46.051 | -0.313 |
| 4 | 788 | 58.231 | 58.231 | 0.000 |
| 5 | 959 | 49.799 | 51.048 | 1.249 |
| 5 | 991 | 51.048 | 51.048 | 0.000 |
| 5 | 1000 | 55.108 | 52.922 | -2.186 |
| 5 | 1011 | 49.487 | 51.361 | 1.874 |
| 5 | 1087 | 51.048 | 51.048 | 0.000 |
| 5 | 1097 | 46.051 | 44.178 | -1.873 |
| 10 | 180 | 54.171 | 54.171 | 0.000 |
| 10 | 236 | 47.925 | 48.550 | 0.625 |
| 10 | 246 | 48.549 | 49.487 | 0.938 |
| 12 | 190 | 54.484 | 59.793 | 5.309 |
| 12 | 266 | 51.048 | 49.487 | -1.561 |
| 12 | 308 | 44.802 | 44.490 | -0.312 |
| 15 | 848 | 44.802 | 43.240 | -1.562 |
| 15 | 878 | 56.045 | 51.361 | -4.684 |
| 15 | 880 | 44.802 | 44.490 | -0.312 |
| 15 | 942 | 50.736 | 52.610 | 1.874 |
| 15 | 947 | 43.553 | 46.364 | 2.811 |
| 15 | 962 | 51.048 | 53.235 | 2.187 |
| 30 | 1141 | 43.241 | 42.928 | -0.313 |
| 30 | 1242 | 54.796 | 52.298 | -2.498 |
| 30 | 1417 | 47.613 | 47.925 | 0.312 |
| 32 | 1126 | 51.673 | 47.613 | -4.060 |
| 32 | 1165 | 49.487 | 53.234 | 3.747 |
| 32 | 1300 | 50.736 | 51.361 | 0.625 |
| 35 | 376 | 53.235 | 49.487 | -3.748 |
| 35 | 405 | 49.487 | 45.739 | -3.748 |
| 35 | 425 | 47.925 | 53.235 | 5.310 |
| 35 | 492 | 51.361 | 49.799 | -1.562 |
| 35 | 501 | 52.922 | 52.922 | 0.000 |
| 35 | 521 | 54.796 | 58.231 | 3.435 |
| 50 | 300 | 56.357 | 46.364 | -9.993 |
| 50 | 756 | 46.364 | 47.613 | 1.249 |
| 50 | 1100 | 44.490 | 44.802 | 0.312 |
| 52 | 451 | 58.232 | 52.610 | -5.622 |
| 52 | 587 | 53.547 | 49.175 | -4.372 |
| 52 | 956 | 56.670 | 55.421 | -1.249 |
| 55 | 198 | 51.048 | 56.358 | 5.310 |
| 55 | 220 | 52.610 | 57.919 | 5.309 |
| 55 | 665 | 44.490 | 39.493 | -4.997 |
| 55 | 818 | 49.487 | 48.862 | -0.625 |
| 55 | 1057 | 42.928 | 39.493 | -3.435 |
| 55 | 1137 | 52.922 | 58.544 | 5.622 |
| 100 | 448 | 44.802 | 37.931 | -6.871 |
| 100 | 938 | 47.925 | 44.490 | -3.435 |
| 100 | 1051 | 49.175 | 51.049 | 1.874 |
| 102 | 921 | 52.922 | 56.982 | 4.060 |
| 102 | 1113 | 46.676 | 47.301 | 0.625 |
| 102 | 1234 | 52.610 | 46.364 | -6.246 |
| 105 | 194 | 50.111 | 54.795 | 4.685 |
| 105 | 367 | 53.234 | 51.361 | -1.873 |
| 105 | 440 | 56.670 | 50.424 | -6.246 |
| 105 | 477 | 58.231 | 58.231 | 0.000 |
| 105 | 556 | 48.237 | 44.490 | -3.747 |
| 105 | 1213 | 54.172 | 54.172 | 0.000 |
| | Max | 58.232 | 59.793 | 5.622 |
| | Average | 50.612 | 50.305 | -0.307 |
| | Min | 42.928 | 37.931 | -9.993 |
| | Std Dev | 3.994 | 4.955 | 3.328 |

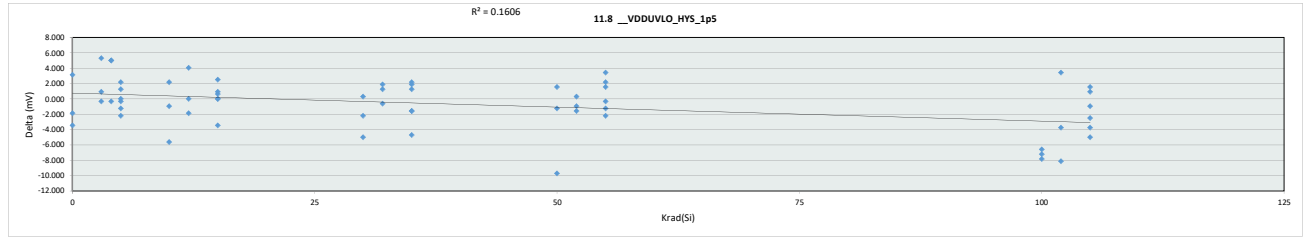


| 11.5_VDDUVLO_HYS_1p8 | | | | | | | | | | | | | | | | |
|----------------------|--------|-------------|--------|-----------|-----------|--------|--------|--------|--------|--------|--------|--------|--------|--------|--------|--------|
| Test Site | Tester | Test Number | Unit | Max Limit | Min Limit | | | | | | | | | | | |
| | | | mV | 80 | 20 | | | | | | | | | | | |
| | | | mV | 80 | 20 | | | | | | | | | | | |
| Krad(Si) | 0 | 3 | 4 | 5 | 10 | 12 | 15 | 30 | 32 | 35 | 50 | 52 | 55 | 100 | 102 | 105 |
| LL | 20.000 | 20.000 | 20.000 | 20.000 | 20.000 | 20.000 | 20.000 | 20.000 | 20.000 | 20.000 | 20.000 | 20.000 | 20.000 | 20.000 | 20.000 | 20.000 |
| Min | 51.673 | 47.925 | 46.051 | 44.178 | 48.550 | 44.490 | 43.240 | 42.928 | 47.613 | 45.739 | 44.802 | 49.175 | 39.493 | 37.931 | 46.364 | 44.490 |
| Average | 53.859 | 51.985 | 51.256 | 50.268 | 50.736 | 51.257 | 48.550 | 47.717 | 50.736 | 51.569 | 46.260 | 52.402 | 50.112 | 44.490 | 50.216 | 52.246 |
| Max | 55.421 | 55.108 | 58.231 | 52.922 | 54.171 | 59.793 | 53.235 | 52.298 | 53.234 | 58.231 | 47.613 | 55.421 | 58.544 | 51.049 | 56.982 | 58.231 |
| UL | 80.000 | 80.000 | 80.000 | 80.000 | 80.000 | 80.000 | 80.000 | 80.000 | 80.000 | 80.000 | 80.000 | 80.000 | 80.000 | 80.000 | 80.000 | 80.000 |

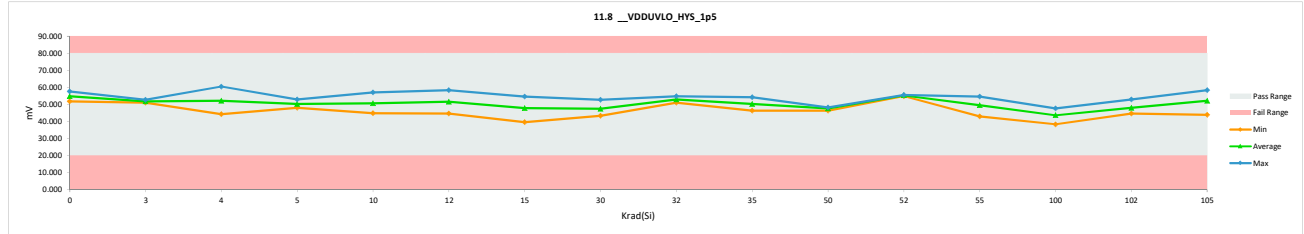


HDR TID Report
TPS7H3302-SP QML CALSS P

| 11.8_VDDUVLO_HYS_1p5 | | | | | |
|----------------------|----------|-------------|--------|-----------|-----------|
| Test Site | Tester | Test Number | Unit | Max Limit | Min Limit |
| | | | mV | 80 | 20 |
| | | | mV | 80 | 20 |
| Krad(Si) | Serial # | PRE | POST | Delta | |
| 0 | 775 | 55.108 | 51.673 | -3.435 | |
| 0 | 1088 | 54.484 | 57.607 | 3.123 | |
| 0 | 1106 | 56.982 | 55.108 | -1.874 | |
| 3 | 817 | 51.673 | 51.361 | -0.312 | |
| 3 | 825 | 51.673 | 52.610 | 0.937 | |
| 3 | 833 | 45.739 | 51.048 | 5.309 | |
| 4 | 547 | 46.676 | 51.673 | 4.997 | |
| 4 | 645 | 44.490 | 44.178 | -0.312 | |
| 4 | 788 | 55.421 | 60.418 | 4.997 | |
| 5 | 959 | 49.799 | 51.048 | 1.249 | |
| 5 | 991 | 49.175 | 47.925 | -1.250 | |
| 5 | 1000 | 55.108 | 52.922 | -2.186 | |
| 5 | 1011 | 50.111 | 49.799 | -0.312 | |
| 5 | 1087 | 51.361 | 51.361 | 0.000 | |
| 5 | 1097 | 46.051 | 48.237 | 2.186 | |
| 10 | 180 | 54.796 | 56.982 | 2.186 | |
| 10 | 236 | 51.048 | 50.111 | -0.937 | |
| 10 | 246 | 50.424 | 44.802 | -5.622 | |
| 12 | 190 | 54.171 | 58.231 | 4.060 | |
| 12 | 266 | 53.547 | 51.673 | -1.874 | |
| 12 | 308 | 44.490 | 44.490 | 0.000 | |
| 15 | 848 | 42.616 | 43.240 | 0.624 | |
| 15 | 878 | 52.922 | 52.922 | 0.000 | |
| 15 | 880 | 44.178 | 46.676 | 2.498 | |
| 15 | 942 | 49.487 | 49.487 | 0.000 | |
| 15 | 947 | 42.928 | 39.493 | -3.435 | |
| 15 | 962 | 53.547 | 54.484 | 0.937 | |
| 30 | 1141 | 42.928 | 43.240 | 0.312 | |
| 30 | 1242 | 54.796 | 52.610 | -2.186 | |
| 30 | 1417 | 51.361 | 46.364 | -4.997 | |
| 32 | 1126 | 51.673 | 51.048 | -0.625 | |
| 32 | 1165 | 52.922 | 54.796 | 1.874 | |
| 32 | 1300 | 51.673 | 52.922 | 1.249 | |
| 35 | 376 | 51.048 | 53.234 | 2.186 | |
| 35 | 405 | 44.802 | 46.676 | 1.874 | |
| 35 | 425 | 51.048 | 46.364 | -4.684 | |
| 35 | 492 | 49.799 | 48.238 | -1.561 | |
| 35 | 501 | 54.171 | 52.610 | -1.561 | |
| 35 | 521 | 52.922 | 54.172 | 1.250 | |
| 50 | 300 | 57.607 | 47.925 | -9.682 | |
| 50 | 756 | 49.487 | 48.238 | -1.249 | |
| 50 | 1100 | 44.802 | 46.364 | 1.562 | |
| 52 | 451 | 55.733 | 54.796 | -0.937 | |
| 52 | 587 | 55.108 | 55.421 | 0.313 | |
| 52 | 956 | 56.982 | 55.421 | -1.561 | |
| 55 | 198 | 51.361 | 53.547 | 2.186 | |
| 55 | 220 | 53.547 | 53.235 | -0.312 | |
| 55 | 665 | 41.366 | 42.928 | 1.562 | |
| 55 | 818 | 51.985 | 49.799 | -2.186 | |
| 55 | 1057 | 39.805 | 43.240 | 3.435 | |
| 55 | 1137 | 55.733 | 54.484 | -1.249 | |
| 100 | 448 | 46.051 | 38.244 | -7.807 | |
| 100 | 938 | 51.985 | 44.802 | -7.183 | |
| 100 | 1051 | 54.171 | 47.613 | -6.558 | |
| 102 | 921 | 49.487 | 52.922 | 3.435 | |
| 102 | 1113 | 48.237 | 44.490 | -3.747 | |
| 102 | 1234 | 54.483 | 46.364 | -8.119 | |
| 105 | 194 | 54.483 | 50.736 | -3.747 | |
| 105 | 367 | 52.297 | 53.235 | 0.938 | |
| 105 | 440 | 54.796 | 49.799 | -4.997 | |
| 105 | 477 | 59.168 | 58.231 | -0.937 | |
| 105 | 556 | 46.364 | 43.865 | -2.499 | |
| 105 | 1213 | 54.796 | 56.358 | 1.562 | |
| | Max | 59.168 | 60.418 | 5.309 | |
| | Average | 50.904 | 50.220 | -0.684 | |
| | Min | 39.805 | 38.244 | -9.682 | |
| | Std Dev | 4.440 | 4.772 | 3.261 | |

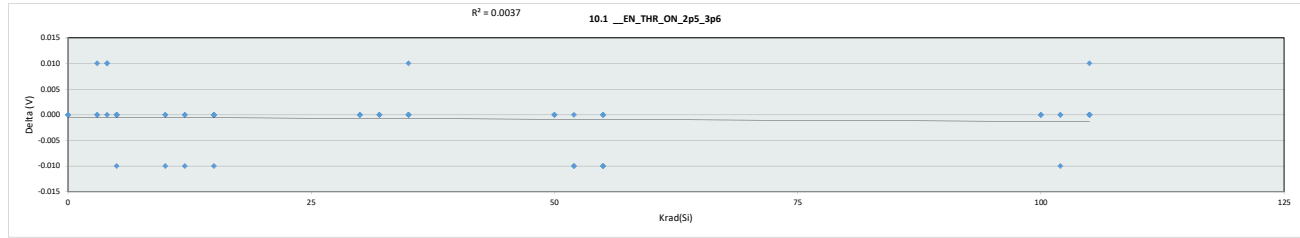


| 11.8_VDDUVLO_HYS_1p5 | | | | | | | | | | | | | | | | |
|----------------------|--------|-------------|--------|-----------|-----------|--------|--------|--------|--------|--------|--------|--------|--------|--------|--------|--------|
| Test Site | Tester | Test Number | Unit | Max Limit | Min Limit | | | | | | | | | | | |
| | | | mV | 80 | 20 | | | | | | | | | | | |
| | | | mV | 80 | 20 | | | | | | | | | | | |
| Krad(Si) | 0 | 3 | 4 | 5 | 10 | 12 | 15 | 30 | 32 | 35 | 50 | 52 | 55 | 100 | 102 | 105 |
| LL | 20.000 | 20.000 | 20.000 | 20.000 | 20.000 | 20.000 | 20.000 | 20.000 | 20.000 | 20.000 | 20.000 | 20.000 | 20.000 | 20.000 | 20.000 | 20.000 |
| Min | 51.673 | 51.048 | 44.178 | 47.925 | 44.802 | 44.490 | 39.493 | 43.240 | 51.048 | 46.364 | 46.364 | 54.796 | 42.928 | 38.244 | 44.490 | 43.865 |
| Average | 54.796 | 51.673 | 52.090 | 50.215 | 50.632 | 51.465 | 47.717 | 47.405 | 52.922 | 50.216 | 47.509 | 55.213 | 49.539 | 43.553 | 47.925 | 52.037 |
| Max | 57.607 | 52.610 | 60.418 | 52.922 | 56.982 | 58.231 | 54.484 | 52.610 | 54.796 | 54.172 | 48.238 | 55.421 | 54.484 | 47.613 | 52.922 | 58.231 |
| UL | 80.000 | 80.000 | 80.000 | 80.000 | 80.000 | 80.000 | 80.000 | 80.000 | 80.000 | 80.000 | 80.000 | 80.000 | 80.000 | 80.000 | 80.000 | 80.000 |

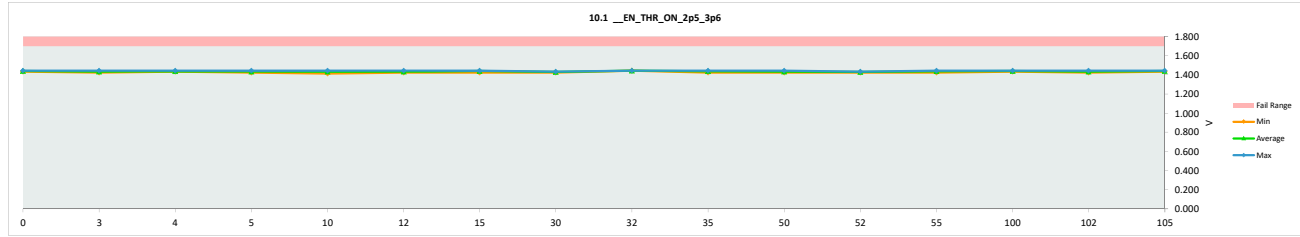


HDR TID Report
TPS7H3302-SP QML CALSS P

| 10.1 __EN_THR_ON_2p5_3p6 | | | | |
|--------------------------|----------|-------------|-------|-----------|
| Test Site | Tester | Test Number | Unit | Max Limit |
| | | | V | 1.7 |
| | | | V | 1.7 |
| | | | | |
| Krad(Si) | Serial # | PRE | POST | Delta |
| 0 | 775 | 1.445 | 1.445 | 0.000 |
| 0 | 1088 | 1.435 | 1.435 | 0.000 |
| 0 | 1106 | 1.445 | 1.445 | 0.000 |
| 3 | 817 | 1.435 | 1.435 | 0.000 |
| 3 | 825 | 1.445 | 1.445 | 0.000 |
| 3 | 833 | 1.415 | 1.425 | 0.010 |
| 4 | 547 | 1.425 | 1.435 | 0.010 |
| 4 | 645 | 1.445 | 1.445 | 0.000 |
| 4 | 788 | 1.425 | 1.435 | 0.010 |
| 5 | 959 | 1.435 | 1.435 | 0.000 |
| 5 | 991 | 1.435 | 1.435 | 0.000 |
| 5 | 1000 | 1.435 | 1.425 | -0.010 |
| 5 | 1011 | 1.425 | 1.425 | 0.000 |
| 5 | 1087 | 1.445 | 1.445 | 0.000 |
| 5 | 1097 | 1.435 | 1.435 | 0.000 |
| 10 | 180 | 1.425 | 1.415 | -0.010 |
| 10 | 236 | 1.445 | 1.445 | 0.000 |
| 10 | 246 | 1.445 | 1.445 | 0.000 |
| 12 | 190 | 1.445 | 1.435 | -0.010 |
| 12 | 266 | 1.445 | 1.445 | 0.000 |
| 12 | 308 | 1.425 | 1.425 | 0.000 |
| 15 | 848 | 1.445 | 1.445 | 0.000 |
| 15 | 878 | 1.445 | 1.445 | 0.000 |
| 15 | 880 | 1.435 | 1.435 | 0.000 |
| 15 | 942 | 1.435 | 1.425 | -0.010 |
| 15 | 947 | 1.445 | 1.445 | 0.000 |
| 15 | 962 | 1.445 | 1.445 | 0.000 |
| 30 | 1141 | 1.425 | 1.425 | 0.000 |
| 30 | 1242 | 1.435 | 1.435 | 0.000 |
| 30 | 1417 | 1.435 | 1.435 | 0.000 |
| 32 | 1126 | 1.445 | 1.445 | 0.000 |
| 32 | 1165 | 1.445 | 1.445 | 0.000 |
| 32 | 1300 | 1.445 | 1.445 | 0.000 |
| 35 | 376 | 1.445 | 1.445 | 0.000 |
| 35 | 405 | 1.435 | 1.435 | 0.000 |
| 35 | 425 | 1.425 | 1.425 | 0.000 |
| 35 | 492 | 1.435 | 1.445 | 0.010 |
| 35 | 501 | 1.445 | 1.445 | 0.000 |
| 35 | 521 | 1.435 | 1.435 | 0.000 |
| 50 | 300 | 1.425 | 1.425 | 0.000 |
| 50 | 756 | 1.445 | 1.445 | 0.000 |
| 50 | 1100 | 1.435 | 1.435 | 0.000 |
| 52 | 451 | 1.445 | 1.435 | -0.010 |
| 52 | 587 | 1.435 | 1.425 | -0.010 |
| 52 | 956 | 1.435 | 1.435 | 0.000 |
| 55 | 198 | 1.445 | 1.435 | -0.010 |
| 55 | 220 | 1.435 | 1.425 | -0.010 |
| 55 | 665 | 1.445 | 1.445 | 0.000 |
| 55 | 818 | 1.445 | 1.445 | 0.000 |
| 55 | 1057 | 1.435 | 1.435 | 0.000 |
| 55 | 1137 | 1.455 | 1.445 | -0.010 |
| 100 | 448 | 1.445 | 1.445 | 0.000 |
| 100 | 938 | 1.445 | 1.445 | 0.000 |
| 100 | 1051 | 1.435 | 1.435 | 0.000 |
| 102 | 921 | 1.435 | 1.435 | 0.000 |
| 102 | 1113 | 1.445 | 1.445 | 0.000 |
| 102 | 1234 | 1.435 | 1.425 | -0.010 |
| 105 | 194 | 1.445 | 1.445 | 0.000 |
| 105 | 367 | 1.435 | 1.435 | 0.000 |
| 105 | 440 | 1.425 | 1.435 | 0.010 |
| 105 | 477 | 1.445 | 1.445 | 0.000 |
| 105 | 556 | 1.445 | 1.445 | 0.000 |
| 105 | 1213 | 1.435 | 1.435 | 0.000 |
| | Max | 1.455 | 1.445 | 0.010 |
| | Average | 1.438 | 1.437 | -0.001 |
| | Min | 1.415 | 1.415 | -0.010 |
| | Std Dev | 0.008 | 0.008 | 0.005 |

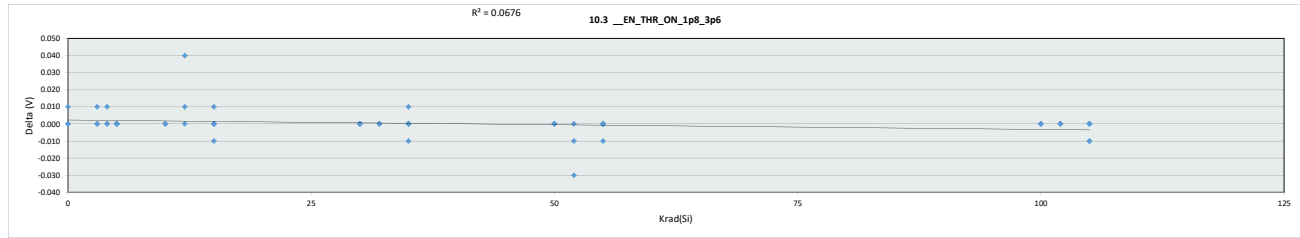


| 10.1 __EN_THR_ON_2p5_3p6 | | | | | | | | | | | | | | | | | | | | | | |
|--------------------------|--------|-------------|---------|-----------|-----------|-------|-------|-------|-------|-------|-------|-------|-------|-------|-------|-------|-------|-------|-------|-------|-------|-------|
| Test Site | Tester | Test Number | Unit | Max Limit | Min Limit | | | | | | | | | | | | | | | | | |
| | | | V | 1.7 | V | | | | | | | | | | | | | | | | | |
| | | | V | | | | | | | | | | | | | | | | | | | |
| Krad(Si) | LL | Min | Average | Max | UL | 0 | 3 | 4 | 5 | 10 | 12 | 15 | 30 | 32 | 35 | 50 | 52 | 55 | 100 | 102 | 105 | |
| | | 1.435 | 1.442 | 1.445 | 1.700 | 1.435 | 1.425 | 1.435 | 1.445 | 1.415 | 1.425 | 1.435 | 1.440 | 1.432 | 1.445 | 1.438 | 1.435 | 1.432 | 1.438 | 1.442 | 1.435 | 1.440 |

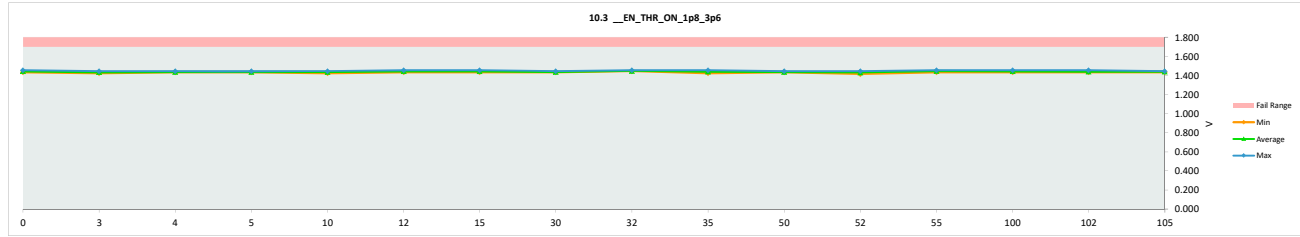


HDR TID Report
TPS7H3302-SP QML CALSS P

| 10.3 __EN_THR_ON_1p8_3p6 | | | | |
|--------------------------|----------|-------------|-------|-----------|
| Test Site | Tester | Test Number | Unit | Max Limit |
| | | | V | 1.7 |
| | | | V | 1.7 |
| | | | | |
| Krad(Si) | Serial # | PRE | POST | Delta |
| 0 | 775 | 1.445 | 1.455 | 0.010 |
| 0 | 1088 | 1.435 | 1.435 | 0.000 |
| 0 | 1106 | 1.445 | 1.445 | 0.000 |
| 3 | 817 | 1.435 | 1.435 | 0.000 |
| 3 | 825 | 1.445 | 1.445 | 0.000 |
| 3 | 833 | 1.415 | 1.425 | 0.010 |
| 4 | 547 | 1.425 | 1.435 | 0.010 |
| 4 | 645 | 1.445 | 1.445 | 0.000 |
| 4 | 788 | 1.435 | 1.435 | 0.000 |
| 5 | 959 | 1.435 | 1.435 | 0.000 |
| 5 | 991 | 1.435 | 1.435 | 0.000 |
| 5 | 1000 | 1.435 | 1.435 | 0.000 |
| 5 | 1011 | 1.435 | 1.435 | 0.000 |
| 5 | 1087 | 1.445 | 1.445 | 0.000 |
| 5 | 1097 | 1.445 | 1.445 | 0.000 |
| 10 | 180 | 1.425 | 1.425 | 0.000 |
| 10 | 236 | 1.445 | 1.445 | 0.000 |
| 10 | 246 | 1.445 | 1.445 | 0.000 |
| 12 | 190 | 1.445 | 1.445 | 0.000 |
| 12 | 266 | 1.445 | 1.455 | 0.010 |
| 12 | 308 | 1.395 | 1.435 | 0.040 |
| 15 | 848 | 1.445 | 1.445 | 0.000 |
| 15 | 878 | 1.445 | 1.455 | 0.010 |
| 15 | 880 | 1.445 | 1.445 | 0.000 |
| 15 | 942 | 1.435 | 1.435 | 0.000 |
| 15 | 947 | 1.455 | 1.445 | -0.010 |
| 15 | 962 | 1.445 | 1.445 | 0.000 |
| 30 | 1141 | 1.435 | 1.435 | 0.000 |
| 30 | 1242 | 1.435 | 1.435 | 0.000 |
| 30 | 1417 | 1.445 | 1.445 | 0.000 |
| 32 | 1126 | 1.455 | 1.455 | 0.000 |
| 32 | 1165 | 1.445 | 1.445 | 0.000 |
| 32 | 1300 | 1.445 | 1.445 | 0.000 |
| 35 | 376 | 1.445 | 1.445 | 0.000 |
| 35 | 405 | 1.435 | 1.435 | 0.000 |
| 35 | 425 | 1.435 | 1.425 | -0.010 |
| 35 | 492 | 1.445 | 1.445 | 0.000 |
| 35 | 501 | 1.445 | 1.455 | 0.010 |
| 35 | 521 | 1.435 | 1.435 | 0.000 |
| 50 | 300 | 1.435 | 1.435 | 0.000 |
| 50 | 756 | 1.445 | 1.445 | 0.000 |
| 50 | 1100 | 1.435 | 1.435 | 0.000 |
| 52 | 451 | 1.445 | 1.435 | -0.010 |
| 52 | 587 | 1.445 | 1.415 | -0.030 |
| 52 | 956 | 1.445 | 1.445 | 0.000 |
| 55 | 198 | 1.445 | 1.445 | 0.000 |
| 55 | 220 | 1.435 | 1.435 | 0.000 |
| 55 | 665 | 1.455 | 1.455 | 0.000 |
| 55 | 818 | 1.455 | 1.455 | 0.000 |
| 55 | 1057 | 1.445 | 1.435 | -0.010 |
| 55 | 1137 | 1.455 | 1.455 | 0.000 |
| 100 | 448 | 1.445 | 1.445 | 0.000 |
| 100 | 938 | 1.455 | 1.455 | 0.000 |
| 100 | 1051 | 1.435 | 1.435 | 0.000 |
| 102 | 921 | 1.435 | 1.435 | 0.000 |
| 102 | 1113 | 1.455 | 1.455 | 0.000 |
| 102 | 1234 | 1.435 | 1.435 | 0.000 |
| 105 | 194 | 1.455 | 1.445 | -0.010 |
| 105 | 367 | 1.445 | 1.445 | 0.000 |
| 105 | 440 | 1.435 | 1.435 | 0.000 |
| 105 | 477 | 1.445 | 1.445 | 0.000 |
| 105 | 556 | 1.455 | 1.445 | -0.010 |
| 105 | 1213 | 1.435 | 1.435 | 0.000 |
| | Max | 1.455 | 1.455 | 0.040 |
| | Average | 1.441 | 1.441 | 0.000 |
| | Min | 1.395 | 1.415 | -0.030 |
| | Std Dev | 0.010 | 0.009 | 0.008 |

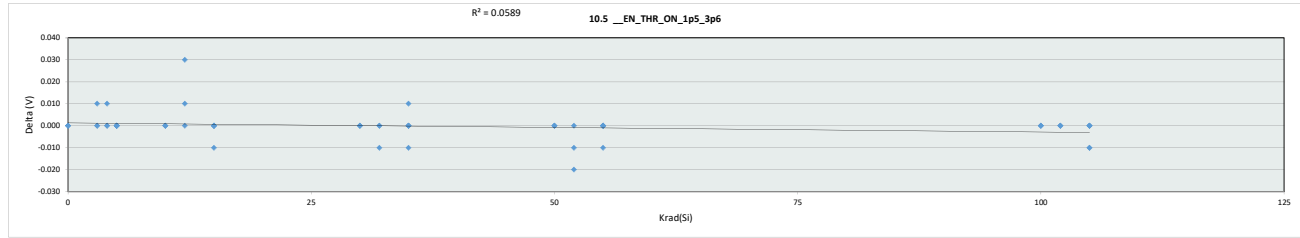


| 10.3 __EN_THR_ON_1p8_3p6 | | | | | | | | | | | | | | | | |
|--------------------------|--------|-------------|-------|-----------|-----------|-------|-------|-------|-------|-------|-------|-------|-------|-------|-------|-------|
| Test Site | Tester | Test Number | Unit | Max Limit | Min Limit | | | | | | | | | | | |
| | | | V | 1.7 | V | | | | | | | | | | | |
| | | | V | | | | | | | | | | | | | |
| Krad(Si) | 0 | 3 | 4 | 5 | 10 | 12 | 15 | 30 | 32 | 35 | 50 | 52 | 55 | 100 | 102 | 105 |
| LL | 1.435 | 1.425 | 1.435 | 1.435 | 1.425 | 1.435 | 1.435 | 1.435 | 1.445 | 1.425 | 1.435 | 1.415 | 1.435 | 1.435 | 1.435 | 1.435 |
| Min | 1.445 | 1.435 | 1.438 | 1.438 | 1.438 | 1.445 | 1.445 | 1.445 | 1.438 | 1.448 | 1.440 | 1.438 | 1.447 | 1.445 | 1.442 | 1.442 |
| Average | 1.455 | 1.445 | 1.445 | 1.445 | 1.445 | 1.455 | 1.455 | 1.445 | 1.455 | 1.455 | 1.455 | 1.445 | 1.455 | 1.455 | 1.455 | 1.445 |
| Max | 1.700 | 1.700 | 1.700 | 1.700 | 1.700 | 1.700 | 1.700 | 1.700 | 1.700 | 1.700 | 1.700 | 1.700 | 1.700 | 1.700 | 1.700 | 1.700 |
| UL | | | | | | | | | | | | | | | | |

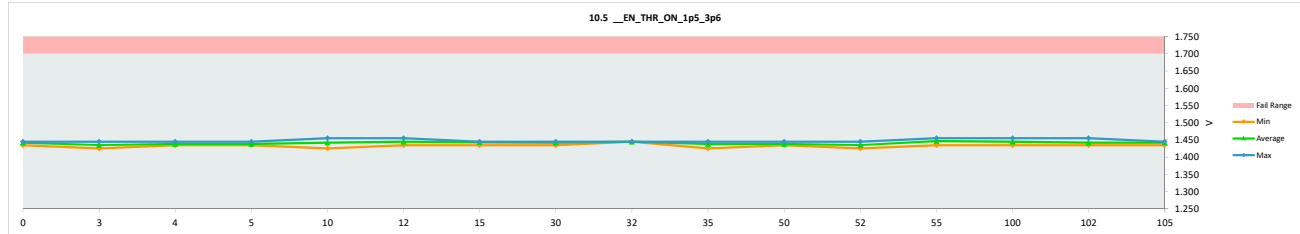


HDR TID Report
TPS7H3302-SP QML CALSS P

| 10.5 __EN_THR_ON_1p5_3p6 | | | | |
|--------------------------|----------|-------------|-------|-----------|
| Test Site | Tester | Test Number | Unit | Max Limit |
| | | | V | 1.7 |
| | | | V | 1.7 |
| Krad(Si) | Serial # | PRE | POST | Delta |
| 0 | 775 | 1.445 | 1.445 | 0.000 |
| 0 | 1088 | 1.435 | 1.435 | 0.000 |
| 0 | 1106 | 1.445 | 1.445 | 0.000 |
| 3 | 817 | 1.435 | 1.435 | 0.000 |
| 3 | 825 | 1.445 | 1.445 | 0.000 |
| 3 | 833 | 1.415 | 1.425 | 0.010 |
| 4 | 547 | 1.425 | 1.435 | 0.010 |
| 4 | 645 | 1.445 | 1.445 | 0.000 |
| 4 | 788 | 1.435 | 1.435 | 0.000 |
| 5 | 959 | 1.435 | 1.435 | 0.000 |
| 5 | 991 | 1.435 | 1.435 | 0.000 |
| 5 | 1000 | 1.435 | 1.435 | 0.000 |
| 5 | 1011 | 1.435 | 1.435 | 0.000 |
| 5 | 1087 | 1.445 | 1.445 | 0.000 |
| 5 | 1097 | 1.445 | 1.445 | 0.000 |
| 10 | 180 | 1.425 | 1.425 | 0.000 |
| 10 | 236 | 1.455 | 1.455 | 0.000 |
| 10 | 246 | 1.445 | 1.445 | 0.000 |
| 12 | 190 | 1.445 | 1.445 | 0.000 |
| 12 | 266 | 1.445 | 1.455 | 0.010 |
| 12 | 308 | 1.405 | 1.435 | 0.030 |
| 15 | 848 | 1.445 | 1.445 | 0.000 |
| 15 | 878 | 1.445 | 1.445 | 0.000 |
| 15 | 880 | 1.445 | 1.445 | 0.000 |
| 15 | 942 | 1.435 | 1.435 | 0.000 |
| 15 | 947 | 1.455 | 1.445 | -0.010 |
| 15 | 962 | 1.445 | 1.445 | 0.000 |
| 30 | 1141 | 1.435 | 1.435 | 0.000 |
| 30 | 1242 | 1.445 | 1.445 | 0.000 |
| 30 | 1417 | 1.445 | 1.445 | 0.000 |
| 32 | 1126 | 1.455 | 1.445 | -0.010 |
| 32 | 1165 | 1.445 | 1.445 | 0.000 |
| 32 | 1300 | 1.445 | 1.445 | 0.000 |
| 35 | 376 | 1.445 | 1.445 | 0.000 |
| 35 | 405 | 1.435 | 1.435 | 0.000 |
| 35 | 425 | 1.435 | 1.425 | -0.010 |
| 35 | 492 | 1.435 | 1.445 | 0.010 |
| 35 | 501 | 1.445 | 1.445 | 0.000 |
| 35 | 521 | 1.435 | 1.435 | 0.000 |
| 50 | 300 | 1.435 | 1.435 | 0.000 |
| 50 | 756 | 1.445 | 1.445 | 0.000 |
| 50 | 1100 | 1.435 | 1.435 | 0.000 |
| 52 | 451 | 1.445 | 1.435 | -0.010 |
| 52 | 587 | 1.445 | 1.425 | -0.020 |
| 52 | 956 | 1.445 | 1.445 | 0.000 |
| 55 | 198 | 1.445 | 1.445 | 0.000 |
| 55 | 220 | 1.435 | 1.435 | 0.000 |
| 55 | 665 | 1.455 | 1.455 | 0.000 |
| 55 | 818 | 1.455 | 1.455 | 0.000 |
| 55 | 1057 | 1.445 | 1.435 | -0.010 |
| 55 | 1137 | 1.455 | 1.455 | 0.000 |
| 100 | 448 | 1.445 | 1.445 | 0.000 |
| 100 | 938 | 1.455 | 1.455 | 0.000 |
| 100 | 1051 | 1.435 | 1.435 | 0.000 |
| 102 | 921 | 1.435 | 1.435 | 0.000 |
| 102 | 1113 | 1.455 | 1.455 | 0.000 |
| 102 | 1234 | 1.435 | 1.435 | 0.000 |
| 105 | 194 | 1.455 | 1.445 | -0.010 |
| 105 | 367 | 1.445 | 1.445 | 0.000 |
| 105 | 440 | 1.435 | 1.435 | 0.000 |
| 105 | 477 | 1.445 | 1.445 | 0.000 |
| 105 | 556 | 1.455 | 1.445 | -0.010 |
| 105 | 1213 | 1.435 | 1.435 | 0.000 |
| | Max | 1.455 | 1.455 | 0.030 |
| | Average | 1.442 | 1.441 | 0.000 |
| | Min | 1.405 | 1.425 | -0.020 |
| | Std Dev | 0.010 | 0.008 | 0.006 |

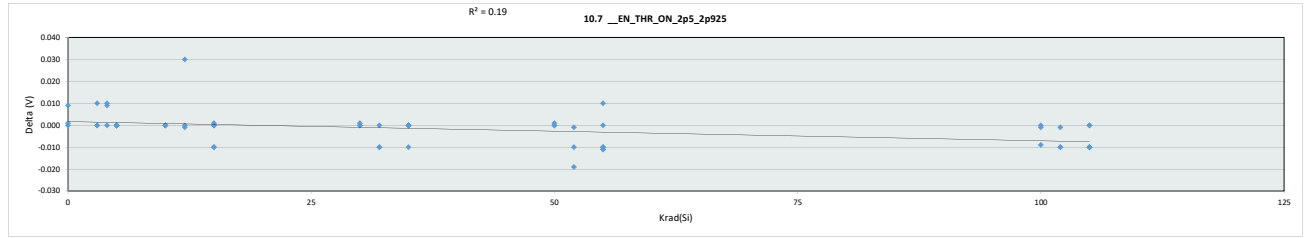


| 10.5 __EN_THR_ON_1p5_3p6 | | | | | | | | | | | | | | | | | | | | | |
|--------------------------|--------|-------------|------|-----------|-----------|----------|-------|-------|-------|-------|-------|-------|-------|-------|-------|-------|-------|-------|-------|-------|-------|
| Test Site | Tester | Test Number | Unit | Max Limit | Min Limit | Krad(Si) | | | | | | | | | | | | | | | |
| | | | V | 1.7 | V | 0 | 3 | 4 | 5 | 10 | 12 | 15 | 30 | 32 | 35 | 50 | 52 | 55 | 100 | 102 | 105 |
| LL | | | | | | 1.435 | 1.425 | 1.435 | 1.435 | 1.425 | 1.435 | 1.435 | 1.435 | 1.445 | 1.425 | 1.435 | 1.425 | 1.435 | 1.435 | 1.435 | 1.435 |
| Average | | | | | | 1.442 | 1.435 | 1.438 | 1.438 | 1.442 | 1.445 | 1.443 | 1.442 | 1.445 | 1.438 | 1.438 | 1.435 | 1.447 | 1.445 | 1.442 | 1.442 |
| Max | | | | | | 1.445 | 1.445 | 1.445 | 1.445 | 1.455 | 1.455 | 1.445 | 1.445 | 1.445 | 1.445 | 1.445 | 1.445 | 1.455 | 1.455 | 1.455 | 1.445 |
| UL | | | | | | 1.700 | 1.700 | 1.700 | 1.700 | 1.700 | 1.700 | 1.700 | 1.700 | 1.700 | 1.700 | 1.700 | 1.700 | 1.700 | 1.700 | 1.700 | 1.700 |

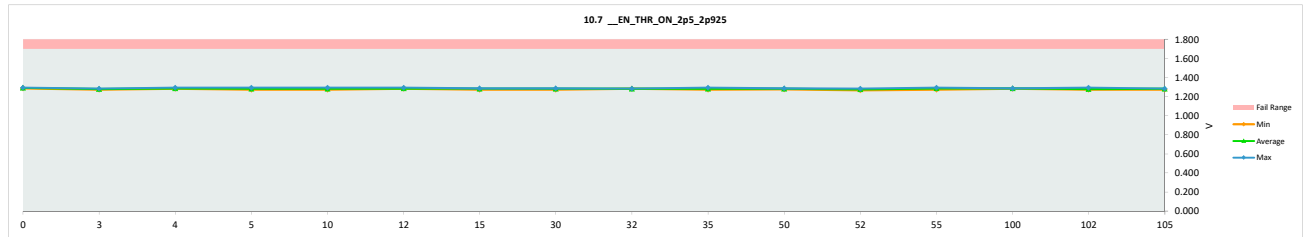


HDR TID Report
TPS7H3302-SP QML CALSS P

| 10.7 __EN_THR_ON_2p5_2p925 | | | | |
|----------------------------|----------|-------------|-------|--------|
| Test Site | Tester | Test Number | Unit | Unit |
| | | | V | V |
| | | | 1.7 | 1.7 |
| | | | | |
| Krad(Si) | Serial # | PRE | POST | Delta |
| 0 | 775 | 1.285 | 1.294 | 0.009 |
| 0 | 1088 | 1.284 | 1.285 | 0.001 |
| 0 | 1106 | 1.294 | 1.294 | 0.000 |
| 3 | 817 | 1.284 | 1.284 | 0.000 |
| 3 | 825 | 1.284 | 1.284 | 0.000 |
| 3 | 833 | 1.264 | 1.274 | 0.010 |
| 4 | 547 | 1.274 | 1.284 | 0.010 |
| 4 | 645 | 1.285 | 1.294 | 0.009 |
| 4 | 788 | 1.284 | 1.284 | 0.000 |
| 5 | 959 | 1.284 | 1.284 | 0.000 |
| 5 | 991 | 1.284 | 1.284 | 0.000 |
| 5 | 1000 | 1.274 | 1.274 | 0.000 |
| 5 | 1011 | 1.274 | 1.274 | 0.000 |
| 5 | 1087 | 1.294 | 1.294 | 0.000 |
| 5 | 1097 | 1.284 | 1.284 | 0.000 |
| 10 | 180 | 1.274 | 1.274 | 0.000 |
| 10 | 236 | 1.284 | 1.284 | 0.000 |
| 10 | 246 | 1.294 | 1.294 | 0.000 |
| 12 | 190 | 1.285 | 1.284 | -0.001 |
| 12 | 266 | 1.294 | 1.294 | 0.000 |
| 12 | 308 | 1.254 | 1.284 | 0.030 |
| 15 | 848 | 1.284 | 1.285 | 0.001 |
| 15 | 878 | 1.294 | 1.284 | -0.010 |
| 15 | 880 | 1.284 | 1.284 | 0.000 |
| 15 | 942 | 1.284 | 1.274 | -0.010 |
| 15 | 947 | 1.284 | 1.284 | 0.000 |
| 15 | 962 | 1.284 | 1.284 | 0.000 |
| 30 | 1141 | 1.274 | 1.274 | 0.000 |
| 30 | 1242 | 1.284 | 1.285 | 0.001 |
| 30 | 1417 | 1.284 | 1.284 | 0.000 |
| 32 | 1126 | 1.294 | 1.284 | -0.010 |
| 32 | 1165 | 1.294 | 1.284 | -0.010 |
| 32 | 1300 | 1.284 | 1.284 | 0.000 |
| 35 | 376 | 1.294 | 1.294 | 0.000 |
| 35 | 405 | 1.284 | 1.284 | 0.000 |
| 35 | 425 | 1.274 | 1.274 | 0.000 |
| 35 | 492 | 1.284 | 1.284 | 0.000 |
| 35 | 501 | 1.294 | 1.284 | -0.010 |
| 35 | 521 | 1.284 | 1.284 | 0.000 |
| 50 | 300 | 1.274 | 1.275 | 0.001 |
| 50 | 756 | 1.284 | 1.284 | 0.000 |
| 50 | 1100 | 1.285 | 1.285 | 0.000 |
| 52 | 451 | 1.284 | 1.274 | -0.010 |
| 52 | 587 | 1.284 | 1.265 | -0.019 |
| 52 | 956 | 1.285 | 1.284 | -0.001 |
| 55 | 198 | 1.295 | 1.284 | -0.011 |
| 55 | 220 | 1.285 | 1.274 | -0.011 |
| 55 | 665 | 1.284 | 1.294 | 0.010 |
| 55 | 818 | 1.294 | 1.284 | -0.010 |
| 55 | 1057 | 1.285 | 1.285 | 0.000 |
| 55 | 1137 | 1.304 | 1.294 | -0.010 |
| 100 | 448 | 1.284 | 1.284 | 0.000 |
| 100 | 938 | 1.294 | 1.285 | -0.009 |
| 100 | 1051 | 1.285 | 1.284 | -0.001 |
| 102 | 921 | 1.284 | 1.274 | -0.010 |
| 102 | 1113 | 1.295 | 1.294 | -0.001 |
| 102 | 1234 | 1.284 | 1.274 | -0.010 |
| 105 | 194 | 1.294 | 1.284 | -0.010 |
| 105 | 367 | 1.294 | 1.284 | -0.010 |
| 105 | 440 | 1.284 | 1.274 | -0.010 |
| 105 | 477 | 1.294 | 1.284 | -0.010 |
| 105 | 556 | 1.284 | 1.284 | 0.000 |
| 105 | 1213 | 1.284 | 1.284 | 0.000 |
| | Max | 1.304 | 1.294 | 0.030 |
| | Average | 1.285 | 1.283 | -0.002 |
| | Min | 1.254 | 1.265 | -0.019 |
| | Std Dev | 0.008 | 0.007 | 0.007 |

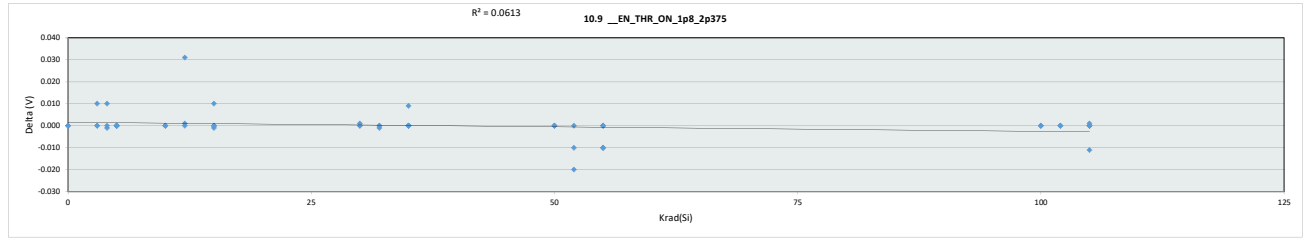


| 10.7 __EN_THR_ON_2p5_2p92 | | | | | | | | | | | | | | | | |
|---------------------------|--------|-------------|-------|-------|-------|-------|-------|-------|-------|-------|-------|-------|-------|-------|-------|-------|
| Test Site | Tester | Test Number | Unit | Unit | | | | | | | | | | | | |
| | | | 1.7 | V | | | | | | | | | | | | |
| | | | | V | | | | | | | | | | | | |
| Krad(Si) | 0 | 3 | 4 | 5 | 10 | 12 | 15 | 30 | 32 | 35 | 50 | 52 | 55 | 100 | 102 | 105 |
| LL | 1.285 | 1.274 | 1.284 | 1.274 | 1.274 | 1.284 | 1.274 | 1.274 | 1.284 | 1.274 | 1.275 | 1.265 | 1.274 | 1.284 | 1.274 | 1.284 |
| Min | 1.291 | 1.281 | 1.287 | 1.282 | 1.284 | 1.287 | 1.283 | 1.281 | 1.284 | 1.284 | 1.281 | 1.274 | 1.286 | 1.284 | 1.281 | 1.282 |
| Average | 1.294 | 1.284 | 1.294 | 1.294 | 1.294 | 1.294 | 1.285 | 1.285 | 1.284 | 1.294 | 1.285 | 1.284 | 1.294 | 1.285 | 1.294 | 1.284 |
| Max | 1.700 | 1.700 | 1.700 | 1.700 | 1.700 | 1.700 | 1.700 | 1.700 | 1.700 | 1.700 | 1.700 | 1.700 | 1.700 | 1.700 | 1.700 | 1.700 |
| UL | | | | | | | | | | | | | | | | |

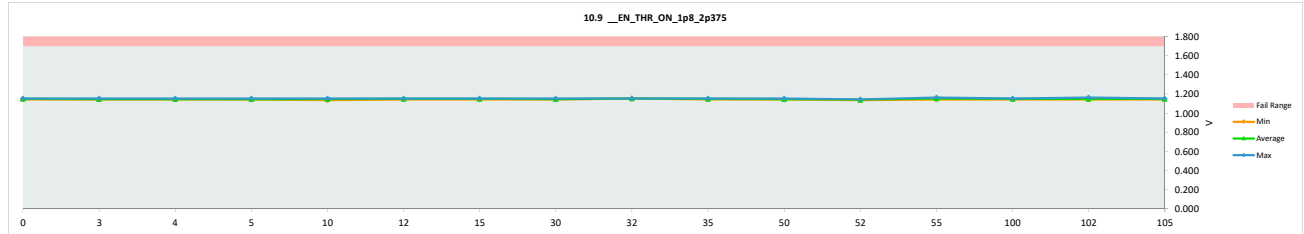


HDR TID Report
TPS7H3302-SP QML CALSS P

| 10.9 __EN_THR_ON_1p8_2p375 | | | | |
|----------------------------|----------|-------------|-------|-----------|
| Test Site | Tester | Test Number | Unit | Max Limit |
| | | | V | 1.7 |
| | | | V | 1.7 |
| | | | | |
| Krad(Si) | Serial # | PRE | POST | Delta |
| 0 | 775 | 1.154 | 1.154 | 0.000 |
| 0 | 1088 | 1.144 | 1.144 | 0.000 |
| 0 | 1106 | 1.154 | 1.154 | 0.000 |
| 3 | 817 | 1.144 | 1.144 | 0.000 |
| 3 | 825 | 1.154 | 1.154 | 0.000 |
| 3 | 833 | 1.134 | 1.144 | 0.010 |
| 4 | 547 | 1.134 | 1.144 | 0.010 |
| 4 | 645 | 1.154 | 1.153 | -0.001 |
| 4 | 788 | 1.144 | 1.144 | 0.000 |
| 5 | 959 | 1.144 | 1.144 | 0.000 |
| 5 | 991 | 1.144 | 1.144 | 0.000 |
| 5 | 1000 | 1.144 | 1.144 | 0.000 |
| 5 | 1011 | 1.144 | 1.144 | 0.000 |
| 5 | 1087 | 1.154 | 1.154 | 0.000 |
| 5 | 1097 | 1.144 | 1.144 | 0.000 |
| 10 | 180 | 1.134 | 1.134 | 0.000 |
| 10 | 236 | 1.154 | 1.154 | 0.000 |
| 10 | 246 | 1.154 | 1.154 | 0.000 |
| 12 | 190 | 1.154 | 1.154 | 0.000 |
| 12 | 266 | 1.153 | 1.154 | 0.001 |
| 12 | 308 | 1.113 | 1.144 | 0.031 |
| 15 | 848 | 1.144 | 1.144 | 0.000 |
| 15 | 878 | 1.154 | 1.154 | 0.000 |
| 15 | 880 | 1.144 | 1.144 | 0.010 |
| 15 | 942 | 1.144 | 1.144 | 0.000 |
| 15 | 947 | 1.154 | 1.153 | -0.001 |
| 15 | 962 | 1.154 | 1.154 | 0.000 |
| 30 | 1141 | 1.144 | 1.144 | 0.000 |
| 30 | 1242 | 1.144 | 1.144 | 0.000 |
| 30 | 1417 | 1.153 | 1.154 | 0.001 |
| 32 | 1126 | 1.154 | 1.153 | -0.001 |
| 32 | 1165 | 1.154 | 1.154 | 0.000 |
| 32 | 1300 | 1.154 | 1.154 | 0.000 |
| 35 | 376 | 1.154 | 1.154 | 0.000 |
| 35 | 405 | 1.144 | 1.144 | 0.000 |
| 35 | 425 | 1.144 | 1.144 | 0.000 |
| 35 | 492 | 1.144 | 1.153 | 0.009 |
| 35 | 501 | 1.154 | 1.154 | 0.000 |
| 35 | 521 | 1.144 | 1.144 | 0.000 |
| 50 | 300 | 1.144 | 1.144 | 0.000 |
| 50 | 756 | 1.154 | 1.154 | 0.000 |
| 50 | 1100 | 1.144 | 1.144 | 0.000 |
| 52 | 451 | 1.154 | 1.144 | -0.010 |
| 52 | 587 | 1.154 | 1.134 | -0.020 |
| 52 | 956 | 1.144 | 1.144 | 0.000 |
| 55 | 198 | 1.154 | 1.154 | 0.000 |
| 55 | 220 | 1.144 | 1.144 | 0.000 |
| 55 | 665 | 1.164 | 1.154 | -0.010 |
| 55 | 818 | 1.164 | 1.154 | -0.010 |
| 55 | 1057 | 1.154 | 1.144 | -0.010 |
| 55 | 1137 | 1.164 | 1.164 | 0.000 |
| 100 | 448 | 1.154 | 1.154 | 0.000 |
| 100 | 938 | 1.154 | 1.154 | 0.000 |
| 100 | 1051 | 1.144 | 1.144 | 0.000 |
| 102 | 921 | 1.144 | 1.144 | 0.000 |
| 102 | 1113 | 1.164 | 1.164 | 0.000 |
| 102 | 1234 | 1.144 | 1.144 | 0.000 |
| 105 | 194 | 1.164 | 1.153 | -0.011 |
| 105 | 367 | 1.153 | 1.154 | 0.001 |
| 105 | 440 | 1.144 | 1.144 | 0.000 |
| 105 | 477 | 1.154 | 1.154 | 0.000 |
| 105 | 556 | 1.154 | 1.154 | 0.000 |
| 105 | 1213 | 1.144 | 1.144 | 0.000 |
| Max | | 1.164 | 1.164 | 0.031 |
| Average | | 1.149 | 1.149 | 0.000 |
| Min | | 1.113 | 1.134 | -0.020 |
| Std Dev | | 0.008 | 0.006 | 0.006 |

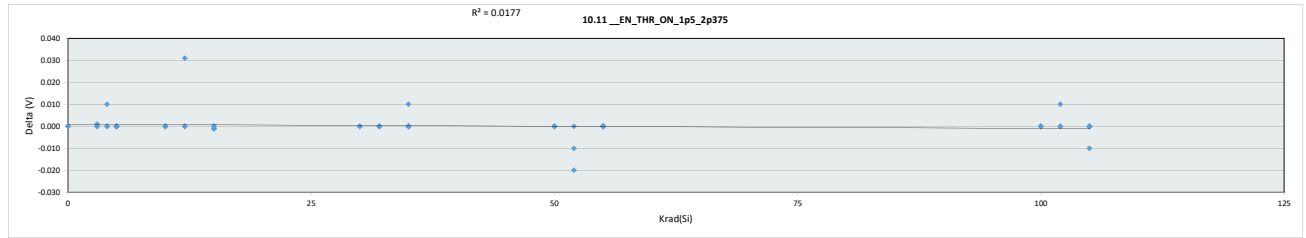


| 10.9 __EN_THR_ON_1p8_2p37 | | | | | | | | | | | | | | | | | | | | | | |
|---------------------------|--------|-------------|---------|-----------|-----------|-------|-------|-------|-------|-------|-------|-------|-------|-------|-------|-------|-------|-------|-------|-------|-------|-------|
| Test Site | Tester | Test Number | Unit | Max Limit | Min Limit | | | | | | | | | | | | | | | | | |
| | | | V | 1.7 | V | | | | | | | | | | | | | | | | | |
| | | | V | | | | | | | | | | | | | | | | | | | |
| Krad(Si) | LL | Min | Average | Max | UL | 0 | 3 | 4 | 5 | 10 | 12 | 15 | 30 | 32 | 35 | 50 | 52 | 55 | 100 | 102 | 105 | |
| | | 1.144 | 1.144 | 1.144 | 1.144 | 1.134 | 1.144 | 1.144 | 1.144 | 1.144 | 1.134 | 1.144 | 1.144 | 1.144 | 1.153 | 1.144 | 1.144 | 1.134 | 1.144 | 1.144 | 1.144 | 1.144 |
| | | 1.151 | 1.147 | 1.147 | 1.146 | 1.147 | 1.151 | 1.151 | 1.147 | 1.154 | 1.149 | 1.147 | 1.141 | 1.152 | 1.151 | 1.151 | 1.151 | 1.151 | 1.151 | 1.151 | 1.151 | 1.151 |
| | | 1.154 | 1.154 | 1.153 | 1.154 | 1.154 | 1.154 | 1.154 | 1.154 | 1.154 | 1.154 | 1.154 | 1.154 | 1.154 | 1.154 | 1.154 | 1.154 | 1.154 | 1.154 | 1.154 | 1.154 | 1.154 |
| | | 1.700 | 1.700 | 1.700 | 1.700 | 1.700 | 1.700 | 1.700 | 1.700 | 1.700 | 1.700 | 1.700 | 1.700 | 1.700 | 1.700 | 1.700 | 1.700 | 1.700 | 1.700 | 1.700 | 1.700 | 1.700 |

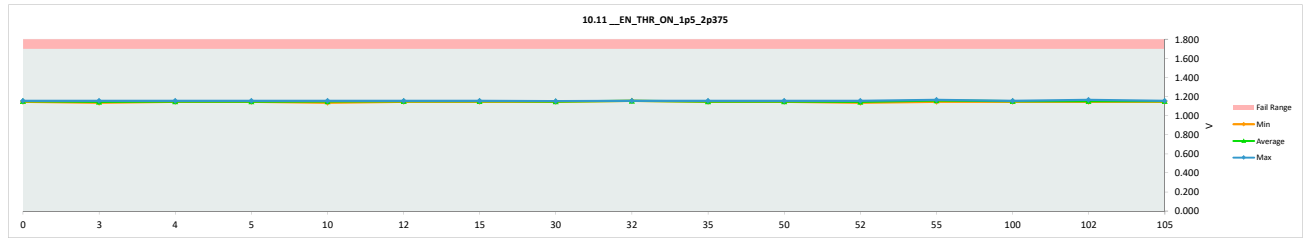


HDR TID Report
TPS7H3302-SP QML CALSS P

| 10.11_EN_THR_ON_1p5_2p375 | | | | |
|---------------------------|----------|-------------|-------|--------|
| Test Site | Tester | Test Number | Unit | Unit |
| | | V | V | |
| | | 1.7 | 1.7 | |
| | | | | |
| Krad(Si) | Serial # | PRE | POST | Delta |
| 0 | 775 | 1.154 | 1.154 | 0.000 |
| 0 | 1088 | 1.144 | 1.144 | 0.000 |
| 0 | 1106 | 1.154 | 1.154 | 0.000 |
| 3 | 817 | 1.144 | 1.144 | 0.000 |
| 3 | 825 | 1.153 | 1.154 | 0.001 |
| 3 | 833 | 1.134 | 1.134 | 0.000 |
| 4 | 547 | 1.134 | 1.144 | 0.010 |
| 4 | 645 | 1.154 | 1.154 | 0.000 |
| 4 | 788 | 1.144 | 1.144 | 0.000 |
| 5 | 959 | 1.144 | 1.144 | 0.000 |
| 5 | 991 | 1.144 | 1.144 | 0.000 |
| 5 | 1000 | 1.144 | 1.144 | 0.000 |
| 5 | 1011 | 1.144 | 1.144 | 0.000 |
| 5 | 1087 | 1.154 | 1.154 | 0.000 |
| 5 | 1097 | 1.154 | 1.154 | 0.000 |
| 10 | 180 | 1.134 | 1.134 | 0.000 |
| 10 | 236 | 1.154 | 1.154 | 0.000 |
| 10 | 246 | 1.154 | 1.154 | 0.000 |
| 12 | 190 | 1.154 | 1.154 | 0.000 |
| 12 | 266 | 1.154 | 1.154 | 0.000 |
| 12 | 308 | 1.113 | 1.144 | 0.031 |
| 15 | 848 | 1.144 | 1.144 | 0.000 |
| 15 | 878 | 1.154 | 1.153 | -0.001 |
| 15 | 880 | 1.154 | 1.153 | -0.001 |
| 15 | 942 | 1.144 | 1.144 | 0.000 |
| 15 | 947 | 1.154 | 1.154 | 0.000 |
| 15 | 962 | 1.154 | 1.153 | -0.001 |
| 30 | 1141 | 1.144 | 1.144 | 0.000 |
| 30 | 1242 | 1.144 | 1.144 | 0.000 |
| 30 | 1417 | 1.153 | 1.153 | 0.000 |
| 32 | 1126 | 1.154 | 1.154 | 0.000 |
| 32 | 1165 | 1.154 | 1.154 | 0.000 |
| 32 | 1300 | 1.154 | 1.154 | 0.000 |
| 32 | 376 | 1.154 | 1.154 | 0.000 |
| 35 | 405 | 1.144 | 1.144 | 0.000 |
| 35 | 425 | 1.144 | 1.144 | 0.000 |
| 35 | 492 | 1.144 | 1.154 | 0.010 |
| 35 | 501 | 1.154 | 1.154 | 0.000 |
| 35 | 521 | 1.144 | 1.144 | 0.000 |
| 50 | 300 | 1.144 | 1.144 | 0.000 |
| 50 | 756 | 1.154 | 1.154 | 0.000 |
| 50 | 1100 | 1.144 | 1.144 | 0.000 |
| 52 | 451 | 1.154 | 1.144 | -0.010 |
| 52 | 587 | 1.154 | 1.134 | -0.020 |
| 52 | 956 | 1.154 | 1.154 | 0.000 |
| 55 | 198 | 1.154 | 1.154 | 0.000 |
| 55 | 220 | 1.144 | 1.144 | 0.000 |
| 55 | 665 | 1.164 | 1.164 | 0.000 |
| 55 | 818 | 1.164 | 1.164 | 0.000 |
| 55 | 1057 | 1.154 | 1.154 | 0.000 |
| 55 | 1137 | 1.164 | 1.164 | 0.000 |
| 100 | 448 | 1.154 | 1.154 | 0.000 |
| 100 | 938 | 1.154 | 1.154 | 0.000 |
| 100 | 1051 | 1.144 | 1.144 | 0.000 |
| 102 | 921 | 1.144 | 1.144 | 0.000 |
| 102 | 1113 | 1.154 | 1.164 | 0.010 |
| 102 | 1234 | 1.144 | 1.144 | 0.000 |
| 105 | 194 | 1.164 | 1.154 | -0.010 |
| 105 | 367 | 1.154 | 1.154 | 0.000 |
| 105 | 440 | 1.144 | 1.144 | 0.000 |
| 105 | 477 | 1.154 | 1.154 | 0.000 |
| 105 | 556 | 1.154 | 1.154 | 0.000 |
| 105 | 1213 | 1.144 | 1.144 | 0.000 |
| | Max | 1.164 | 1.164 | 0.031 |
| | Average | 1.149 | 1.150 | 0.000 |
| | Min | 1.113 | 1.134 | -0.020 |
| | Std Dev | 0.008 | 0.007 | 0.005 |

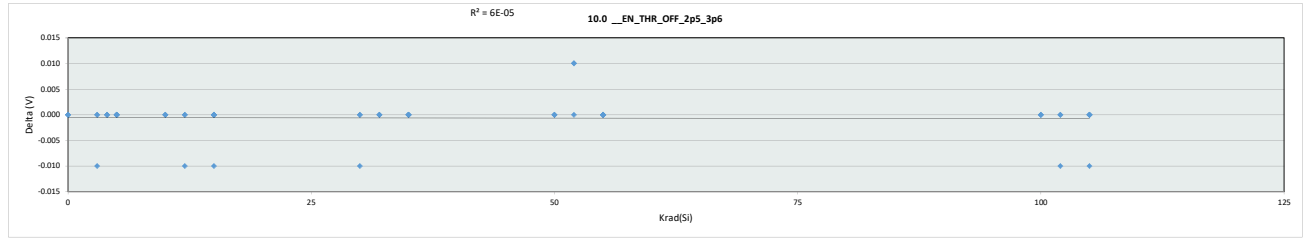


| 10.11_EN_THR_ON_1p5_2p375 | | | | | | | | | | | | | | | | |
|---------------------------|--------|-------------|-------|-------|-------|-------|-------|-------|-------|-------|-------|-------|-------|-------|-------|-------|
| Test Site | Tester | Test Number | Unit | Unit | | | | | | | | | | | | |
| | | 1.7 | V | | | | | | | | | | | | | |
| | | | V | | | | | | | | | | | | | |
| Krad(Si) | 0 | 3 | 4 | 5 | 10 | 12 | 15 | 30 | 32 | 35 | 50 | 52 | 55 | 100 | 102 | 105 |
| LL | 1.144 | 1.134 | 1.144 | 1.144 | 1.134 | 1.144 | 1.144 | 1.144 | 1.144 | 1.144 | 1.144 | 1.134 | 1.144 | 1.144 | 1.144 | 1.144 |
| Min | 1.151 | 1.144 | 1.147 | 1.147 | 1.147 | 1.151 | 1.150 | 1.147 | 1.154 | 1.149 | 1.147 | 1.144 | 1.157 | 1.151 | 1.151 | 1.151 |
| Average | 1.154 | 1.154 | 1.154 | 1.154 | 1.154 | 1.154 | 1.154 | 1.153 | 1.154 | 1.154 | 1.154 | 1.154 | 1.164 | 1.154 | 1.164 | 1.154 |
| Max | 1.700 | 1.700 | 1.700 | 1.700 | 1.700 | 1.700 | 1.700 | 1.700 | 1.700 | 1.700 | 1.700 | 1.700 | 1.700 | 1.700 | 1.700 | 1.700 |
| UL | | | | | | | | | | | | | | | | |

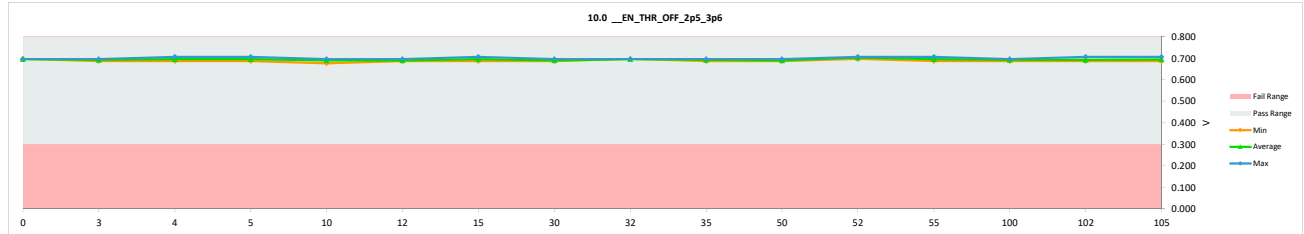


HDR TID Report
TPS7H3302-SP QML CALSS P

| 10.0 __EN_THR_OFF_2p5_3p6 | | | | |
|---------------------------|----------|-------------|-------|-----------|
| Test Site | Tester | Test Number | Unit | Min Limit |
| | | | V | 0.3 |
| | | | V | 0.3 |
| Krad(Si) | Serial # | PRE | POST | Delta |
| 0 | 775 | 0.696 | 0.696 | 0.000 |
| 0 | 1088 | 0.696 | 0.696 | 0.000 |
| 0 | 1106 | 0.696 | 0.696 | 0.000 |
| 3 | 817 | 0.696 | 0.696 | 0.000 |
| 3 | 825 | 0.696 | 0.696 | 0.000 |
| 3 | 833 | 0.696 | 0.686 | -0.010 |
| 4 | 847 | 0.696 | 0.696 | 0.000 |
| 4 | 645 | 0.706 | 0.706 | 0.000 |
| 4 | 788 | 0.686 | 0.686 | 0.000 |
| 5 | 959 | 0.696 | 0.696 | 0.000 |
| 5 | 991 | 0.696 | 0.696 | 0.000 |
| 5 | 1000 | 0.696 | 0.696 | 0.000 |
| 5 | 1011 | 0.706 | 0.706 | 0.000 |
| 5 | 1087 | 0.696 | 0.696 | 0.000 |
| 5 | 1097 | 0.686 | 0.686 | 0.000 |
| 10 | 180 | 0.676 | 0.676 | 0.000 |
| 10 | 236 | 0.696 | 0.696 | 0.000 |
| 10 | 246 | 0.696 | 0.696 | 0.000 |
| 12 | 190 | 0.686 | 0.686 | 0.000 |
| 12 | 266 | 0.696 | 0.696 | 0.000 |
| 12 | 308 | 0.696 | 0.686 | -0.010 |
| 15 | 848 | 0.696 | 0.696 | 0.000 |
| 15 | 878 | 0.696 | 0.696 | 0.000 |
| 15 | 880 | 0.696 | 0.696 | 0.000 |
| 15 | 942 | 0.686 | 0.686 | 0.000 |
| 15 | 947 | 0.706 | 0.696 | -0.010 |
| 15 | 962 | 0.706 | 0.706 | 0.000 |
| 30 | 1141 | 0.686 | 0.686 | 0.000 |
| 30 | 1242 | 0.696 | 0.686 | -0.010 |
| 30 | 1417 | 0.696 | 0.696 | 0.000 |
| 32 | 1126 | 0.696 | 0.696 | 0.000 |
| 32 | 1165 | 0.696 | 0.696 | 0.000 |
| 32 | 1300 | 0.696 | 0.696 | 0.000 |
| 35 | 376 | 0.696 | 0.696 | 0.000 |
| 35 | 405 | 0.696 | 0.696 | 0.000 |
| 35 | 425 | 0.696 | 0.696 | 0.000 |
| 35 | 492 | 0.696 | 0.696 | 0.000 |
| 35 | 501 | 0.686 | 0.686 | 0.000 |
| 35 | 521 | 0.686 | 0.686 | 0.000 |
| 50 | 300 | 0.686 | 0.686 | 0.000 |
| 50 | 756 | 0.686 | 0.686 | 0.000 |
| 50 | 1100 | 0.696 | 0.696 | 0.000 |
| 52 | 451 | 0.696 | 0.706 | 0.010 |
| 52 | 587 | 0.696 | 0.706 | 0.010 |
| 52 | 956 | 0.696 | 0.696 | 0.000 |
| 55 | 198 | 0.696 | 0.696 | 0.000 |
| 55 | 220 | 0.686 | 0.686 | 0.000 |
| 55 | 665 | 0.706 | 0.706 | 0.000 |
| 55 | 818 | 0.696 | 0.696 | 0.000 |
| 55 | 1057 | 0.686 | 0.686 | 0.000 |
| 55 | 1137 | 0.706 | 0.706 | 0.000 |
| 100 | 448 | 0.686 | 0.686 | 0.000 |
| 100 | 938 | 0.696 | 0.696 | 0.000 |
| 100 | 1051 | 0.696 | 0.696 | 0.000 |
| 102 | 921 | 0.696 | 0.686 | -0.010 |
| 102 | 1113 | 0.706 | 0.706 | 0.000 |
| 102 | 1234 | 0.686 | 0.686 | 0.000 |
| 105 | 194 | 0.706 | 0.706 | 0.000 |
| 105 | 367 | 0.696 | 0.696 | 0.000 |
| 105 | 440 | 0.686 | 0.686 | 0.000 |
| 105 | 477 | 0.696 | 0.696 | 0.000 |
| 105 | 556 | 0.696 | 0.696 | 0.000 |
| 105 | 1213 | 0.696 | 0.686 | -0.010 |
| | Max | 0.706 | 0.706 | 0.010 |
| | Average | 0.695 | 0.694 | -0.001 |
| | Min | 0.676 | 0.676 | -0.010 |
| | Std Dev | 0.006 | 0.007 | 0.004 |

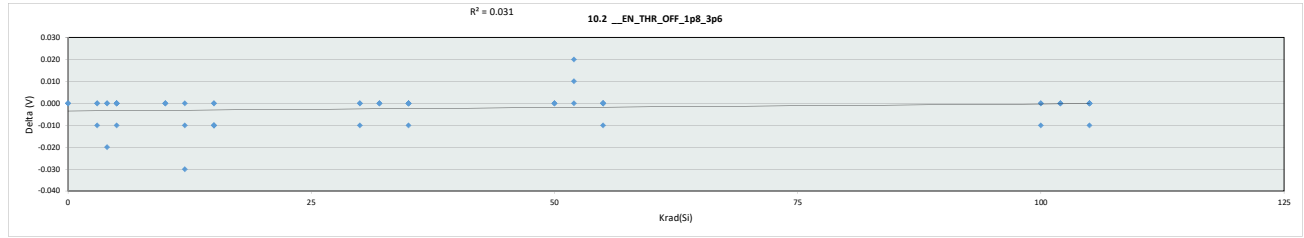


| 10.0 __EN_THR_OFF_2p5_3p6 | | | | | | | | | | | | | | | | |
|---------------------------|--------|-------------|-----------|-----------|-------|-------|-------|-------|-------|-------|-------|-------|-------|-------|-------|-------|
| Test Site | Tester | Test Number | Max Limit | Min Limit | | | | | | | | | | | | |
| | | | V | 0.3 | | | | | | | | | | | | |
| | | | V | 0.3 | | | | | | | | | | | | |
| Krad(Si) | 0 | 3 | 4 | 5 | 10 | 12 | 15 | 30 | 32 | 35 | 50 | 52 | 55 | 100 | 102 | 105 |
| LL | 0.300 | 0.300 | 0.300 | 0.300 | 0.300 | 0.300 | 0.300 | 0.300 | 0.300 | 0.300 | 0.300 | 0.300 | 0.300 | 0.300 | 0.300 | 0.300 |
| Min | 0.696 | 0.686 | 0.686 | 0.686 | 0.676 | 0.686 | 0.686 | 0.686 | 0.686 | 0.686 | 0.686 | 0.696 | 0.686 | 0.686 | 0.686 | 0.686 |
| Average | 0.696 | 0.693 | 0.696 | 0.696 | 0.689 | 0.689 | 0.696 | 0.689 | 0.696 | 0.693 | 0.689 | 0.703 | 0.696 | 0.693 | 0.693 | 0.694 |
| Max | 0.696 | 0.696 | 0.706 | 0.706 | 0.696 | 0.696 | 0.706 | 0.696 | 0.696 | 0.696 | 0.696 | 0.706 | 0.706 | 0.696 | 0.706 | 0.706 |
| UL | | | | | | | | | | | | | | | | |

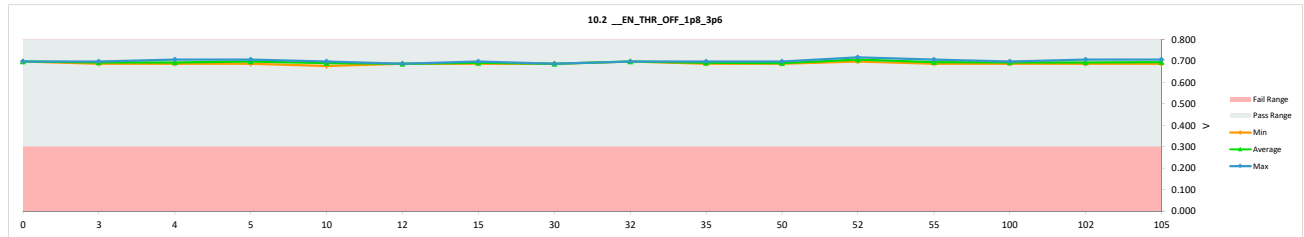


HDR TID Report
TPS7H3302-SP QML CALSS P

| 10.2 __EN_THR_OFF_1p8_3p6 | | | | |
|---------------------------|----------|-------------|-------|-----------|
| Test Site | Tester | Test Number | Unit | Min Limit |
| | | | V | V |
| | | | | 0.3 |
| | | | | 0.3 |
| Krad(Si) | Serial # | PRE | POST | Delta |
| 0 | 775 | 0.696 | 0.696 | 0.000 |
| 0 | 1088 | 0.696 | 0.696 | 0.000 |
| 0 | 1106 | 0.696 | 0.696 | 0.000 |
| 3 | 817 | 0.696 | 0.696 | 0.000 |
| 3 | 825 | 0.696 | 0.696 | 0.000 |
| 3 | 833 | 0.696 | 0.686 | -0.010 |
| 4 | 547 | 0.706 | 0.686 | -0.020 |
| 4 | 645 | 0.706 | 0.706 | 0.000 |
| 4 | 788 | 0.686 | 0.686 | 0.000 |
| 5 | 959 | 0.696 | 0.696 | 0.000 |
| 5 | 991 | 0.696 | 0.696 | 0.000 |
| 5 | 1000 | 0.696 | 0.696 | 0.000 |
| 5 | 1011 | 0.706 | 0.706 | 0.000 |
| 5 | 1087 | 0.696 | 0.696 | 0.000 |
| 5 | 1097 | 0.696 | 0.686 | -0.010 |
| 10 | 180 | 0.676 | 0.676 | 0.000 |
| 10 | 236 | 0.696 | 0.696 | 0.000 |
| 10 | 246 | 0.696 | 0.696 | 0.000 |
| 12 | 190 | 0.686 | 0.686 | 0.000 |
| 12 | 266 | 0.696 | 0.686 | -0.010 |
| 12 | 308 | 0.716 | 0.686 | -0.030 |
| 15 | 848 | 0.696 | 0.686 | -0.010 |
| 15 | 878 | 0.696 | 0.686 | -0.010 |
| 15 | 880 | 0.696 | 0.696 | 0.000 |
| 15 | 942 | 0.696 | 0.686 | -0.010 |
| 15 | 947 | 0.696 | 0.696 | 0.000 |
| 15 | 962 | 0.706 | 0.696 | -0.010 |
| 30 | 1141 | 0.686 | 0.686 | 0.000 |
| 30 | 1242 | 0.686 | 0.686 | 0.000 |
| 30 | 1417 | 0.696 | 0.686 | -0.010 |
| 32 | 1126 | 0.696 | 0.696 | 0.000 |
| 32 | 1165 | 0.696 | 0.696 | 0.000 |
| 32 | 1300 | 0.696 | 0.696 | 0.000 |
| 35 | 376 | 0.696 | 0.696 | 0.000 |
| 35 | 405 | 0.696 | 0.686 | -0.010 |
| 35 | 425 | 0.696 | 0.696 | 0.000 |
| 35 | 492 | 0.696 | 0.696 | 0.000 |
| 35 | 501 | 0.686 | 0.686 | 0.000 |
| 35 | 521 | 0.686 | 0.686 | 0.000 |
| 50 | 300 | 0.686 | 0.686 | 0.000 |
| 50 | 756 | 0.686 | 0.686 | 0.000 |
| 50 | 1100 | 0.696 | 0.696 | 0.000 |
| 52 | 451 | 0.696 | 0.706 | 0.010 |
| 52 | 587 | 0.696 | 0.716 | 0.020 |
| 52 | 956 | 0.696 | 0.696 | 0.000 |
| 55 | 198 | 0.696 | 0.696 | 0.000 |
| 55 | 220 | 0.686 | 0.686 | 0.000 |
| 55 | 665 | 0.706 | 0.706 | 0.000 |
| 55 | 818 | 0.706 | 0.696 | -0.010 |
| 55 | 1057 | 0.686 | 0.686 | 0.000 |
| 55 | 1137 | 0.696 | 0.696 | 0.000 |
| 100 | 448 | 0.696 | 0.686 | -0.010 |
| 100 | 938 | 0.696 | 0.696 | 0.000 |
| 100 | 1051 | 0.696 | 0.696 | 0.000 |
| 102 | 921 | 0.686 | 0.686 | 0.000 |
| 102 | 1113 | 0.706 | 0.706 | 0.000 |
| 102 | 1234 | 0.686 | 0.686 | 0.000 |
| 105 | 194 | 0.706 | 0.706 | 0.000 |
| 105 | 367 | 0.696 | 0.696 | 0.000 |
| 105 | 440 | 0.686 | 0.686 | 0.000 |
| 105 | 477 | 0.696 | 0.696 | 0.000 |
| 105 | 556 | 0.696 | 0.696 | 0.000 |
| 105 | 1213 | 0.696 | 0.686 | -0.010 |
| | Max | 0.716 | 0.716 | 0.020 |
| | Average | 0.695 | 0.693 | -0.002 |
| | Min | 0.676 | 0.676 | -0.030 |
| | Std Dev | 0.007 | 0.007 | 0.007 |

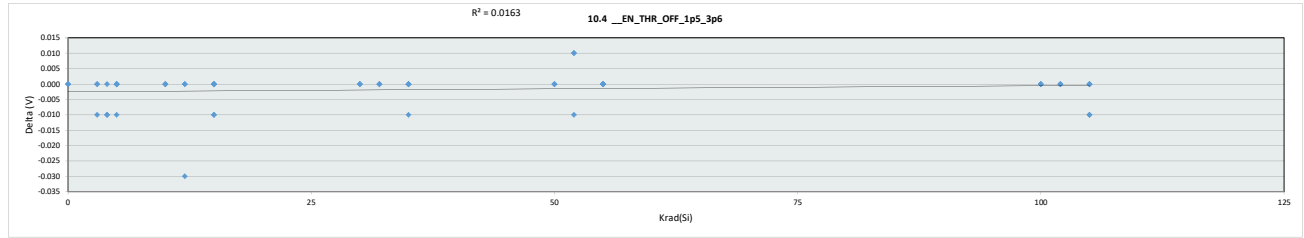


| 10.2 __EN_THR_OFF_1p8_3p6 | | | | | | | | | | | | | | | | |
|---------------------------|--------|-------------|-----------|-----------|-------|-------|-------|-------|-------|-------|-------|-------|-------|-------|-------|-------|
| Test Site | Tester | Test Number | Max Limit | Min Limit | | | | | | | | | | | | |
| | | | V | V | | | | | | | | | | | | |
| | | | 0.3 | 0.3 | | | | | | | | | | | | |
| Krad(Si) | 0 | 3 | 4 | 5 | 10 | 12 | 15 | 30 | 32 | 35 | 50 | 52 | 55 | 100 | 102 | 105 |
| LL | 0.300 | 0.300 | 0.300 | 0.300 | 0.300 | 0.300 | 0.300 | 0.300 | 0.300 | 0.300 | 0.300 | 0.300 | 0.300 | 0.300 | 0.300 | 0.300 |
| Min | 0.696 | 0.686 | 0.686 | 0.686 | 0.676 | 0.686 | 0.686 | 0.686 | 0.686 | 0.686 | 0.696 | 0.686 | 0.686 | 0.686 | 0.686 | 0.686 |
| Average | 0.696 | 0.693 | 0.693 | 0.696 | 0.689 | 0.686 | 0.691 | 0.686 | 0.696 | 0.691 | 0.689 | 0.706 | 0.694 | 0.693 | 0.693 | 0.694 |
| Max | 0.696 | 0.696 | 0.706 | 0.706 | 0.696 | 0.686 | 0.696 | 0.686 | 0.696 | 0.696 | 0.696 | 0.716 | 0.706 | 0.696 | 0.706 | 0.706 |
| UL | | | | | | | | | | | | | | | | |

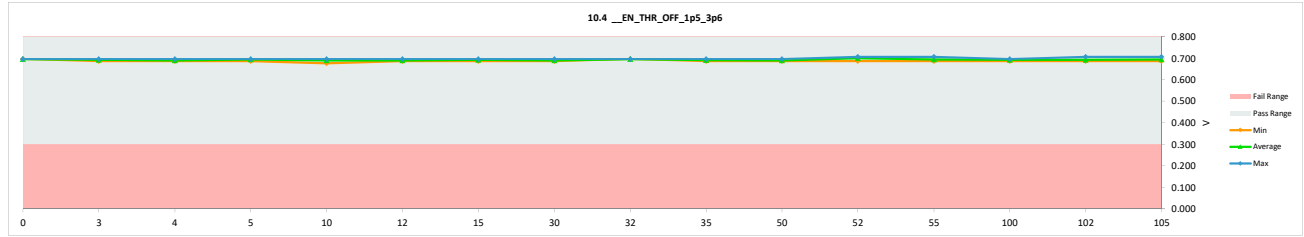


HDR TID Report
TPS7H3302-SP QML CALSS P

| 10.4 __EN_THR_OFF_1p5_3p6 | | | | |
|---------------------------|----------|-------------|-------|-----------|
| Test Site | Tester | Test Number | Unit | Min Limit |
| | | | V | V |
| | | | | 0.3 |
| | | | | 0.3 |
| Krad(Si) | Serial # | PRE | POST | Delta |
| 0 | 775 | 0.696 | 0.696 | 0.000 |
| 0 | 1088 | 0.696 | 0.696 | 0.000 |
| 0 | 1106 | 0.696 | 0.696 | 0.000 |
| 3 | 817 | 0.696 | 0.696 | 0.000 |
| 3 | 825 | 0.696 | 0.696 | 0.000 |
| 3 | 833 | 0.696 | 0.686 | -0.010 |
| 4 | 547 | 0.696 | 0.686 | -0.010 |
| 4 | 645 | 0.706 | 0.696 | -0.010 |
| 4 | 788 | 0.686 | 0.686 | 0.000 |
| 5 | 959 | 0.696 | 0.696 | 0.000 |
| 5 | 991 | 0.696 | 0.696 | 0.000 |
| 5 | 1000 | 0.696 | 0.696 | 0.000 |
| 5 | 1011 | 0.706 | 0.696 | -0.010 |
| 5 | 1087 | 0.696 | 0.696 | 0.000 |
| 5 | 1097 | 0.686 | 0.686 | 0.000 |
| 10 | 180 | 0.676 | 0.676 | 0.000 |
| 10 | 236 | 0.696 | 0.696 | 0.000 |
| 10 | 246 | 0.696 | 0.696 | 0.000 |
| 12 | 190 | 0.686 | 0.686 | 0.000 |
| 12 | 266 | 0.696 | 0.696 | 0.000 |
| 12 | 308 | 0.716 | 0.686 | -0.030 |
| 15 | 848 | 0.696 | 0.696 | 0.000 |
| 15 | 878 | 0.696 | 0.686 | -0.010 |
| 15 | 880 | 0.696 | 0.696 | 0.000 |
| 15 | 942 | 0.686 | 0.686 | 0.000 |
| 15 | 947 | 0.706 | 0.696 | -0.010 |
| 15 | 962 | 0.696 | 0.696 | 0.000 |
| 30 | 1141 | 0.686 | 0.686 | 0.000 |
| 30 | 1242 | 0.686 | 0.686 | 0.000 |
| 30 | 1417 | 0.696 | 0.696 | 0.000 |
| 32 | 1126 | 0.696 | 0.696 | 0.000 |
| 32 | 1165 | 0.696 | 0.696 | 0.000 |
| 32 | 1300 | 0.696 | 0.696 | 0.000 |
| 35 | 376 | 0.696 | 0.696 | 0.000 |
| 35 | 405 | 0.696 | 0.686 | -0.010 |
| 35 | 425 | 0.696 | 0.696 | 0.000 |
| 35 | 492 | 0.696 | 0.696 | 0.000 |
| 35 | 501 | 0.686 | 0.686 | 0.000 |
| 35 | 521 | 0.686 | 0.686 | 0.000 |
| 50 | 300 | 0.686 | 0.686 | 0.000 |
| 50 | 756 | 0.686 | 0.686 | 0.000 |
| 50 | 1100 | 0.696 | 0.696 | 0.000 |
| 52 | 451 | 0.696 | 0.706 | 0.010 |
| 52 | 587 | 0.696 | 0.706 | 0.010 |
| 52 | 956 | 0.696 | 0.686 | -0.010 |
| 55 | 198 | 0.696 | 0.696 | 0.000 |
| 55 | 220 | 0.686 | 0.686 | 0.000 |
| 55 | 665 | 0.706 | 0.706 | 0.000 |
| 55 | 818 | 0.696 | 0.696 | 0.000 |
| 55 | 1057 | 0.686 | 0.686 | 0.000 |
| 55 | 1137 | 0.696 | 0.696 | 0.000 |
| 100 | 448 | 0.686 | 0.686 | 0.000 |
| 100 | 938 | 0.696 | 0.696 | 0.000 |
| 100 | 1051 | 0.696 | 0.696 | 0.000 |
| 102 | 921 | 0.686 | 0.686 | 0.000 |
| 102 | 1113 | 0.706 | 0.706 | 0.000 |
| 102 | 1234 | 0.686 | 0.686 | 0.000 |
| 105 | 194 | 0.706 | 0.706 | 0.000 |
| 105 | 367 | 0.706 | 0.696 | -0.010 |
| 105 | 440 | 0.686 | 0.686 | 0.000 |
| 105 | 477 | 0.696 | 0.696 | 0.000 |
| 105 | 556 | 0.696 | 0.696 | 0.000 |
| 105 | 1213 | 0.696 | 0.686 | -0.010 |
| Max | | 0.716 | 0.706 | 0.010 |
| Average | | 0.695 | 0.693 | -0.002 |
| Min | | 0.676 | 0.676 | -0.030 |
| Std Dev | | 0.007 | 0.006 | 0.006 |

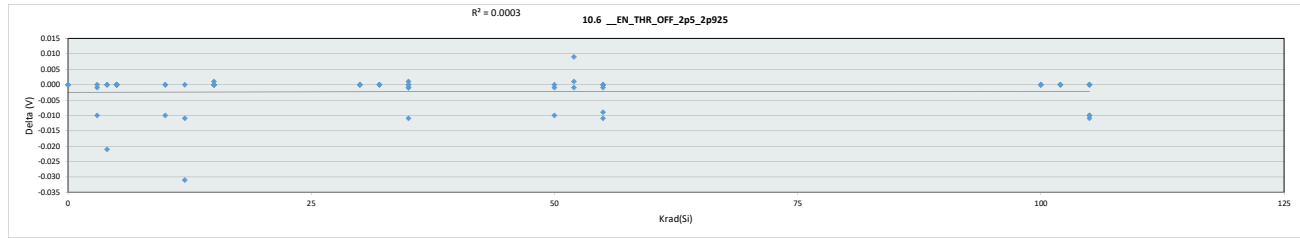


| 10.4 __EN_THR_OFF_1p5_3p6 | | | | | | | | | | | | | | | | |
|---------------------------|--------|-------------|-----------|-----------|-------|-------|-------|-------|-------|-------|-------|-------|-------|-------|-------|-------|
| Test Site | Tester | Test Number | Max Limit | Min Limit | | | | | | | | | | | | |
| | | | V | V | | | | | | | | | | | | |
| | | | 0.3 | 0.3 | | | | | | | | | | | | |
| Krad(Si) | 0 | 3 | 4 | 5 | 10 | 12 | 15 | 30 | 32 | 35 | 50 | 52 | 55 | 100 | 102 | 105 |
| LL | 0.300 | 0.300 | 0.300 | 0.300 | 0.300 | 0.300 | 0.300 | 0.300 | 0.300 | 0.300 | 0.300 | 0.300 | 0.300 | 0.300 | 0.300 | 0.300 |
| Min | 0.696 | 0.686 | 0.686 | 0.686 | 0.676 | 0.686 | 0.686 | 0.686 | 0.686 | 0.686 | 0.686 | 0.686 | 0.686 | 0.686 | 0.686 | 0.686 |
| Average | 0.696 | 0.693 | 0.689 | 0.694 | 0.689 | 0.689 | 0.693 | 0.689 | 0.696 | 0.691 | 0.689 | 0.699 | 0.694 | 0.693 | 0.693 | 0.694 |
| Max | 0.696 | 0.696 | 0.696 | 0.696 | 0.696 | 0.696 | 0.696 | 0.696 | 0.696 | 0.696 | 0.696 | 0.706 | 0.706 | 0.696 | 0.706 | 0.706 |
| UL | | | | | | | | | | | | | | | | |

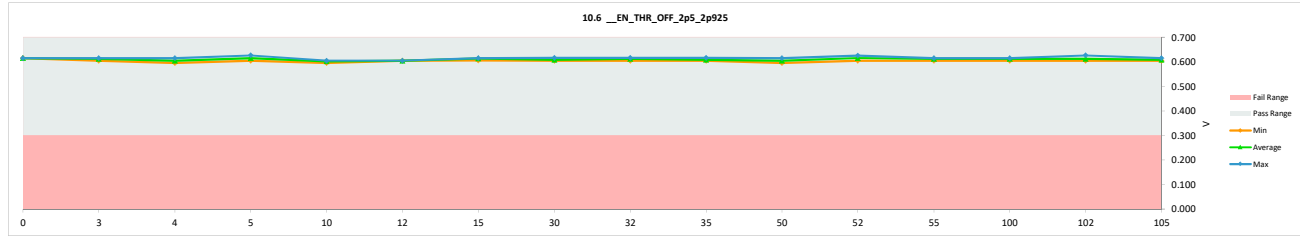


HDR TID Report
TPS7H3302-SP QML CALSS P

| 10.6 __EN_THR_OFF_2p5_2p925 | | | | |
|-----------------------------|----------|-------------|-------|-----------|
| Test Site | Tester | Test Number | Unit | Min Limit |
| | | | V | 0.3 |
| | | | V | 0.3 |
| Krad(Si) | Serial # | PRE | POST | Delta |
| 0 | 775 | 0.615 | 0.615 | 0.000 |
| 0 | 1088 | 0.615 | 0.615 | 0.000 |
| 0 | 1106 | 0.615 | 0.615 | 0.000 |
| 3 | 817 | 0.616 | 0.615 | -0.001 |
| 3 | 825 | 0.615 | 0.615 | 0.000 |
| 3 | 833 | 0.615 | 0.605 | -0.010 |
| 4 | 847 | 0.626 | 0.605 | -0.021 |
| 4 | 645 | 0.615 | 0.615 | 0.000 |
| 4 | 788 | 0.595 | 0.595 | 0.000 |
| 5 | 959 | 0.615 | 0.615 | 0.000 |
| 5 | 991 | 0.615 | 0.615 | 0.000 |
| 5 | 1000 | 0.615 | 0.615 | 0.000 |
| 5 | 1011 | 0.626 | 0.626 | 0.000 |
| 5 | 1087 | 0.615 | 0.615 | 0.000 |
| 5 | 1097 | 0.605 | 0.605 | 0.000 |
| 10 | 180 | 0.595 | 0.595 | 0.000 |
| 10 | 236 | 0.615 | 0.605 | -0.010 |
| 10 | 246 | 0.605 | 0.605 | 0.000 |
| 12 | 190 | 0.605 | 0.605 | 0.000 |
| 12 | 266 | 0.616 | 0.605 | -0.011 |
| 12 | 308 | 0.636 | 0.605 | -0.031 |
| 15 | 848 | 0.615 | 0.615 | 0.000 |
| 15 | 878 | 0.615 | 0.615 | 0.000 |
| 15 | 880 | 0.615 | 0.615 | 0.000 |
| 15 | 942 | 0.605 | 0.606 | 0.001 |
| 15 | 947 | 0.615 | 0.615 | 0.000 |
| 15 | 962 | 0.615 | 0.615 | 0.000 |
| 30 | 1141 | 0.605 | 0.605 | 0.000 |
| 30 | 1242 | 0.605 | 0.605 | 0.000 |
| 30 | 1417 | 0.616 | 0.616 | 0.000 |
| 32 | 1126 | 0.605 | 0.605 | 0.000 |
| 32 | 1165 | 0.615 | 0.615 | 0.000 |
| 32 | 1300 | 0.616 | 0.616 | 0.000 |
| 35 | 376 | 0.615 | 0.616 | 0.001 |
| 35 | 405 | 0.605 | 0.605 | 0.000 |
| 35 | 425 | 0.615 | 0.615 | 0.000 |
| 35 | 492 | 0.616 | 0.605 | -0.011 |
| 35 | 501 | 0.606 | 0.605 | -0.001 |
| 35 | 521 | 0.606 | 0.605 | -0.001 |
| 50 | 300 | 0.606 | 0.605 | -0.001 |
| 50 | 756 | 0.605 | 0.595 | -0.010 |
| 50 | 1100 | 0.615 | 0.615 | 0.000 |
| 52 | 451 | 0.615 | 0.616 | 0.001 |
| 52 | 587 | 0.616 | 0.625 | 0.009 |
| 52 | 956 | 0.606 | 0.605 | -0.001 |
| 55 | 198 | 0.615 | 0.615 | 0.000 |
| 55 | 220 | 0.615 | 0.606 | -0.009 |
| 55 | 665 | 0.626 | 0.615 | -0.011 |
| 55 | 818 | 0.615 | 0.615 | 0.000 |
| 55 | 1057 | 0.605 | 0.605 | 0.000 |
| 55 | 1137 | 0.616 | 0.615 | -0.001 |
| 100 | 448 | 0.605 | 0.605 | 0.000 |
| 100 | 938 | 0.615 | 0.615 | 0.000 |
| 100 | 1051 | 0.615 | 0.615 | 0.000 |
| 102 | 921 | 0.605 | 0.605 | 0.000 |
| 102 | 1113 | 0.626 | 0.626 | 0.000 |
| 102 | 1234 | 0.605 | 0.605 | 0.000 |
| 105 | 194 | 0.615 | 0.615 | 0.000 |
| 105 | 367 | 0.615 | 0.615 | 0.000 |
| 105 | 440 | 0.605 | 0.605 | 0.000 |
| 105 | 477 | 0.615 | 0.605 | -0.010 |
| 105 | 556 | 0.616 | 0.605 | -0.011 |
| 105 | 1213 | 0.615 | 0.605 | -0.010 |
| Max | | 0.636 | 0.626 | 0.009 |
| Average | | 0.613 | 0.610 | -0.002 |
| Min | | 0.595 | 0.595 | -0.031 |
| Std Dev | | 0.007 | 0.007 | 0.006 |

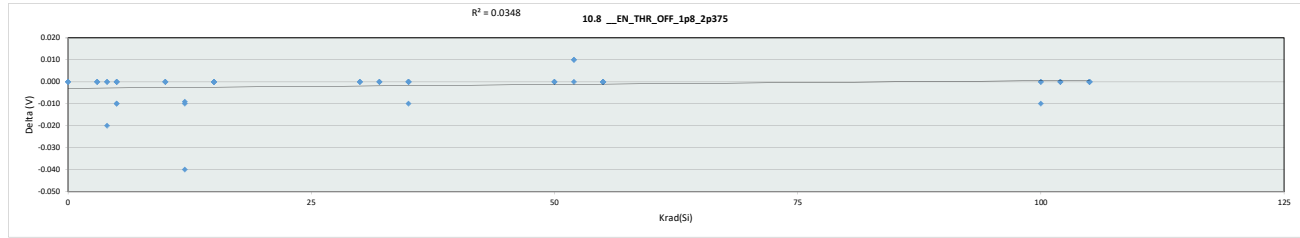


| 10.6 __EN_THR_OFF_2p5_2p925 | | | | | | | | | | | | | | | | |
|-----------------------------|--------|-------------|-----------|-----------|-------|-------|-------|-------|-------|-------|-------|-------|-------|-------|-------|-------|
| Test Site | Tester | Test Number | Max Limit | Min Limit | | | | | | | | | | | | |
| | | | V | 0.3 | | | | | | | | | | | | |
| | | | V | 0.3 | | | | | | | | | | | | |
| Krad(Si) | 0 | 3 | 4 | 5 | 10 | 12 | 15 | 30 | 32 | 35 | 50 | 52 | 55 | 100 | 102 | 105 |
| LL | 0.300 | 0.300 | 0.300 | 0.300 | 0.300 | 0.300 | 0.300 | 0.300 | 0.300 | 0.300 | 0.300 | 0.300 | 0.300 | 0.300 | 0.300 | 0.300 |
| Min | 0.615 | 0.605 | 0.595 | 0.605 | 0.595 | 0.605 | 0.606 | 0.605 | 0.605 | 0.605 | 0.595 | 0.605 | 0.605 | 0.605 | 0.605 | 0.605 |
| Average | 0.615 | 0.612 | 0.605 | 0.615 | 0.602 | 0.605 | 0.614 | 0.609 | 0.612 | 0.609 | 0.605 | 0.615 | 0.612 | 0.612 | 0.612 | 0.608 |
| Max | 0.615 | 0.615 | 0.615 | 0.626 | 0.605 | 0.605 | 0.615 | 0.616 | 0.616 | 0.616 | 0.615 | 0.625 | 0.615 | 0.615 | 0.615 | 0.615 |
| UL | | | | | | | | | | | | | | | | |

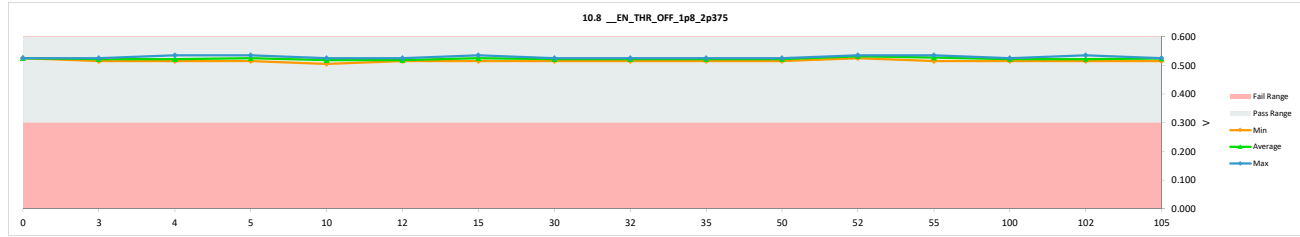


HDR TID Report
TPS7H3302-SP QML CALSS P

| 10.8 __EN_THR_OFF_1p8_2p375 | | | | |
|-----------------------------|----------|-------|-------|--------|
| Test Site | Serial # | PRE | POST | Delta |
| 0 | 775 | 0.525 | 0.525 | 0.000 |
| 0 | 1088 | 0.525 | 0.525 | 0.000 |
| 0 | 1106 | 0.525 | 0.525 | 0.000 |
| 3 | 817 | 0.525 | 0.525 | 0.000 |
| 3 | 825 | 0.525 | 0.525 | 0.000 |
| 3 | 833 | 0.515 | 0.515 | 0.000 |
| 4 | 847 | 0.535 | 0.515 | -0.020 |
| 4 | 645 | 0.535 | 0.535 | 0.000 |
| 4 | 788 | 0.515 | 0.515 | 0.000 |
| 5 | 959 | 0.525 | 0.525 | 0.000 |
| 5 | 991 | 0.535 | 0.525 | -0.010 |
| 5 | 1000 | 0.525 | 0.525 | 0.000 |
| 5 | 1011 | 0.535 | 0.535 | 0.000 |
| 5 | 1087 | 0.525 | 0.525 | 0.000 |
| 5 | 1097 | 0.525 | 0.515 | -0.010 |
| 10 | 180 | 0.505 | 0.505 | 0.000 |
| 10 | 236 | 0.525 | 0.525 | 0.000 |
| 10 | 246 | 0.525 | 0.525 | 0.000 |
| 12 | 190 | 0.525 | 0.516 | -0.009 |
| 12 | 266 | 0.535 | 0.525 | -0.010 |
| 12 | 308 | 0.555 | 0.515 | -0.040 |
| 15 | 848 | 0.525 | 0.525 | 0.000 |
| 15 | 878 | 0.525 | 0.525 | 0.000 |
| 15 | 880 | 0.525 | 0.525 | 0.000 |
| 15 | 942 | 0.515 | 0.515 | 0.000 |
| 15 | 947 | 0.525 | 0.525 | 0.000 |
| 15 | 962 | 0.535 | 0.535 | 0.000 |
| 30 | 1141 | 0.515 | 0.515 | 0.000 |
| 30 | 1242 | 0.525 | 0.525 | 0.000 |
| 30 | 1417 | 0.525 | 0.525 | 0.000 |
| 32 | 1126 | 0.515 | 0.515 | 0.000 |
| 32 | 1165 | 0.525 | 0.525 | 0.000 |
| 32 | 1300 | 0.525 | 0.525 | 0.000 |
| 35 | 376 | 0.525 | 0.525 | 0.000 |
| 35 | 405 | 0.525 | 0.525 | 0.000 |
| 35 | 425 | 0.535 | 0.525 | -0.010 |
| 35 | 492 | 0.525 | 0.525 | 0.000 |
| 35 | 501 | 0.515 | 0.515 | 0.000 |
| 35 | 521 | 0.515 | 0.515 | 0.000 |
| 50 | 300 | 0.525 | 0.525 | 0.000 |
| 50 | 756 | 0.515 | 0.515 | 0.000 |
| 50 | 1100 | 0.525 | 0.525 | 0.000 |
| 52 | 451 | 0.525 | 0.535 | 0.010 |
| 52 | 587 | 0.525 | 0.535 | 0.010 |
| 52 | 956 | 0.525 | 0.525 | 0.000 |
| 55 | 198 | 0.525 | 0.525 | 0.000 |
| 55 | 220 | 0.525 | 0.525 | 0.000 |
| 55 | 665 | 0.535 | 0.535 | 0.000 |
| 55 | 818 | 0.535 | 0.535 | 0.000 |
| 55 | 1057 | 0.515 | 0.515 | 0.000 |
| 55 | 1137 | 0.525 | 0.525 | 0.000 |
| 100 | 448 | 0.525 | 0.515 | -0.010 |
| 100 | 938 | 0.525 | 0.525 | 0.000 |
| 100 | 1051 | 0.525 | 0.525 | 0.000 |
| 102 | 921 | 0.515 | 0.515 | 0.000 |
| 102 | 1113 | 0.535 | 0.535 | 0.000 |
| 102 | 1234 | 0.515 | 0.515 | 0.000 |
| 105 | 194 | 0.525 | 0.525 | 0.000 |
| 105 | 367 | 0.525 | 0.525 | 0.000 |
| 105 | 440 | 0.515 | 0.515 | 0.000 |
| 105 | 477 | 0.525 | 0.525 | 0.000 |
| 105 | 556 | 0.525 | 0.525 | 0.000 |
| 105 | 1213 | 0.525 | 0.525 | 0.000 |
| Max | | 0.555 | 0.535 | 0.010 |
| Average | | 0.525 | 0.523 | -0.002 |
| Min | | 0.505 | 0.505 | -0.040 |
| Std Dev | | 0.008 | 0.007 | 0.007 |

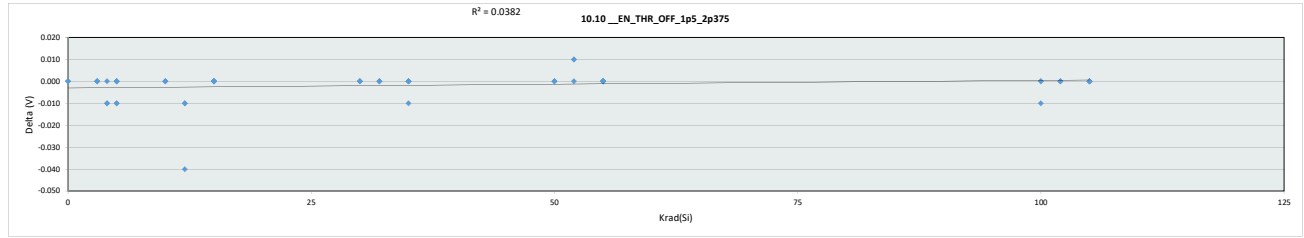


| 10.8 __EN_THR_OFF_1p8_2p375 | | | | | | | | | | | | | | | | | | | | | |
|-----------------------------|----------|-------|-------|-------|-------|-------|-------|-------|-------|-------|-------|-------|-------|-------|-------|-------|-------|-------|-------|-------|-------|
| Test Site | Serial # | PRE | POST | Delta | 0 | 3 | 4 | 5 | 10 | 12 | 15 | 30 | 32 | 35 | 50 | 52 | 55 | 100 | 102 | 105 | |
| LL | | 0.300 | 0.300 | 0.300 | 0.300 | 0.300 | 0.300 | 0.300 | 0.300 | 0.300 | 0.300 | 0.300 | 0.300 | 0.300 | 0.300 | 0.300 | 0.300 | 0.300 | 0.300 | 0.300 | 0.300 |
| Min | | 0.525 | 0.515 | 0.515 | 0.515 | 0.515 | 0.515 | 0.515 | 0.505 | 0.515 | 0.515 | 0.515 | 0.515 | 0.515 | 0.515 | 0.525 | 0.515 | 0.515 | 0.515 | 0.515 | 0.515 |
| Average | | 0.525 | 0.522 | 0.522 | 0.525 | 0.518 | 0.519 | 0.525 | 0.518 | 0.519 | 0.525 | 0.522 | 0.522 | 0.522 | 0.522 | 0.522 | 0.532 | 0.527 | 0.522 | 0.522 | 0.523 |
| Max | | 0.525 | 0.525 | 0.535 | 0.535 | 0.525 | 0.535 | 0.525 | 0.525 | 0.525 | 0.535 | 0.525 | 0.525 | 0.525 | 0.525 | 0.525 | 0.535 | 0.535 | 0.525 | 0.525 | 0.525 |
| UL | | | | | | | | | | | | | | | | | | | | | |

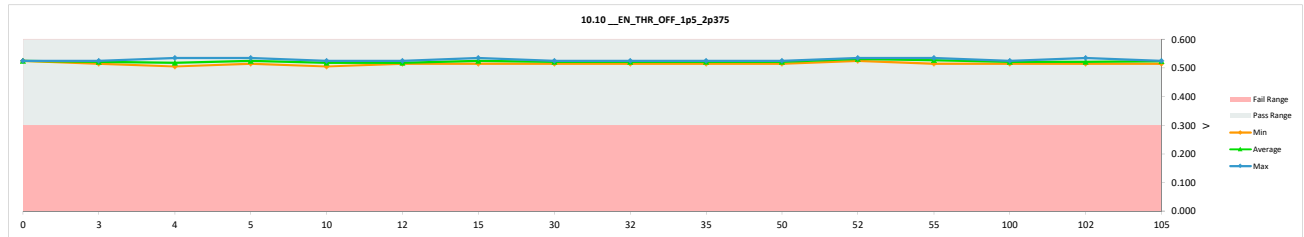


HDR TID Report
TPS7H3302-SP QML CALSS P

| 10.10_EN_THR_OFF_1p5_2p375 | | | | |
|----------------------------|----------|-------|-------|--------|
| Test Site | | | | |
| Tester | | | | |
| Test Number | | | | |
| Unit | V | V | | |
| Max Limit | | | | |
| Min Limit | 0.3 | 0.3 | | |
| Krad(Si) | Serial # | PRE | POST | Delta |
| 0 | 775 | 0.525 | 0.525 | 0.000 |
| 0 | 1088 | 0.525 | 0.525 | 0.000 |
| 0 | 1106 | 0.525 | 0.525 | 0.000 |
| 3 | 817 | 0.525 | 0.525 | 0.000 |
| 3 | 825 | 0.525 | 0.525 | 0.000 |
| 3 | 833 | 0.515 | 0.515 | 0.000 |
| 4 | 847 | 0.525 | 0.515 | -0.010 |
| 4 | 645 | 0.535 | 0.535 | 0.000 |
| 4 | 788 | 0.515 | 0.505 | -0.010 |
| 5 | 959 | 0.525 | 0.525 | 0.000 |
| 5 | 991 | 0.535 | 0.525 | -0.010 |
| 5 | 1000 | 0.525 | 0.525 | 0.000 |
| 5 | 1011 | 0.535 | 0.535 | 0.000 |
| 5 | 1087 | 0.525 | 0.525 | 0.000 |
| 5 | 1097 | 0.525 | 0.515 | -0.010 |
| 10 | 180 | 0.505 | 0.505 | 0.000 |
| 10 | 236 | 0.525 | 0.525 | 0.000 |
| 10 | 246 | 0.525 | 0.525 | 0.000 |
| 12 | 190 | 0.525 | 0.515 | -0.010 |
| 12 | 266 | 0.535 | 0.525 | -0.010 |
| 12 | 308 | 0.555 | 0.515 | -0.040 |
| 15 | 848 | 0.525 | 0.525 | 0.000 |
| 15 | 878 | 0.525 | 0.525 | 0.000 |
| 15 | 880 | 0.525 | 0.525 | 0.000 |
| 15 | 942 | 0.515 | 0.515 | 0.000 |
| 15 | 947 | 0.525 | 0.525 | 0.000 |
| 15 | 962 | 0.535 | 0.535 | 0.000 |
| 30 | 1141 | 0.515 | 0.515 | 0.000 |
| 30 | 1242 | 0.525 | 0.525 | 0.000 |
| 30 | 1417 | 0.525 | 0.525 | 0.000 |
| 32 | 1126 | 0.515 | 0.515 | 0.000 |
| 32 | 1165 | 0.525 | 0.525 | 0.000 |
| 32 | 1300 | 0.525 | 0.525 | 0.000 |
| 35 | 376 | 0.525 | 0.525 | 0.000 |
| 35 | 405 | 0.525 | 0.525 | 0.000 |
| 35 | 425 | 0.535 | 0.525 | -0.010 |
| 35 | 492 | 0.525 | 0.525 | 0.000 |
| 35 | 501 | 0.515 | 0.515 | 0.000 |
| 35 | 521 | 0.515 | 0.515 | 0.000 |
| 50 | 300 | 0.525 | 0.525 | 0.000 |
| 50 | 756 | 0.515 | 0.515 | 0.000 |
| 50 | 1100 | 0.525 | 0.525 | 0.000 |
| 52 | 451 | 0.525 | 0.535 | 0.010 |
| 52 | 587 | 0.525 | 0.535 | 0.010 |
| 52 | 956 | 0.525 | 0.525 | 0.000 |
| 55 | 198 | 0.525 | 0.525 | 0.000 |
| 55 | 220 | 0.525 | 0.525 | 0.000 |
| 55 | 665 | 0.535 | 0.535 | 0.000 |
| 55 | 818 | 0.535 | 0.535 | 0.000 |
| 55 | 1057 | 0.515 | 0.515 | 0.000 |
| 55 | 1137 | 0.525 | 0.525 | 0.000 |
| 100 | 448 | 0.525 | 0.515 | -0.010 |
| 100 | 938 | 0.525 | 0.525 | 0.000 |
| 100 | 1051 | 0.525 | 0.525 | 0.000 |
| 102 | 921 | 0.515 | 0.515 | 0.000 |
| 102 | 1113 | 0.535 | 0.535 | 0.000 |
| 102 | 1234 | 0.515 | 0.515 | 0.000 |
| 105 | 194 | 0.525 | 0.525 | 0.000 |
| 105 | 367 | 0.525 | 0.525 | 0.000 |
| 105 | 440 | 0.515 | 0.515 | 0.000 |
| 105 | 477 | 0.525 | 0.525 | 0.000 |
| 105 | 556 | 0.525 | 0.525 | 0.000 |
| 105 | 1213 | 0.525 | 0.525 | 0.000 |
| Max | | 0.555 | 0.535 | 0.010 |
| Average | | 0.525 | 0.523 | -0.002 |
| Min | | 0.505 | 0.505 | -0.040 |
| Std Dev | | 0.007 | 0.007 | 0.006 |

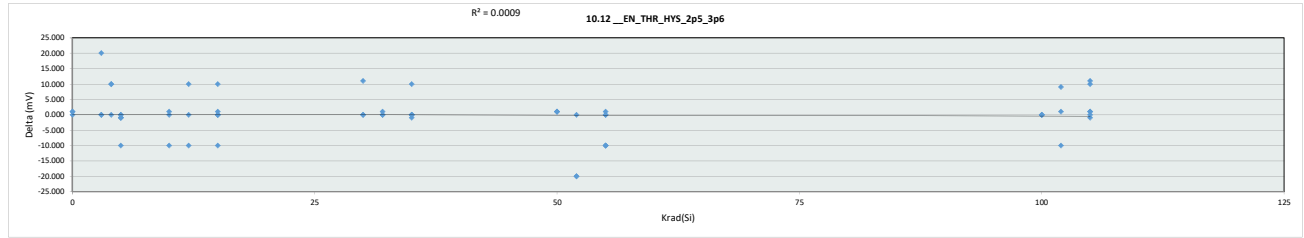


| 10.10_EN_THR_OFF_1p5_2p375 | | | | | | | | | | | | | | | | |
|----------------------------|-------|-------|-------|-------|-------|-------|-------|-------|-------|-------|-------|-------|-------|-------|-------|-------|
| Test Site | | | | | | | | | | | | | | | | |
| Tester | | | | | | | | | | | | | | | | |
| Test Number | | | | | | | | | | | | | | | | |
| Max Limit | | V | | | | | | | | | | | | | | |
| Min Limit | 0.3 | V | | | | | | | | | | | | | | |
| Krad(Si) | 0 | 3 | 4 | 5 | 10 | 12 | 15 | 30 | 32 | 35 | 50 | 52 | 55 | 100 | 102 | 105 |
| LL | 0.300 | 0.300 | 0.300 | 0.300 | 0.300 | 0.300 | 0.300 | 0.300 | 0.300 | 0.300 | 0.300 | 0.300 | 0.300 | 0.300 | 0.300 | 0.300 |
| Min | 0.525 | 0.515 | 0.505 | 0.515 | 0.505 | 0.515 | 0.515 | 0.515 | 0.515 | 0.515 | 0.515 | 0.525 | 0.515 | 0.515 | 0.515 | 0.515 |
| Average | 0.525 | 0.522 | 0.518 | 0.525 | 0.518 | 0.518 | 0.525 | 0.522 | 0.522 | 0.522 | 0.522 | 0.522 | 0.532 | 0.527 | 0.522 | 0.523 |
| Max | 0.525 | 0.525 | 0.535 | 0.535 | 0.525 | 0.525 | 0.535 | 0.525 | 0.525 | 0.525 | 0.525 | 0.535 | 0.535 | 0.525 | 0.525 | 0.525 |
| UL | | | | | | | | | | | | | | | | |

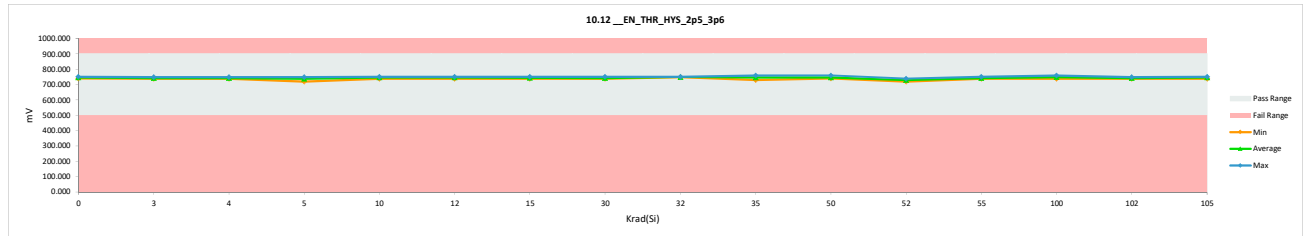


HDR TID Report
TPS7H3302-SP QML CALSS P

| 10.12 __EN_THR_HYS_2p5_3p6 | | | | |
|----------------------------|----------|---------|---------|---------|
| Test Site | Serial # | PRE | POST | Delta |
| Tester | | | | |
| Test Number | | | | |
| Unit | | | | |
| Max Limit | | mV | mV | |
| Min Limit | | 900 | 900 | |
| | | 500 | 500 | |
| Krad(Si) | | | | |
| 0 | 775 | 749.000 | 750.000 | 1.000 |
| 0 | 1088 | 739.000 | 740.000 | 1.000 |
| 0 | 1106 | 749.000 | 749.000 | 0.000 |
| 3 | 817 | 739.000 | 739.000 | 0.000 |
| 3 | 825 | 749.000 | 749.000 | 0.000 |
| 3 | 833 | 719.000 | 739.000 | 20.000 |
| 4 | 547 | 729.000 | 739.000 | 10.000 |
| 4 | 645 | 739.000 | 739.000 | 0.000 |
| 4 | 788 | 739.000 | 749.000 | 10.000 |
| 5 | 959 | 740.000 | 739.000 | -1.000 |
| 5 | 991 | 740.000 | 739.000 | -1.000 |
| 5 | 1000 | 739.000 | 729.000 | -10.000 |
| 5 | 1011 | 719.000 | 719.000 | 0.000 |
| 5 | 1087 | 749.000 | 749.000 | 0.000 |
| 5 | 1097 | 750.000 | 749.000 | -1.000 |
| 10 | 180 | 749.000 | 739.000 | -10.000 |
| 10 | 236 | 749.000 | 750.000 | 1.000 |
| 10 | 246 | 749.000 | 749.000 | 0.000 |
| 12 | 190 | 760.000 | 750.000 | -10.000 |
| 12 | 266 | 749.000 | 749.000 | 0.000 |
| 12 | 308 | 729.000 | 739.000 | 10.000 |
| 15 | 848 | 749.000 | 750.000 | 1.000 |
| 15 | 878 | 749.000 | 749.000 | 0.000 |
| 15 | 880 | 739.000 | 739.000 | 0.000 |
| 15 | 942 | 749.000 | 739.000 | -10.000 |
| 15 | 947 | 739.000 | 749.000 | 10.000 |
| 15 | 962 | 740.000 | 740.000 | 0.000 |
| 30 | 1141 | 739.000 | 739.000 | 0.000 |
| 30 | 1242 | 739.000 | 750.000 | 11.000 |
| 30 | 1417 | 739.000 | 739.000 | 0.000 |
| 32 | 1126 | 749.000 | 749.000 | 0.000 |
| 32 | 1165 | 749.000 | 750.000 | 1.000 |
| 32 | 1300 | 749.000 | 749.000 | 0.000 |
| 35 | 376 | 749.000 | 749.000 | 0.000 |
| 35 | 405 | 739.000 | 739.000 | 0.000 |
| 35 | 425 | 729.000 | 729.000 | 0.000 |
| 35 | 492 | 739.000 | 749.000 | 10.000 |
| 35 | 501 | 760.000 | 759.000 | -1.000 |
| 35 | 521 | 749.000 | 749.000 | 0.000 |
| 50 | 300 | 739.000 | 740.000 | 1.000 |
| 50 | 756 | 759.000 | 760.000 | 1.000 |
| 50 | 1100 | 739.000 | 740.000 | 1.000 |
| 52 | 451 | 749.000 | 729.000 | -20.000 |
| 52 | 587 | 739.000 | 719.000 | -20.000 |
| 52 | 956 | 739.000 | 739.000 | 0.000 |
| 55 | 198 | 749.000 | 739.000 | -10.000 |
| 55 | 220 | 749.000 | 739.000 | -10.000 |
| 55 | 665 | 739.000 | 739.000 | 0.000 |
| 55 | 818 | 749.000 | 750.000 | 1.000 |
| 55 | 1057 | 749.000 | 749.000 | 0.000 |
| 55 | 1137 | 749.000 | 739.000 | -10.000 |
| 100 | 448 | 759.000 | 759.000 | 0.000 |
| 100 | 938 | 749.000 | 749.000 | 0.000 |
| 100 | 1051 | 739.000 | 739.000 | 0.000 |
| 102 | 921 | 740.000 | 749.000 | 9.000 |
| 102 | 1113 | 739.000 | 740.000 | 1.000 |
| 102 | 1234 | 749.000 | 739.000 | -10.000 |
| 105 | 194 | 739.000 | 739.000 | 0.000 |
| 105 | 367 | 739.000 | 740.000 | 1.000 |
| 105 | 440 | 739.000 | 750.000 | 11.000 |
| 105 | 477 | 750.000 | 749.000 | -1.000 |
| 105 | 556 | 749.000 | 750.000 | 1.000 |
| 105 | 1213 | 739.000 | 749.000 | 10.000 |
| Max | | 760.000 | 760.000 | 20.000 |
| Average | | 743.571 | 743.540 | -0.032 |
| Min | | 719.000 | 719.000 | -20.000 |
| Std Dev | | 8.242 | 8.070 | 6.886 |

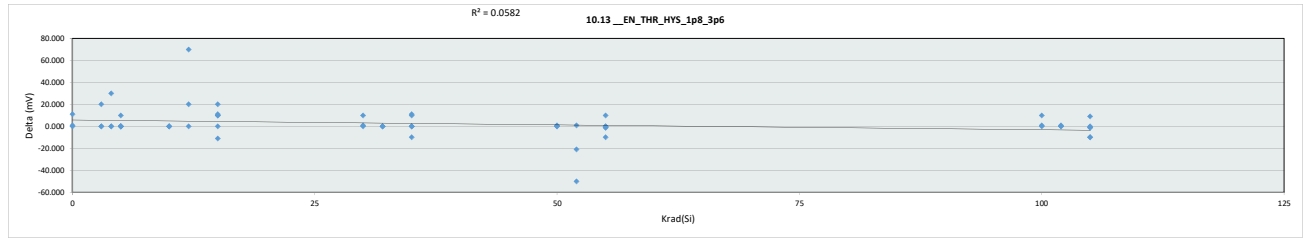


| 10.12 __EN_THR_HYS_2p5_3p6 | | | | | | | | | | | | | | | | | |
|----------------------------|----------|---------|---------|---------|---------|---------|---------|---------|---------|---------|---------|---------|---------|---------|---------|---------|---------|
| Test Site | Serial # | PRE | POST | Delta | | | | | | | | | | | | | |
| Tester | | | | | | | | | | | | | | | | | |
| Test Number | | | | | | | | | | | | | | | | | |
| Max Limit | | 900 | mV | | | | | | | | | | | | | | |
| Min Limit | | 500 | mV | | | | | | | | | | | | | | |
| Krad(Si) | | 0 | 3 | 4 | 5 | 10 | 12 | 15 | 30 | 32 | 35 | 50 | 52 | 55 | 100 | 102 | 105 |
| LL | | 500.000 | 500.000 | 500.000 | 500.000 | 500.000 | 500.000 | 500.000 | 500.000 | 500.000 | 500.000 | 500.000 | 500.000 | 500.000 | 500.000 | 500.000 | 500.000 |
| Min | | 740.000 | 739.000 | 739.000 | 719.000 | 739.000 | 739.000 | 739.000 | 739.000 | 739.000 | 749.000 | 729.000 | 740.000 | 719.000 | 739.000 | 739.000 | 739.000 |
| Average | | 746.333 | 742.333 | 742.333 | 737.333 | 746.000 | 746.000 | 744.333 | 742.667 | 749.333 | 745.667 | 746.667 | 729.000 | 742.500 | 749.000 | 742.667 | 746.167 |
| Max | | 750.000 | 749.000 | 749.000 | 749.000 | 750.000 | 750.000 | 750.000 | 750.000 | 750.000 | 759.000 | 760.000 | 739.000 | 750.000 | 759.000 | 749.000 | 750.000 |
| UL | | 900.000 | 900.000 | 900.000 | 900.000 | 900.000 | 900.000 | 900.000 | 900.000 | 900.000 | 900.000 | 900.000 | 900.000 | 900.000 | 900.000 | 900.000 | 900.000 |

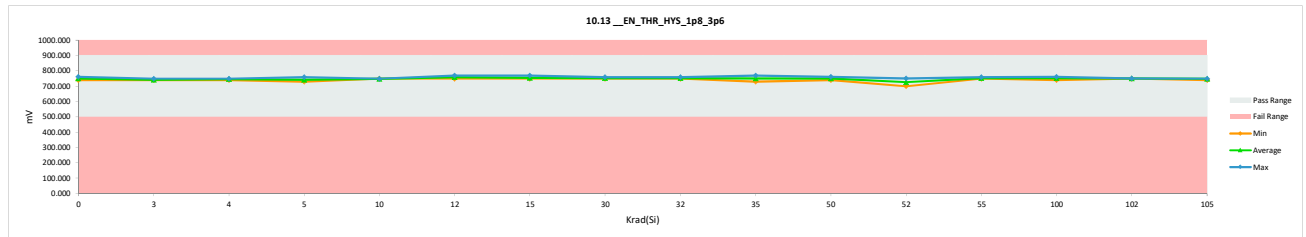


HDR TID Report
TPS7H3302-SP QML CALSS P

| 10.13 __EN_THR_HYS_1p8_3p6 | | | | |
|----------------------------|----------|-------------|---------|---------|
| Test Site | Tester | Test Number | Unit | |
| | | | mV | mV |
| Max Limit | 900 | 900 | | |
| Min Limit | 500 | 500 | | |
| Krad(Si) | Serial # | PRE | POST | Delta |
| 0 | 775 | 749.000 | 760.000 | 11.000 |
| 0 | 1088 | 739.000 | 739.000 | 0.000 |
| 0 | 1106 | 749.000 | 750.000 | 1.000 |
| 3 | 817 | 739.000 | 739.000 | 0.000 |
| 3 | 825 | 749.000 | 749.000 | 0.000 |
| 3 | 833 | 719.000 | 739.000 | 20.000 |
| 4 | 547 | 719.000 | 749.000 | 30.000 |
| 4 | 645 | 739.000 | 739.000 | 0.000 |
| 4 | 788 | 749.000 | 749.000 | 0.000 |
| 5 | 959 | 739.000 | 739.000 | 0.000 |
| 5 | 991 | 739.000 | 739.000 | 0.000 |
| 5 | 1000 | 739.000 | 739.000 | 0.000 |
| 5 | 1011 | 729.000 | 729.000 | 0.000 |
| 5 | 1087 | 749.000 | 749.000 | 0.000 |
| 5 | 1097 | 749.000 | 759.000 | 10.000 |
| 10 | 180 | 749.000 | 749.000 | 0.000 |
| 10 | 236 | 749.000 | 749.000 | 0.000 |
| 10 | 246 | 749.000 | 749.000 | 0.000 |
| 12 | 190 | 759.000 | 759.000 | 0.000 |
| 12 | 266 | 749.000 | 769.000 | 20.000 |
| 12 | 308 | 679.000 | 749.000 | 70.000 |
| 15 | 848 | 749.000 | 759.000 | 10.000 |
| 15 | 878 | 749.000 | 769.000 | 20.000 |
| 15 | 880 | 749.000 | 749.000 | 0.000 |
| 15 | 942 | 739.000 | 749.000 | 10.000 |
| 15 | 947 | 760.000 | 749.000 | -11.000 |
| 15 | 962 | 739.000 | 750.000 | 11.000 |
| 30 | 1141 | 749.000 | 750.000 | 1.000 |
| 30 | 1242 | 749.000 | 749.000 | 0.000 |
| 30 | 1417 | 749.000 | 759.000 | 10.000 |
| 32 | 1126 | 759.000 | 759.000 | 0.000 |
| 32 | 1165 | 749.000 | 749.000 | 0.000 |
| 32 | 1300 | 749.000 | 749.000 | 0.000 |
| 35 | 376 | 749.000 | 749.000 | 0.000 |
| 35 | 405 | 739.000 | 750.000 | 11.000 |
| 35 | 425 | 739.000 | 729.000 | -10.000 |
| 35 | 492 | 749.000 | 749.000 | 0.000 |
| 35 | 501 | 759.000 | 769.000 | 10.000 |
| 35 | 521 | 749.000 | 749.000 | 0.000 |
| 50 | 300 | 749.000 | 749.000 | 0.000 |
| 50 | 756 | 759.000 | 760.000 | 1.000 |
| 50 | 1100 | 739.000 | 739.000 | 0.000 |
| 52 | 451 | 750.000 | 729.000 | -21.000 |
| 52 | 587 | 749.000 | 699.000 | -50.000 |
| 52 | 956 | 749.000 | 750.000 | 1.000 |
| 55 | 198 | 750.000 | 749.000 | -1.000 |
| 55 | 220 | 749.000 | 749.000 | 0.000 |
| 55 | 665 | 749.000 | 749.000 | 0.000 |
| 55 | 818 | 749.000 | 759.000 | 10.000 |
| 55 | 1057 | 759.000 | 749.000 | -10.000 |
| 55 | 1137 | 760.000 | 759.000 | -1.000 |
| 100 | 448 | 749.000 | 759.000 | 10.000 |
| 100 | 938 | 759.000 | 760.000 | 1.000 |
| 100 | 1051 | 739.000 | 739.000 | 0.000 |
| 102 | 921 | 749.000 | 749.000 | 0.000 |
| 102 | 1113 | 749.000 | 750.000 | 1.000 |
| 102 | 1234 | 749.000 | 749.000 | 0.000 |
| 105 | 194 | 749.000 | 739.000 | -10.000 |
| 105 | 367 | 749.000 | 749.000 | 0.000 |
| 105 | 440 | 750.000 | 749.000 | -1.000 |
| 105 | 477 | 750.000 | 749.000 | -1.000 |
| 105 | 556 | 759.000 | 749.000 | -10.000 |
| 105 | 1213 | 740.000 | 749.000 | 9.000 |
| Max | | 760.000 | 769.000 | 70.000 |
| Average | | 746.095 | 748.508 | 2.413 |
| Min | | 679.000 | 699.000 | -50.000 |
| Std Dev | | 11.911 | 10.666 | 13.470 |



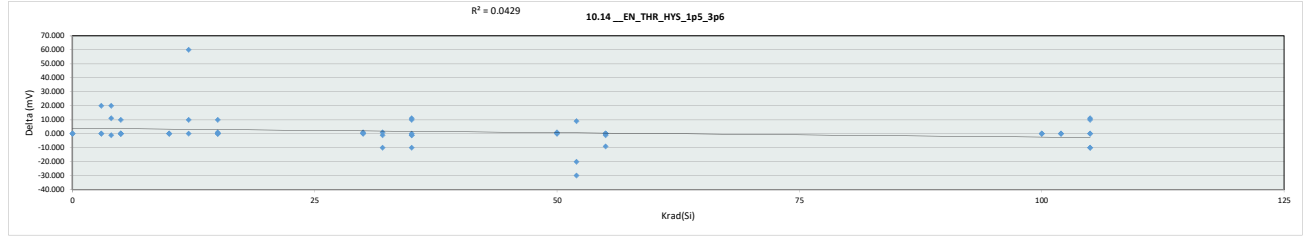
| 10.13 __EN_THR_HYS_1p8_3p6 | | | | | | | | | | | | | | | | |
|----------------------------|---------|-------------|---------|---------|---------|---------|---------|---------|---------|---------|---------|---------|---------|---------|---------|---------|
| Test Site | Tester | Test Number | Unit | | | | | | | | | | | | | |
| Max Limit | 900 | mV | | | | | | | | | | | | | | |
| Min Limit | 500 | mV | | | | | | | | | | | | | | |
| Krad(Si) | 0 | 3 | 4 | 5 | 10 | 12 | 15 | 30 | 32 | 35 | 50 | 52 | 55 | 100 | 102 | 105 |
| LL | 500.000 | 500.000 | 500.000 | 500.000 | 500.000 | 500.000 | 500.000 | 500.000 | 500.000 | 500.000 | 500.000 | 500.000 | 500.000 | 500.000 | 500.000 | 500.000 |
| Min | 739.000 | 739.000 | 739.000 | 739.000 | 729.000 | 749.000 | 749.000 | 749.000 | 749.000 | 749.000 | 729.000 | 739.000 | 699.000 | 749.000 | 739.000 | 739.000 |
| Average | 749.667 | 742.333 | 745.667 | 742.333 | 749.000 | 759.000 | 754.167 | 752.667 | 752.333 | 749.167 | 749.333 | 726.000 | 752.333 | 752.667 | 749.333 | 747.333 |
| Max | 760.000 | 749.000 | 749.000 | 759.000 | 749.000 | 769.000 | 769.000 | 759.000 | 759.000 | 769.000 | 760.000 | 750.000 | 759.000 | 760.000 | 750.000 | 749.000 |
| UL | 900.000 | 900.000 | 900.000 | 900.000 | 900.000 | 900.000 | 900.000 | 900.000 | 900.000 | 900.000 | 900.000 | 900.000 | 900.000 | 900.000 | 900.000 | 900.000 |



HDR TID Report
TPS7H3302-SP QML CALSS P

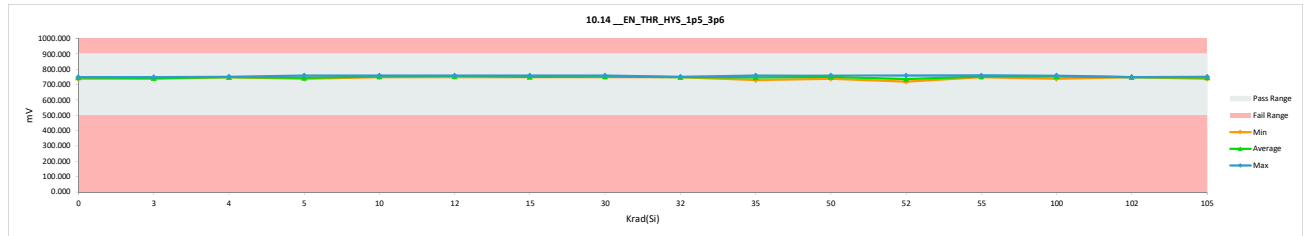
| 10.14 __EN_THR_HYS_1p5_3p6 | | | |
|----------------------------|-----|-----|--|
| Test Site | | | |
| Tester | | | |
| Test Number | | | |
| Unit | mV | mV | |
| Max Limit | 900 | 900 | |
| Min Limit | 500 | 500 | |

| Krad(Si) | Serial # | PRE | POST | Delta |
|----------|----------|---------|---------|---------|
| 0 | 775 | 749.000 | 749.000 | 0.000 |
| 0 | 1088 | 739.000 | 739.000 | 0.000 |
| 0 | 1106 | 749.000 | 749.000 | 0.000 |
| 3 | 817 | 739.000 | 739.000 | 0.000 |
| 3 | 825 | 749.000 | 749.000 | 0.000 |
| 3 | 833 | 719.000 | 739.000 | 20.000 |
| 4 | 847 | 729.000 | 749.000 | 20.000 |
| 4 | 645 | 739.000 | 750.000 | 11.000 |
| 4 | 788 | 750.000 | 749.000 | -1.000 |
| 5 | 959 | 739.000 | 739.000 | 0.000 |
| 5 | 991 | 739.000 | 739.000 | 0.000 |
| 5 | 1000 | 739.000 | 739.000 | 0.000 |
| 5 | 1011 | 729.000 | 739.000 | 10.000 |
| 5 | 1087 | 749.000 | 749.000 | 0.000 |
| 5 | 1097 | 759.000 | 759.000 | 0.000 |
| 10 | 180 | 749.000 | 749.000 | 0.000 |
| 10 | 236 | 759.000 | 759.000 | 0.000 |
| 10 | 246 | 749.000 | 749.000 | 0.000 |
| 12 | 190 | 759.000 | 759.000 | 0.000 |
| 12 | 266 | 749.000 | 759.000 | 10.000 |
| 12 | 308 | 689.000 | 749.000 | 60.000 |
| 15 | 848 | 749.000 | 749.000 | 0.000 |
| 15 | 878 | 749.000 | 759.000 | 10.000 |
| 15 | 880 | 749.000 | 749.000 | 0.000 |
| 15 | 942 | 749.000 | 749.000 | 0.000 |
| 15 | 947 | 749.000 | 750.000 | 1.000 |
| 15 | 962 | 749.000 | 749.000 | 0.000 |
| 30 | 1141 | 749.000 | 749.000 | 0.000 |
| 30 | 1242 | 759.000 | 759.000 | 0.000 |
| 30 | 1417 | 749.000 | 750.000 | 1.000 |
| 32 | 1126 | 759.000 | 749.000 | -10.000 |
| 32 | 1165 | 750.000 | 749.000 | -1.000 |
| 32 | 1300 | 749.000 | 750.000 | 1.000 |
| 35 | 376 | 750.000 | 749.000 | -1.000 |
| 35 | 405 | 739.000 | 750.000 | 11.000 |
| 35 | 425 | 739.000 | 729.000 | -10.000 |
| 35 | 492 | 739.000 | 749.000 | 10.000 |
| 35 | 501 | 760.000 | 759.000 | -1.000 |
| 35 | 521 | 749.000 | 749.000 | 0.000 |
| 50 | 300 | 750.000 | 750.000 | 0.000 |
| 50 | 756 | 759.000 | 760.000 | 1.000 |
| 50 | 1100 | 739.000 | 739.000 | 0.000 |
| 52 | 451 | 749.000 | 729.000 | -20.000 |
| 52 | 587 | 749.000 | 719.000 | -30.000 |
| 52 | 956 | 750.000 | 759.000 | 9.000 |
| 55 | 198 | 749.000 | 749.000 | 0.000 |
| 55 | 220 | 750.000 | 749.000 | -1.000 |
| 55 | 665 | 749.000 | 749.000 | 0.000 |
| 55 | 818 | 759.000 | 759.000 | 0.000 |
| 55 | 1057 | 759.000 | 750.000 | -9.000 |
| 55 | 1137 | 759.000 | 759.000 | 0.000 |
| 100 | 448 | 759.000 | 759.000 | 0.000 |
| 100 | 938 | 759.000 | 759.000 | 0.000 |
| 100 | 1051 | 739.000 | 739.000 | 0.000 |
| 102 | 921 | 749.000 | 749.000 | 0.000 |
| 102 | 1113 | 749.000 | 749.000 | 0.000 |
| 102 | 1234 | 749.000 | 749.000 | 0.000 |
| 105 | 194 | 749.000 | 739.000 | -10.000 |
| 105 | 367 | 739.000 | 750.000 | 11.000 |
| 105 | 440 | 749.000 | 749.000 | 0.000 |
| 105 | 477 | 749.000 | 749.000 | 0.000 |
| 105 | 556 | 759.000 | 749.000 | -10.000 |
| 105 | 1213 | 739.000 | 749.000 | 10.000 |
| | Max | 760.000 | 760.000 | 60.000 |
| | Average | 747.048 | 748.508 | 1.460 |
| | Min | 689.000 | 719.000 | -30.000 |
| | Std Dev | 11.135 | 8.046 | 10.625 |



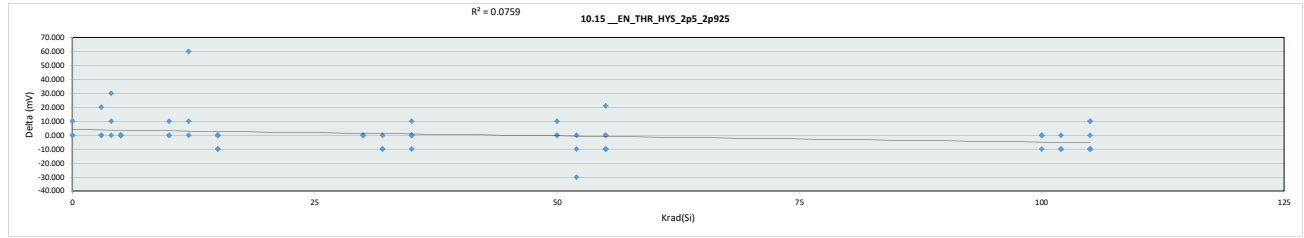
| 10.14 __EN_THR_HYS_1p5_3p6 | | | |
|----------------------------|-----|----|--|
| Test Site | | | |
| Tester | | | |
| Test Number | | | |
| Max Limit | 900 | mV | |
| Min Limit | 500 | mV | |

| Krad(Si) | 0 | 3 | 4 | 5 | 10 | 12 | 15 | 30 | 32 | 35 | 50 | 52 | 55 | 100 | 102 | 105 |
|----------|---------|---------|---------|---------|---------|---------|---------|---------|---------|---------|---------|---------|---------|---------|---------|---------|
| LL | 500.000 | 500.000 | 500.000 | 500.000 | 500.000 | 500.000 | 500.000 | 500.000 | 500.000 | 500.000 | 500.000 | 500.000 | 500.000 | 500.000 | 500.000 | 500.000 |
| Min | 739.000 | 739.000 | 739.000 | 749.000 | 739.000 | 749.000 | 749.000 | 749.000 | 729.000 | 739.000 | 719.000 | 749.000 | 739.000 | 749.000 | 749.000 | 739.000 |
| Average | 745.667 | 742.333 | 749.333 | 744.000 | 752.333 | 755.667 | 750.833 | 752.667 | 749.333 | 747.500 | 749.667 | 735.667 | 752.500 | 752.333 | 749.000 | 747.500 |
| Max | 749.000 | 749.000 | 750.000 | 759.000 | 759.000 | 759.000 | 759.000 | 759.000 | 760.000 | 759.000 | 759.000 | 760.000 | 759.000 | 759.000 | 749.000 | 750.000 |
| UL | 900.000 | 900.000 | 900.000 | 900.000 | 900.000 | 900.000 | 900.000 | 900.000 | 900.000 | 900.000 | 900.000 | 900.000 | 900.000 | 900.000 | 900.000 | 900.000 |

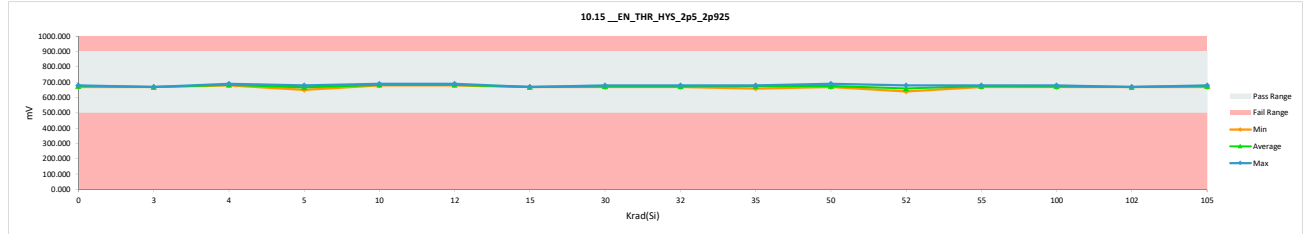


HDR TID Report
TPS7H3302-SP QML CALSS P

| 10.15 __EN_THR_HYS_2p5_2p925 | | | | |
|------------------------------|----------|---------|---------|---------|
| Test Site | Serial # | PRE | POST | Delta |
| 0 | 775 | 669.000 | 679.000 | 10.000 |
| 0 | 1088 | 669.000 | 669.000 | 0.000 |
| 0 | 1106 | 679.000 | 679.000 | 0.000 |
| 3 | 817 | 669.000 | 669.000 | 0.000 |
| 3 | 825 | 669.000 | 669.000 | 0.000 |
| 3 | 833 | 649.000 | 669.000 | 20.000 |
| 4 | 547 | 649.000 | 679.000 | 30.000 |
| 4 | 645 | 669.000 | 679.000 | 10.000 |
| 4 | 788 | 689.000 | 689.000 | 0.000 |
| 5 | 959 | 669.000 | 669.000 | 0.000 |
| 5 | 991 | 669.000 | 669.000 | 0.000 |
| 5 | 1000 | 659.000 | 659.000 | 0.000 |
| 5 | 1011 | 649.000 | 649.000 | 0.000 |
| 5 | 1087 | 679.000 | 679.000 | 0.000 |
| 5 | 1097 | 679.000 | 679.000 | 0.000 |
| 10 | 180 | 679.000 | 679.000 | 0.000 |
| 10 | 236 | 669.000 | 679.000 | 10.000 |
| 10 | 246 | 689.000 | 689.000 | 0.000 |
| 12 | 190 | 679.000 | 679.000 | 0.000 |
| 12 | 266 | 679.000 | 689.000 | 10.000 |
| 12 | 308 | 619.000 | 679.000 | 60.000 |
| 15 | 848 | 669.000 | 669.000 | 0.000 |
| 15 | 878 | 679.000 | 669.000 | -10.000 |
| 15 | 880 | 669.000 | 669.000 | 0.000 |
| 15 | 942 | 679.000 | 669.000 | -10.000 |
| 15 | 947 | 669.000 | 669.000 | 0.000 |
| 15 | 962 | 669.000 | 669.000 | 0.000 |
| 30 | 1141 | 669.000 | 669.000 | 0.000 |
| 30 | 1242 | 679.000 | 679.000 | 0.000 |
| 30 | 1417 | 669.000 | 669.000 | 0.000 |
| 32 | 1126 | 689.000 | 679.000 | -10.000 |
| 32 | 1165 | 679.000 | 669.000 | -10.000 |
| 32 | 1300 | 669.000 | 669.000 | 0.000 |
| 35 | 376 | 679.000 | 679.000 | 0.000 |
| 35 | 405 | 679.000 | 679.000 | 0.000 |
| 35 | 425 | 659.000 | 659.000 | 0.000 |
| 35 | 492 | 669.000 | 679.000 | 10.000 |
| 35 | 501 | 689.000 | 679.000 | -10.000 |
| 35 | 521 | 679.000 | 679.000 | 0.000 |
| 50 | 300 | 669.000 | 669.000 | 0.000 |
| 50 | 756 | 679.000 | 689.000 | 10.000 |
| 50 | 1100 | 669.000 | 669.000 | 0.000 |
| 52 | 451 | 669.000 | 659.000 | -10.000 |
| 52 | 587 | 669.000 | 639.000 | -30.000 |
| 52 | 956 | 679.000 | 679.000 | 0.000 |
| 55 | 198 | 679.000 | 669.000 | -10.000 |
| 55 | 220 | 669.000 | 669.000 | 0.000 |
| 55 | 665 | 658.000 | 679.000 | 21.000 |
| 55 | 818 | 679.000 | 669.000 | -10.000 |
| 55 | 1057 | 679.000 | 679.000 | 0.000 |
| 55 | 1137 | 689.000 | 679.000 | -10.000 |
| 100 | 448 | 679.000 | 679.000 | 0.000 |
| 100 | 938 | 679.000 | 669.000 | -10.000 |
| 100 | 1051 | 669.000 | 669.000 | 0.000 |
| 102 | 921 | 679.000 | 669.000 | -10.000 |
| 102 | 1113 | 669.000 | 669.000 | 0.000 |
| 102 | 1234 | 679.000 | 669.000 | -10.000 |
| 105 | 194 | 679.000 | 669.000 | -10.000 |
| 105 | 367 | 679.000 | 669.000 | -10.000 |
| 105 | 440 | 679.000 | 669.000 | -10.000 |
| 105 | 477 | 679.000 | 679.000 | 0.000 |
| 105 | 556 | 669.000 | 679.000 | 10.000 |
| 105 | 1213 | 669.000 | 679.000 | 10.000 |
| Max | | 689.000 | 689.000 | 60.000 |
| Average | | 672.476 | 672.968 | 0.492 |
| Min | | 619.000 | 639.000 | -30.000 |
| Std Dev | | 11.259 | 8.714 | 11.727 |



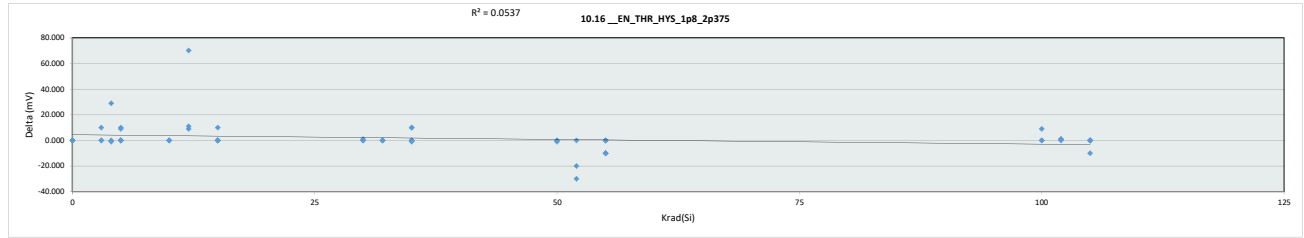
| 10.15 __EN_THR_HYS_2p5_2p925 | | | | | | | | | | | | | | | | |
|------------------------------|----------|---------|---------|---------|--|--|--|--|--|--|--|--|--|--|--|--|
| Test Site | Serial # | PRE | POST | Delta | | | | | | | | | | | | |
| LL | | 500.000 | 500.000 | 500.000 | | | | | | | | | | | | |
| Min | | 669.000 | 669.000 | 669.000 | | | | | | | | | | | | |
| Average | | 675.667 | 669.000 | 682.333 | | | | | | | | | | | | |
| Max | | 679.000 | 669.000 | 689.000 | | | | | | | | | | | | |
| UL | | 900.000 | 900.000 | 900.000 | | | | | | | | | | | | |



HDR TID Report
TPS7H3302-SP QML CALSS P

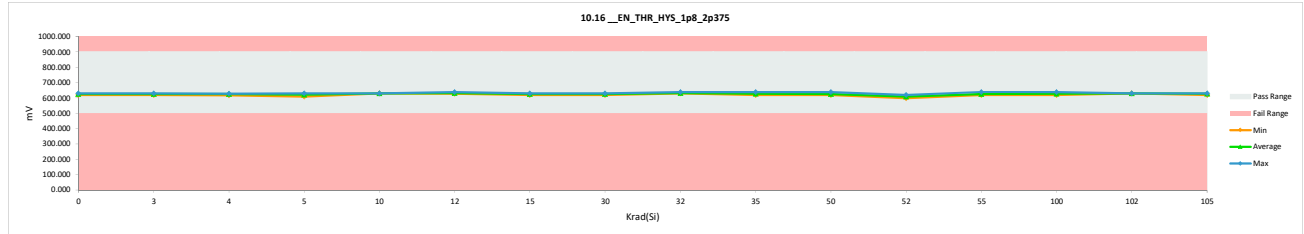
| 10.16 __EN_THR_HYS_1p8_2p375 | | |
|------------------------------|-----|-----|
| Test Site | | |
| Tester | | |
| Test Number | | |
| Unit | mV | mV |
| Max Limit | 900 | 900 |
| Min Limit | 500 | 500 |

| Krad(Si) | Serial # | PRE | POST | Delta |
|----------|----------|---------|---------|---------|
| 0 | 775 | 629.000 | 629.000 | 0.000 |
| 0 | 1088 | 619.000 | 619.000 | 0.000 |
| 0 | 1106 | 629.000 | 629.000 | 0.000 |
| 3 | 817 | 619.000 | 619.000 | 0.000 |
| 3 | 825 | 629.000 | 629.000 | 0.000 |
| 3 | 833 | 618.000 | 628.000 | 10.000 |
| 4 | 547 | 599.000 | 628.000 | 29.000 |
| 4 | 645 | 619.000 | 618.000 | -1.000 |
| 4 | 788 | 628.000 | 628.000 | 0.000 |
| 5 | 959 | 619.000 | 619.000 | 0.000 |
| 5 | 991 | 609.000 | 619.000 | 10.000 |
| 5 | 1000 | 619.000 | 619.000 | 0.000 |
| 5 | 1011 | 609.000 | 609.000 | 0.000 |
| 5 | 1087 | 629.000 | 629.000 | 0.000 |
| 5 | 1097 | 619.000 | 628.000 | 9.000 |
| 10 | 180 | 629.000 | 629.000 | 0.000 |
| 10 | 236 | 629.000 | 629.000 | 0.000 |
| 10 | 246 | 629.000 | 629.000 | 0.000 |
| 12 | 190 | 629.000 | 638.000 | 9.000 |
| 12 | 266 | 618.000 | 629.000 | 11.000 |
| 12 | 308 | 558.000 | 628.000 | 70.000 |
| 15 | 848 | 619.000 | 619.000 | 0.000 |
| 15 | 878 | 629.000 | 629.000 | 0.000 |
| 15 | 880 | 619.000 | 629.000 | 10.000 |
| 15 | 942 | 629.000 | 629.000 | 0.000 |
| 15 | 947 | 629.000 | 629.000 | 0.000 |
| 15 | 962 | 619.000 | 619.000 | 0.000 |
| 30 | 1141 | 629.000 | 629.000 | 0.000 |
| 30 | 1242 | 619.000 | 619.000 | 0.000 |
| 30 | 1417 | 628.000 | 629.000 | 1.000 |
| 32 | 1126 | 638.000 | 638.000 | 0.000 |
| 32 | 1165 | 629.000 | 629.000 | 0.000 |
| 32 | 1300 | 629.000 | 629.000 | 0.000 |
| 35 | 376 | 629.000 | 629.000 | 0.000 |
| 35 | 405 | 619.000 | 619.000 | 0.000 |
| 35 | 425 | 609.000 | 619.000 | 10.000 |
| 35 | 492 | 619.000 | 629.000 | 10.000 |
| 35 | 501 | 639.000 | 638.000 | -1.000 |
| 35 | 521 | 628.000 | 628.000 | 0.000 |
| 50 | 300 | 619.000 | 619.000 | 0.000 |
| 50 | 756 | 639.000 | 638.000 | -1.000 |
| 50 | 1100 | 619.000 | 619.000 | 0.000 |
| 52 | 451 | 629.000 | 609.000 | -20.000 |
| 52 | 587 | 629.000 | 599.000 | -30.000 |
| 52 | 956 | 619.000 | 619.000 | 0.000 |
| 55 | 198 | 629.000 | 629.000 | 0.000 |
| 55 | 220 | 619.000 | 619.000 | 0.000 |
| 55 | 665 | 629.000 | 619.000 | -10.000 |
| 55 | 818 | 629.000 | 619.000 | -10.000 |
| 55 | 1057 | 638.000 | 628.000 | -10.000 |
| 55 | 1137 | 639.000 | 639.000 | 0.000 |
| 100 | 448 | 629.000 | 638.000 | 9.000 |
| 100 | 938 | 629.000 | 629.000 | 0.000 |
| 100 | 1051 | 619.000 | 619.000 | 0.000 |
| 102 | 921 | 628.000 | 629.000 | 1.000 |
| 102 | 1113 | 629.000 | 629.000 | 0.000 |
| 102 | 1234 | 628.000 | 629.000 | 1.000 |
| 105 | 194 | 639.000 | 629.000 | -10.000 |
| 105 | 367 | 629.000 | 629.000 | 0.000 |
| 105 | 440 | 628.000 | 628.000 | 0.000 |
| 105 | 477 | 629.000 | 629.000 | 0.000 |
| 105 | 556 | 629.000 | 629.000 | 0.000 |
| 105 | 1213 | 619.000 | 619.000 | 0.000 |
| Max | | 639.000 | 639.000 | 70.000 |
| Average | | 624.063 | 625.603 | 1.540 |
| Min | | 558.000 | 599.000 | -30.000 |
| Std Dev | | 11.511 | 7.413 | 11.473 |



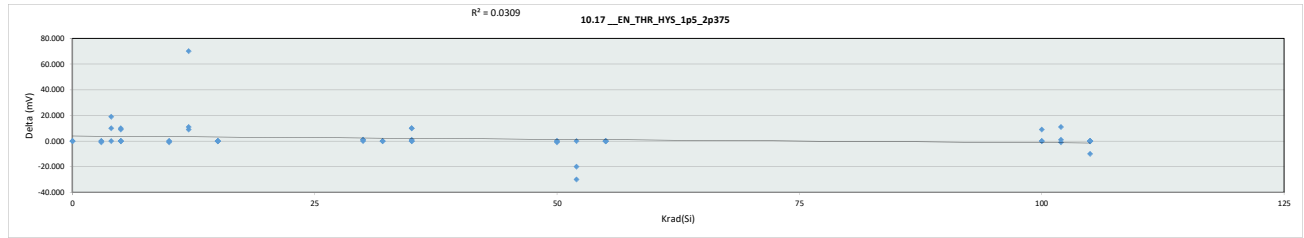
| 10.16 __EN_THR_HYS_1p8_2p375 | | |
|------------------------------|-----|----|
| Test Site | | |
| Tester | | |
| Test Number | | |
| Max Limit | 900 | mV |
| Min Limit | 500 | mV |

| Krad(Si) | 0 | 3 | 4 | 5 | 10 | 12 | 15 | 30 | 32 | 35 | 50 | 52 | 55 | 100 | 102 | 105 |
|----------|---------|---------|---------|---------|---------|---------|---------|---------|---------|---------|---------|---------|---------|---------|---------|---------|
| LL | 500.000 | 500.000 | 500.000 | 500.000 | 500.000 | 500.000 | 500.000 | 500.000 | 500.000 | 500.000 | 500.000 | 500.000 | 500.000 | 500.000 | 500.000 | 500.000 |
| Min | 619.000 | 619.000 | 618.000 | 609.000 | 629.000 | 628.000 | 619.000 | 619.000 | 619.000 | 619.000 | 619.000 | 599.000 | 619.000 | 619.000 | 629.000 | 619.000 |
| Average | 625.667 | 625.333 | 624.667 | 620.500 | 629.000 | 631.667 | 625.667 | 625.667 | 632.000 | 627.000 | 625.333 | 609.000 | 625.500 | 628.667 | 629.000 | 627.167 |
| Max | 629.000 | 629.000 | 628.000 | 629.000 | 629.000 | 638.000 | 629.000 | 629.000 | 638.000 | 638.000 | 638.000 | 619.000 | 639.000 | 638.000 | 629.000 | 629.000 |
| UL | 900.000 | 900.000 | 900.000 | 900.000 | 900.000 | 900.000 | 900.000 | 900.000 | 900.000 | 900.000 | 900.000 | 900.000 | 900.000 | 900.000 | 900.000 | 900.000 |

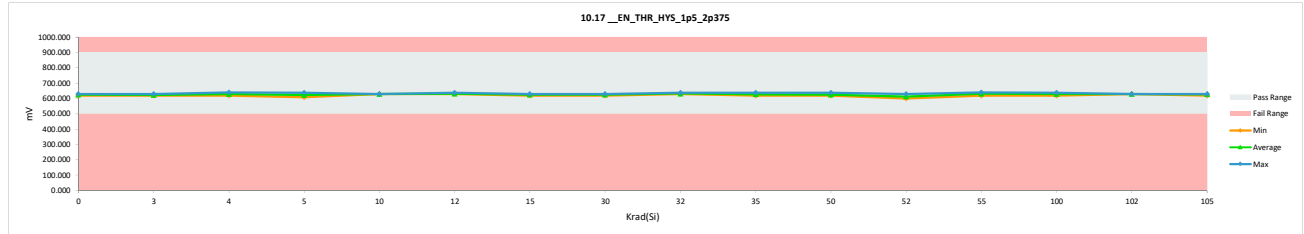


HDR TID Report
TPS7H3302-SP QML CALSS P

| 10.17 __EN_THR_HYS_1p5_2p375 | | | | |
|------------------------------|----------|-------------|---------|-----------|
| Test Site | Tester | Test Number | Unit | Max Limit |
| | | | mV | 900 |
| | | | mV | 500 |
| Krad(Si) | Serial # | PRE | POST | Delta |
| 0 | 775 | 629.000 | 629.000 | 0.000 |
| 0 | 1088 | 619.000 | 619.000 | 0.000 |
| 0 | 1106 | 629.000 | 629.000 | 0.000 |
| 3 | 817 | 619.000 | 619.000 | 0.000 |
| 3 | 825 | 629.000 | 629.000 | 0.000 |
| 3 | 833 | 619.000 | 618.000 | -1.000 |
| 4 | 547 | 609.000 | 628.000 | 19.000 |
| 4 | 645 | 619.000 | 619.000 | 0.000 |
| 4 | 788 | 629.000 | 639.000 | 10.000 |
| 5 | 959 | 619.000 | 619.000 | 0.000 |
| 5 | 991 | 609.000 | 619.000 | 10.000 |
| 5 | 1000 | 619.000 | 619.000 | 0.000 |
| 5 | 1011 | 609.000 | 609.000 | 0.000 |
| 5 | 1087 | 629.000 | 629.000 | 0.000 |
| 5 | 1097 | 629.000 | 638.000 | 9.000 |
| 10 | 180 | 629.000 | 628.000 | -1.000 |
| 10 | 236 | 629.000 | 629.000 | 0.000 |
| 10 | 246 | 629.000 | 629.000 | 0.000 |
| 12 | 190 | 629.000 | 638.000 | 9.000 |
| 12 | 266 | 618.000 | 629.000 | 11.000 |
| 12 | 308 | 558.000 | 628.000 | 70.000 |
| 15 | 848 | 619.000 | 619.000 | 0.000 |
| 15 | 878 | 629.000 | 629.000 | 0.000 |
| 15 | 880 | 629.000 | 629.000 | 0.000 |
| 15 | 942 | 629.000 | 629.000 | 0.000 |
| 15 | 947 | 629.000 | 629.000 | 0.000 |
| 15 | 962 | 619.000 | 619.000 | 0.000 |
| 30 | 1141 | 628.000 | 629.000 | 1.000 |
| 30 | 1242 | 619.000 | 619.000 | 0.000 |
| 30 | 1417 | 628.000 | 629.000 | 1.000 |
| 32 | 1126 | 638.000 | 638.000 | 0.000 |
| 32 | 1165 | 629.000 | 629.000 | 0.000 |
| 32 | 1300 | 629.000 | 629.000 | 0.000 |
| 35 | 376 | 629.000 | 629.000 | 0.000 |
| 35 | 405 | 619.000 | 619.000 | 0.000 |
| 35 | 425 | 609.000 | 619.000 | 10.000 |
| 35 | 492 | 619.000 | 629.000 | 10.000 |
| 35 | 501 | 638.000 | 638.000 | 0.000 |
| 35 | 521 | 628.000 | 629.000 | 1.000 |
| 50 | 300 | 619.000 | 619.000 | 0.000 |
| 50 | 756 | 639.000 | 638.000 | -1.000 |
| 50 | 1100 | 619.000 | 619.000 | 0.000 |
| 52 | 451 | 629.000 | 609.000 | -20.000 |
| 52 | 587 | 629.000 | 599.000 | -30.000 |
| 52 | 956 | 629.000 | 629.000 | 0.000 |
| 55 | 198 | 629.000 | 629.000 | 0.000 |
| 55 | 220 | 619.000 | 619.000 | 0.000 |
| 55 | 665 | 629.000 | 629.000 | 0.000 |
| 55 | 818 | 629.000 | 629.000 | 0.000 |
| 55 | 1057 | 638.000 | 638.000 | 0.000 |
| 55 | 1137 | 639.000 | 639.000 | 0.000 |
| 100 | 448 | 629.000 | 638.000 | 9.000 |
| 100 | 938 | 629.000 | 629.000 | 0.000 |
| 100 | 1051 | 619.000 | 619.000 | 0.000 |
| 102 | 921 | 628.000 | 629.000 | 1.000 |
| 102 | 1113 | 618.000 | 629.000 | 11.000 |
| 102 | 1234 | 629.000 | 628.000 | -1.000 |
| 105 | 194 | 639.000 | 629.000 | -10.000 |
| 105 | 367 | 629.000 | 629.000 | 0.000 |
| 105 | 440 | 628.000 | 628.000 | 0.000 |
| 105 | 477 | 629.000 | 629.000 | 0.000 |
| 105 | 556 | 629.000 | 629.000 | 0.000 |
| 105 | 1213 | 619.000 | 619.000 | 0.000 |
| Max | | 639.000 | 639.000 | 70.000 |
| Average | | 624.540 | 626.413 | 1.873 |
| Min | | 558.000 | 599.000 | -30.000 |
| Std Dev | | 11.200 | 7.799 | 10.875 |

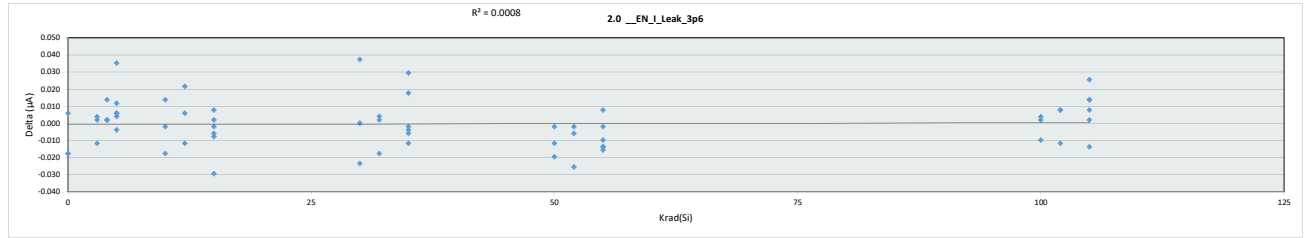


| 10.17 __EN_THR_HYS_1p5_2p375 | | | | | | | | | | | | | | | | |
|------------------------------|---------|-------------|-----------|-----------|---------|---------|---------|---------|---------|---------|---------|---------|---------|---------|---------|---------|
| Test Site | Tester | Test Number | Max Limit | Min Limit | Unit | | | | | | | | | | | |
| | | | 900 | 500 | mV | | | | | | | | | | | |
| Krad(Si) | 0 | 3 | 4 | 5 | 10 | 12 | 15 | 30 | 32 | 35 | 50 | 52 | 55 | 100 | 102 | 105 |
| LL | 500.000 | 500.000 | 500.000 | 500.000 | 500.000 | 500.000 | 500.000 | 500.000 | 500.000 | 500.000 | 500.000 | 500.000 | 500.000 | 500.000 | 500.000 | 500.000 |
| Min | 619.000 | 618.000 | 619.000 | 609.000 | 628.000 | 628.000 | 628.000 | 619.000 | 619.000 | 619.000 | 619.000 | 599.000 | 619.000 | 619.000 | 628.000 | 619.000 |
| Average | 625.667 | 622.000 | 628.667 | 622.167 | 628.667 | 631.667 | 625.667 | 625.667 | 632.000 | 627.167 | 625.333 | 612.333 | 630.500 | 628.667 | 628.667 | 627.167 |
| Max | 629.000 | 629.000 | 639.000 | 638.000 | 629.000 | 638.000 | 629.000 | 638.000 | 629.000 | 638.000 | 638.000 | 629.000 | 639.000 | 638.000 | 629.000 | 629.000 |
| UL | 900.000 | 900.000 | 900.000 | 900.000 | 900.000 | 900.000 | 900.000 | 900.000 | 900.000 | 900.000 | 900.000 | 900.000 | 900.000 | 900.000 | 900.000 | 900.000 |

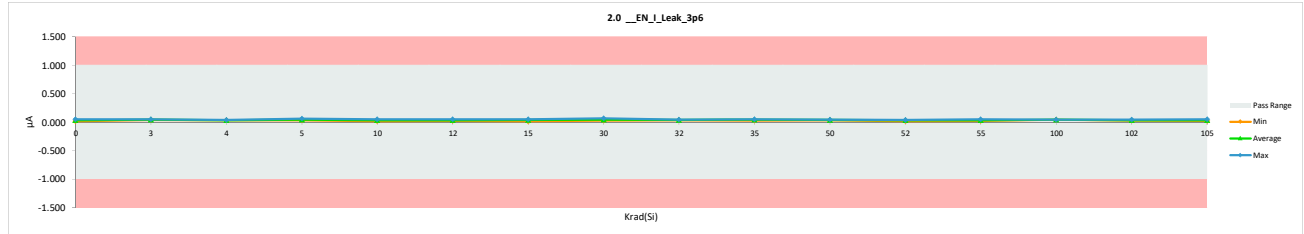


HDR TID Report
TPS7H3302-SP QML CALSS P

| 2.0_EN_I_Leak_3p6 | | | | |
|-------------------|----------|-------------|-------|--------|
| Test Site | Tester | Test Number | Unit | |
| | | | µA | µA |
| Max Limit | | | 1 | 1 |
| Min Limit | | | -1 | -1 |
| Krad(Si) | Serial # | PRE | POST | Delta |
| 0 | 775 | 0.043 | 0.049 | 0.006 |
| 0 | 1088 | 0.031 | 0.013 | -0.018 |
| 0 | 1106 | 0.043 | 0.025 | -0.018 |
| 3 | 817 | 0.049 | 0.037 | -0.012 |
| 3 | 825 | 0.045 | 0.047 | 0.002 |
| 3 | 833 | 0.037 | 0.041 | 0.004 |
| 4 | 547 | 0.025 | 0.039 | 0.014 |
| 4 | 645 | 0.031 | 0.033 | 0.002 |
| 4 | 788 | 0.029 | 0.031 | 0.002 |
| 5 | 959 | 0.033 | 0.045 | 0.012 |
| 5 | 991 | 0.043 | 0.047 | 0.004 |
| 5 | 1000 | 0.035 | 0.041 | 0.006 |
| 5 | 1011 | 0.035 | 0.041 | 0.006 |
| 5 | 1087 | 0.035 | 0.031 | -0.004 |
| 5 | 1097 | 0.023 | 0.059 | 0.035 |
| 10 | 180 | 0.039 | 0.037 | -0.002 |
| 10 | 236 | 0.031 | 0.013 | -0.018 |
| 10 | 246 | 0.033 | 0.047 | 0.014 |
| 12 | 190 | 0.025 | 0.047 | 0.022 |
| 12 | 266 | 0.027 | 0.033 | 0.006 |
| 12 | 308 | 0.033 | 0.021 | -0.012 |
| 15 | 848 | 0.039 | 0.031 | -0.008 |
| 15 | 878 | 0.039 | 0.047 | 0.008 |
| 15 | 880 | 0.037 | 0.035 | -0.002 |
| 15 | 942 | 0.041 | 0.011 | -0.029 |
| 15 | 947 | 0.049 | 0.043 | -0.006 |
| 15 | 962 | 0.047 | 0.049 | 0.002 |
| 30 | 1141 | 0.051 | 0.027 | -0.024 |
| 30 | 1242 | 0.033 | 0.033 | 0.000 |
| 30 | 1417 | 0.027 | 0.064 | 0.037 |
| 32 | 1126 | 0.033 | 0.035 | 0.002 |
| 32 | 1165 | 0.039 | 0.043 | 0.004 |
| 32 | 1300 | 0.051 | 0.033 | -0.018 |
| 35 | 376 | 0.039 | 0.027 | -0.012 |
| 35 | 405 | 0.017 | 0.047 | 0.029 |
| 35 | 425 | 0.045 | 0.039 | -0.006 |
| 35 | 492 | 0.031 | 0.049 | 0.018 |
| 35 | 501 | 0.047 | 0.045 | -0.002 |
| 35 | 521 | 0.041 | 0.037 | -0.004 |
| 50 | 300 | 0.045 | 0.033 | -0.012 |
| 50 | 756 | 0.051 | 0.031 | -0.020 |
| 50 | 1100 | 0.045 | 0.043 | -0.002 |
| 52 | 451 | 0.041 | 0.035 | -0.006 |
| 52 | 587 | 0.043 | 0.017 | -0.026 |
| 52 | 956 | 0.039 | 0.037 | -0.002 |
| 55 | 198 | 0.031 | 0.039 | 0.008 |
| 55 | 220 | 0.035 | 0.025 | -0.010 |
| 55 | 665 | 0.037 | 0.021 | -0.016 |
| 55 | 818 | 0.049 | 0.047 | -0.002 |
| 55 | 1057 | 0.041 | 0.027 | -0.014 |
| 55 | 1137 | 0.049 | 0.035 | -0.014 |
| 100 | 448 | 0.053 | 0.043 | -0.010 |
| 100 | 938 | 0.041 | 0.043 | 0.002 |
| 100 | 1051 | 0.037 | 0.041 | 0.004 |
| 102 | 921 | 0.035 | 0.043 | 0.008 |
| 102 | 1113 | 0.021 | 0.029 | 0.008 |
| 102 | 1234 | 0.039 | 0.027 | -0.012 |
| 105 | 194 | 0.021 | 0.023 | 0.002 |
| 105 | 367 | 0.023 | 0.037 | 0.014 |
| 105 | 440 | 0.037 | 0.023 | -0.014 |
| 105 | 477 | 0.017 | 0.031 | 0.014 |
| 105 | 556 | 0.033 | 0.041 | 0.008 |
| 105 | 1213 | 0.021 | 0.047 | 0.026 |
| Max | | 0.053 | 0.064 | 0.037 |
| Average | | 0.037 | 0.036 | 0.000 |
| Min | | 0.017 | 0.011 | -0.029 |
| Std Dev | | 0.009 | 0.010 | 0.014 |

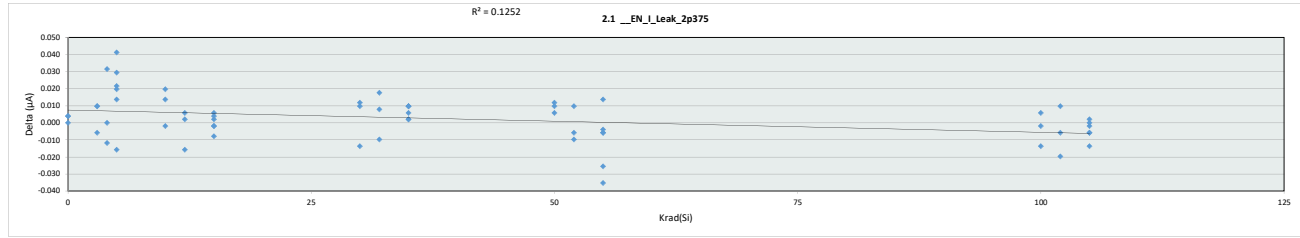


| 2.0_EN_I_Leak_3p6 | | | | | | | | | | | | | | | | |
|-------------------|--------|-------------|--------|--------|--------|--------|--------|--------|--------|--------|--------|--------|--------|--------|--------|--------|
| Test Site | Tester | Test Number | Unit | | | | | | | | | | | | | |
| Max Limit | | | 1 | µA | | | | | | | | | | | | |
| Min Limit | | | -1 | µA | | | | | | | | | | | | |
| Krad(Si) | 0 | 3 | 4 | 5 | 10 | 12 | 15 | 30 | 32 | 35 | 50 | 52 | 55 | 100 | 102 | 105 |
| LL | -1.000 | -1.000 | -1.000 | -1.000 | -1.000 | -1.000 | -1.000 | -1.000 | -1.000 | -1.000 | -1.000 | -1.000 | -1.000 | -1.000 | -1.000 | -1.000 |
| Min | 0.013 | 0.037 | 0.031 | 0.031 | 0.013 | 0.021 | 0.011 | 0.027 | 0.033 | 0.027 | 0.031 | 0.017 | 0.021 | 0.041 | 0.027 | 0.023 |
| Average | 0.029 | 0.042 | 0.034 | 0.044 | 0.032 | 0.034 | 0.036 | 0.042 | 0.037 | 0.041 | 0.036 | 0.030 | 0.032 | 0.042 | 0.033 | 0.034 |
| Max | 0.049 | 0.047 | 0.039 | 0.059 | 0.047 | 0.047 | 0.049 | 0.064 | 0.043 | 0.049 | 0.043 | 0.037 | 0.047 | 0.043 | 0.043 | 0.047 |
| UL | 1.000 | 1.000 | 1.000 | 1.000 | 1.000 | 1.000 | 1.000 | 1.000 | 1.000 | 1.000 | 1.000 | 1.000 | 1.000 | 1.000 | 1.000 | 1.000 |

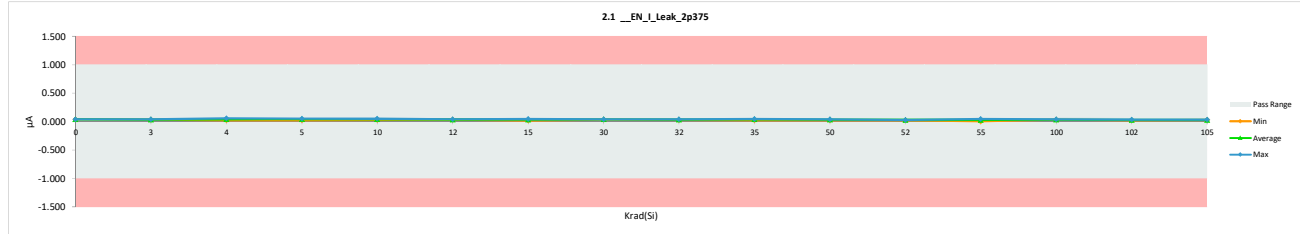


HDR TID Report
TPS7H3302-SP QML CALSS P

| 2.1 __EN_I_Leak_2p375 | | | | |
|-----------------------|----------|-------|-------|--------|
| Test Site | | | | |
| Tester | | | | |
| Test Number | | | | |
| Unit | µA | µA | | |
| Max Limit | 1 | 1 | | |
| Min Limit | -1 | -1 | | |
| Krad(Si) | Serial # | PRE | POST | Delta |
| 0 | 775 | 0.035 | 0.039 | 0.004 |
| 0 | 1088 | 0.039 | 0.043 | 0.004 |
| 0 | 1106 | 0.043 | 0.043 | 0.000 |
| 3 | 817 | 0.025 | 0.035 | 0.010 |
| 3 | 825 | 0.047 | 0.041 | -0.006 |
| 3 | 833 | 0.025 | 0.035 | 0.010 |
| 4 | 847 | 0.037 | 0.025 | -0.012 |
| 4 | 645 | 0.035 | 0.035 | 0.000 |
| 4 | 788 | 0.027 | 0.059 | 0.031 |
| 5 | 959 | 0.011 | 0.033 | 0.022 |
| 5 | 991 | 0.023 | 0.043 | 0.020 |
| 5 | 1000 | 0.023 | 0.053 | 0.029 |
| 5 | 1011 | 0.033 | 0.047 | 0.014 |
| 5 | 1087 | 0.039 | 0.023 | -0.016 |
| 5 | 1097 | 0.011 | 0.053 | 0.041 |
| 10 | 180 | 0.027 | 0.047 | 0.020 |
| 10 | 236 | 0.033 | 0.031 | -0.002 |
| 10 | 246 | 0.037 | 0.051 | 0.014 |
| 12 | 190 | 0.049 | 0.033 | -0.016 |
| 12 | 266 | 0.033 | 0.039 | 0.006 |
| 12 | 308 | 0.031 | 0.033 | 0.002 |
| 15 | 848 | 0.033 | 0.031 | -0.002 |
| 15 | 878 | 0.045 | 0.047 | 0.002 |
| 15 | 880 | 0.033 | 0.039 | 0.006 |
| 15 | 942 | 0.021 | 0.019 | -0.002 |
| 15 | 947 | 0.029 | 0.033 | 0.004 |
| 15 | 962 | 0.041 | 0.033 | -0.008 |
| 30 | 1141 | 0.047 | 0.033 | -0.014 |
| 30 | 1242 | 0.027 | 0.039 | 0.012 |
| 30 | 1417 | 0.033 | 0.043 | 0.010 |
| 32 | 1126 | 0.039 | 0.029 | -0.010 |
| 32 | 1165 | 0.025 | 0.043 | 0.018 |
| 32 | 1300 | 0.029 | 0.037 | 0.008 |
| 35 | 376 | 0.017 | 0.023 | 0.006 |
| 35 | 405 | 0.033 | 0.043 | 0.010 |
| 35 | 425 | 0.035 | 0.045 | 0.010 |
| 35 | 492 | 0.039 | 0.041 | 0.002 |
| 35 | 501 | 0.037 | 0.039 | 0.002 |
| 35 | 521 | 0.039 | 0.049 | 0.010 |
| 50 | 300 | 0.027 | 0.039 | 0.012 |
| 50 | 756 | 0.015 | 0.025 | 0.010 |
| 50 | 1100 | 0.035 | 0.041 | 0.006 |
| 52 | 451 | 0.019 | 0.029 | 0.010 |
| 52 | 587 | 0.031 | 0.025 | -0.006 |
| 52 | 956 | 0.039 | 0.029 | -0.010 |
| 55 | 198 | 0.023 | 0.037 | 0.014 |
| 55 | 220 | 0.039 | 0.004 | -0.035 |
| 55 | 665 | 0.049 | 0.023 | -0.026 |
| 55 | 818 | 0.035 | 0.031 | -0.004 |
| 55 | 1057 | 0.051 | 0.045 | -0.006 |
| 55 | 1137 | 0.043 | 0.037 | -0.006 |
| 100 | 448 | 0.047 | 0.033 | -0.014 |
| 100 | 938 | 0.037 | 0.035 | -0.002 |
| 100 | 1051 | 0.035 | 0.041 | 0.006 |
| 102 | 921 | 0.027 | 0.037 | 0.010 |
| 102 | 1113 | 0.029 | 0.023 | -0.006 |
| 102 | 1234 | 0.041 | 0.021 | -0.020 |
| 105 | 194 | 0.033 | 0.035 | 0.002 |
| 105 | 367 | 0.027 | 0.027 | 0.000 |
| 105 | 440 | 0.039 | 0.037 | -0.002 |
| 105 | 477 | 0.047 | 0.033 | -0.014 |
| 105 | 556 | 0.037 | 0.031 | -0.006 |
| 105 | 1213 | 0.033 | 0.027 | -0.006 |
| Max | | 0.051 | 0.059 | 0.041 |
| Average | | 0.033 | 0.036 | 0.002 |
| Min | | 0.011 | 0.004 | -0.035 |
| Std Dev | | 0.009 | 0.009 | 0.013 |



| 2.1 __EN_I_Leak_2p375 | | | | | | | | | | | | | | | | |
|-----------------------|--------|--------|--------|--------|--------|--------|--------|--------|--------|--------|--------|--------|--------|--------|--------|--------|
| Test Site | | | | | | | | | | | | | | | | |
| Tester | | | | | | | | | | | | | | | | |
| Test Number | | | | | | | | | | | | | | | | |
| Max Limit | 1 | µA | | | | | | | | | | | | | | |
| Min Limit | -1 | µA | | | | | | | | | | | | | | |
| Krad(Si) | 0 | 3 | 4 | 5 | 10 | 12 | 15 | 30 | 32 | 35 | 50 | 52 | 55 | 100 | 102 | 105 |
| LL | -1.000 | -1.000 | -1.000 | -1.000 | -1.000 | -1.000 | -1.000 | -1.000 | -1.000 | -1.000 | -1.000 | -1.000 | -1.000 | -1.000 | -1.000 | -1.000 |
| Min | 0.039 | 0.035 | 0.025 | 0.023 | 0.031 | 0.033 | 0.019 | 0.033 | 0.029 | 0.023 | 0.025 | 0.025 | 0.004 | 0.033 | 0.021 | 0.027 |
| Average | 0.042 | 0.037 | 0.040 | 0.042 | 0.043 | 0.035 | 0.034 | 0.038 | 0.036 | 0.040 | 0.035 | 0.028 | 0.029 | 0.036 | 0.027 | 0.032 |
| Max | 0.043 | 0.041 | 0.059 | 0.053 | 0.051 | 0.039 | 0.047 | 0.043 | 0.049 | 0.041 | 0.029 | 0.045 | 0.041 | 0.037 | 0.037 | 0.037 |
| UL | 1.000 | 1.000 | 1.000 | 1.000 | 1.000 | 1.000 | 1.000 | 1.000 | 1.000 | 1.000 | 1.000 | 1.000 | 1.000 | 1.000 | 1.000 | 1.000 |



IMPORTANT NOTICE AND DISCLAIMER

TI PROVIDES TECHNICAL AND RELIABILITY DATA (INCLUDING DATA SHEETS), DESIGN RESOURCES (INCLUDING REFERENCE DESIGNS), APPLICATION OR OTHER DESIGN ADVICE, WEB TOOLS, SAFETY INFORMATION, AND OTHER RESOURCES "AS IS" AND WITH ALL FAULTS, AND DISCLAIMS ALL WARRANTIES, EXPRESS AND IMPLIED, INCLUDING WITHOUT LIMITATION ANY IMPLIED WARRANTIES OF MERCHANTABILITY, FITNESS FOR A PARTICULAR PURPOSE OR NON-INFRINGEMENT OF THIRD PARTY INTELLECTUAL PROPERTY RIGHTS.

These resources are intended for skilled developers designing with TI products. You are solely responsible for (1) selecting the appropriate TI products for your application, (2) designing, validating and testing your application, and (3) ensuring your application meets applicable standards, and any other safety, security, regulatory or other requirements.

These resources are subject to change without notice. TI grants you permission to use these resources only for development of an application that uses the TI products described in the resource. Other reproduction and display of these resources is prohibited. No license is granted to any other TI intellectual property right or to any third party intellectual property right. TI disclaims responsibility for, and you will fully indemnify TI and its representatives against, any claims, damages, costs, losses, and liabilities arising out of your use of these resources.

TI's products are provided subject to [TI's Terms of Sale](#) or other applicable terms available either on [ti.com](https://www.ti.com) or provided in conjunction with such TI products. TI's provision of these resources does not expand or otherwise alter TI's applicable warranties or warranty disclaimers for TI products.

TI objects to and rejects any additional or different terms you may have proposed.

Mailing Address: Texas Instruments, Post Office Box 655303, Dallas, Texas 75265
Copyright © 2023, Texas Instruments Incorporated