

PTP PHY 1 can be configured as IEP module Pins or as GPIO Pins. The purpose of these Pin header is the internal and external PTP connection for PHY 1.  
 ICSSG module: SYNC OUT IEP0 ICSSG1/  
 LATCH IN IEP0 ICSSG1  
 CPSW module: external or GPIO 19 and GPIO 20

J35 PTP PHY 1  
 LATCH IN IEP0 ICSSG1  
 TSW-103-07-G-S  
 J35\_1 PTP PHY 1  
 TSW-101-07-G-S  
 SYNC OUT IEP0 ICSSG1 R351\_0

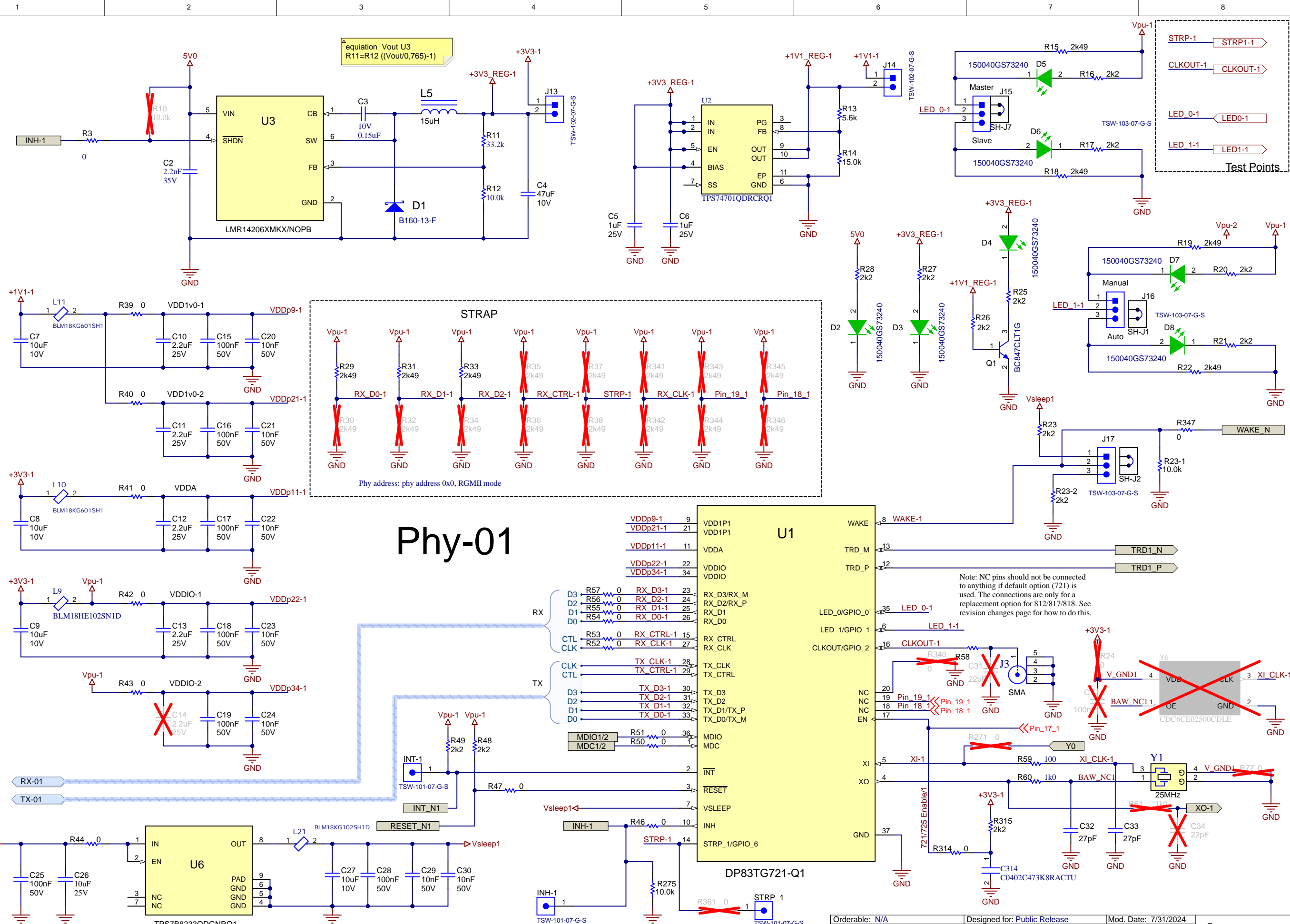
J36 PTP PHY 2  
 SYNC OUT IEP1  
 TSW-103-07-G-S  
 J63\_1 PTP PHY 2  
 TSW-101-07-G-S  
 PTP PHY 2 can be configured as IEP module Pins or as GPIO Pins. The purpose of these Pin header is the internal and external PTP connection for PHY 1.  
 ICSSG module: SYNC OUT IEP0 ICSSG1/  
 LATCH IN IEP1 ICSSG1  
 CPSW module: external or GPIO00 39 and GPIO00 40

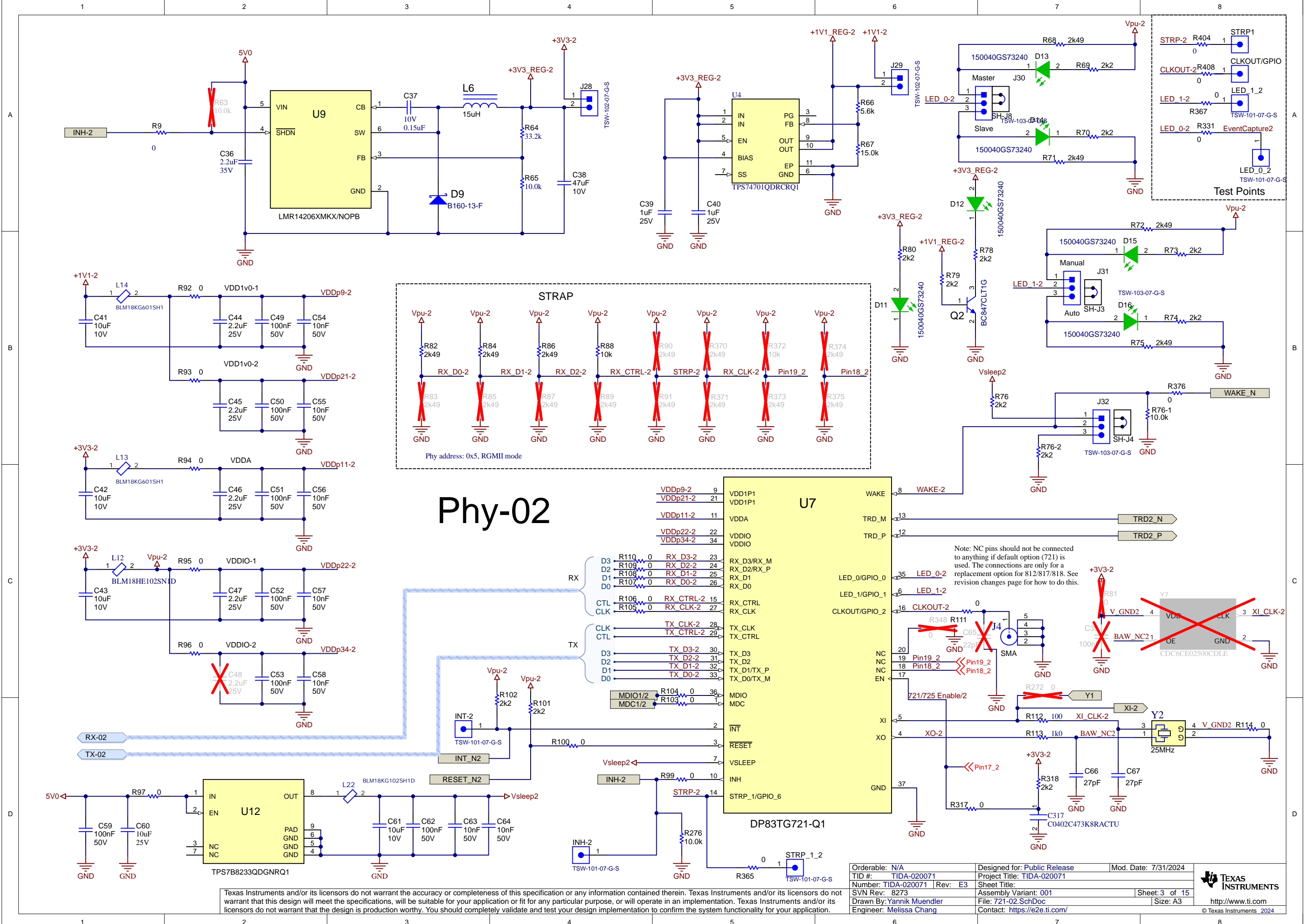
Orderable: N/A	Designed for: Public Release	Mod. Date: 7/31/2024
TID #: TIDA-020071	Project Title: TIDA-020071	
Number: TIDA-020071   Rev: E3	Sheet Title:	
SVN Rev: 8273	Assembly Variant: 001	Sheet: 1 of 15
Drawn By: Yannik Muendler	File: Connector.SchDoc	Size: A3
Engineer: Melissa Chang	Contact: <a href="https://e2e.ti.com/">https://e2e.ti.com/</a>	

Texas Instruments and/or its licensors do not warrant the accuracy or completeness of this specification or any information contained therein. Texas Instruments and/or its licensors do not warrant that this design will meet the specifications, will be suitable for your application or fit for any particular purpose, or will operate in an implementation. Texas Instruments and/or its licensors do not warrant that the design is production worthy. You should completely validate and test your design implementation to confirm the system functionality for your application.



© Texas Instruments 2024



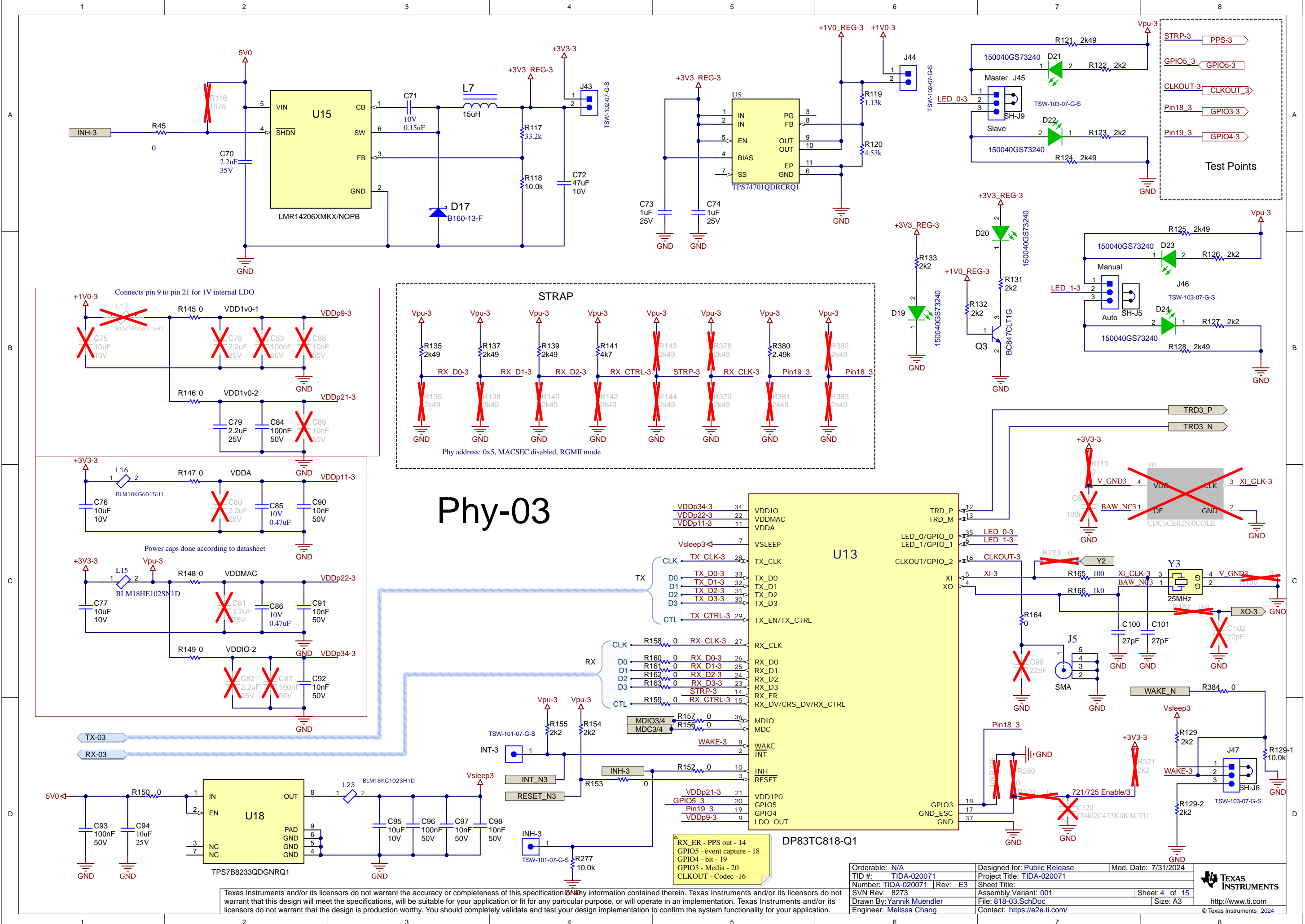


# Phy-02

Texas Instruments and/or its licensors do not warrant the accuracy or completeness of this specification or any information contained therein. Texas Instruments and/or its licensors do not warrant that this design will meet the specifications, will be suitable for your application or fit for any particular purpose, or will operate in an implementation. Texas Instruments and/or its licensors do not warrant that the design is production worthy. You should completely validate and test your design implementation to confirm the system functionality for your application.

Orderable: N/A	Designed for: Public Release	Mod. Date: 7/31/2024
TID #: TIDA-020071	Project Title: TIDA-020071	
Number: TIDA-020071   Rev: E3	Sheet Title:	
SVN Rev: 8273	Assembly Variant: 001	Sheet: 3 of 15
Drawn By: Yannik Muendler	File: 721-02_SchDoc	Size: A3
Engineer: Melissa Chang	Contact: <a href="https://e2e.ti.com/">https://e2e.ti.com/</a>	





# Phy-03

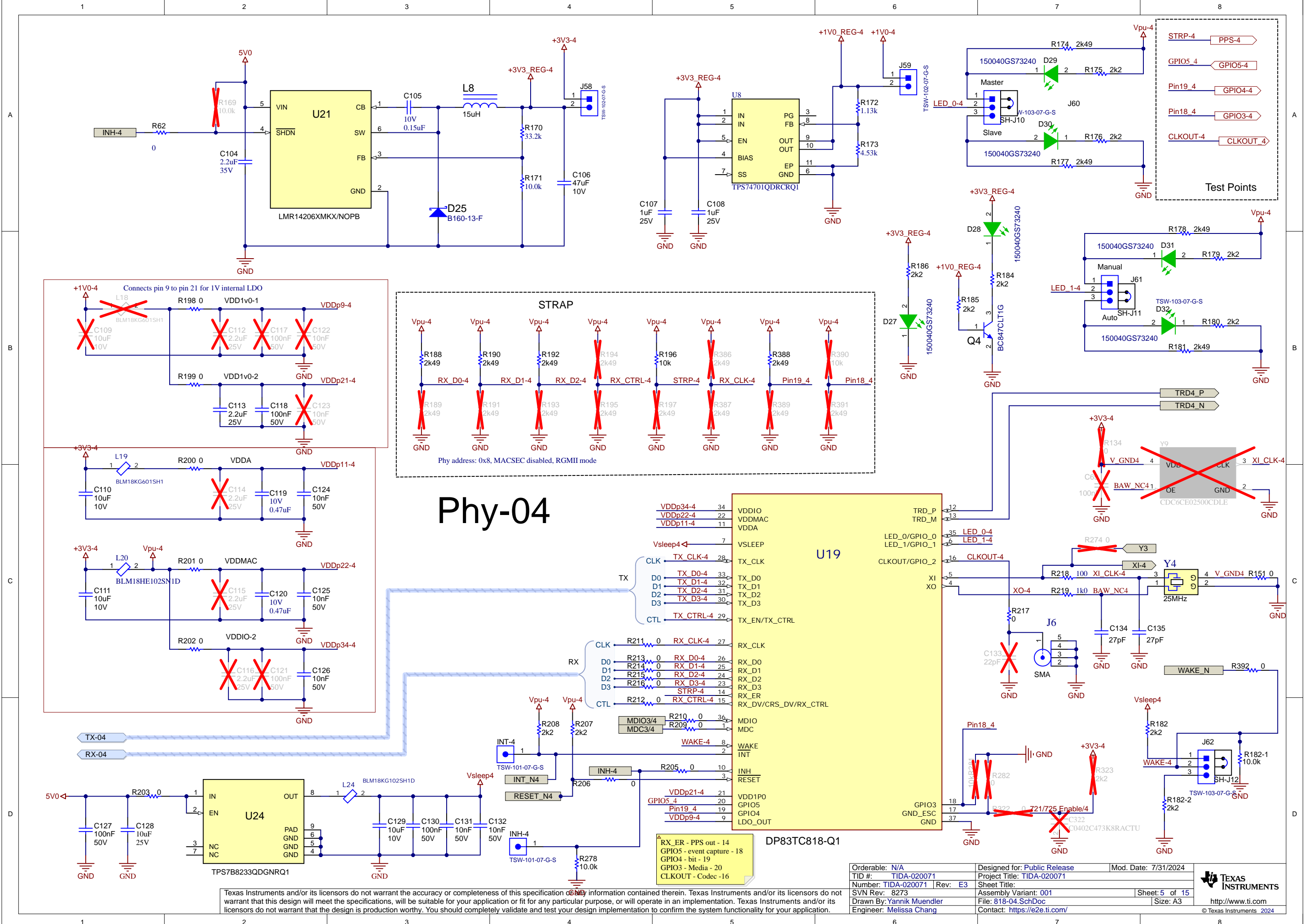
Texas Instruments and/or its licensors do not warrant the accuracy or completeness of this specification or the information contained therein. Texas Instruments and/or its licensors do not warrant that this design will meet the specifications, will be suitable for your application or fit for any particular purpose, or will operate in an implementation. Texas Instruments and/or its licensors do not warrant that the design is production worthy. You should completely validate and test your design implementation to confirm the system functionality for your application.

Orderable: N/A	Designed for: Public Release	Mod. Date: 7/31/2024
TID #: TIDA-020071	Project Title: TIDA-020071	
Number: TIDA-020071   Rev: E3	Sheet Title:	
SVN Rev: 8273	Assembly Variant: 001	Sheet: 4 of 15
Drawn By: Yannik Muendler	File: 818-03_SchDoc	Size: A3
Engineer: Melissa Chang	Contact: <a href="https://e2e.ti.com/">https://e2e.ti.com/</a>	



© Texas Instruments 2024





**STRAP**

Phy address: 0x8, MACSEC disabled, RGMII mode

R188	R190	R192	R194	R196	R386	R388	R390
Vpu-4	Vpu-4	Vpu-4	Vpu-4	Vpu-4	Vpu-4	Vpu-4	Vpu-4
R189	R191	R193	R195	R197	R387	R389	R391
GND	GND	GND	GND	GND	GND	GND	GND
RX_D0-4	RX_D1-4	RX_D2-4	RX_CTRL-4	STRP-4	RX_CLK-4	Pin19_4	Pin18_4

# Phy-04

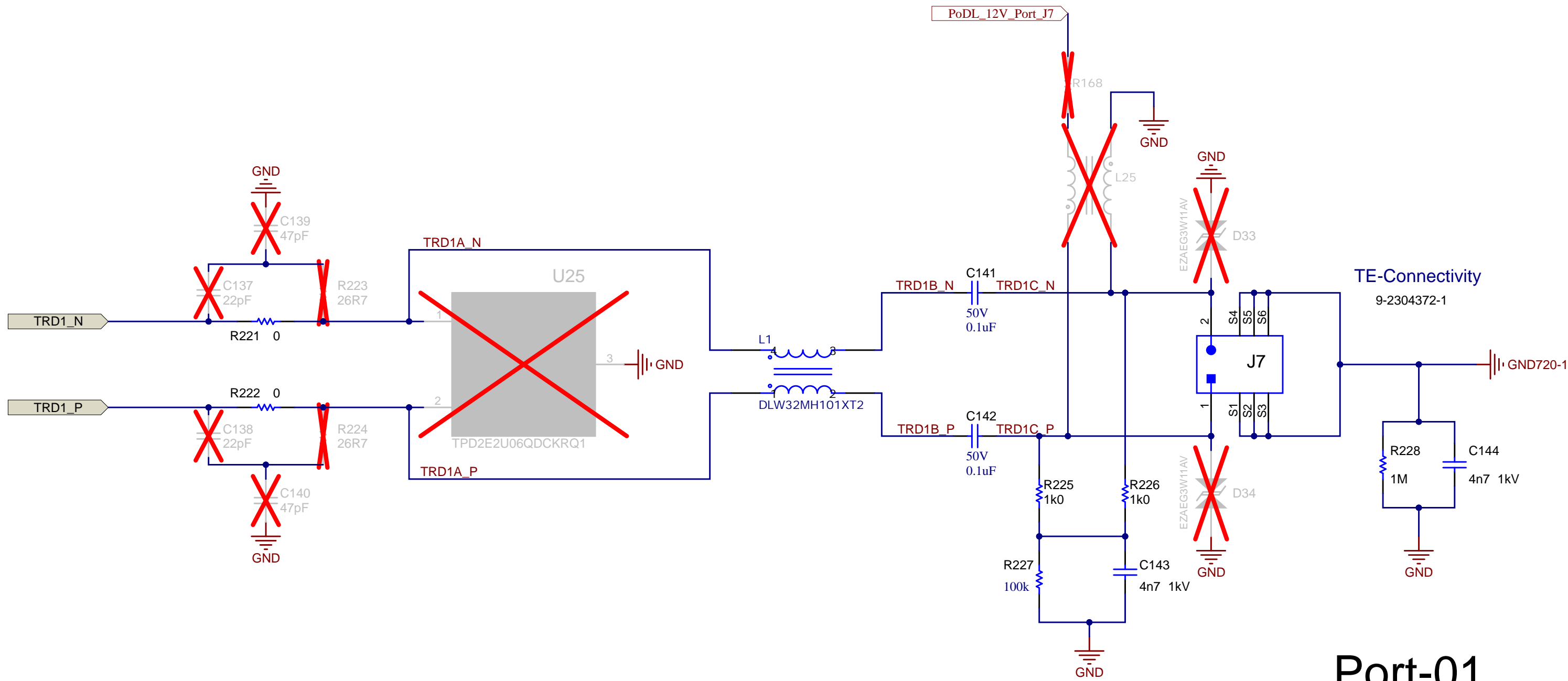
**U19**

VDDp34-4	34	VDDIO	TRD_P
VDDp22-4	22	VDDMAC	TRD_M
VDDp11-4	11	VDDA	
Vsleep4	7	VSLEEP	
CLK	TX_CLK-4	TX_CLK	LED_0/GPIO_0
D0	TX_D0-4	TX_D0	LED_1/GPIO_1
D1	TX_D1-4	TX_D1	
D2	TX_D2-4	TX_D2	
D3	TX_D3-4	TX_D3	
CTL	TX_CTRL-4	TX_EN/TX_CTRL	CLKOUT/GPIO_2
CLK	RX_CLK-4	RX_CLK	
D0	RX_D0-4	RX_D0	
D1	RX_D1-4	RX_D1	
D2	RX_D2-4	RX_D2	
D3	RX_D3-4	RX_D3	
CTL	RX_CTRL-4	RX_ER	
MDIO3/4	MDC3/4	MDIO	
WAKE4	WAKE	WAKE	
INT4	INT	INT	
INH4	INH	INH	
RESET_N4	RESET	RESET	
VDDp21-4	VDD1P0	VDD1P0	
GPIO5_4	GPIO5	GPIO5	
Pin19_4	GPIO5	GPIO5	
GPIO4	GPIO4	GPIO4	
VDDp9-4	LDO_OUT	LDO_OUT	

**DP83TC818-Q1**

- RX\_ER - PPS out - 14
- GPIO5 - event capture - 18
- GPIO4 - bit - 19
- GPIO3 - Media - 20
- CLKOUT - Codec - 16

Texas Instruments and/or its licensors do not warrant the accuracy or completeness of this specification or the information contained therein. Texas Instruments and/or its licensors do not warrant that this design will meet the specifications, will be suitable for your application or fit for any particular purpose, or will operate in an implementation. Texas Instruments and/or its licensors do not warrant that the design is production worthy. You should completely validate and test your design implementation to confirm the system functionality for your application.

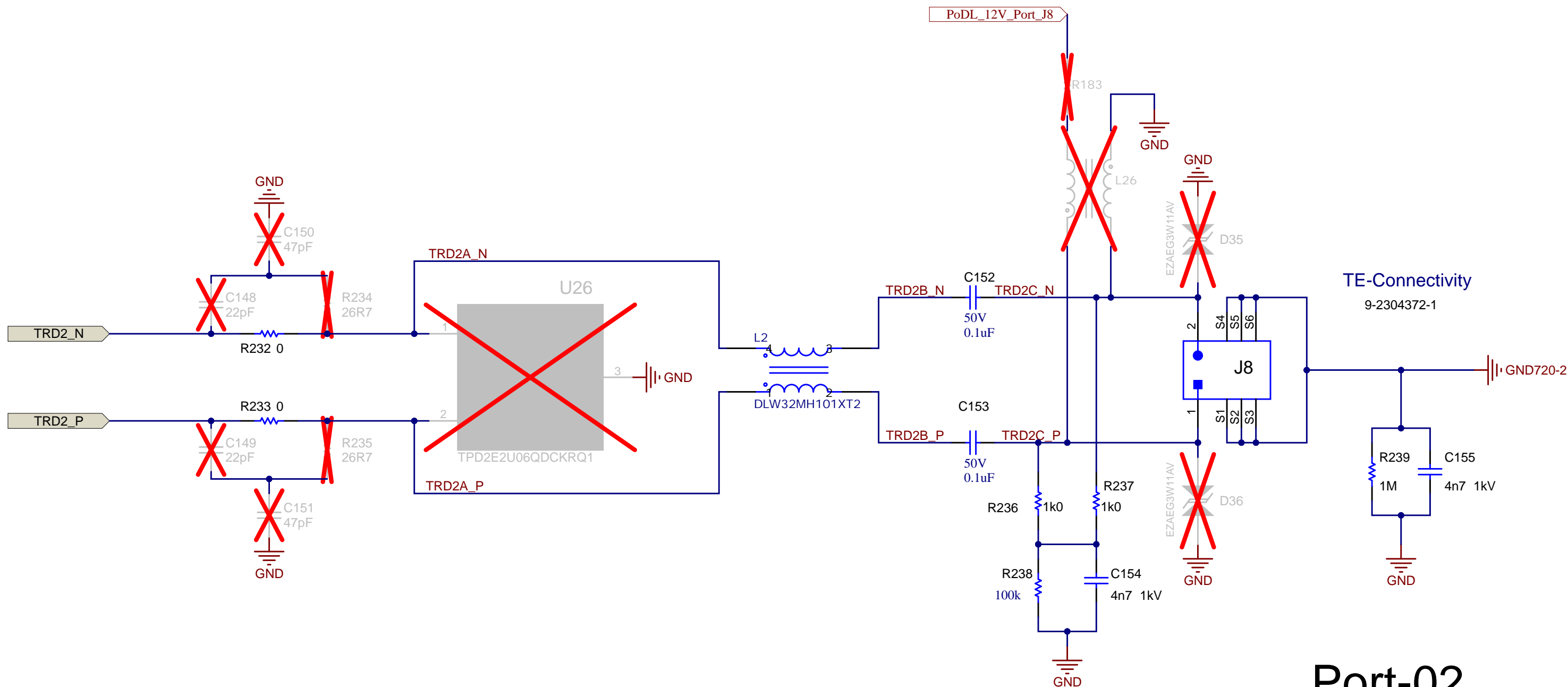


# Port-01

Texas Instruments and/or its licensors do not warrant the accuracy or completeness of this specification or any information contained therein. Texas Instruments and/or its licensors do not warrant that this design will meet the specifications, will be suitable for your application or fit for any particular purpose, or will operate in an implementation. Texas Instruments and/or its licensors do not warrant that the design is production worthy. You should completely validate and test your design implementation to confirm the system functionality for your application.

Orderable: N/A	Designed for: Public Release	Mod. Date: 7/31/2024
TID #: TIDA-020071	Project Title: TIDA-020071	
Number: TIDA-020071	Rev: E3	Sheet Title:
SVN Rev: 8273	Assembly Variant: 001	Sheet: 6 of 15
Drawn By: Yannik Muendler	File: Conn-Rb-01.SchDoc	Size: A4
Engineer: Melissa Chang	Contact: <a href="https://e2e.ti.com/">https://e2e.ti.com/</a>	



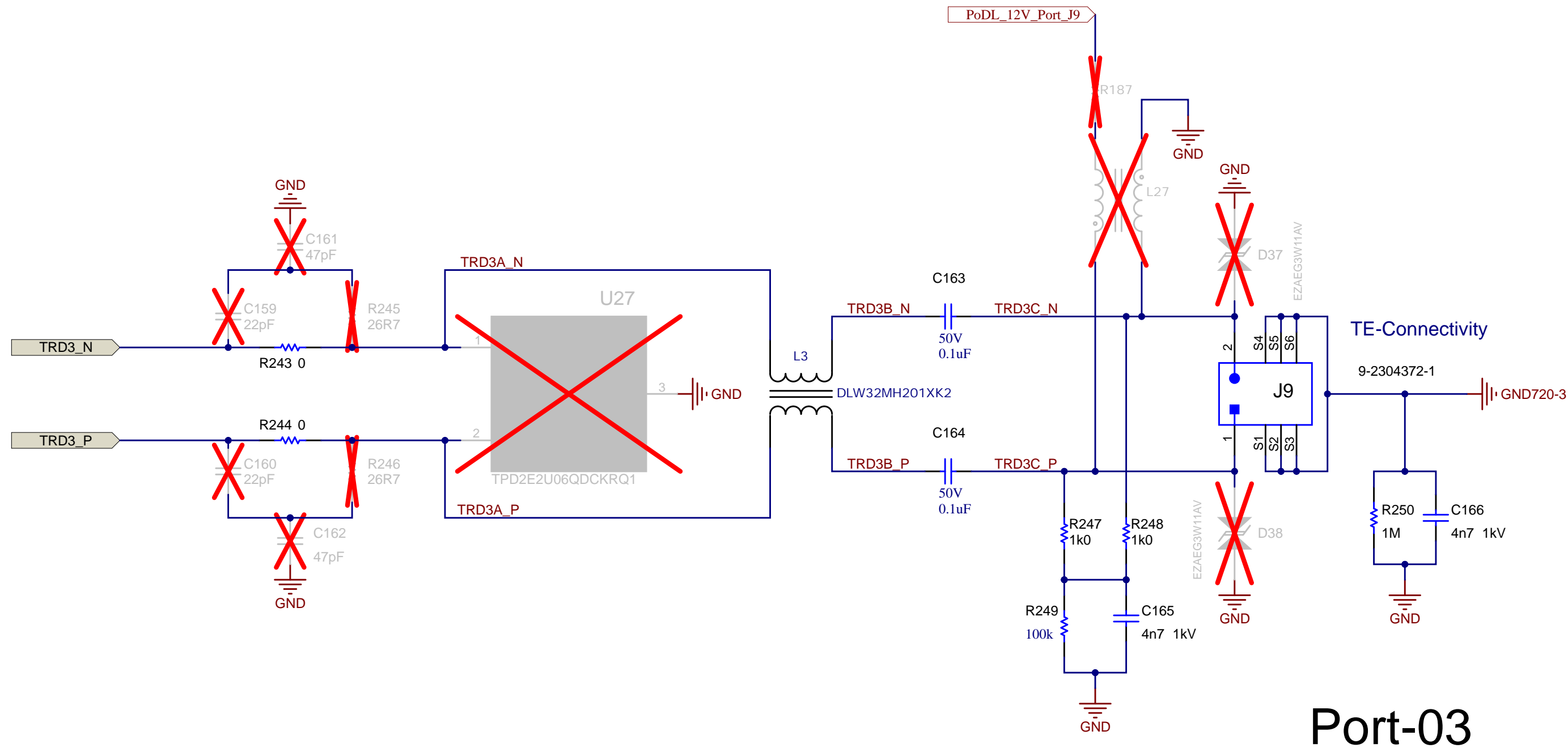


# Port-02

Texas Instruments and/or its licensors do not warrant the accuracy or completeness of this specification or any information contained therein. Texas Instruments and/or its licensors do not warrant that this design will meet the specifications, will be suitable for your application or fit for any particular purpose, or will operate in an implementation. Texas Instruments and/or its licensors do not warrant that the design is production worthy. You should completely validate and test your design implementation to confirm the system functionality for your application.

Orderable: N/A	Designed for: Public Release	Mod. Date: 7/31/2024
TID #: TIDA-020071	Project Title: TIDA-020071	
Number: TIDA-020071	Rev: E3	Sheet Title:
SVN Rev: 8273	Assembly Variant: 001	Sheet: 7 of 15
Drawn By: Yannik Muendler	File: Conn-Rb-02.SchDoc	Size: A4
Engineer: Melissa Chang	Contact: <a href="https://e2e.ti.com/">https://e2e.ti.com/</a>	





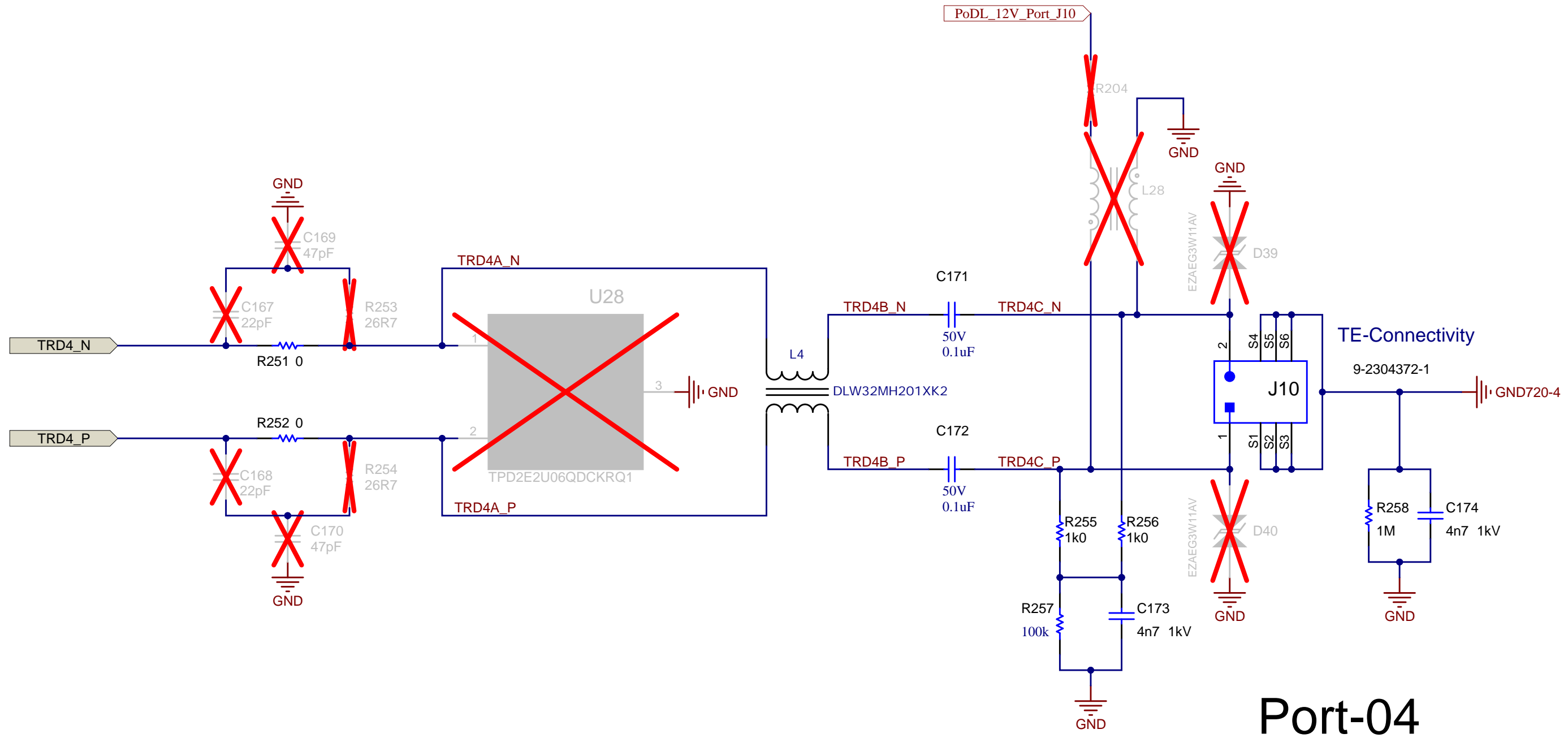
# Port-03

Texas Instruments and/or its licensors do not warrant the accuracy or completeness of this specification or any information contained therein. Texas Instruments and/or its licensors do not warrant that this design will meet the specifications, will be suitable for your application or fit for any particular purpose, or will operate in an implementation. Texas Instruments and/or its licensors do not warrant that the design is production worthy. You should completely validate and test your design implementation to confirm the system functionality for your application.

Orderable: N/A	Designed for: Public Release	Mod. Date: 7/31/2024
TID #: TIDA-020071	Project Title: TIDA-020071	
Number: TIDA-020071	Rev: E3	Sheet Title:
SVN Rev: 8273	Assembly Variant: 001	Sheet: 8 of 15
Drawn By: Yannik Muendler	File: Conn-TE-01.SchDoc	Size: A4
Engineer: Melissa Chang	Contact: <a href="https://e2e.ti.com/">https://e2e.ti.com/</a>	





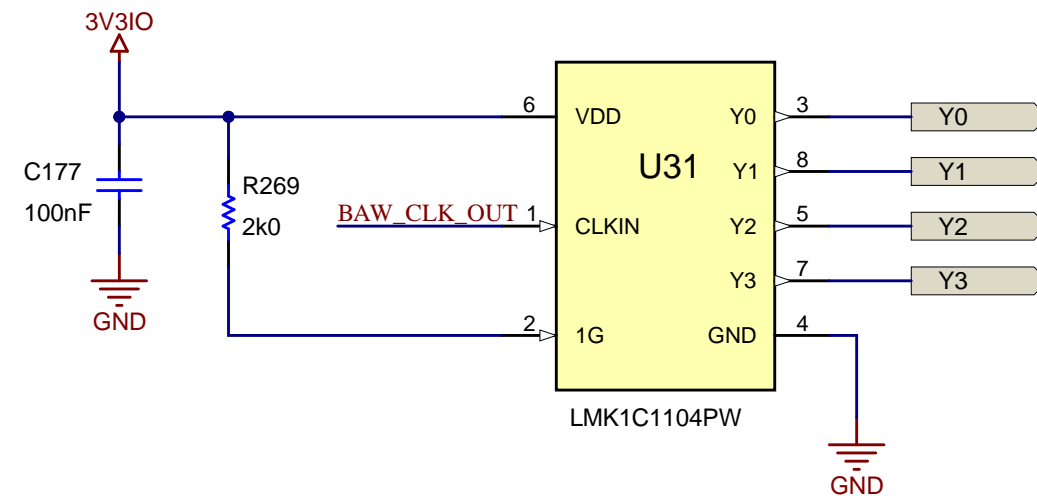
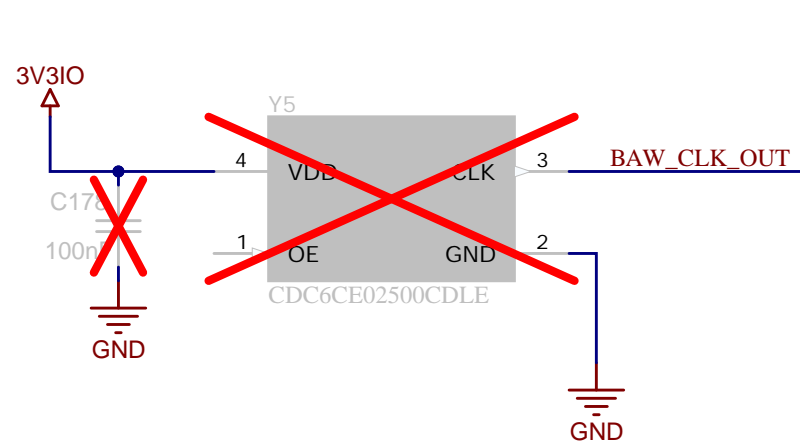


# Port-04

Orderable: N/A	Designed for: Public Release	Mod. Date: 7/31/2024
TID #: TIDA-020071	Project Title: TIDA-020071	
Number: TIDA-020071	Rev: E3	Sheet Title:
SVN Rev: 8273	Assembly Variant: 001	Sheet: 9 of 15
Drawn By: Yannik Muendler	File: Conn-TE-02.SchDoc	Size: A4
Engineer: Melissa Chang	Contact: <a href="https://e2e.ti.com/">https://e2e.ti.com/</a>	

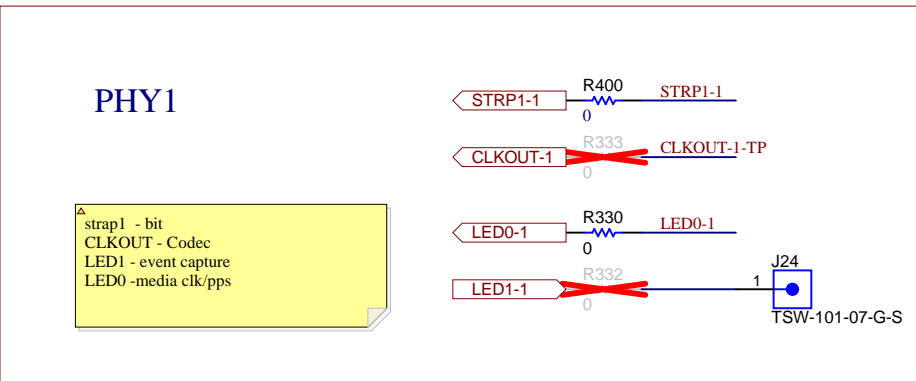
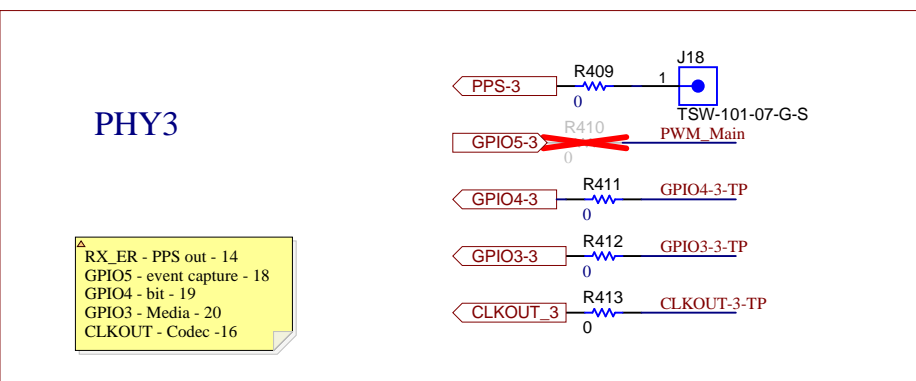
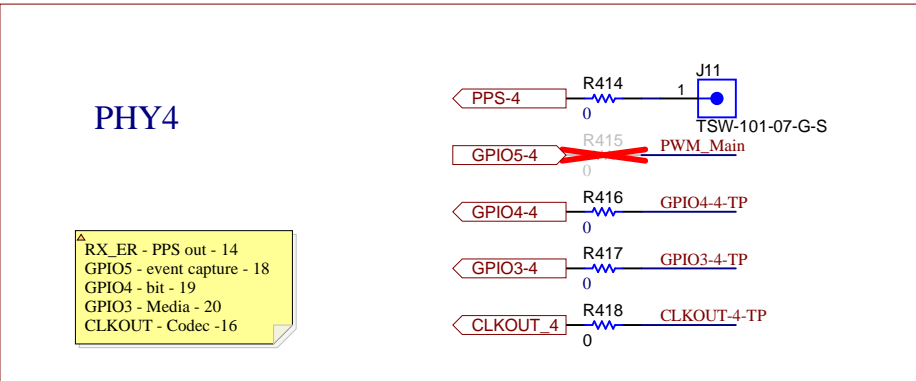
Texas Instruments and/or its licensors do not warrant the accuracy or completeness of this specification or any information contained therein. Texas Instruments and/or its licensors do not warrant that this design will meet the specifications, will be suitable for your application or fit for any particular purpose, or will operate in an implementation. Texas Instruments and/or its licensors do not warrant that the design is production worthy. You should completely validate and test your design implementation to confirm the system functionality for your application.

# CLOCK

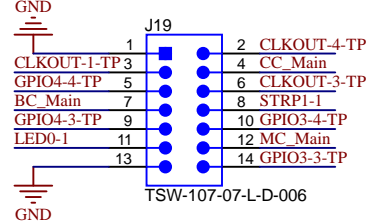
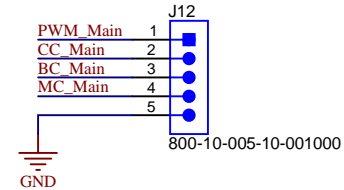


Texas Instruments and/or its licensors do not warrant the accuracy or completeness of this specification or any information contained therein. Texas Instruments and/or its licensors do not warrant that this design will meet the specifications, will be suitable for your application or fit for any particular purpose, or will operate in an implementation. Texas Instruments and/or its licensors do not warrant that the design is production worthy. You should completely validate and test your design implementation to confirm the system functionality for your application.

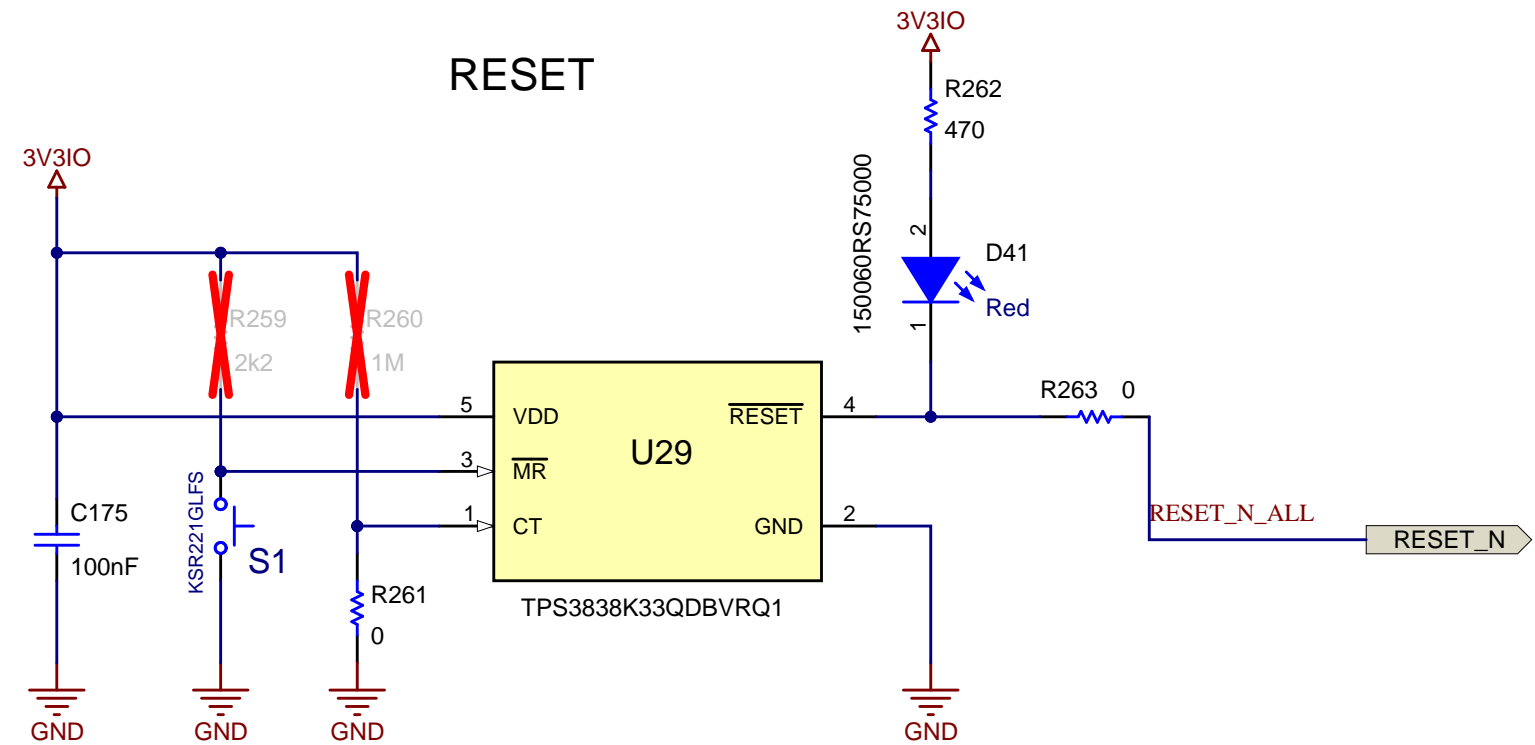
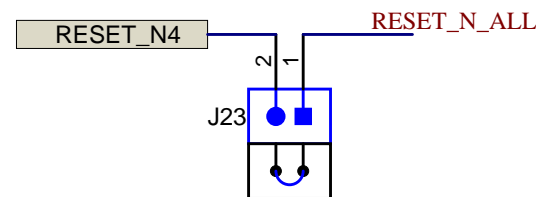
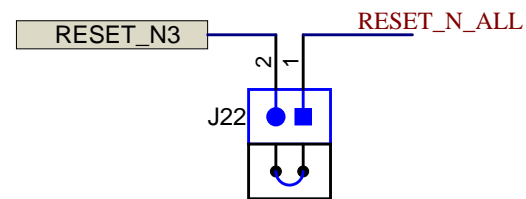
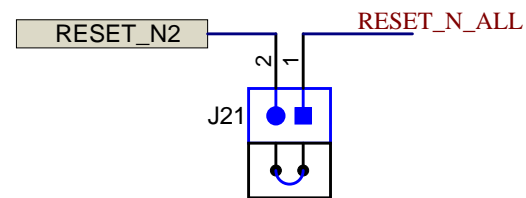
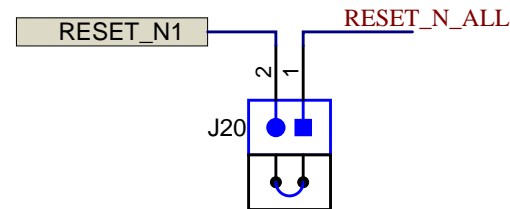
Orderable: N/A	Designed for: Public Release	Mod. Date: 7/31/2024
TID #: TIDA-020071	Project Title: TIDA-020071	
Number: TIDA-020071	Rev: E3	Sheet Title:
SVN Rev: 8273	Assembly Variant: 001	Sheet: 10 of 15
Drawn By: Yannik Muendler	File: CLOCK.SchDoc	Size: A4
Engineer: Melissa Chang	Contact: <a href="https://e2e.ti.com/">https://e2e.ti.com/</a>	



### Main Connections



Texas Instruments and/or its licensors do not warrant the accuracy or completeness of this specification or any information contained therein. Texas Instruments and/or its licensors do not warrant that this design will meet the specifications, will be suitable for your application or fit for any particular purpose, or will operate in an implementation. Texas Instruments and/or its licensors do not warrant that the design is production worthy. You should completely validate and test your design implementation to confirm the system functionality for your application.



Texas Instruments and/or its licensors do not warrant the accuracy or completeness of this specification or any information contained therein. Texas Instruments and/or its licensors do not warrant that this design will meet the specifications, will be suitable for your application or fit for any particular purpose, or will operate in an implementation. Texas Instruments and/or its licensors do not warrant that the design is production worthy. You should completely validate and test your design implementation to confirm the system functionality for your application.

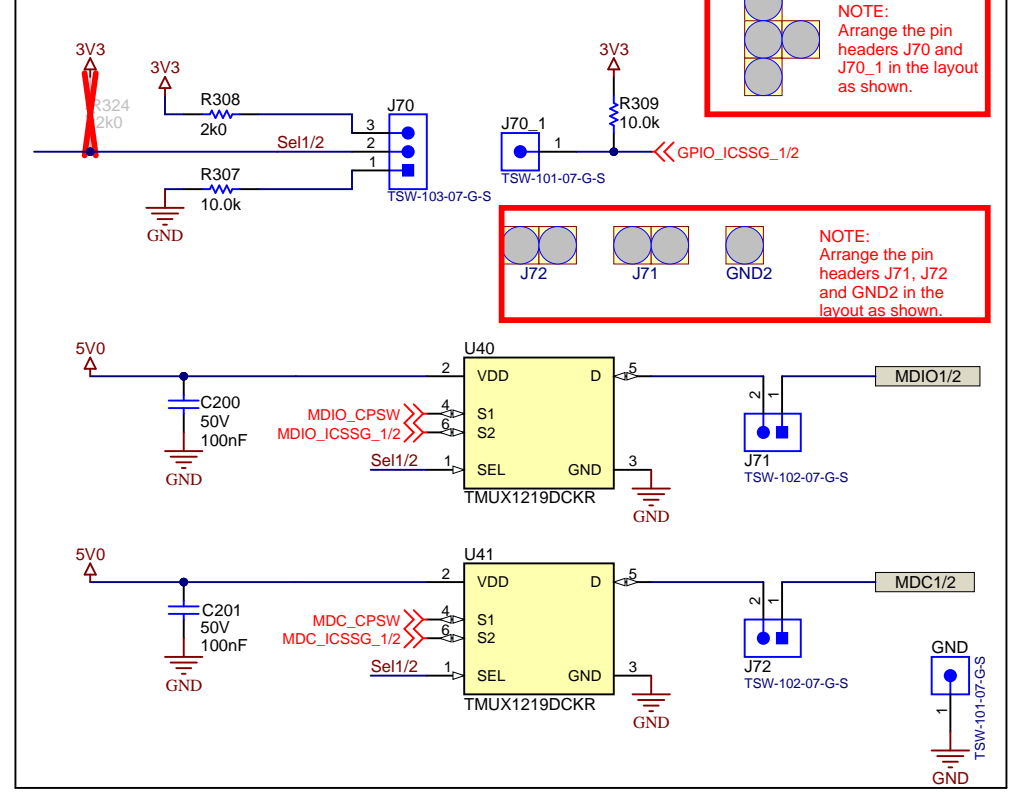
Orderable: N/A	Designed for: Public Release	Mod. Date: 7/31/2024
TID #: TIDA-020071	Project Title: TIDA-020071	
Number: TIDA-020071	Rev: E3	Sheet Title:
SVN Rev: 8273	Assembly Variant: 001	Sheet: 12 of 15
Drawn By: Yannik Muendler	File: Reset.SchDoc	Size: A4
Engineer: Melissa Chang	Contact: <a href="https://e2e.ti.com/">https://e2e.ti.com/</a>	



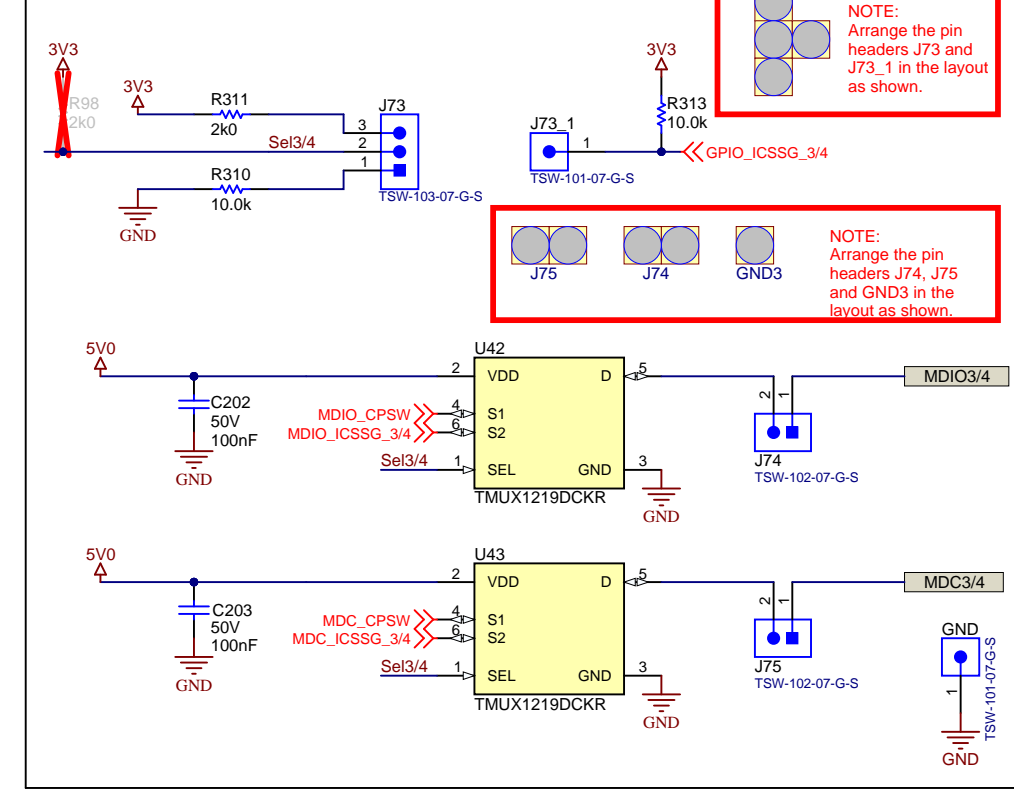
A

A

### MDIO for Port 1 and 2



### MDIO for Port 3 and 4



B

B

C

C

D

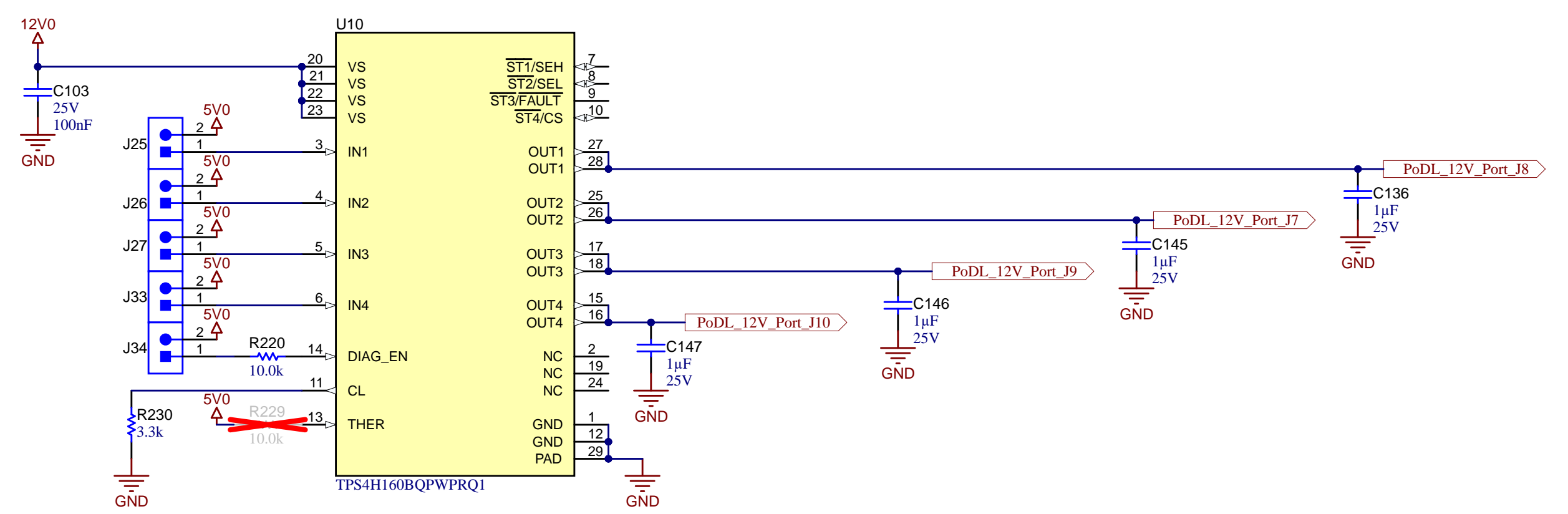
D

Texas Instruments and/or its licensors do not warrant the accuracy or completeness of this specification or any information contained therein. Texas Instruments and/or its licensors do not warrant that this design will meet the specifications, will be suitable for your application or fit for any particular purpose, or will operate in an implementation. Texas Instruments and/or its licensors do not warrant that the design is production worthy. You should completely validate and test your design implementation to confirm the system functionality for your application.

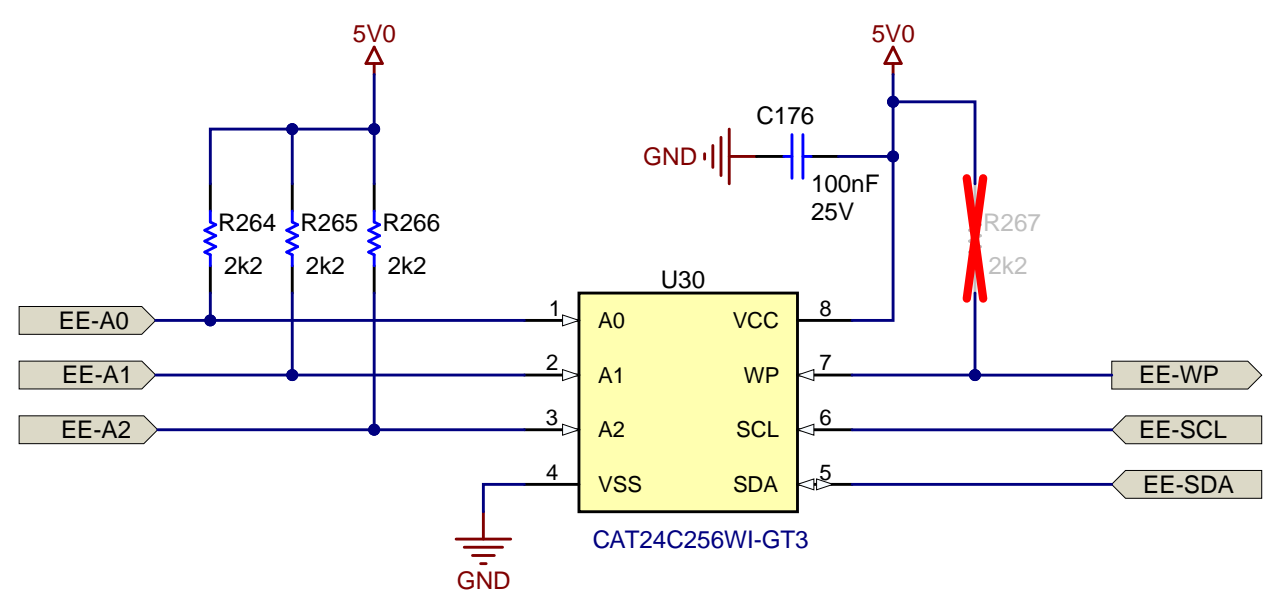
Orderable: N/A	Designed for: Public Release	Mod. Date: 7/31/2024
TID #: TIDA-020071	Project Title: TIDA-020071	
Number: TIDA-020071   Rev: E3	Sheet Title:	
SVN Rev: 8273	Assembly Variant: 001	Sheet: 13 of 15
Drawn By: Yannik Muendler	File: MDIO_MUX.SchDoc	Size: A3
Engineer: Melissa Chang	Contact: <a href="https://e2e.ti.com/">https://e2e.ti.com/</a>	







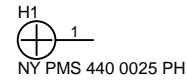
### BOARD ID EEPROM



Texas Instruments and/or its licensors do not warrant the accuracy or completeness of this specification or any information contained therein. Texas Instruments and/or its licensors do not warrant that this design will meet the specifications, will be suitable for your application or fit for any particular purpose, or will operate in an implementation. Texas Instruments and/or its licensors do not warrant that the design is production worthy. You should completely validate and test your design implementation to confirm the system functionality for your application.

Orderable: N/A	Designed for: Public Release	Mod. Date: 7/31/2024
TID #: TIDA-020071	Project Title: TIDA-020071	
Number: TIDA-020071	Rev: E3	Sheet Title:
SVN Rev: 8273	Assembly Variant: 001	Sheet: 15 of 15
Drawn By: Yannik Muendler	File: HSS and Memory_SchDoc	Size: A4
Engineer: Melissa Chang	Contact: <a href="https://e2e.ti.com/">https://e2e.ti.com/</a>	





H1  
NY PMS 440 0025 PH



H3  
NY PMS 440 0025 PH



H5  
1902C



H7  
1902C



FID1



FID2



FID3



FID4



FID5



FID6

PCB Number: TIDA-020071  
PCB Rev: E3

PCB  
LOGO  
Texas Instruments



PCB  
LOGO  
FCC disclaimer

PCB  
LOGO  
WEEE logo

PCB  
LOGO  
Pb-Free Symbol

Variant/Label Table

001	Default variant

LBL1  
PCB Label

THT-14-423-10  
Size: 0.65" x 0.20 "

ZZ1  
Label Assembly Note

This Assembly Note is for PCB labels only

ZZ2  
Assembly Note

These assemblies are ESD sensitive, ESD precautions shall be observed.

ZZ3  
Assembly Note

These assemblies must be clean and free from flux and all contaminants. Use of no clean flux is not acceptable.

ZZ4  
Assembly Note

These assemblies must comply with workmanship standards IPC-A-610 Class 2, unless otherwise specified.

Orderable: N/A	Designed for: Public Release	Mod. Date: 7/31/2024
TID #: TIDA-020071	Project Title: TIDA-020071	
Number: TIDA-020071   Rev: E3	Sheet Title:	
SVN Rev: 8273	Assembly Variant: 001	Sheet: 15 of 15
Drawn By: Yannik Muendler	File: Hardware.SchDoc	Size: B
Engineer: Melissa Chang	Contact: <a href="https://e2e.ti.com/">https://e2e.ti.com/</a>	

Texas Instruments and/or its licensors do not warrant the accuracy or completeness of this specification or any information contained therein. Texas Instruments and/or its licensors do not warrant that this design will meet the specifications, will be suitable for your application or fit for any particular purpose, or will operate in an implementation. Texas Instruments and/or its licensors do not warrant that the design is production worthy. You should completely validate and test your design implementation to confirm the system functionality for your application.



© Texas Instruments 2024

## IMPORTANT NOTICE AND DISCLAIMER

TI PROVIDES TECHNICAL AND RELIABILITY DATA (INCLUDING DATA SHEETS), DESIGN RESOURCES (INCLUDING REFERENCE DESIGNS), APPLICATION OR OTHER DESIGN ADVICE, WEB TOOLS, SAFETY INFORMATION, AND OTHER RESOURCES "AS IS" AND WITH ALL FAULTS, AND DISCLAIMS ALL WARRANTIES, EXPRESS AND IMPLIED, INCLUDING WITHOUT LIMITATION ANY IMPLIED WARRANTIES OF MERCHANTABILITY, FITNESS FOR A PARTICULAR PURPOSE OR NON-INFRINGEMENT OF THIRD PARTY INTELLECTUAL PROPERTY RIGHTS.

These resources are intended for skilled developers designing with TI products. You are solely responsible for (1) selecting the appropriate TI products for your application, (2) designing, validating and testing your application, and (3) ensuring your application meets applicable standards, and any other safety, security, regulatory or other requirements.

These resources are subject to change without notice. TI grants you permission to use these resources only for development of an application that uses the TI products described in the resource. Other reproduction and display of these resources is prohibited. No license is granted to any other TI intellectual property right or to any third party intellectual property right. TI disclaims responsibility for, and you will fully indemnify TI and its representatives against, any claims, damages, costs, losses, and liabilities arising out of your use of these resources.

TI's products are provided subject to [TI's Terms of Sale](#) or other applicable terms available either on [ti.com](https://www.ti.com) or provided in conjunction with such TI products. TI's provision of these resources does not expand or otherwise alter TI's applicable warranties or warranty disclaimers for TI products.

TI objects to and rejects any additional or different terms you may have proposed.

Mailing Address: Texas Instruments, Post Office Box 655303, Dallas, Texas 75265  
Copyright © 2024, Texas Instruments Incorporated