



Table of Contents

1 Device Information	2
1.1 Product Description.....	2
1.2 Device Details.....	2
2 Total Dose Test Setup	3
2.1 Test Overview.....	3
2.2 Test Description and Facilities.....	3
2.3 Test Setup Details.....	3
2.4 Test Configuration and Condition.....	4
3 TID Characterization Test Results	5
3.1 TID Characterization Summary Results.....	5
3.2 TPS7H2201-QMLP Data Sheet Electrical Parameters.....	5
4 Applicable and Reference Documents	8
4.1 Applicable Documents.....	8
4.2 Reference Documents.....	8
A Appendix: HDR TID Report Data	9

List of Figures

Figure 1-1. Device Used in Exposure (Front).....	2
Figure 1-2. Device Used in Exposure (Back).....	2
Figure 2-1. Bias Diagram Used in TID Exposure.....	3

List of Tables

Table 1-1. Device and Exposure Details.....	2
Table 2-1. Biased Source Configuration.....	3
Table 2-2. HDR Biased Device Information.....	4
Table 2-3. HDR Unbiased Device Information.....	4

Trademarks

All trademarks are the property of their respective owners.

1 Device Information

1.1 Product Description

The TPS7H2201 is a single channel eFuse that provides configurable rise time to minimize inrush current and reverse current protection. The device contains a P-channel MOSFET that can operate over an input voltage range of 1.5 V to 7 V and can support a maximum continuous current of 6 A. The switch is controlled by an on and off input (EN), which can interface directly with low-voltage control signals. The TPS7H2201 is available in a ceramic and plastic package with integrated thermal pad allowing for high power dissipation. The device is characterized for operation over the free-air temperature range of -55°C to 125°C .

1.2 Device Details

Table 1-1 lists the device information used in the TID HDR characterization.

Table 1-1. Device and Exposure Details

TID HDR Details: Up to 50 krad(Si)	
TI Device Number	TPS7H2201-QMLP (5962R1722002PYE)
Package	32 PIN HTSSOP (DAP)
Technology	Linear BiCMOS 7 (LBC7)
Die Lot Number	2178022
A/T Lot Number / Date Code	3412468/B35CN57K
Quantity Tested	50 irradiated units
Lot Accept/Reject	All levels tested and passed up to 100 krad(Si)
HDR Radiation Facility	DCLAB - Texas Instruments, Dallas, TX
HDR Dose Level	3 krad(Si), 10 krad(Si), 30 krad(Si), 50 krad(Si) and 100 krad (Si)
HDR Dose Rate	200 rad/s
HDR Radiation Source	Gammacell 220 Excel (GC-220E) Co-60
Irradiation Temperature	Ambient, room temperature




Figure 1-1. Device Used in Exposure (Front)




Figure 1-2. Device Used in Exposure (Back)

2 Total Dose Test Setup

2.1 Test Overview

The TPS7H2201-QMLP was tested according to MIL-STD-883, Test Method 1019.9. For this testing, Condition A was used. For Condition A, the product was irradiated up to target radiation level and then put through full electrical parametric testing on the production Automated Test Equipment (ATE). All devices were fully functional, and passed all electrical parametric tests with the readings within the data-sheet electrical specification limits.

2.2 Test Description and Facilities

The TPS7H2201-QMLP HDR exposure was performed on biased and unbiased devices in a Co-60 gamma cell at TI facility in Dallas CLAB (DCLAB), Texas. The unattenuated dose rate of this cell is 200 rads(Si)/s. After exposure, the devices were packed in dry ice (per MIL-STD-883 Method 1019.9 section 3.10) and brought to Junkins lab in TI Dallas for full post-radiation electrical evaluation using Texas Instruments ATE. ATE test limits are set per data sheet electrical limits based on preliminary qualification and characterization data. Post-radiation measurements were taken within 30 minutes of removing the devices from the dry ice container. The devices were allowed to reach room temperature prior to electrical post-radiation measurements.

2.3 Test Setup Details

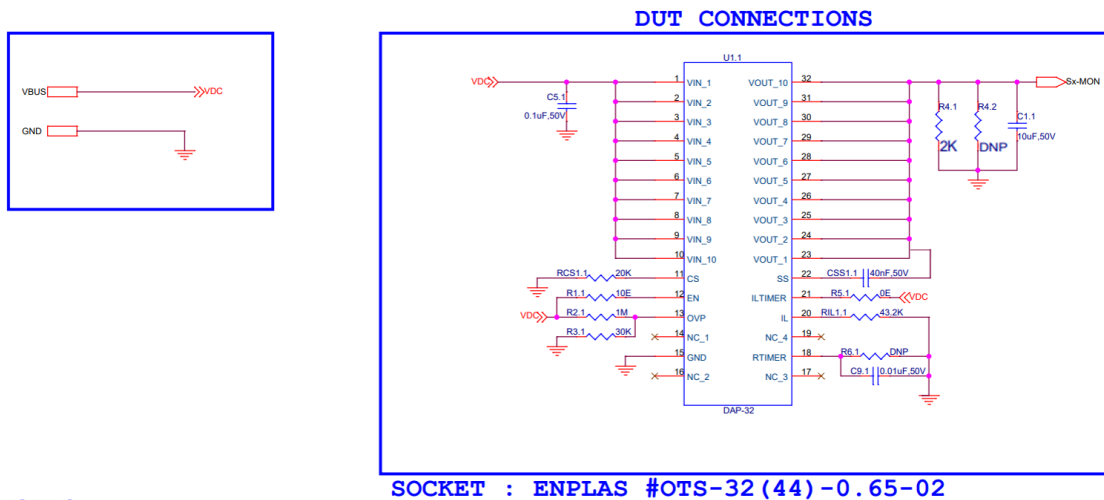
The devices under HDR exposure were tested in both biased and unbiased conditions described as follows.

2.3.1 Unbiased

For the unbiased HDR conditions, the exposure was performed with all pins grounded.

2.3.2 Biased

The TPS7H2201-QMLP biased exposure was performed with a 7-V bias on the Vin and Enable pins. [Figure 2-1](#) shows the biased diagram that was used for HDR exposure.



NOTES :

(1) VBUS = VDC = 7.0V DC

Edge #6645989A
ECN #2203377

Sequence = VDC. Bulk capacitors added to all PS.

Figure 2-1. Bias Diagram Used in TID Exposure

Table 2-1. Biased Source Configuration

VDC (V)	VDC (mA/device)
7	6

2.4 Test Configuration and Condition

HDR devices were stressed at 3 krad(Si), 10 krad(Si), 30 krad(Si), 50 krad (Si) and 100krad(Si) for biased and unbiased conditions.

Table 2-2. HDR Biased Device Information

Total Samples: 25				
Exposure Levels				
3 krad(Si)	10 krad(Si)	30 krad(Si)	50 krad(Si)	100 krad(Si)
1, 2, 3, 4, 5	11, 12, 13, 14, 15	21, 22, 23, 24, 25	31, 32, 33, 34, 35	41, 42, 43, 44, 45

Table 2-3. HDR Unbiased Device Information

Total Samples: 25				
Exposure Levels				
3 krad(Si)	10 krad(Si)	30 krad(Si)	50 krad(Si)	100 krad(Si)
6, 7, 8, 9, 10	16, 17, 18, 19, 20	26, 27, 28, 29, 30	36, 37, 38, 39, 40	46, 47, 48, 49, 50

3 TID Characterization Test Results

3.1 TID Characterization Summary Results

The parametric data for the TPS7H2201-QMLP passes up to 100-krad(Si) HDR TID irradiation. The drifts of the electrical parameters through HDR were within the data sheet limits.

Overall, the TPS7H2201-QMLP showed a strong degree of hardness to HDR TID irradiation up to 100 krad(Si) for both biased and unbiased exposure conditions. The measurements taken post-irradiation for each sample set showed a marginal shift for most parameters at each dose level for both biased and unbiased. The parameters that did show a greater degree of change between pre- and post-irradiation were still within the electrical performance characteristics specified in the data sheet electrical parameters. See [Section 3.2](#) for parameters and associated tests.

See [Appendix A](#) for HDR report up to 100 krad(Si).

3.2 TPS7H2201-QMLP Data Sheet Electrical Parameters

Parameter	Test Conditions	MIN	TYP	MAX	Unit	Specification ID	Test Number
POWER SUPPLIES AND CURRENTS							
V _{INHUVLO}			1.32		V	VIN_UVLO_Rising	5.0
V _{INLUVLO}			1.23		V	VIN_UVLO_Falling	5.1
HYST _{VIN-UVLO}			92		mV	VIN_Hysteresis	5.2
I _Q	IOUT = 0 mA, VIN = EN = 5 V, CS resistor of 20 kΩ to GND, IOUT = 0 mA, VIN = EN = 5 V, CS resistor of 20 kΩ to GND		2.4	6.5	mA	IQ_VIN_5V	3.6
I _F	EN = VOUT = GND, measured VOUT current, 1.5 V ≤ VIN ≤ 7 V			250	μA		
I _F	EN = VOUT = GND, measured VOUT current, VIN = 1.5 V		3.27		μA	FORWARD_LEAKAGE	4.1, 4.3, 4.5, 4.7, 4.9
I _F	EN = VOUT = GND, measured VOUT current, VIN = 1.8 V		3.35		μA	FORWARD_LEAKAGE_VIN_1p5V	4.1
I _F	EN = VOUT = GND, measured VOUT current, VIN = 3.3 V		3.62		μA	FORWARD_LEAKAGE_VIN_3p3V	4.5
I _F	EN = VOUT = GND, measured VOUT current, VIN = 5 V		4.11		μA		
I _F	EN = VOUT = GND, measured VOUT current, VIN = 7 V		6.82		μA	FORWARD_LEAKAGE_VIN_5V	4.5
I _{SD VIN}	EN = GND, IOUT = 0 mA, measured VIN current, VIN = 5 V		0.4	3	mA	ISD_VIN_5V	4.6
I _{SD VIN}	EN = GND, IOUT = 0 mA, measured VIN current, VIN = 3.3 V		0.3	3	mA	ISD_VIN_3p3V	4.4
I _{SD VIN}	EN = GND, IOUT = 0 mA, measured VIN current, VIN = 1.8 V		0.2	3	mA	ISD_VIN_1p8V	4.2
I _{SD VIN}	EN = GND, IOUT = 0 mA, measured VIN current, VIN = 1.8, 3.3, and 5 V			3.1	mA	ISD_VIN_1p8V	4.2
I _{RCP}	EN = 0 V, VIN = 0 to 7 V, VOUT = 0 to 7 V for VOUT > VIN, EN = 0 V, VIN = 0 to 7 V, VOUT = 0 to 7 V for VOUT > VIN		0.45	20	mA	IRCP_EN_0V	3.1, 3.3, 3.5, 3.9
I _{RCP}	EN = 7 V, VIN = 0 V, VOUT = 0 to 7 V, EN = 7 V, VIN = 0 V, VOUT = 0 to 7 V		0.45	20	mA	IRCP_EN_7V	3.10, 22.16, 3.11, 22.18
SOFT START							
I _{SS}	1 V on SS pin, 1 V on SS pin		65	83	μA	SS_I_Charge	6.3, 6.7, 6.11, 6.15, 6.19
SR _{SS}	SS pin floating, COUT = 10 μF, SS pin floating, COUT = 10 μF		295		mV/μs	SS_Slew_Rate	
ENABLE AND UNDERVOLTAGE LOCKOUT (EN/UVLO) INPUT							
V _{IHEN}		0.56	0.61	0.65	V	EN_VTH_RISING	6.0, 6.4, 6.8, 6.12, 6.16

Parameter	Test Conditions	MIN	TYP	MAX	Unit	Specification ID	Test Number
V _{IEN}		0.47	0.51	0.55	V	EN_VTH_FALLING	6.1, 6.5, 6.9, 6.13, 6.17
HYST _{EN}			93	124	mV	EN_HYST	6.2, 6.6, 6.10, 6.14, 6.18
t _{LOW}	RTIMER = GND, IL = 1 A, IVOUT = 2 A	20			μs	EN_LOW_TIME	
VIN _{EN}		75%				VIN_EN_PERCENTAGE	
I _{EN}	EN = VIN = 5 V, EN = VIN = 5 V			12	nA	IEN_VIN_5V	
OVERVOLTAGE PROTECTION (OVP)							
V _{OVPR}		0.52	0.57	0.63	V	OVP_VTH_Rising	7.0, 7.3, 7.6, 7.9, 7.12
V _{OVPF}		0.5	0.55	0.59	V	OVP_VTH_Falling	7.1, 7.4, 7.7, 7.10, 7.13
HYST _{OVP}	1.6 V < VIN < 7 V, 1.6 V < VIN < 7 V		20	55	mV	OVP_HYST	7.2, 7.5, 7.8, 7.11, 7.14
I _{OVP}				15	nA	OVP_ILEAK	7.15, 7.16, 7.17, 7.18, 7.19
CURRENT LIMIT AND CURRENT SENSE							
t _{CSEN}	CSS = 120 nF, CSS = 120 nF			5	ms	CS_EN_TIME	13.0, 13.1
	Minimum VOUT current for valid CS output	750			mA	MIN_VOUT_CURR_CS	
VOUT current change to CS change delay time	0.5-A rising step, 100 mA/μs, 1.5 V ≤ VIN ≤ 7 V, 0.5-A rising step, 100 mA/μs, 1.5 V ≤ VIN ≤ 7 V		16	74	μs	IOUT_CS_DELAY_RISING	40.1, 40.3, 40.5, 40.7, 40.9
VOUT current change to CS change delay time	0.5-A falling step, 100 mA/μs, 1.5 V ≤ VIN ≤ 7 V, 0.5-A falling step, 100 mA/μs, 1.5 V ≤ VIN ≤ 7 V		16	73	μs	IOUT_CS_DELAY_FALLING	40.0, 40.2, 40.4, 40.6, 40.8
CS pin accuracy	0.75 A ≤ IVOUT ≤ 7.5 A, 0.75 A ≤ IVOUT ≤ 7.5 A	-10%		10%		CS_ACCURACY	9.9, 9.19
CS pin voltage	0.75 A ≤ IVOUT ≤ 7.5 A, no OCP, 0.75 A ≤ IVOUT ≤ 7.5 A, no OCP			VIN - 0.4	V	CS_VOLTAGE	
Current limit setting, I _{IL}	IVOUT ≤ 1 A, IVOUT ≤ 1 A			IVOUT + 0.5	A	CURR_LIMIT_SET_LESS_1A	
Current limit setting, I _{IL}	1 A < IVOUT ≤ 3 A, 1 A < IVOUT ≤ 3 A			IVOUT + 1	A	CURR_LIMIT_SET_GREATER_1A	
Current limit setting, I _{IL}	IVOUT > 3 A, IVOUT > 3 A			IVOUT + 1.5	A	CURR_LIMIT_SET_GREATER_3A	
Programmable current limit accuracy	1.5 V ≤ VIN ≤ 7 V, 1.5 V ≤ VIN ≤ 7 V	-20%		20%		Current_Limit_Accuracy	30.3, 30.7, 30.11, 30.15, 30.19, 30.23, 30.27, 30.31, 30.35, 30.39, 30.43, 30.47, 30.51, 30.55, 30.59
Fast trip off current limit	VIN = 5 V, 10-mΩ short in 10 μs, VIN = 5 V, 10-mΩ short in 10 μs		22		A	FTO_Current_Limit	
Fast trip off off-time	VIN = 5 V, CSS = 2.7 nF, VIN = 5 V, CSS = 2.7 nF		61	158	μs	FTO_OFF_TIME	

Parameter	Test Conditions	MIN	TYP	MAX	Unit	Specification ID	Test Number
Internal current limit timer (fast trip off current limit)	VIN = 5 V, IVOUT = 3 A, IL = 6 A, ILTIMER = VIN, 10-mΩ short in 10 μs		15		μs	Current_Limit_Timer	
TIMERS							
ILTIMER		0.7	1	1.38	μA	ILTIMER_CHARGE_CURR	12.0, 12.2
PDILTIMER	40 mV on ILTIMER pin, 40 mV on ILTIMER pin		38	153	Ω	ILTIMER_PDR	35.0, 35.2, 35.4, 35.6, 35.8
IRTIMER		0.7	1	1.38	μA	RTIMER_CHARGE_CURR	12.1, 12.3
PDRTIMER	40 mV on RTIMER pin, 40 mV on RTIMER pin		38	153	Ω	RTIMER_PDR	35.1, 35.3, 35.5, 35.7, 35.9
THERMAL SHUTDOWN							
Thermal shutdown	VIN = 5 V, VIN = 5 V		175		°C	Thermal_SHDN	
Thermal shutdown hysteresis	VIN = 5 V, VIN = 5 V		20		°C	Thermal_SHDN_Hyst	
RESISTANCE CHARACTERISTICS							
R _{ON}	VIN = 7 V, IIL = 7.5 A, 25°C		19.9	21	mΩ	RON_VIN_7V_25_Plastic	8.4
R _{ON}	VIN = 5 V, IIL = 7.5 A, 25°C		21.4	23	mΩ	RON_VIN_5V_25_Plastic	8.3
R _{ON}	VIN = 3.3 V, IIL = 7.5 A, 25°C		24.5	26	mΩ	RON_VIN_3P3V_25_Plastic	8.2
R _{ON}	VIN = 1.8 V, IIL = 7.5 A, 25°C		34.9	37	mΩ	RON_VIN_1P8V_25_Plastic	8.1
R _{ON}	VIN = 1.5 V, IIL = 7.5 A, 25°C		42.7	46	mΩ	RON_VIN_1P5V_25_Plastic	8.0

4 Applicable and Reference Documents

4.1 Applicable Documents

- Texas Instruments, [TPS7H2201-QMLP Radiation Hardened 1.5-V to 7-V, 6-A eFuse](#), data sheet.
- Texas Instruments, [Single Event Effects Report of the TPS7H2201-QMLP 1.5-V to 7-V, 6-A eFuse](#), radiation report.
- Texas Instruments, [TPS7H2201-QMLP 1.5-V to 7-V, 6-A eFuse Evaluation Module](#), EVM user's guide.

4.2 Reference Documents

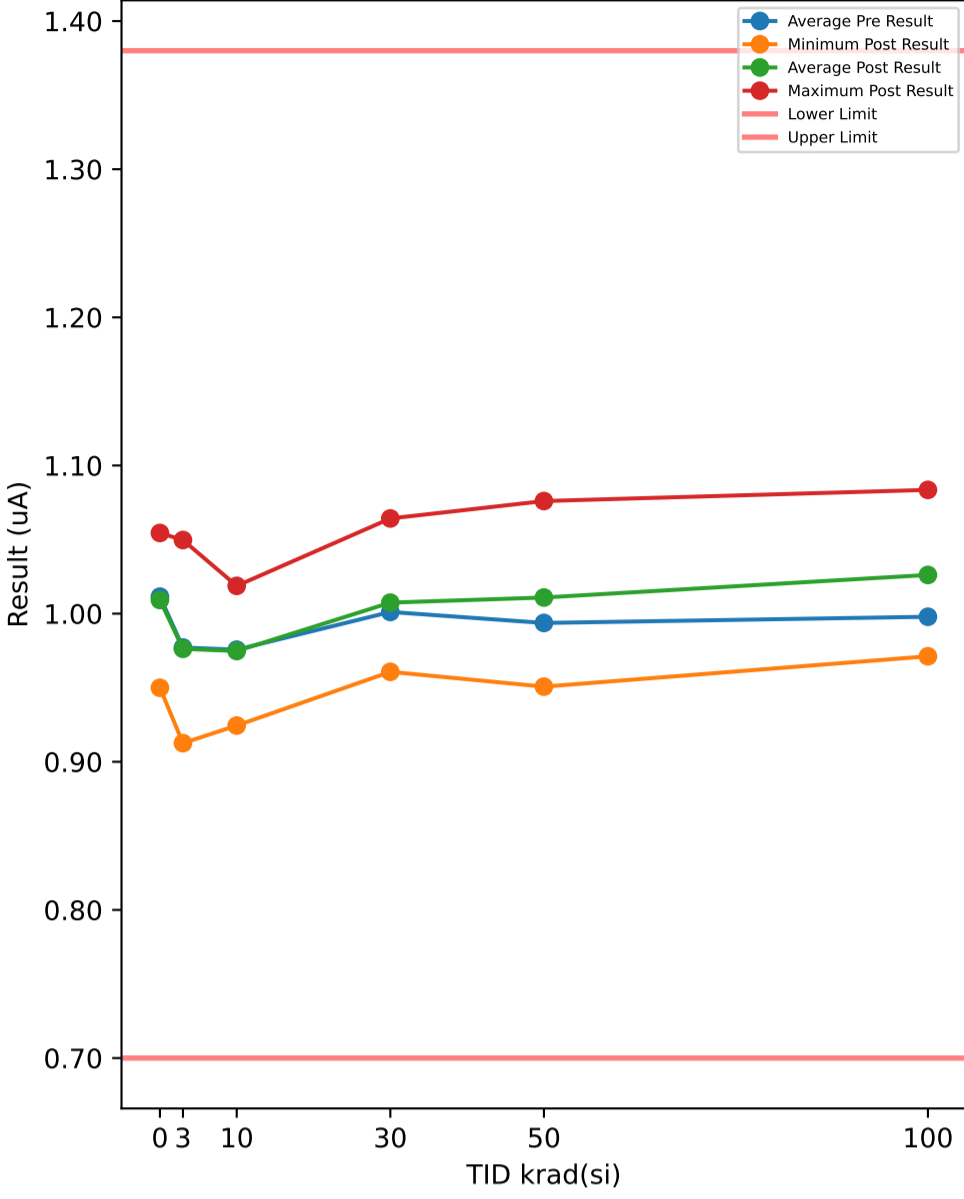
Texas Instruments total ionizing dose radiation (total dose) test procedure follows the standards put forth in [MIL-STD-883](#) TM 1019. The document can be found at the DLA website.

A Appendix: HDR TID Report Data

This appendix contains the HDR TID report data.

Device Test: 12.0 ILTIMER_CHARGE_CURR(ILT_ICharge_Vin1p5V)

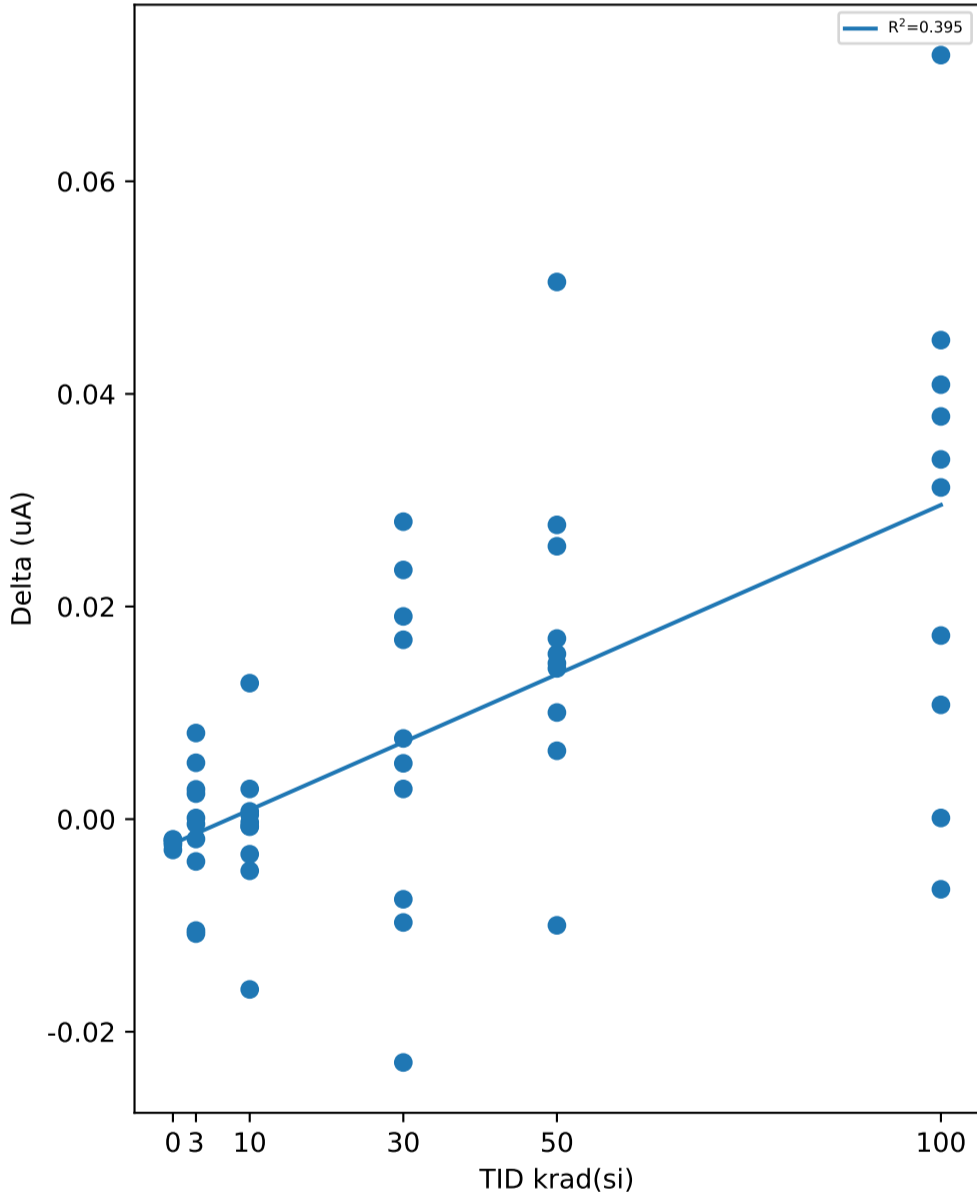
TID vs Result Stats



Test Results (Lower Limit = 0.7, Upper Limit = 1.38 (uA))

Serial #	krad(si)	Exposure Conditions	Pre Result	Post Result	Delta
1	3	7V Biased HDR	0.99553	0.99833	0.0028
2	3	7V Biased HDR	0.95657	0.95668	0.00011
3	3	7V Biased HDR	0.91655	0.91257	-0.00398
4	3	7V Biased HDR	1.0602	1.0497	-0.01048
5	3	7V Biased HDR	1.0231	1.0255	0.0024
6	3	Unbiased HDR	0.98497	0.9831	-0.00187
7	3	Unbiased HDR	0.96519	0.97049	0.0053
8	3	Unbiased HDR	0.92439	0.92393	-0.00046
9	3	Unbiased HDR	0.96407	0.97217	0.0081
10	3	Unbiased HDR	0.98069	0.96992	-0.01077
11	10	7V Biased HDR	0.99574	0.99647	0.00073
12	10	7V Biased HDR	0.92475	0.92446	-0.00029
13	10	7V Biased HDR	0.96775	0.98054	0.01279
14	10	7V Biased HDR	0.96669	0.95067	-0.01602
15	10	7V Biased HDR	1.022	1.0188	-0.0033
16	10	Unbiased HDR	1.0072	1.0023	-0.00486
17	10	Unbiased HDR	0.9816	0.98092	-0.00068
18	10	Unbiased HDR	0.95945	0.96229	0.00284
19	10	Unbiased HDR	0.95799	0.9584	0.00041
20	10	Unbiased HDR	0.97346	0.97275	-0.00071
21	30	7V Biased HDR	1.0408	1.0642	0.02344
22	30	7V Biased HDR	0.98877	1.0078	0.01907
23	30	7V Biased HDR	0.95547	0.96072	0.00525
24	30	7V Biased HDR	1.017	1.0339	0.01687
25	30	7V Biased HDR	0.97489	1.0029	0.02798
26	30	Unbiased HDR	1.004	0.98111	-0.02289
27	30	Unbiased HDR	1.0355	1.0258	-0.00972
28	30	Unbiased HDR	0.98732	0.99491	0.00759
29	30	Unbiased HDR	1.0043	0.99676	-0.00754
30	30	Unbiased HDR	1.0033	1.0061	0.00284
31	50	7V Biased HDR	1.0483	1.076	0.02768
32	50	7V Biased HDR	1.0001	1.0156	0.01554
33	50	7V Biased HDR	1.0063	1.0569	0.05053
34	50	7V Biased HDR	0.93654	0.95072	0.01418
35	50	7V Biased HDR	0.99579	1.0058	0.01003
36	50	Unbiased HDR	0.95615	0.98182	0.02567
37	50	Unbiased HDR	0.98684	1.0015	0.01467
38	50	Unbiased HDR	1.0035	1.0099	0.00643
39	50	Unbiased HDR	0.99515	1.0121	0.01699
40	50	Unbiased HDR	1.0084	0.99845	-0.00999
41	100	7V Biased HDR	1.0311	1.0483	0.01727
42	100	7V Biased HDR	0.98572	0.98583	0.00011
43	100	7V Biased HDR	1.0117	1.0835	0.07187
44	100	7V Biased HDR	0.99766	1.0289	0.0312
45	100	7V Biased HDR	0.94244	0.98331	0.04087
46	100	Unbiased HDR	1.0152	1.0491	0.03384
47	100	Unbiased HDR	0.97781	0.97121	-0.0066
48	100	Unbiased HDR	1.0135	1.0242	0.01075
49	100	Unbiased HDR	0.98479	1.0227	0.03788
50	100	Unbiased HDR	1.0191	1.0641	0.04506
51	0	Correlation	1.007	1.0046	-0.0024
52	0	Correlation	0.95285	0.94995	-0.0029
53	0	Correlation	1.0289	1.0268	-0.00216
54	0	Correlation	1.0123	1.0104	-0.00194
55	0	Correlation	1.0564	1.0545	-0.0019

TID vs Post - Pre Exposure Delta

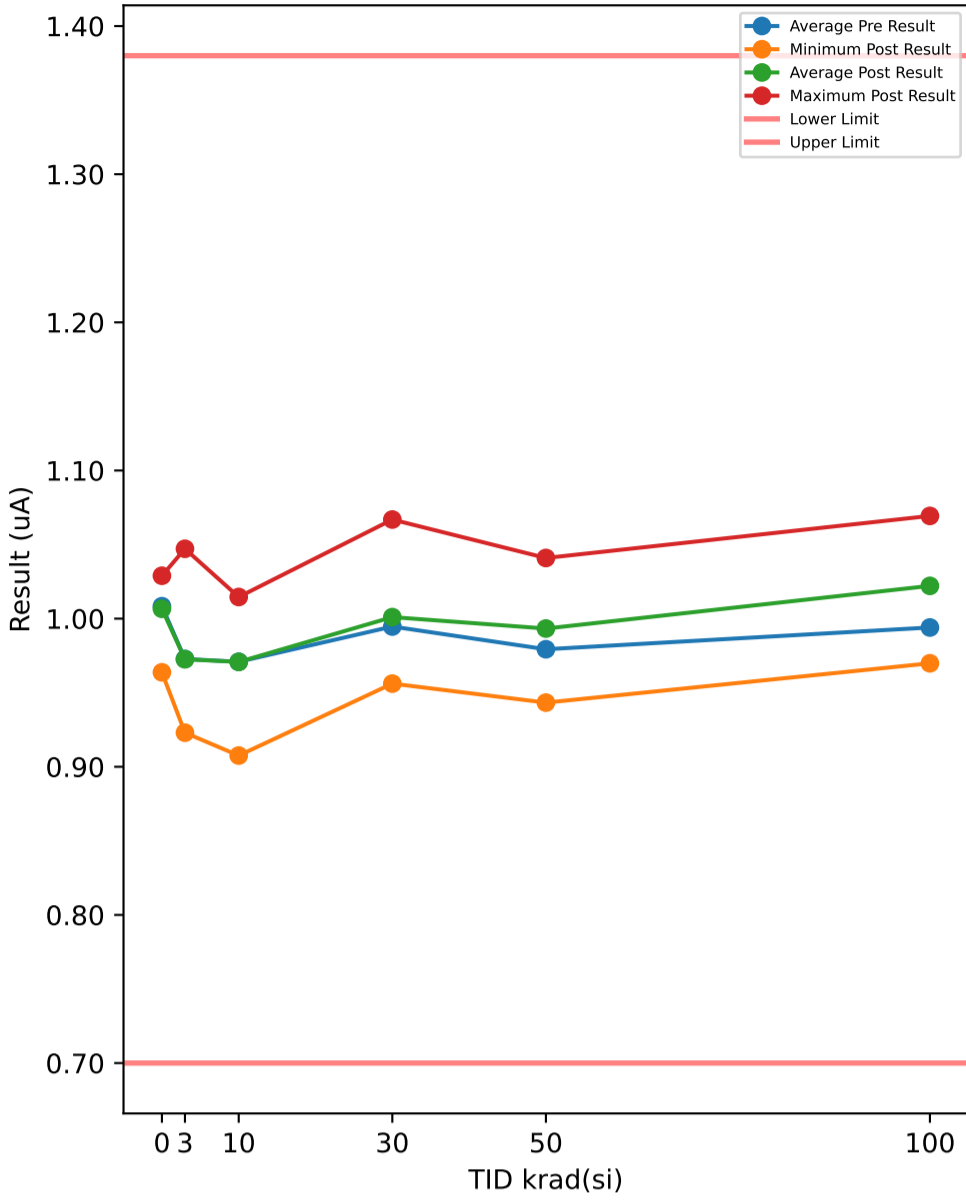


Test Statistics (uA)

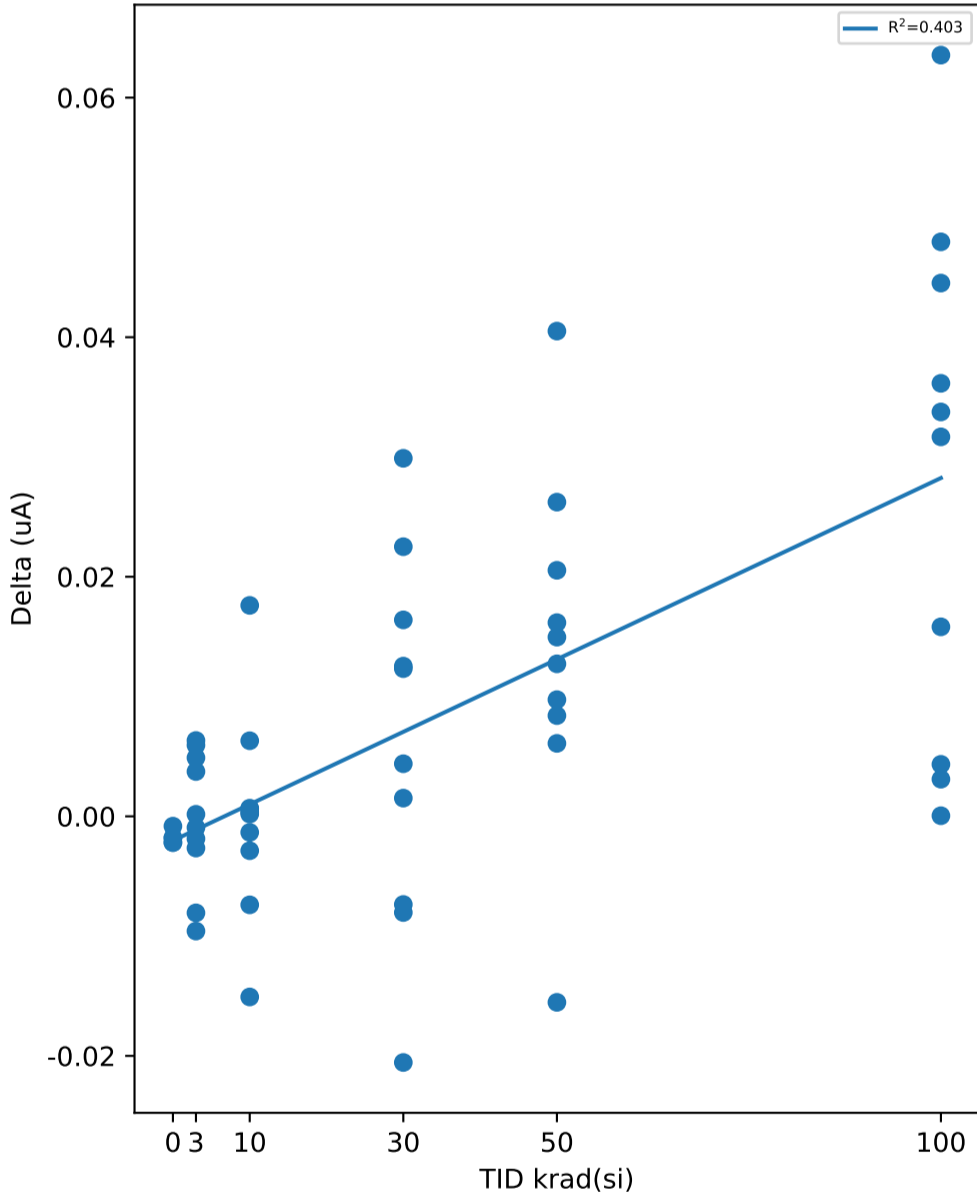
krad(si)	Pre Exposure Min	Pre Exposure Avg	Pre Exposure Max	Pre Exposure Std	Post Exposure Min	Post Exposure Avg	Post Exposure Max	Post Exposure Std	Min Delta	Avg Delta	Max Delta	Std Delta
0	0.95285	1.0115	1.0564	0.038005	0.94995	1.0092	1.0545	0.038376	-0.0029	-0.00226	-0.0019	0.00040963
3	0.91655	0.97713	1.0602	0.042961	0.91257	0.97624	1.0497	0.041661	-0.01077	-0.000885	0.0081	0.0061901
10	0.92475	0.97567	1.022	0.027689	0.92446	0.97476	1.0188	0.027439	-0.01602	-0.000909	0.01279	0.0071203
30	0.95547	1.0011	1.0408	0.026139	0.96072	1.0074	1.0642	0.02874	-0.02289	0.006289	0.02798	0.016171
50	0.93654	0.99371	1.0483	0.030235	0.95072	1.0109	1.076	0.035138	-0.00999	0.017173	0.05053	0.015697
100	0.94244	0.99789	1.0311	0.025992	0.97121	1.0261	1.0835	0.036901	-0.0066	0.028225	0.07187	0.023358

Device Test: 12.1 RTIMER_CHARGE_CURR(RT_ICharge_Vin1p5V)

TID vs Result Stats



TID vs Post - Pre Exposure Delta



Test Results (Lower Limit = 0.7, Upper Limit = 1.38 (uA))

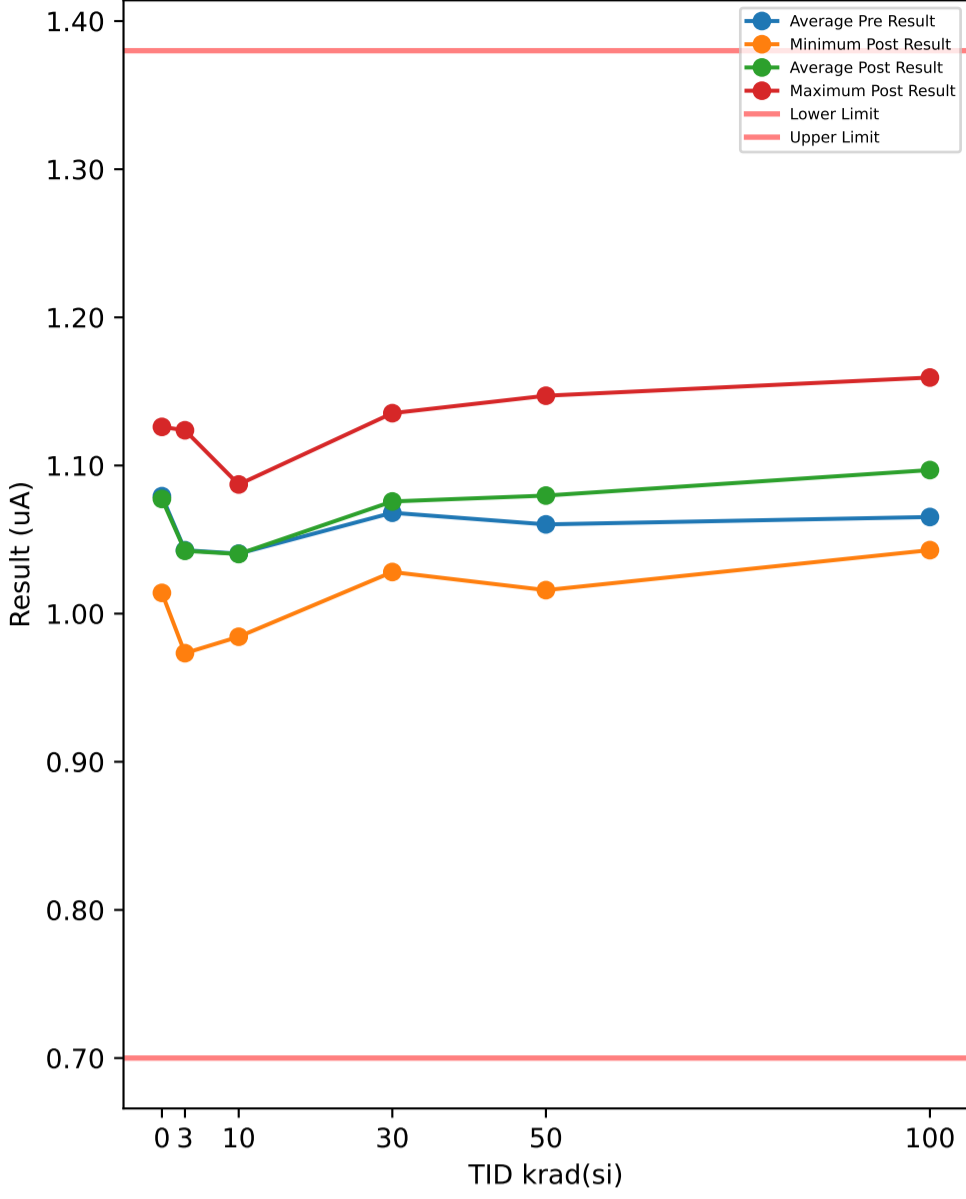
Serial #	krad(si)	Exposure Conditions	Pre Result	Post Result	Delta
1	3	7V Biased HDR	0.99089	0.99578	0.00489
2	3	7V Biased HDR	0.97882	0.97899	0.00017
3	3	7V Biased HDR	0.92894	0.92629	-0.00265
4	3	7V Biased HDR	1.0552	1.0472	-0.00806
5	3	7V Biased HDR	0.98919	0.99293	0.00374
6	3	Unbiased HDR	0.99787	0.99693	-0.00094
7	3	Unbiased HDR	0.97101	0.97695	0.00594
8	3	Unbiased HDR	0.92488	0.92301	-0.00187
9	3	Unbiased HDR	0.936	0.94233	0.00633
10	3	Unbiased HDR	0.95496	0.94538	-0.00958
11	10	7V Biased HDR	0.97344	0.97363	0.00019
12	10	7V Biased HDR	0.93499	0.93212	-0.00287
13	10	7V Biased HDR	0.96417	0.98178	0.01761
14	10	7V Biased HDR	0.92265	0.90757	-0.01508
15	10	7V Biased HDR	1.0139	1.0146	0.00068
16	10	Unbiased HDR	1.0169	1.0095	-0.00739
17	10	Unbiased HDR	0.96557	0.97188	0.00631
18	10	Unbiased HDR	0.98467	0.98501	0.00034
19	10	Unbiased HDR	0.96361	0.96423	0.00062
20	10	Unbiased HDR	0.96886	0.96752	-0.00134
21	30	7V Biased HDR	1.0505	1.0669	0.0164
22	30	7V Biased HDR	0.99916	1.0115	0.01233
23	30	7V Biased HDR	0.95462	0.95614	0.00152
24	30	7V Biased HDR	1.0009	1.0234	0.02251
25	30	7V Biased HDR	0.95509	0.98498	0.02989
26	30	Unbiased HDR	0.99197	0.97142	-0.02055
27	30	Unbiased HDR	1.01	1.002	-0.00803
28	30	Unbiased HDR	0.98645	0.99899	0.01254
29	30	Unbiased HDR	0.99907	0.99171	-0.00736
30	30	Unbiased HDR	0.99889	1.0033	0.00439
31	50	7V Biased HDR	1.0147	1.041	0.02623
32	50	7V Biased HDR	1.0105	1.0267	0.01617
33	50	7V Biased HDR	0.97273	1.0132	0.04051
34	50	7V Biased HDR	0.93357	0.94331	0.00974
35	50	7V Biased HDR	0.97608	0.98449	0.00841
36	50	Unbiased HDR	0.95229	0.97283	0.02054
37	50	Unbiased HDR	0.94769	0.96265	0.01496
38	50	Unbiased HDR	0.98234	0.98843	0.00609
39	50	Unbiased HDR	0.99565	1.0084	0.01273
40	50	Unbiased HDR	1.0078	0.99224	-0.01553
41	100	7V Biased HDR	1.0535	1.0693	0.01582
42	100	7V Biased HDR	0.98909	0.98914	5e-05
43	100	7V Biased HDR	0.99799	1.0615	0.06355
44	100	7V Biased HDR	1.0153	1.0598	0.04452
45	100	7V Biased HDR	0.9619	1.0099	0.04796
46	100	Unbiased HDR	0.99223	1.026	0.03376
47	100	Unbiased HDR	0.96675	0.96985	0.0031
48	100	Unbiased HDR	0.98552	0.98986	0.00434
49	100	Unbiased HDR	0.98471	1.0164	0.03168
50	100	Unbiased HDR	0.99326	1.0294	0.03615
51	0	Correlation	1.0311	1.029	-0.00219
52	0	Correlation	0.96595	0.96376	-0.00219
53	0	Correlation	1.0111	1.0103	-0.00082
54	0	Correlation	1.0031	1.0013	-0.00181
55	0	Correlation	1.0307	1.0289	-0.00178

Test Statistics (uA)

krad(si)	Pre Exposure Min	Pre Exposure Avg	Pre Exposure Max	Pre Exposure Std	Post Exposure Min	Post Exposure Avg	Post Exposure Max	Post Exposure Std	Min Delta	Avg Delta	Max Delta	Std Delta
0	0.96595	1.0084	1.0311	0.026691	0.96376	1.0066	1.029	0.026799	-0.00219	-0.001758	-0.00082	0.00056042
3	0.92488	0.97278	1.0552	0.039367	0.92301	0.97257	1.0472	0.038616	-0.00958	-0.000203	0.00633	0.0055878
10	0.92265	0.97088	1.0169	0.029645	0.90757	0.97078	1.0146	0.032137	-0.01508	-9.3e-05	0.01761	0.0084518
30	0.95462	0.99467	1.0505	0.027273	0.95614	1.001	1.0669	0.030178	-0.02055	0.006364	0.02989	0.015405
50	0.93357	0.97934	1.0147	0.028263	0.94331	0.99332	1.041	0.029758	-0.01553	0.013985	0.04051	0.014477
100	0.9619	0.99403	1.0535	0.025756	0.96985	1.0221	1.0693	0.033855	5e-05	0.028093	0.06355	0.021493

Device Test: 12.2 ILTIMER_CHARGE_CURR(ILT_ICharge_Vin7p0V)

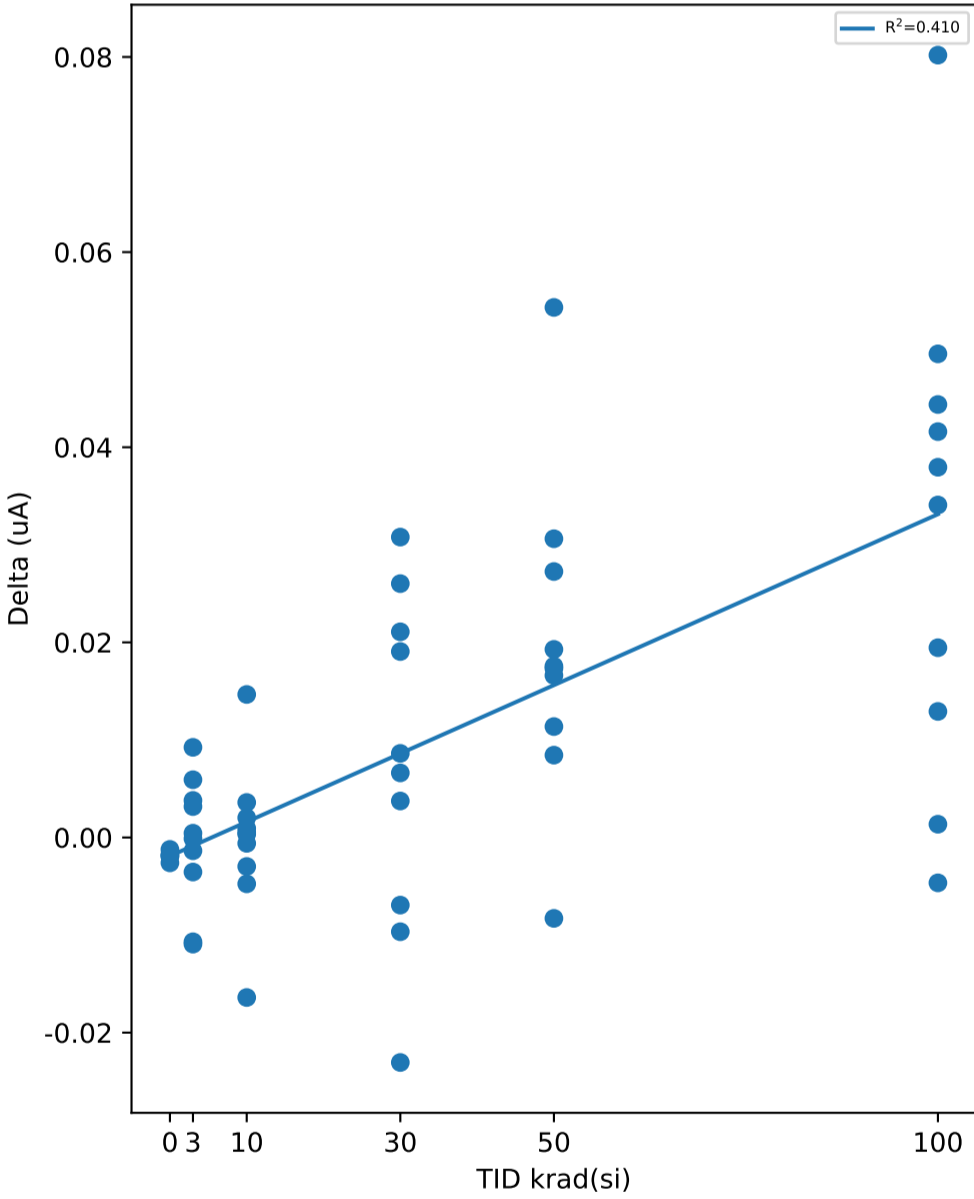
TID vs Result Stats



Test Results (Lower Limit = 0.7, Upper Limit = 1.38 (uA))

Serial #	krad(si)	Exposure Conditions	Pre Result	Post Result	Delta
1	3	7V Biased HDR	1.0632	1.067	0.0038
2	3	7V Biased HDR	1.0196	1.02	0.00044
3	3	7V Biased HDR	0.97685	0.97331	-0.00354
4	3	7V Biased HDR	1.1345	1.1238	-0.01069
5	3	7V Biased HDR	1.0933	1.0964	0.00317
6	3	Unbiased HDR	1.0465	1.0452	-0.00136
7	3	Unbiased HDR	1.0318	1.0377	0.00592
8	3	Unbiased HDR	0.98742	0.9873	-0.00012
9	3	Unbiased HDR	1.0291	1.0383	0.00924
10	3	Unbiased HDR	1.0458	1.0349	-0.01093
11	10	7V Biased HDR	1.0627	1.0648	0.00202
12	10	7V Biased HDR	0.98406	0.9844	0.00034
13	10	7V Biased HDR	1.0321	1.0468	0.01466
14	10	7V Biased HDR	1.0324	1.016	-0.0164
15	10	7V Biased HDR	1.0902	1.0872	-0.00297
16	10	Unbiased HDR	1.0736	1.0689	-0.00475
17	10	Unbiased HDR	1.0478	1.0483	0.00051
18	10	Unbiased HDR	1.0223	1.0259	0.00359
19	10	Unbiased HDR	1.0217	1.0227	0.00094
20	10	Unbiased HDR	1.0383	1.0377	-0.0006
21	30	7V Biased HDR	1.1093	1.1353	0.02602
22	30	7V Biased HDR	1.0548	1.0759	0.02108
23	30	7V Biased HDR	1.0215	1.0281	0.00662
24	30	7V Biased HDR	1.0858	1.1048	0.01906
25	30	7V Biased HDR	1.0398	1.0706	0.03079
26	30	Unbiased HDR	1.0715	1.0484	-0.02306
27	30	Unbiased HDR	1.1039	1.0942	-0.00966
28	30	Unbiased HDR	1.054	1.0626	0.00862
29	30	Unbiased HDR	1.0706	1.0637	-0.00693
30	30	Unbiased HDR	1.0698	1.0735	0.00374
31	50	7V Biased HDR	1.1165	1.1471	0.03062
32	50	7V Biased HDR	1.0682	1.0858	0.01756
33	50	7V Biased HDR	1.0759	1.1302	0.05433
34	50	7V Biased HDR	0.99926	1.0159	0.01661
35	50	7V Biased HDR	1.0605	1.0718	0.01137
36	50	Unbiased HDR	1.0215	1.0488	0.02726
37	50	Unbiased HDR	1.05	1.0673	0.01733
38	50	Unbiased HDR	1.0732	1.0817	0.00844
39	50	Unbiased HDR	1.0624	1.0817	0.01928
40	50	Unbiased HDR	1.0751	1.0668	-0.00829
41	100	7V Biased HDR	1.1018	1.1213	0.01945
42	100	7V Biased HDR	1.0531	1.0545	0.00136
43	100	7V Biased HDR	1.0792	1.1594	0.08019
44	100	7V Biased HDR	1.0639	1.098	0.03408
45	100	7V Biased HDR	1.0044	1.0488	0.04438
46	100	Unbiased HDR	1.0821	1.12	0.03795
47	100	Unbiased HDR	1.0475	1.0429	-0.00465
48	100	Unbiased HDR	1.0816	1.0945	0.01292
49	100	Unbiased HDR	1.0512	1.0928	0.0416
50	100	Unbiased HDR	1.0875	1.1371	0.04957
51	0	Correlation	1.0765	1.0746	-0.00192
52	0	Correlation	1.0166	1.014	-0.0026
53	0	Correlation	1.0969	1.095	-0.00189
54	0	Correlation	1.0791	1.0774	-0.00173
55	0	Correlation	1.1273	1.1261	-0.00122

TID vs Post - Pre Exposure Delta

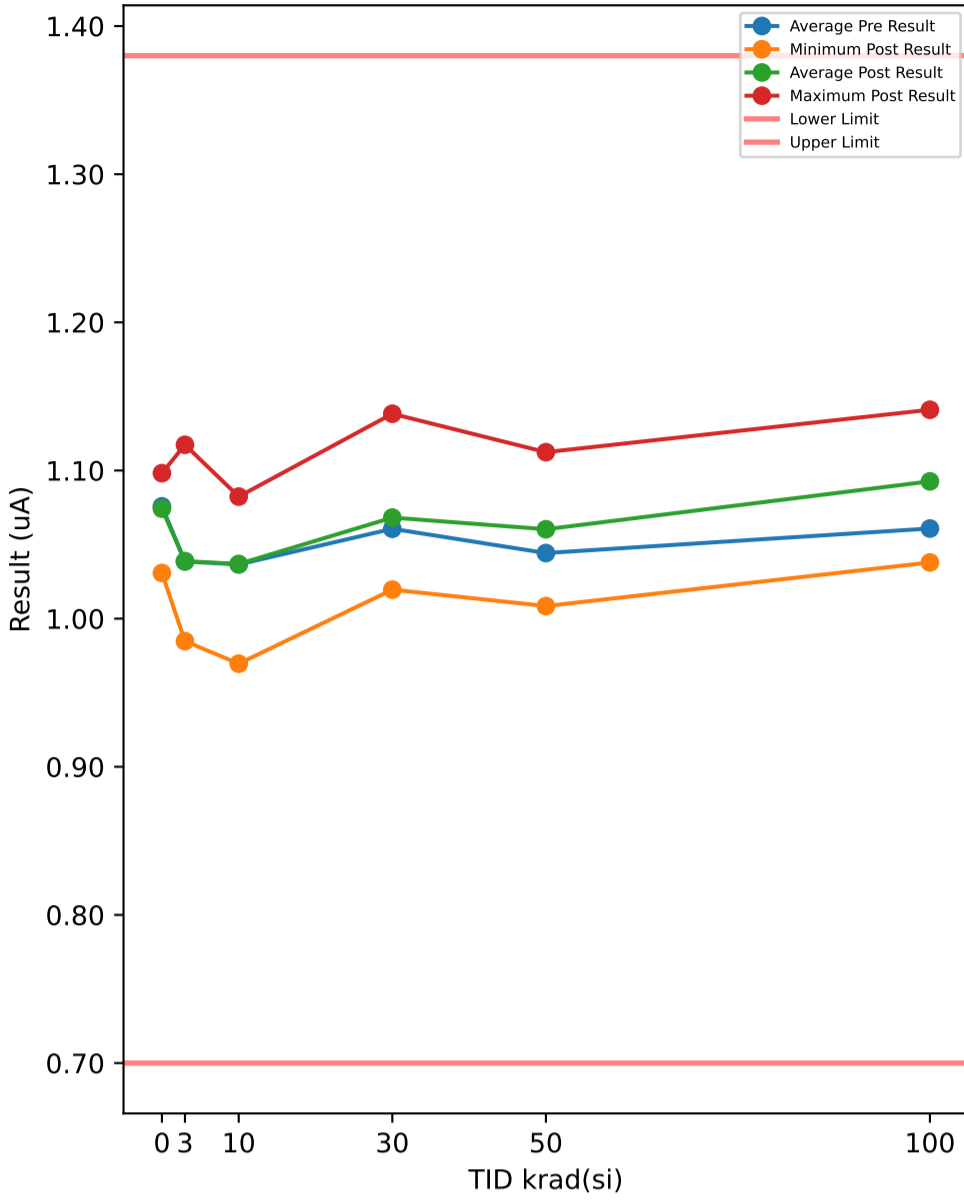


Test Statistics (uA)

krad(si)	Pre Exposure Min	Pre Exposure Avg	Pre Exposure Max	Pre Exposure Std	Post Exposure Min	Post Exposure Avg	Post Exposure Max	Post Exposure Std	Min Delta	Avg Delta	Max Delta	Std Delta
0	1.0166	1.0793	1.1273	0.04046	1.014	1.0774	1.1261	0.040934	-0.0026	-0.001872	-0.00122	0.00049444
3	0.97685	1.0428	1.1345	0.046733	0.97331	1.0424	1.1238	0.045414	-0.01093	-0.000407	0.00924	0.0065962
10	0.98406	1.0405	1.0902	0.030042	0.9844	1.0402	1.0872	0.029745	-0.0164	-0.000266	0.01466	0.0076966
30	1.0215	1.0681	1.1093	0.027198	1.0281	1.0757	1.1353	0.030001	-0.02306	0.007628	0.03079	0.017179
50	0.99926	1.0602	1.1165	0.031946	1.0159	1.0797	1.1471	0.037341	-0.00829	0.019451	0.05433	0.016243
100	1.0044	1.0652	1.1018	0.027765	1.0429	1.0969	1.1594	0.039019	-0.00465	0.031685	0.08019	0.025207

Device Test: 12.3 RTIMER_CHARGE_CURR(RT_ICharge_Vin7p0V)

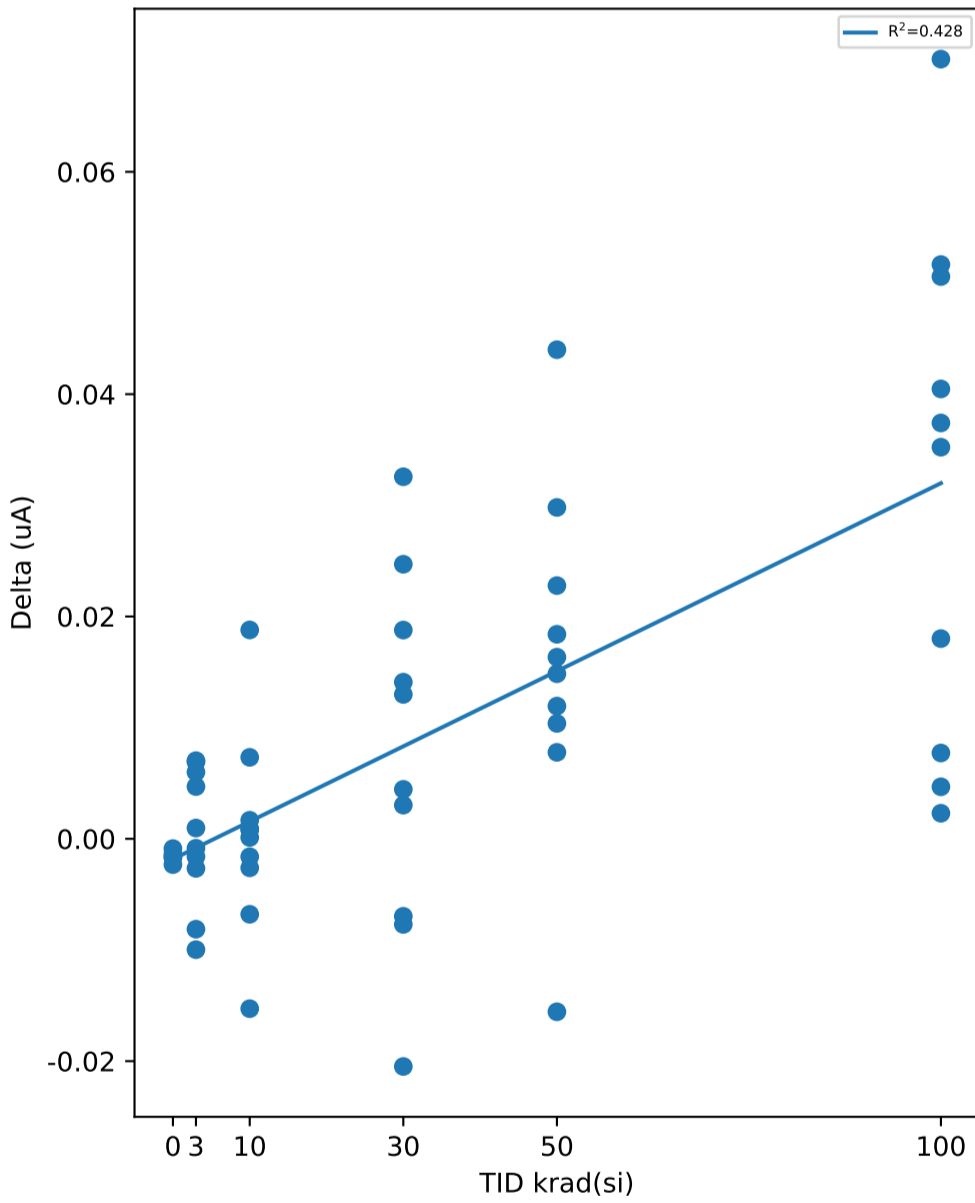
TID vs Result Stats



Test Results (Lower Limit = 0.7, Upper Limit = 1.38 (uA))

Serial #	krad(si)	Exposure Conditions	Pre Result	Post Result	Delta
1	3	7V Biased HDR	1.0599	1.0659	0.006
2	3	7V Biased HDR	1.0427	1.0436	0.00097
3	3	7V Biased HDR	0.98968	0.98702	-0.00266
4	3	7V Biased HDR	1.1255	1.1174	-0.00813
5	3	7V Biased HDR	1.0568	1.0615	0.0047
6	3	Unbiased HDR	1.0648	1.064	-0.00085
7	3	Unbiased HDR	1.0382	1.0452	0.00692
8	3	Unbiased HDR	0.98641	0.98481	-0.0016
9	3	Unbiased HDR	0.99987	1.0069	0.00703
10	3	Unbiased HDR	1.0219	1.0119	-0.00997
11	10	7V Biased HDR	1.0404	1.0413	0.0009
12	10	7V Biased HDR	1.0004	0.99783	-0.00261
13	10	7V Biased HDR	1.0311	1.0499	0.01879
14	10	7V Biased HDR	0.98486	0.96958	-0.01528
15	10	7V Biased HDR	1.0816	1.0824	0.00081
16	10	Unbiased HDR	1.0849	1.0781	-0.00679
17	10	Unbiased HDR	1.0306	1.0379	0.00733
18	10	Unbiased HDR	1.0502	1.0503	0.00012
19	10	Unbiased HDR	1.0264	1.0281	0.00167
20	10	Unbiased HDR	1.0351	1.0335	-0.00161
21	30	7V Biased HDR	1.1195	1.1383	0.01878
22	30	7V Biased HDR	1.0659	1.08	0.01409
23	30	7V Biased HDR	1.0165	1.0196	0.00303
24	30	7V Biased HDR	1.07	1.0947	0.0247
25	30	7V Biased HDR	1.0184	1.051	0.03257
26	30	Unbiased HDR	1.0553	1.0348	-0.02048
27	30	Unbiased HDR	1.0754	1.0684	-0.00697
28	30	Unbiased HDR	1.0521	1.0651	0.01299
29	30	Unbiased HDR	1.0654	1.0577	-0.0077
30	30	Unbiased HDR	1.0679	1.0724	0.00445
31	50	7V Biased HDR	1.0826	1.1124	0.02981
32	50	7V Biased HDR	1.0767	1.0951	0.0184
33	50	7V Biased HDR	1.0383	1.0823	0.044
34	50	7V Biased HDR	0.99654	1.0085	0.01194
35	50	7V Biased HDR	1.0393	1.0497	0.01038
36	50	Unbiased HDR	1.0126	1.0354	0.02278
37	50	Unbiased HDR	1.0106	1.0269	0.01634
38	50	Unbiased HDR	1.0472	1.055	0.00778
39	50	Unbiased HDR	1.0615	1.0763	0.01485
40	50	Unbiased HDR	1.0774	1.0618	-0.01556
41	100	7V Biased HDR	1.123	1.141	0.01801
42	100	7V Biased HDR	1.0578	1.0601	0.0023
43	100	7V Biased HDR	1.0661	1.1363	0.07014
44	100	7V Biased HDR	1.0841	1.1347	0.05058
45	100	7V Biased HDR	1.0303	1.0819	0.05166
46	100	Unbiased HDR	1.0555	1.0929	0.03741
47	100	Unbiased HDR	1.0333	1.0379	0.00468
48	100	Unbiased HDR	1.0499	1.0576	0.00772
49	100	Unbiased HDR	1.0507	1.0859	0.03523
50	100	Unbiased HDR	1.0577	1.0981	0.04047
51	0	Correlation	1.0998	1.0982	-0.00166
52	0	Correlation	1.0331	1.0308	-0.00232
53	0	Correlation	1.0801	1.0792	-0.00088
54	0	Correlation	1.0687	1.0671	-0.00165
55	0	Correlation	1.0972	1.0958	-0.00137

TID vs Post - Pre Exposure Delta

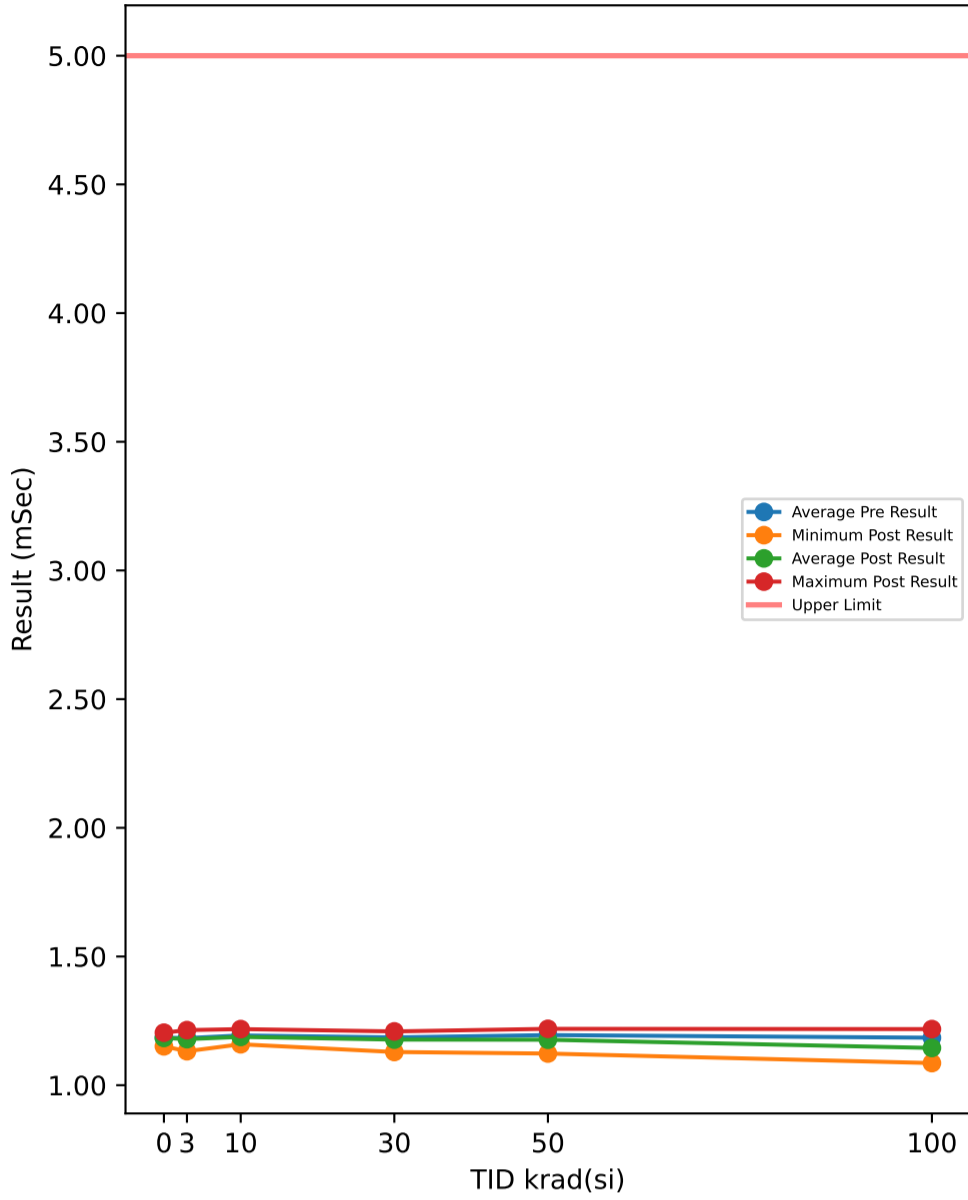


Test Statistics (uA)

krad(si)	Pre Exposure Min	Pre Exposure Avg	Pre Exposure Max	Pre Exposure Std	Post Exposure Min	Post Exposure Avg	Post Exposure Max	Post Exposure Std	Min Delta	Avg Delta	Max Delta	Std Delta
0	1.0331	1.0758	1.0998	0.027032	1.0308	1.0742	1.0982	0.027383	-0.00232	-0.001576	-0.00088	0.00052271
3	0.98641	1.0386	1.1255	0.042075	0.98481	1.0388	1.1174	0.041436	-0.00997	0.000241	0.00703	0.0060701
10	0.98486	1.0366	1.0849	0.031116	0.96958	1.0369	1.0824	0.033805	-0.01528	0.000333	0.01879	0.0088125
30	1.0165	1.0607	1.1195	0.02926	1.0196	1.0682	1.1383	0.032787	-0.02048	0.007546	0.03257	0.016254
50	0.99654	1.0443	1.0826	0.030538	1.0085	1.0603	1.1124	0.032015	-0.01556	0.016072	0.044	0.015418
100	1.0303	1.0608	1.123	0.026672	1.0379	1.0927	1.141	0.035716	0.0023	0.03182	0.07014	0.022879

Device Test: 13.0 CS_EN_TIME(CS_Delay_Vin1p5V_1A)

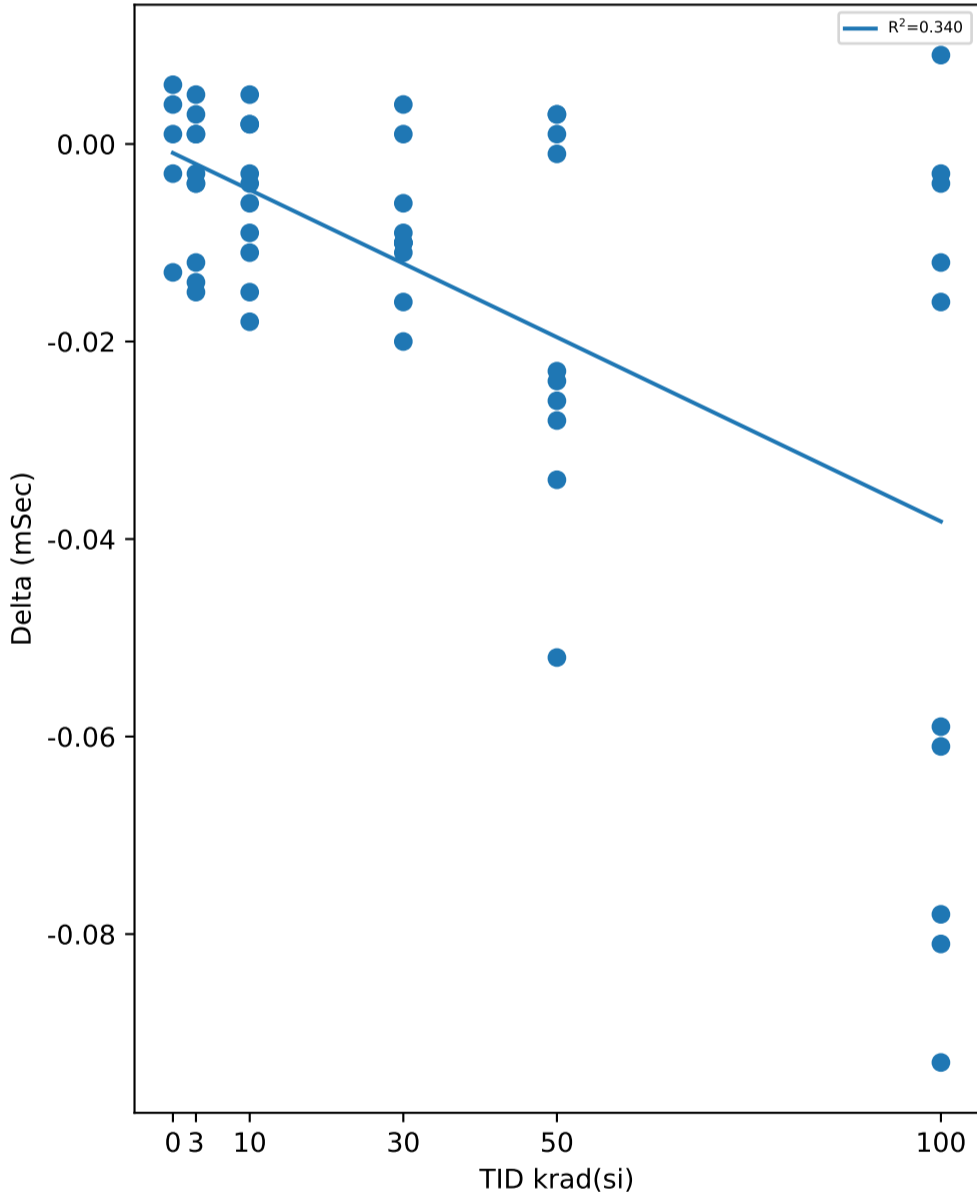
TID vs Result Stats



Test Results (Upper Limit = 5.0 (mSec))

Serial #	krad(si)	Exposure Conditions	Pre Result	Post Result	Delta
1	3	7V Biased HDR	1.131	1.132	0.001
2	3	7V Biased HDR	1.204	1.189	-0.015
3	3	7V Biased HDR	1.185	1.186	0.001
4	3	7V Biased HDR	1.217	1.214	-0.003
5	3	7V Biased HDR	1.176	1.179	0.003
6	3	Unbiased HDR	1.19	1.176	-0.014
7	3	Unbiased HDR	1.185	1.181	-0.004
8	3	Unbiased HDR	1.207	1.203	-0.004
9	3	Unbiased HDR	1.148	1.153	0.005
10	3	Unbiased HDR	1.188	1.176	-0.012
11	10	7V Biased HDR	1.222	1.218	-0.004
12	10	7V Biased HDR	1.208	1.197	-0.011
13	10	7V Biased HDR	1.156	1.161	0.005
14	10	7V Biased HDR	1.207	1.192	-0.015
15	10	7V Biased HDR	1.183	1.18	-0.003
16	10	Unbiased HDR	1.205	1.199	-0.006
17	10	Unbiased HDR	1.157	1.159	0.002
18	10	Unbiased HDR	1.199	1.181	-0.018
19	10	Unbiased HDR	1.201	1.203	0.002
20	10	Unbiased HDR	1.195	1.186	-0.009
21	30	7V Biased HDR	1.139	1.129	-0.01
22	30	7V Biased HDR	1.223	1.203	-0.02
23	30	7V Biased HDR	1.192	1.182	-0.01
24	30	7V Biased HDR	1.207	1.191	-0.016
25	30	7V Biased HDR	1.142	1.136	-0.006
26	30	Unbiased HDR	1.18	1.169	-0.011
27	30	Unbiased HDR	1.192	1.193	0.001
28	30	Unbiased HDR	1.218	1.209	-0.009
29	30	Unbiased HDR	1.151	1.155	0.004
30	30	Unbiased HDR	1.214	1.204	-0.01
31	50	7V Biased HDR	1.173	1.147	-0.026
32	50	7V Biased HDR	1.191	1.167	-0.024
33	50	7V Biased HDR	1.157	1.123	-0.034
34	50	7V Biased HDR	1.202	1.15	-0.052
35	50	7V Biased HDR	1.21	1.182	-0.028
36	50	Unbiased HDR	1.22	1.219	-0.001
37	50	Unbiased HDR	1.171	1.174	0.003
38	50	Unbiased HDR	1.224	1.201	-0.023
39	50	Unbiased HDR	1.205	1.206	0.001
40	50	Unbiased HDR	1.194	1.197	0.003
41	100	7V Biased HDR	1.153	1.094	-0.059
42	100	7V Biased HDR	1.205	1.112	-0.093
43	100	7V Biased HDR	1.178	1.117	-0.061
44	100	7V Biased HDR	1.234	1.156	-0.078
45	100	7V Biased HDR	1.167	1.086	-0.081
46	100	Unbiased HDR	1.204	1.188	-0.016
47	100	Unbiased HDR	1.17	1.167	-0.003
48	100	Unbiased HDR	1.209	1.218	0.009
49	100	Unbiased HDR	1.125	1.121	-0.004
50	100	Unbiased HDR	1.2	1.188	-0.012
51	0	Correlation	1.188	1.189	0.001
52	0	Correlation	1.199	1.196	-0.003
53	0	Correlation	1.145	1.151	0.006
54	0	Correlation	1.217	1.204	-0.013
55	0	Correlation	1.174	1.178	0.004

TID vs Post - Pre Exposure Delta

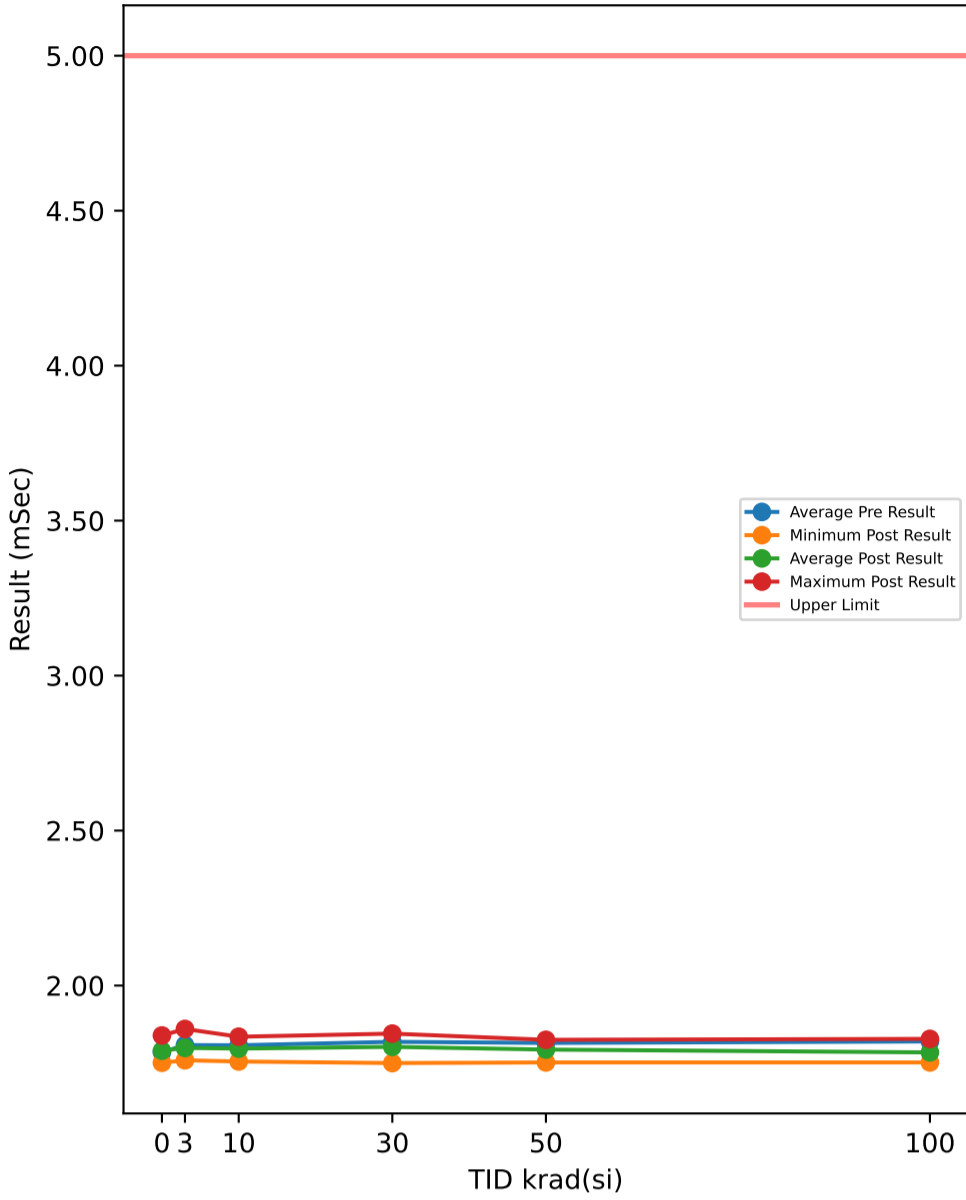


Test Statistics (mSec)

krad(si)	Pre Exposure Min	Pre Exposure Avg	Pre Exposure Max	Pre Exposure Std	Post Exposure Min	Post Exposure Avg	Post Exposure Max	Post Exposure Std	Min Delta	Avg Delta	Max Delta	Std Delta
0	1.145	1.1846	1.217	0.027153	1.151	1.1836	1.204	0.020574	-0.013	-0.001	0.006	0.0075166
3	1.131	1.1831	1.217	0.026316	1.132	1.1789	1.214	0.02323	-0.015	-0.0042	0.005	0.0071926
10	1.156	1.1933	1.222	0.021792	1.159	1.1876	1.218	0.018344	-0.018	-0.0057	0.005	0.0076019
30	1.139	1.1858	1.223	0.03179	1.129	1.1771	1.209	0.02875	-0.02	-0.0087	0.004	0.0071032
50	1.157	1.1947	1.224	0.02201	1.123	1.1766	1.219	0.030292	-0.052	-0.0181	0.003	0.018764
100	1.125	1.1845	1.234	0.031942	1.086	1.1447	1.218	0.044922	-0.093	-0.0398	0.009	0.038241

Device Test: 13.1 CS_EN_TIME(CS_Delay_Vin7p0V_1A)

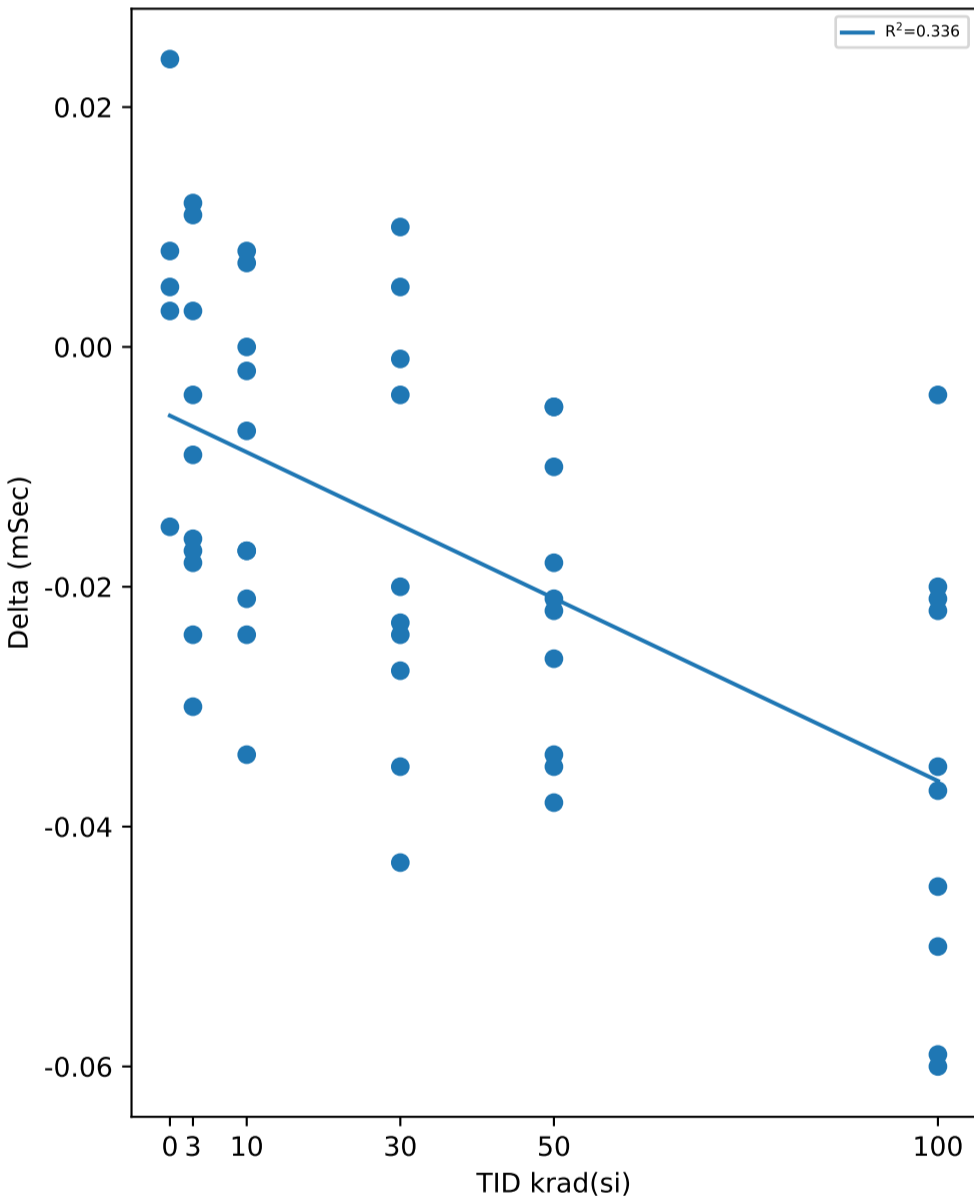
TID vs Result Stats



Test Results (Upper Limit = 5.0 (mSec))

Serial #	krad(si)	Exposure Conditions	Pre Result	Post Result	Delta
1	3	7V Biased HDR	1.801	1.771	-0.03
2	3	7V Biased HDR	1.82	1.823	0.003
3	3	7V Biased HDR	1.805	1.788	-0.017
4	3	7V Biased HDR	1.786	1.77	-0.016
5	3	7V Biased HDR	1.855	1.831	-0.024
6	3	Unbiased HDR	1.768	1.779	0.011
7	3	Unbiased HDR	1.763	1.759	-0.004
8	3	Unbiased HDR	1.793	1.775	-0.018
9	3	Unbiased HDR	1.869	1.86	-0.009
10	3	Unbiased HDR	1.82	1.832	0.012
11	10	7V Biased HDR	1.832	1.808	-0.024
12	10	7V Biased HDR	1.795	1.778	-0.017
13	10	7V Biased HDR	1.829	1.795	-0.034
14	10	7V Biased HDR	1.835	1.835	0
15	10	7V Biased HDR	1.799	1.792	-0.007
16	10	Unbiased HDR	1.791	1.77	-0.021
17	10	Unbiased HDR	1.83	1.813	-0.017
18	10	Unbiased HDR	1.799	1.797	-0.002
19	10	Unbiased HDR	1.817	1.824	0.007
20	10	Unbiased HDR	1.747	1.755	0.008
21	30	7V Biased HDR	1.821	1.786	-0.035
22	30	7V Biased HDR	1.778	1.774	-0.004
23	30	7V Biased HDR	1.835	1.845	0.01
24	30	7V Biased HDR	1.793	1.75	-0.043
25	30	7V Biased HDR	1.828	1.804	-0.024
26	30	Unbiased HDR	1.799	1.804	0.005
27	30	Unbiased HDR	1.828	1.805	-0.023
28	30	Unbiased HDR	1.822	1.802	-0.02
29	30	Unbiased HDR	1.86	1.833	-0.027
30	30	Unbiased HDR	1.821	1.82	-0.001
31	50	7V Biased HDR	1.81	1.775	-0.035
32	50	7V Biased HDR	1.791	1.781	-0.01
33	50	7V Biased HDR	1.863	1.825	-0.038
34	50	7V Biased HDR	1.817	1.812	-0.005
35	50	7V Biased HDR	1.807	1.802	-0.005
36	50	Unbiased HDR	1.835	1.814	-0.021
37	50	Unbiased HDR	1.816	1.782	-0.034
38	50	Unbiased HDR	1.774	1.752	-0.022
39	50	Unbiased HDR	1.848	1.822	-0.026
40	50	Unbiased HDR	1.788	1.77	-0.018
41	100	7V Biased HDR	1.851	1.801	-0.05
42	100	7V Biased HDR	1.819	1.815	-0.004
43	100	7V Biased HDR	1.85	1.828	-0.022
44	100	7V Biased HDR	1.794	1.774	-0.02
45	100	7V Biased HDR	1.852	1.792	-0.06
46	100	Unbiased HDR	1.773	1.752	-0.021
47	100	Unbiased HDR	1.83	1.785	-0.045
48	100	Unbiased HDR	1.795	1.758	-0.037
49	100	Unbiased HDR	1.841	1.782	-0.059
50	100	Unbiased HDR	1.792	1.757	-0.035
51	0	Correlation	1.783	1.768	-0.015
52	0	Correlation	1.748	1.751	0.003
53	0	Correlation	1.834	1.839	0.005
54	0	Correlation	1.77	1.794	0.024
55	0	Correlation	1.789	1.797	0.008

TID vs Post - Pre Exposure Delta

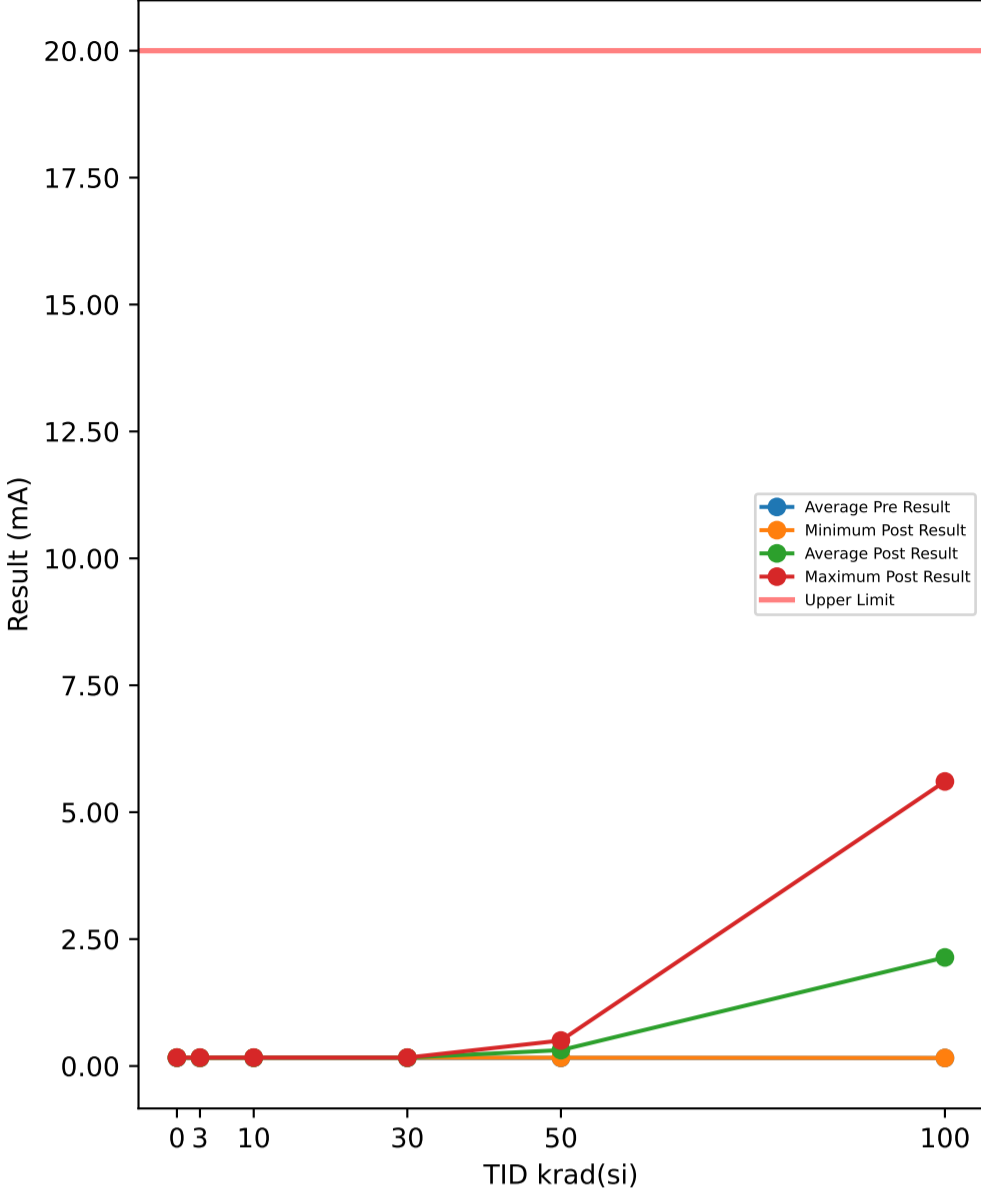


Test Statistics (mSec)

krad(si)	Pre Exposure Min	Pre Exposure Avg	Pre Exposure Max	Pre Exposure Std	Post Exposure Min	Post Exposure Avg	Post Exposure Max	Post Exposure Std	Min Delta	Avg Delta	Max Delta	Std Delta
0	1.748	1.7848	1.834	0.031681	1.751	1.7898	1.839	0.033432	-0.015	0.005	0.024	0.01391
3	1.763	1.808	1.869	0.034335	1.759	1.7988	1.86	0.034531	-0.03	-0.0092	0.012	0.014413
10	1.747	1.8074	1.835	0.027179	1.755	1.7967	1.835	0.024568	-0.034	-0.0107	0.008	0.014032
30	1.778	1.8185	1.86	0.023263	1.75	1.8023	1.845	0.027677	-0.043	-0.0162	0.01	0.017719
50	1.774	1.8149	1.863	0.027634	1.752	1.7935	1.825	0.02482	-0.038	-0.0214	-0.005	0.012112
100	1.773	1.8197	1.852	0.029288	1.752	1.7844	1.828	0.025347	-0.06	-0.0353	-0.004	0.0185

Device Test: 3.1 IRCP_EN_0V(IRCP_1p5V)

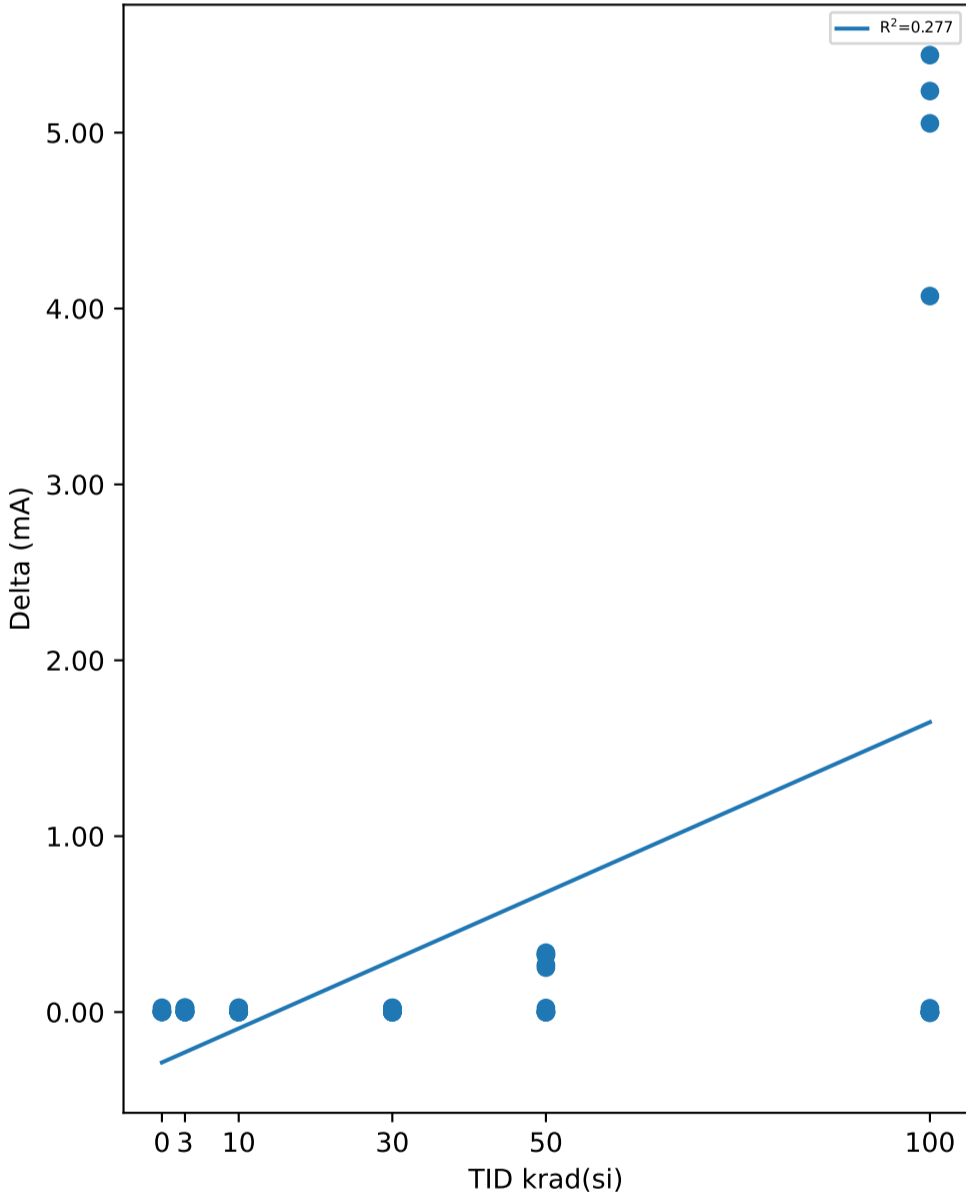
TID vs Result Stats



Test Results (Upper Limit = 20.0 (mA))

Serial #	krad(si)	Exposure Conditions	Pre Result	Post Result	Delta
1	3	7V Biased HDR	0.1399	0.1639	0.024
2	3	7V Biased HDR	0.1646	0.1653	0.0007
3	3	7V Biased HDR	0.1621	0.1638	0.0017
4	3	7V Biased HDR	0.1658	0.1664	0.0006
5	3	7V Biased HDR	0.1369	0.1608	0.0239
6	3	Unbiased HDR	0.1656	0.1668	0.0012
7	3	Unbiased HDR	0.1644	0.1658	0.0014
8	3	Unbiased HDR	0.1642	0.1646	0.0004
9	3	Unbiased HDR	0.1401	0.1657	0.0256
10	3	Unbiased HDR	0.1657	0.1664	0.0007
11	10	7V Biased HDR	0.1659	0.1656	-0.0003
12	10	7V Biased HDR	0.1642	0.1637	-0.0005
13	10	7V Biased HDR	0.1409	0.1651	0.0242
14	10	7V Biased HDR	0.1642	0.1649	0.0007
15	10	7V Biased HDR	0.1643	0.1659	0.0016
16	10	Unbiased HDR	0.1656	0.1667	0.0011
17	10	Unbiased HDR	0.1398	0.1637	0.0239
18	10	Unbiased HDR	0.165	0.1653	0.0003
19	10	Unbiased HDR	0.1636	0.1648	0.0012
20	10	Unbiased HDR	0.165	0.1657	0.0007
21	30	7V Biased HDR	0.1414	0.1649	0.0235
22	30	7V Biased HDR	0.1645	0.1638	-0.0007
23	30	7V Biased HDR	0.1639	0.1661	0.0022
24	30	7V Biased HDR	0.165	0.1659	0.0009
25	30	7V Biased HDR	0.1416	0.1649	0.0233
26	30	Unbiased HDR	0.1655	0.1651	-0.0004
27	30	Unbiased HDR	0.165	0.1651	0.0001
28	30	Unbiased HDR	0.1662	0.1658	-0.0004
29	30	Unbiased HDR	0.1404	0.1646	0.0242
30	30	Unbiased HDR	0.1648	0.1653	0.0005
31	50	7V Biased HDR	0.1641	0.433	0.2689
32	50	7V Biased HDR	0.1655	0.5029	0.3374
33	50	7V Biased HDR	0.1416	0.4643	0.3227
34	50	7V Biased HDR	0.1663	0.419	0.2527
35	50	7V Biased HDR	0.1638	0.4913	0.3275
36	50	Unbiased HDR	0.1651	0.165	-0.0001
37	50	Unbiased HDR	0.1415	0.1645	0.023
38	50	Unbiased HDR	0.1657	0.1653	-0.0004
39	50	Unbiased HDR	0.1626	0.1643	0.0017
40	50	Unbiased HDR	0.1647	0.1637	-0.001
41	100	7V Biased HDR	0.1414	4.2123	4.0709
42	100	7V Biased HDR	0.1662	5.4027	5.2365
43	100	7V Biased HDR	0.1633	0.159	-0.0043
44	100	7V Biased HDR	0.1647	5.6055	5.4408
45	100	7V Biased HDR	0.1411	5.1939	5.0528
46	100	Unbiased HDR	0.1653	0.1632	-0.0021
47	100	Unbiased HDR	0.1632	0.163	-0.0002
48	100	Unbiased HDR	0.1656	0.1632	-0.0024
49	100	Unbiased HDR	0.1412	0.1628	0.0216
50	100	Unbiased HDR	0.166	0.1642	-0.0018
51	0	Correlation	0.1645	0.1665	0.002
52	0	Correlation	0.1651	0.1661	0.001
53	0	Correlation	0.1427	0.167	0.0243
54	0	Correlation	0.1653	0.1663	0.001
55	0	Correlation	0.1648	0.1663	0.0015

TID vs Post - Pre Exposure Delta

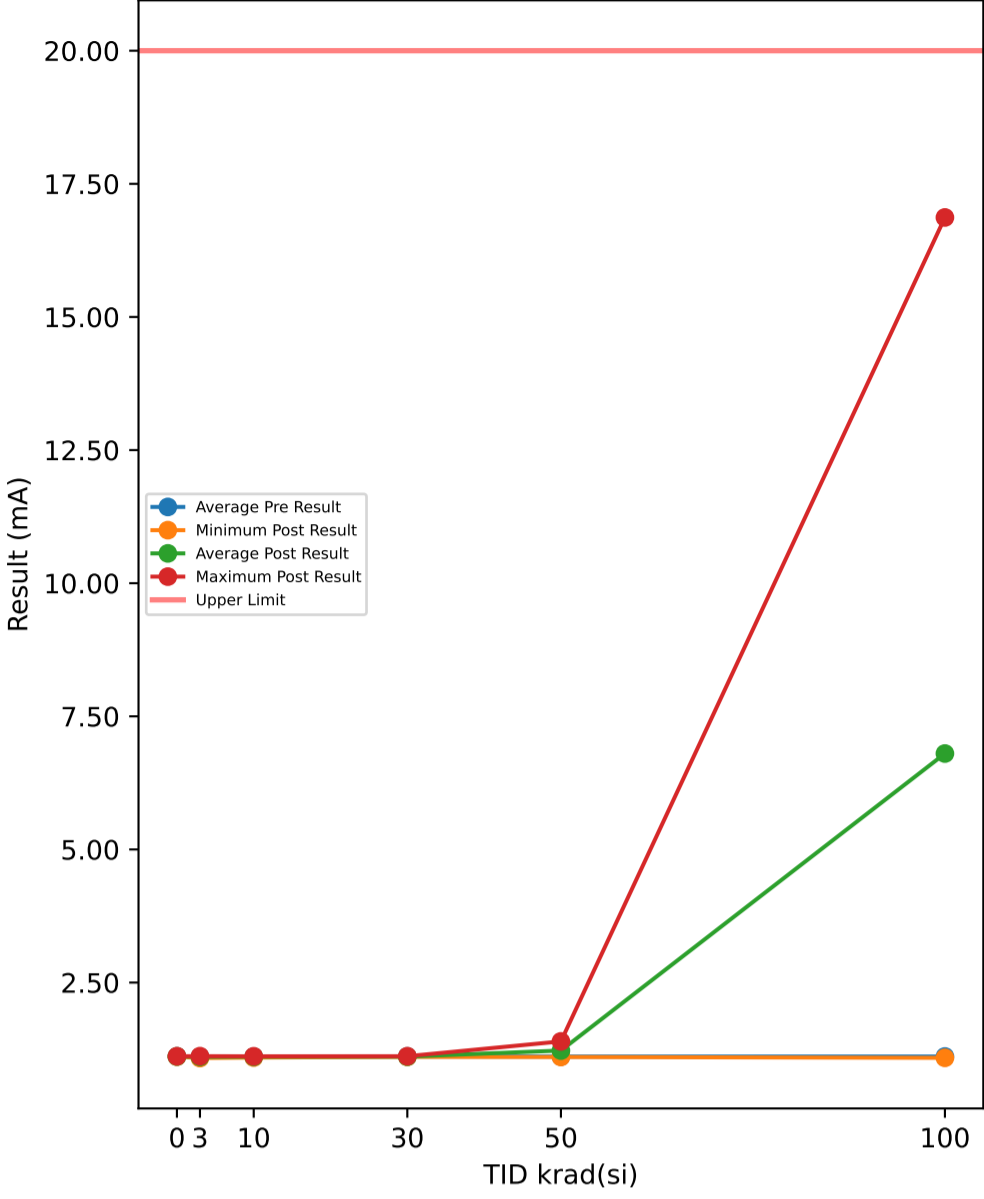


Test Statistics (mA)

krad(si)	Pre Exposure Min	Pre Exposure Avg	Pre Exposure Max	Pre Exposure Std	Post Exposure Min	Post Exposure Avg	Post Exposure Max	Post Exposure Std	Min Delta	Avg Delta	Max Delta	Std Delta
0	0.1427	0.16048	0.1653	0.0099439	0.1661	0.16644	0.167	0.00034351	0.001	0.00596	0.0243	0.010261
3	0.1369	0.15693	0.1658	0.01247	0.1608	0.16495	0.1668	0.001789	0.0004	0.00802	0.0256	0.011388
10	0.1398	0.15985	0.1659	0.010304	0.1637	0.16514	0.1667	0.00093595	-0.0005	0.00529	0.0242	0.0099086
30	0.1404	0.15783	0.1662	0.011541	0.1638	0.16515	0.1661	0.00068028	-0.0007	0.00732	0.0242	0.011312
50	0.1415	0.16009	0.1663	0.0098278	0.1637	0.31333	0.5029	0.15866	-0.001	0.15324	0.3374	0.15885
100	0.1411	0.1578	0.1662	0.011476	0.159	2.139	5.6055	2.5763	-0.0043	1.9812	5.4408	2.5793

Device Test: 3.10 IRCP_EN_7V(IRCP_7p0_EN7p0V)

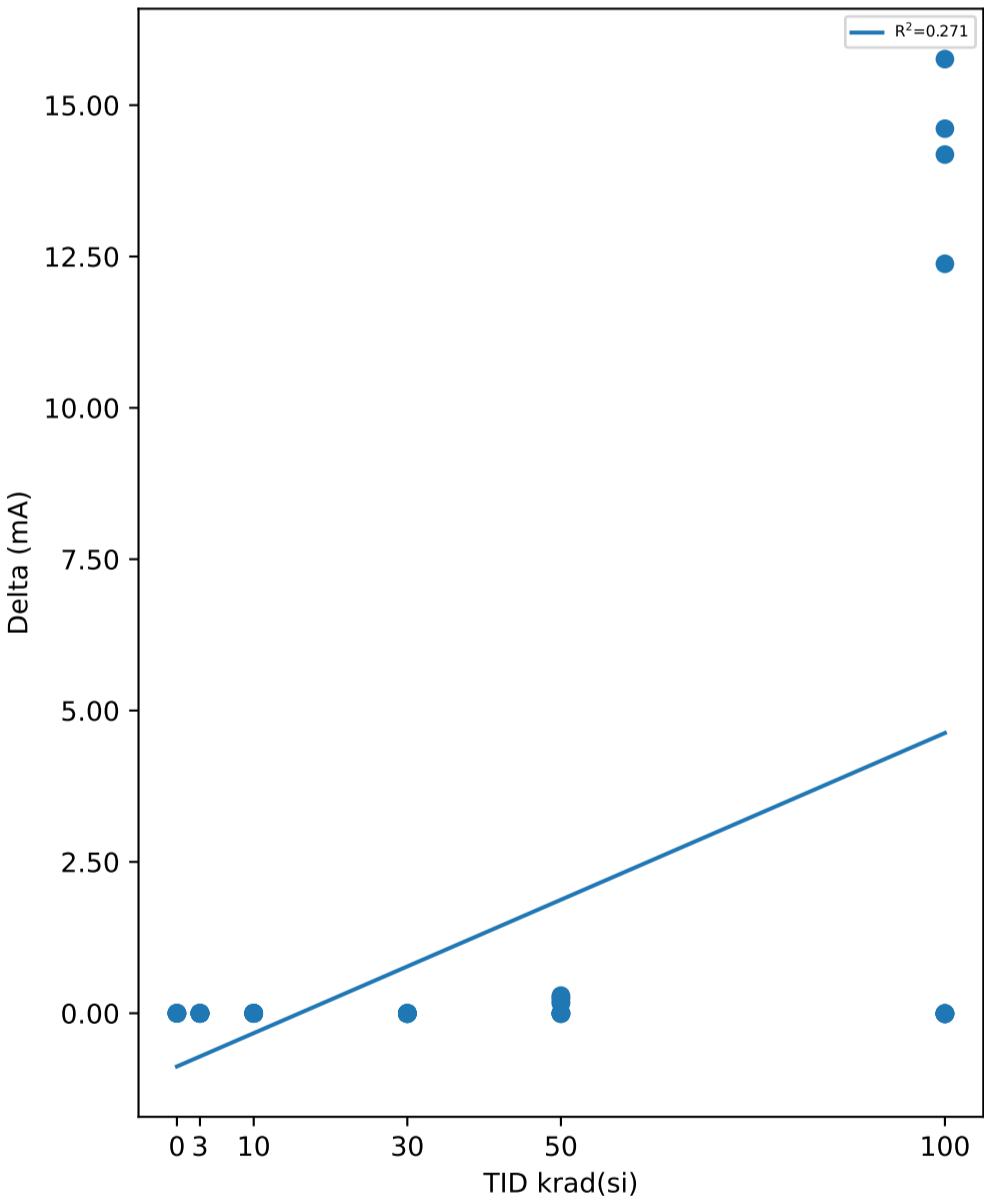
TID vs Result Stats



Test Results (Upper Limit = 20.0 (mA))

Serial #	krad(si)	Exposure Conditions	Pre Result	Post Result	Delta
1	3	7V Biased HDR	1.1113	1.1086	-0.0027
2	3	7V Biased HDR	1.0989	1.0955	-0.0034
3	3	7V Biased HDR	1.0809	1.0825	0.0016
4	3	7V Biased HDR	1.1069	1.1072	0.0003
5	3	7V Biased HDR	1.0992	1.0941	-0.0051
6	3	Unbiased HDR	1.1207	1.1177	-0.003
7	3	Unbiased HDR	1.1167	1.1179	0.0012
8	3	Unbiased HDR	1.0958	1.0965	0.0007
9	3	Unbiased HDR	1.115	1.1124	-0.0026
10	3	Unbiased HDR	1.1121	1.1098	-0.0023
11	10	7V Biased HDR	1.1102	1.11	-0.0002
12	10	7V Biased HDR	1.0951	1.0954	0.0003
13	10	7V Biased HDR	1.1181	1.114	-0.0041
14	10	7V Biased HDR	1.1074	1.1042	-0.0032
15	10	7V Biased HDR	1.1155	1.1155	0
16	10	Unbiased HDR	1.1129	1.1126	-0.0003
17	10	Unbiased HDR	1.094	1.0918	-0.0022
18	10	Unbiased HDR	1.107	1.1057	-0.0013
19	10	Unbiased HDR	1.1075	1.1048	-0.0027
20	10	Unbiased HDR	1.1155	1.1154	-0.0001
21	30	7V Biased HDR	1.1116	1.1047	-0.0069
22	30	7V Biased HDR	1.1104	1.1047	-0.0057
23	30	7V Biased HDR	1.1077	1.1066	-0.0011
24	30	7V Biased HDR	1.1141	1.1123	-0.0018
25	30	7V Biased HDR	1.1104	1.1075	-0.0029
26	30	Unbiased HDR	1.1197	1.1171	-0.0026
27	30	Unbiased HDR	1.1129	1.1092	-0.0037
28	30	Unbiased HDR	1.1105	1.1095	-0.001
29	30	Unbiased HDR	1.1134	1.1079	-0.0055
30	30	Unbiased HDR	1.1196	1.1157	-0.0039
31	50	7V Biased HDR	1.1144	1.2999	0.1855
32	50	7V Biased HDR	1.1041	1.3951	0.291
33	50	7V Biased HDR	1.1134	1.3547	0.2413
34	50	7V Biased HDR	1.1173	1.2797	0.1624
35	50	7V Biased HDR	1.1032	1.367	0.2638
36	50	Unbiased HDR	1.1097	1.1085	-0.0012
37	50	Unbiased HDR	1.1172	1.1096	-0.0076
38	50	Unbiased HDR	1.1165	1.1105	-0.006
39	50	Unbiased HDR	1.1054	1.1022	-0.0032
40	50	Unbiased HDR	1.1095	1.1081	-0.0014
41	100	7V Biased HDR	1.114	13.493	12.379
42	100	7V Biased HDR	1.1199	15.732	14.612
43	100	7V Biased HDR	1.0918	1.0866	-0.0052
44	100	7V Biased HDR	1.1078	16.868	15.761
45	100	7V Biased HDR	1.1068	15.291	14.184
46	100	Unbiased HDR	1.1193	1.1117	-0.0076
47	100	Unbiased HDR	1.1129	1.1081	-0.0048
48	100	Unbiased HDR	1.1093	1.1047	-0.0046
49	100	Unbiased HDR	1.1157	1.1053	-0.0104
50	100	Unbiased HDR	1.119	1.1116	-0.0074
51	0	Correlation	1.1134	1.1147	0.0013
52	0	Correlation	1.1158	1.117	0.0012
53	0	Correlation	1.1136	1.1104	-0.0032
54	0	Correlation	1.1154	1.1146	-0.0008
55	0	Correlation	1.1093	1.109	-0.0003

TID vs Post - Pre Exposure Delta

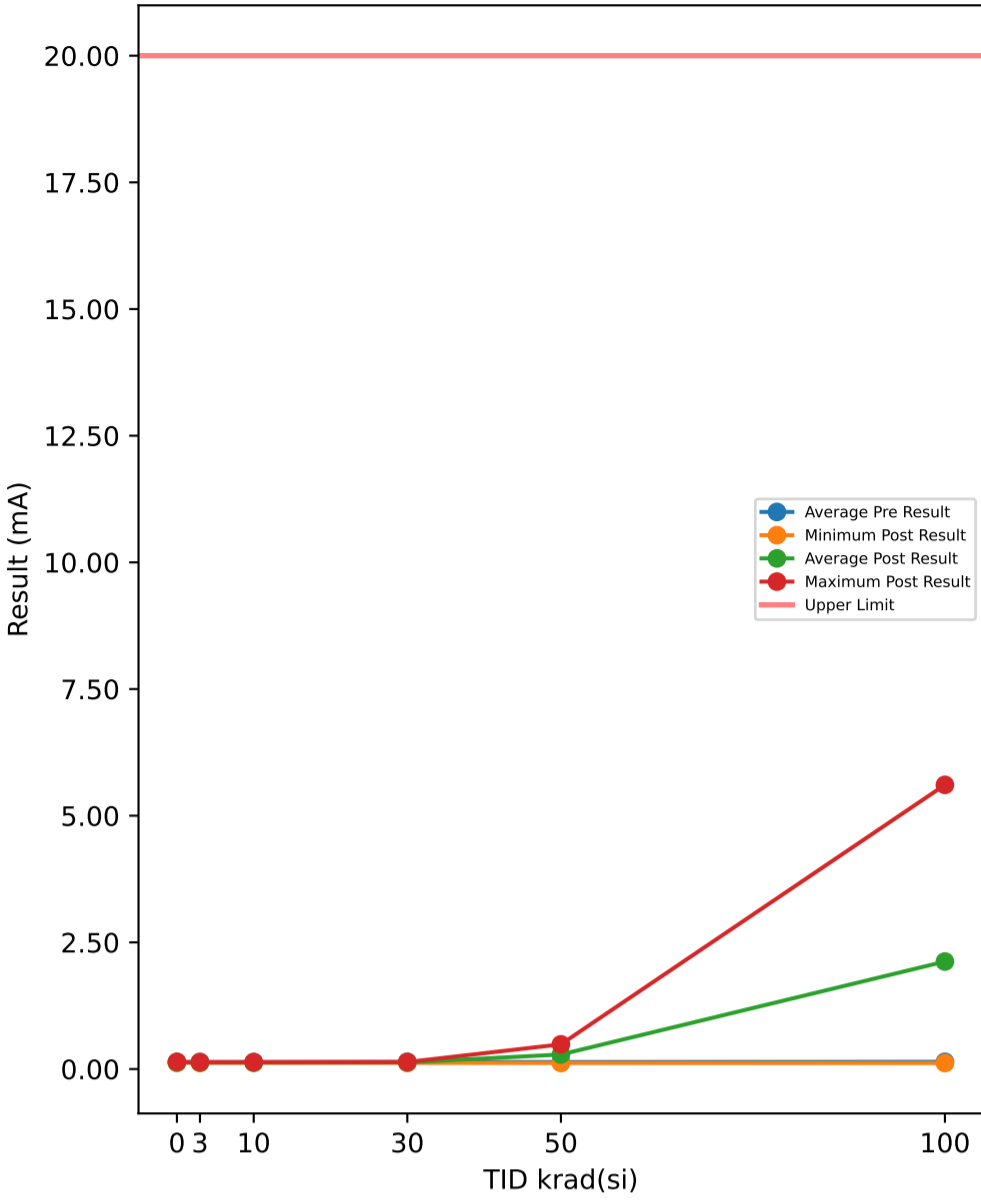


Test Statistics (mA)

krad(si)	Pre Exposure Min	Pre Exposure Avg	Pre Exposure Max	Pre Exposure Std	Post Exposure Min	Post Exposure Avg	Post Exposure Max	Post Exposure Std	Min Delta	Avg Delta	Max Delta	Std Delta
0	1.1093	1.1135	1.1158	0.0025768	1.109	1.1131	1.117	0.0033208	-0.0032	-0.00036	0.0013	0.0018338
3	1.0809	1.1058	1.1207	0.012054	1.0825	1.1042	1.1179	0.01157	-0.0051	-0.00153	0.0016	0.0022872
10	1.094	1.1083	1.1181	0.0082081	1.0918	1.1069	1.1155	0.0082469	-0.0041	-0.00138	0.0003	0.0015655
30	1.1077	1.113	1.1197	0.003939	1.1047	1.1095	1.1171	0.004284	-0.0069	-0.00351	-0.001	0.0020185
50	1.1032	1.1111	1.1173	0.0054711	1.1022	1.2235	1.3951	0.12616	-0.0076	0.11246	0.291	0.12777
100	1.0918	1.1117	1.1199	0.0084458	1.0866	6.8012	16.868	7.3986	-0.0104	5.6895	15.761	7.3983

Device Test: 3.11 IRCP_EN_7V(IRCP_1p5_EN7p0V)

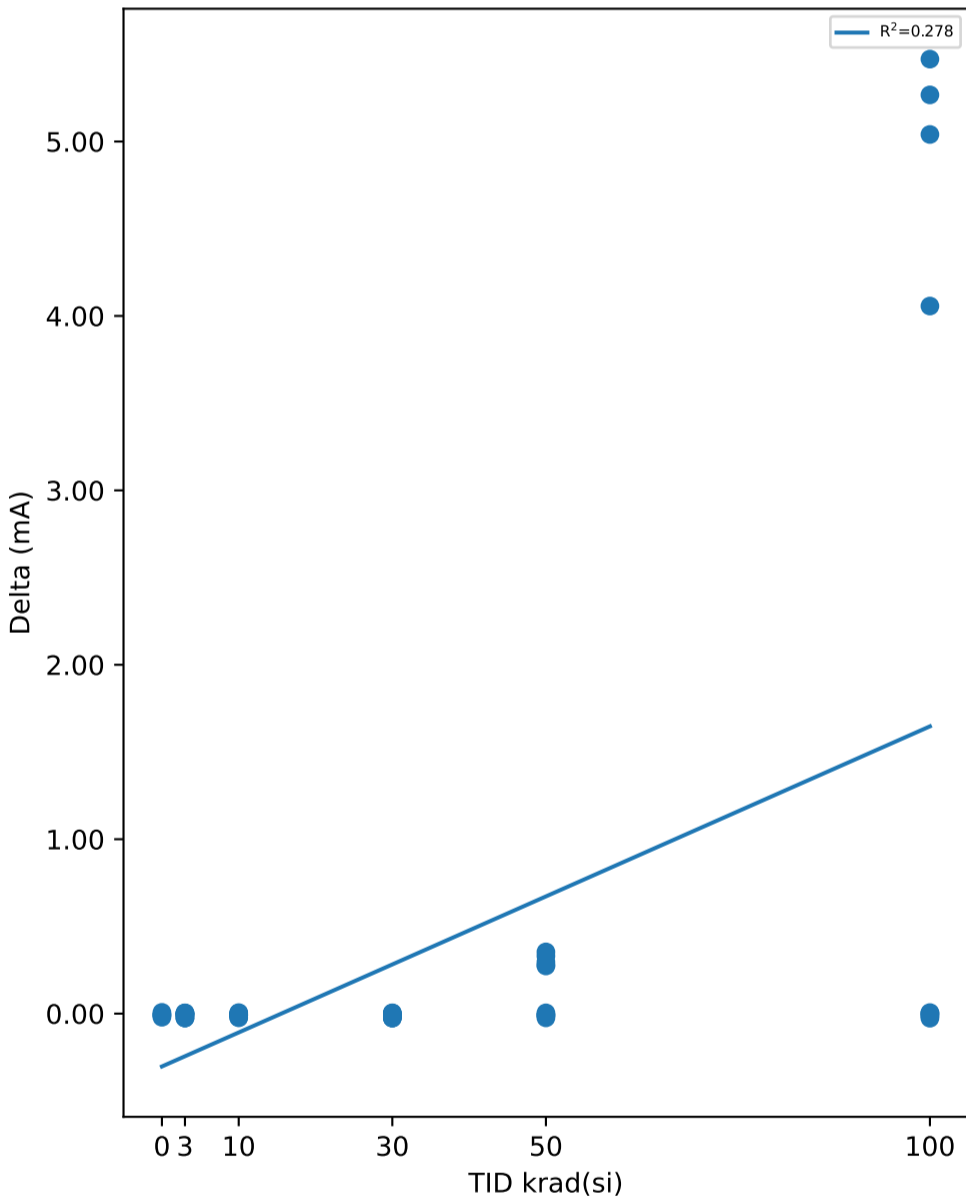
TID vs Result Stats



Test Results (Upper Limit = 20.0 (mA))

Serial #	krad(si)	Exposure Conditions	Pre Result	Post Result	Delta
1	3	7V Biased HDR	0.1541	0.1291	-0.025
2	3	7V Biased HDR	0.1293	0.1321	0.0028
3	3	7V Biased HDR	0.1247	0.1209	-0.0038
4	3	7V Biased HDR	0.1286	0.1233	-0.0053
5	3	7V Biased HDR	0.1527	0.1289	-0.0238
6	3	Unbiased HDR	0.1319	0.1362	0.0043
7	3	Unbiased HDR	0.1292	0.1227	-0.0065
8	3	Unbiased HDR	0.1288	0.1236	-0.0052
9	3	Unbiased HDR	0.1579	0.1333	-0.0246
10	3	Unbiased HDR	0.1336	0.1369	0.0033
11	10	7V Biased HDR	0.1319	0.1222	-0.0097
12	10	7V Biased HDR	0.131	0.1238	-0.0072
13	10	7V Biased HDR	0.1566	0.134	-0.0226
14	10	7V Biased HDR	0.131	0.1365	0.0055
15	10	7V Biased HDR	0.1302	0.1222	-0.008
16	10	Unbiased HDR	0.1312	0.1263	-0.0049
17	10	Unbiased HDR	0.1557	0.1324	-0.0233
18	10	Unbiased HDR	0.1336	0.1376	0.004
19	10	Unbiased HDR	0.1318	0.1218	-0.01
20	10	Unbiased HDR	0.1314	0.1267	-0.0047
21	30	7V Biased HDR	0.1575	0.1334	-0.0241
22	30	7V Biased HDR	0.1314	0.1359	0.0045
23	30	7V Biased HDR	0.13	0.1211	-0.0089
24	30	7V Biased HDR	0.1316	0.1259	-0.0057
25	30	7V Biased HDR	0.1606	0.1344	-0.0262
26	30	Unbiased HDR	0.1383	0.138	-0.0003
27	30	Unbiased HDR	0.1371	0.121	-0.0161
28	30	Unbiased HDR	0.1381	0.1263	-0.0118
29	30	Unbiased HDR	0.1584	0.1342	-0.0242
30	30	Unbiased HDR	0.1348	0.1384	0.0036
31	50	7V Biased HDR	0.1317	0.405	0.2733
32	50	7V Biased HDR	0.1335	0.4873	0.3538
33	50	7V Biased HDR	0.1597	0.4557	0.296
34	50	7V Biased HDR	0.1353	0.4132	0.2779
35	50	7V Biased HDR	0.133	0.4636	0.3306
36	50	Unbiased HDR	0.1347	0.1254	-0.0093
37	50	Unbiased HDR	0.1587	0.1345	-0.0242
38	50	Unbiased HDR	0.1334	0.1378	0.0044
39	50	Unbiased HDR	0.1306	0.1194	-0.0112
40	50	Unbiased HDR	0.1314	0.1252	-0.0062
41	100	7V Biased HDR	0.1606	4.2174	4.0568
42	100	7V Biased HDR	0.1379	5.4052	5.2673
43	100	7V Biased HDR	0.1346	0.1405	0.0059
44	100	7V Biased HDR	0.1364	5.6088	5.4724
45	100	7V Biased HDR	0.1585	5.1989	5.0404
46	100	Unbiased HDR	0.1343	0.1354	0.0011
47	100	Unbiased HDR	0.1325	0.118	-0.0145
48	100	Unbiased HDR	0.1336	0.1234	-0.0102
49	100	Unbiased HDR	0.1583	0.1321	-0.0262
50	100	Unbiased HDR	0.1344	0.1366	0.0022
51	0	Correlation	0.1314	0.1225	-0.0089
52	0	Correlation	0.1334	0.1286	-0.0048
53	0	Correlation	0.1588	0.1381	-0.0207
54	0	Correlation	0.134	0.1412	0.0072
55	0	Correlation	0.1316	0.123	-0.0086

TID vs Post - Pre Exposure Delta

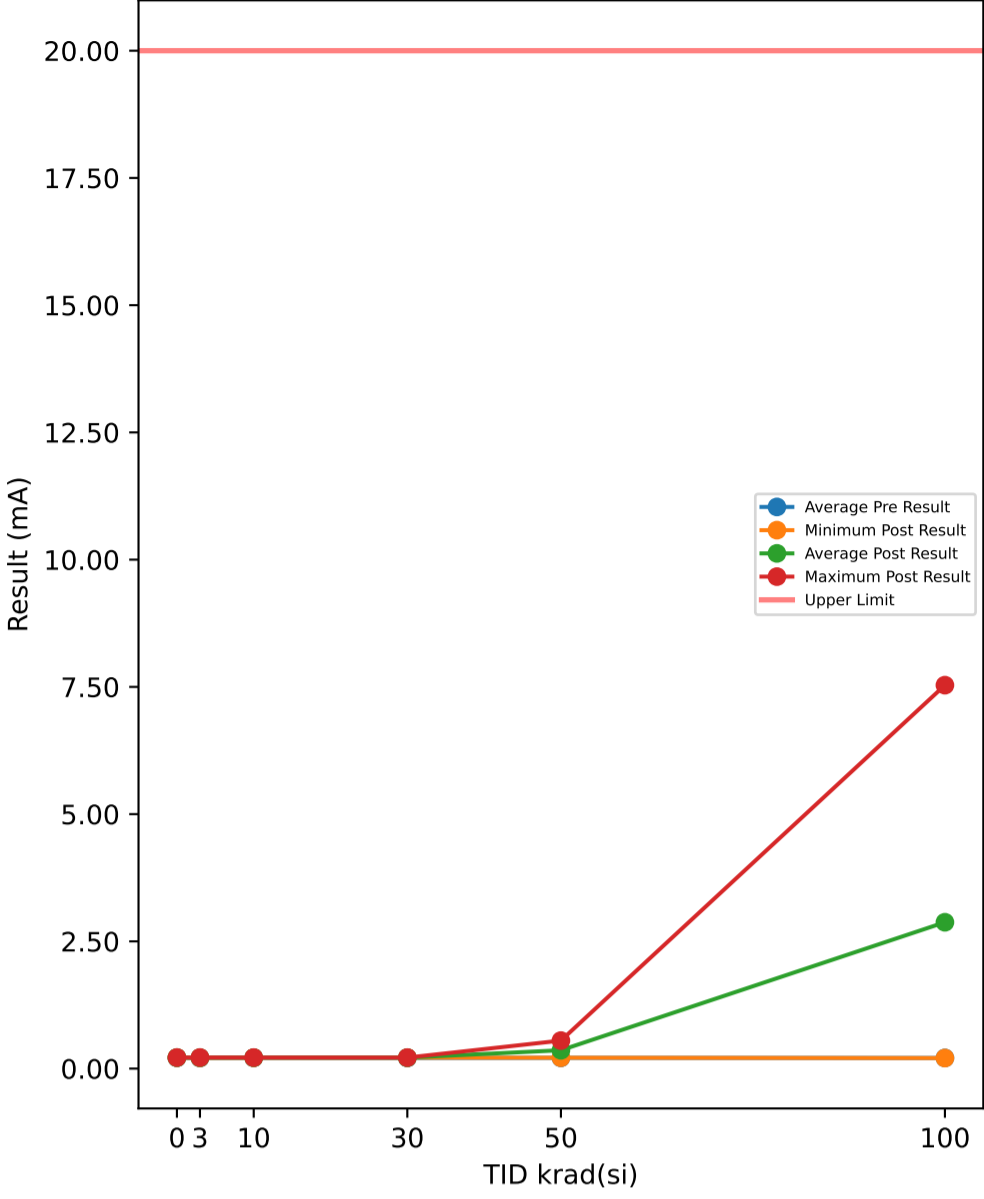


Test Statistics (mA)

krad(si)	Pre Exposure Min	Pre Exposure Avg	Pre Exposure Max	Pre Exposure Std	Post Exposure Min	Post Exposure Avg	Post Exposure Max	Post Exposure Std	Min Delta	Avg Delta	Max Delta	Std Delta
0	0.1314	0.13784	0.1588	0.011771	0.1225	0.13068	0.1412	0.0086016	-0.0207	-0.00716	0.0072	0.010003
3	0.1247	0.13708	0.1579	0.012572	0.1209	0.1287	0.1369	0.005854	-0.025	-0.00838	0.0043	0.011754
10	0.1302	0.13644	0.1566	0.010427	0.1218	0.12835	0.1376	0.0062047	-0.0233	-0.00809	0.0055	0.0094366
30	0.13	0.14178	0.1606	0.012129	0.121	0.13086	0.1384	0.006677	-0.0262	-0.01092	0.0045	0.011566
50	0.1306	0.1382	0.1597	0.011163	0.1194	0.28671	0.4873	0.1685	-0.0242	0.14851	0.3538	0.1681
100	0.1325	0.14211	0.1606	0.011854	0.118	2.1216	5.6088	2.5944	-0.0262	1.9795	5.4724	2.59

Device Test: 3.3 IRCP_EN_0V(IRCP_1p8V)

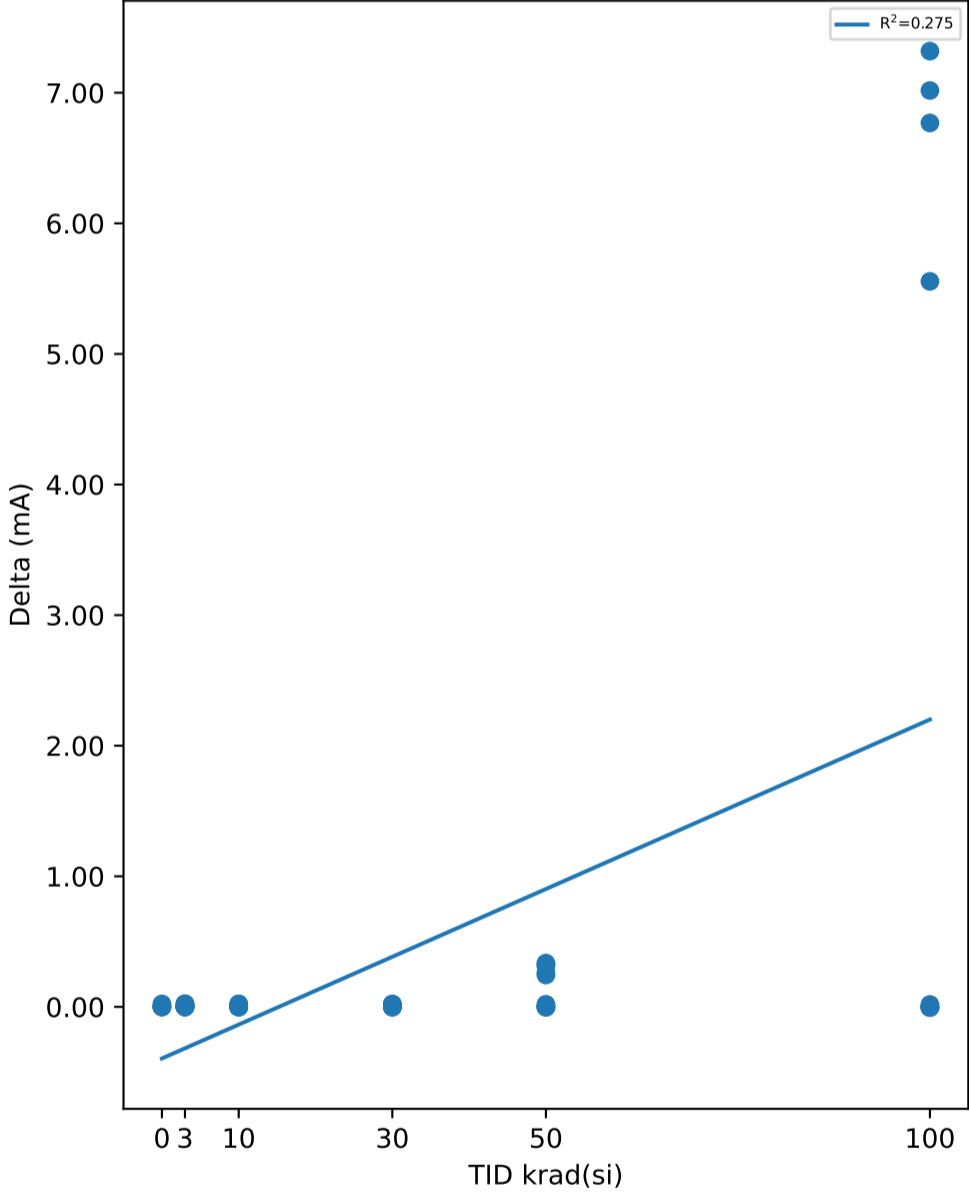
TID vs Result Stats



Test Results (Upper Limit = 20.0 (mA))

Serial #	krad(si)	Exposure Conditions	Pre Result	Post Result	Delta
1	3	7V Biased HDR	0.1922	0.2159	0.0237
2	3	7V Biased HDR	0.2136	0.2145	0.0009
3	3	7V Biased HDR	0.2131	0.2122	-0.0009
4	3	7V Biased HDR	0.2159	0.2167	0.0008
5	3	7V Biased HDR	0.1895	0.2112	0.0217
6	3	Unbiased HDR	0.2155	0.2178	0.0023
7	3	Unbiased HDR	0.2169	0.2169	0
8	3	Unbiased HDR	0.2142	0.2153	0.0011
9	3	Unbiased HDR	0.1929	0.2162	0.0233
10	3	Unbiased HDR	0.2153	0.2158	0.0005
11	10	7V Biased HDR	0.2155	0.2156	0.0001
12	10	7V Biased HDR	0.2135	0.2135	0
13	10	7V Biased HDR	0.1941	0.2157	0.0216
14	10	7V Biased HDR	0.2148	0.2145	-0.0003
15	10	7V Biased HDR	0.2159	0.2164	0.0005
16	10	Unbiased HDR	0.2164	0.2165	0.0001
17	10	Unbiased HDR	0.1905	0.2134	0.0229
18	10	Unbiased HDR	0.2149	0.2161	0.0012
19	10	Unbiased HDR	0.2153	0.2154	0.0001
20	10	Unbiased HDR	0.2168	0.2164	-0.0004
21	30	7V Biased HDR	0.1934	0.2145	0.0211
22	30	7V Biased HDR	0.2141	0.2146	0.0005
23	30	7V Biased HDR	0.2146	0.2155	0.0009
24	30	7V Biased HDR	0.2163	0.2157	-0.0006
25	30	7V Biased HDR	0.1942	0.2151	0.0209
26	30	Unbiased HDR	0.2156	0.2162	0.0006
27	30	Unbiased HDR	0.2164	0.2154	-0.001
28	30	Unbiased HDR	0.2166	0.2154	-0.0012
29	30	Unbiased HDR	0.1936	0.2146	0.021
30	30	Unbiased HDR	0.2155	0.2162	0.0007
31	50	7V Biased HDR	0.2153	0.4759	0.2606
32	50	7V Biased HDR	0.2149	0.5502	0.3353
33	50	7V Biased HDR	0.1936	0.5089	0.3153
34	50	7V Biased HDR	0.2161	0.4603	0.2442
35	50	7V Biased HDR	0.2148	0.5371	0.3223
36	50	Unbiased HDR	0.2164	0.215	-0.0014
37	50	Unbiased HDR	0.195	0.2149	0.0199
38	50	Unbiased HDR	0.2158	0.2154	-0.0004
39	50	Unbiased HDR	0.2156	0.2136	-0.002
40	50	Unbiased HDR	0.2146	0.2134	-0.0012
41	100	7V Biased HDR	0.1938	5.7495	5.5557
42	100	7V Biased HDR	0.2158	7.2329	7.0171
43	100	7V Biased HDR	0.2129	0.207	-0.0059
44	100	7V Biased HDR	0.2148	7.5336	7.3188
45	100	7V Biased HDR	0.1934	6.962	6.7686
46	100	Unbiased HDR	0.2156	0.2135	-0.0021
47	100	Unbiased HDR	0.215	0.2129	-0.0021
48	100	Unbiased HDR	0.2156	0.2129	-0.0027
49	100	Unbiased HDR	0.1942	0.2127	0.0185
50	100	Unbiased HDR	0.2155	0.2148	-0.0007
51	0	Correlation	0.2166	0.2165	-0.0001
52	0	Correlation	0.216	0.2158	-0.0002
53	0	Correlation	0.1945	0.2172	0.0227
54	0	Correlation	0.2152	0.2173	0.0021
55	0	Correlation	0.2166	0.2161	-0.0005

TID vs Post - Pre Exposure Delta

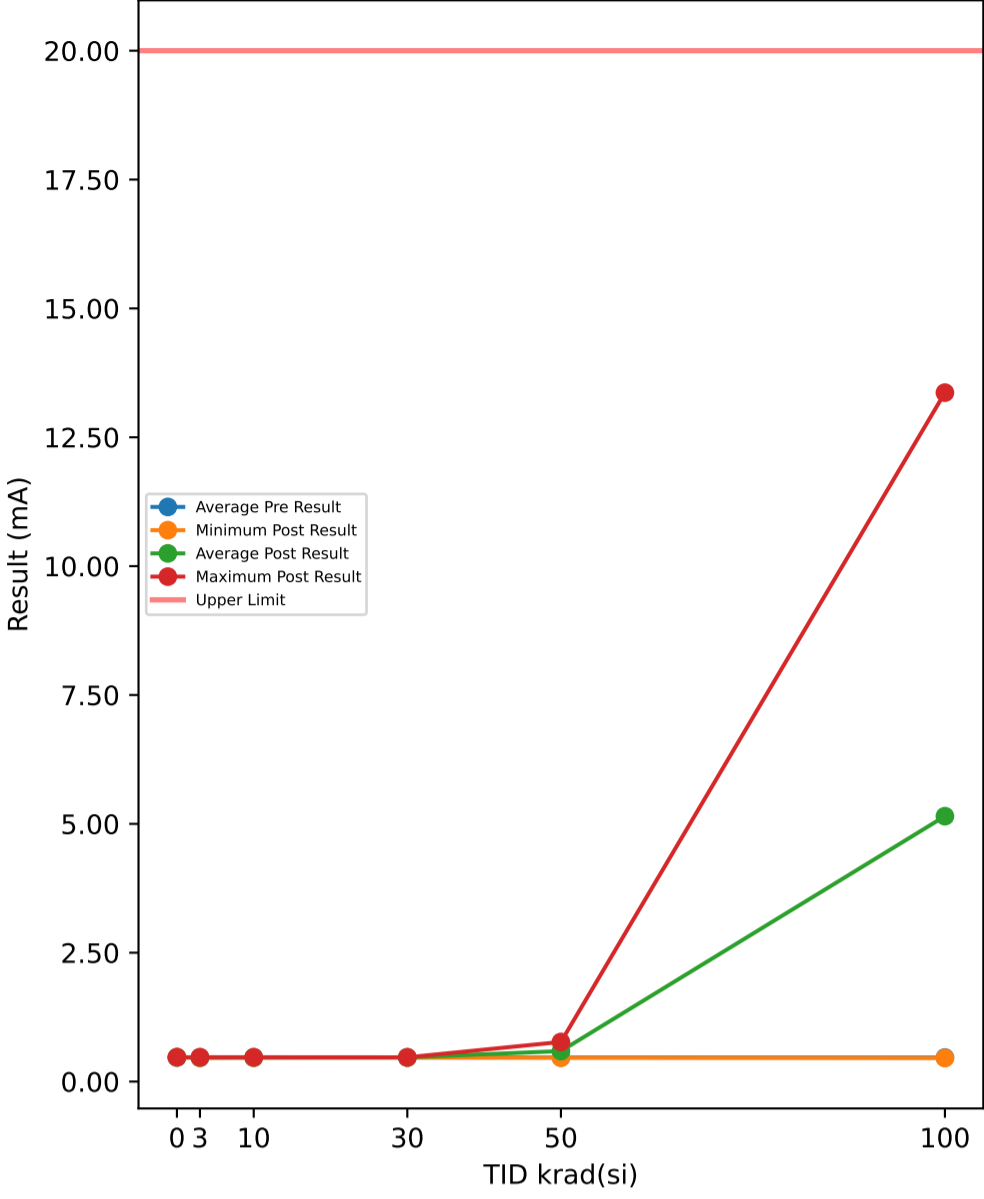


Test Statistics (mA)

krad(si)	Pre Exposure Min	Pre Exposure Avg	Pre Exposure Max	Pre Exposure Std	Post Exposure Min	Post Exposure Avg	Post Exposure Max	Post Exposure Std	Min Delta	Avg Delta	Max Delta	Std Delta
0	0.1945	0.21178	0.2166	0.0096769	0.2158	0.21658	0.2173	0.00066106	-0.0005	0.0048	0.0227	0.01006
3	0.1895	0.20791	0.2169	0.011386	0.2112	0.21525	0.2178	0.0020877	-0.0009	0.00734	0.0237	0.010779
10	0.1905	0.21077	0.2168	0.0098137	0.2134	0.21535	0.2165	0.0011655	-0.0004	0.00458	0.0229	0.0093284
30	0.1934	0.20903	0.2166	0.010586	0.2145	0.21532	0.2162	0.00062325	-0.0012	0.00629	0.0211	0.010177
50	0.1936	0.21121	0.2164	0.0089367	0.2134	0.36047	0.5502	0.15603	-0.002	0.14926	0.3353	0.15666
100	0.1934	0.20866	0.2158	0.010289	0.207	2.8752	7.5336	3.4673	-0.0059	2.6665	7.3188	3.4702

Device Test: 3.5 IRCP_EN_0V(IRCP_3p3V)

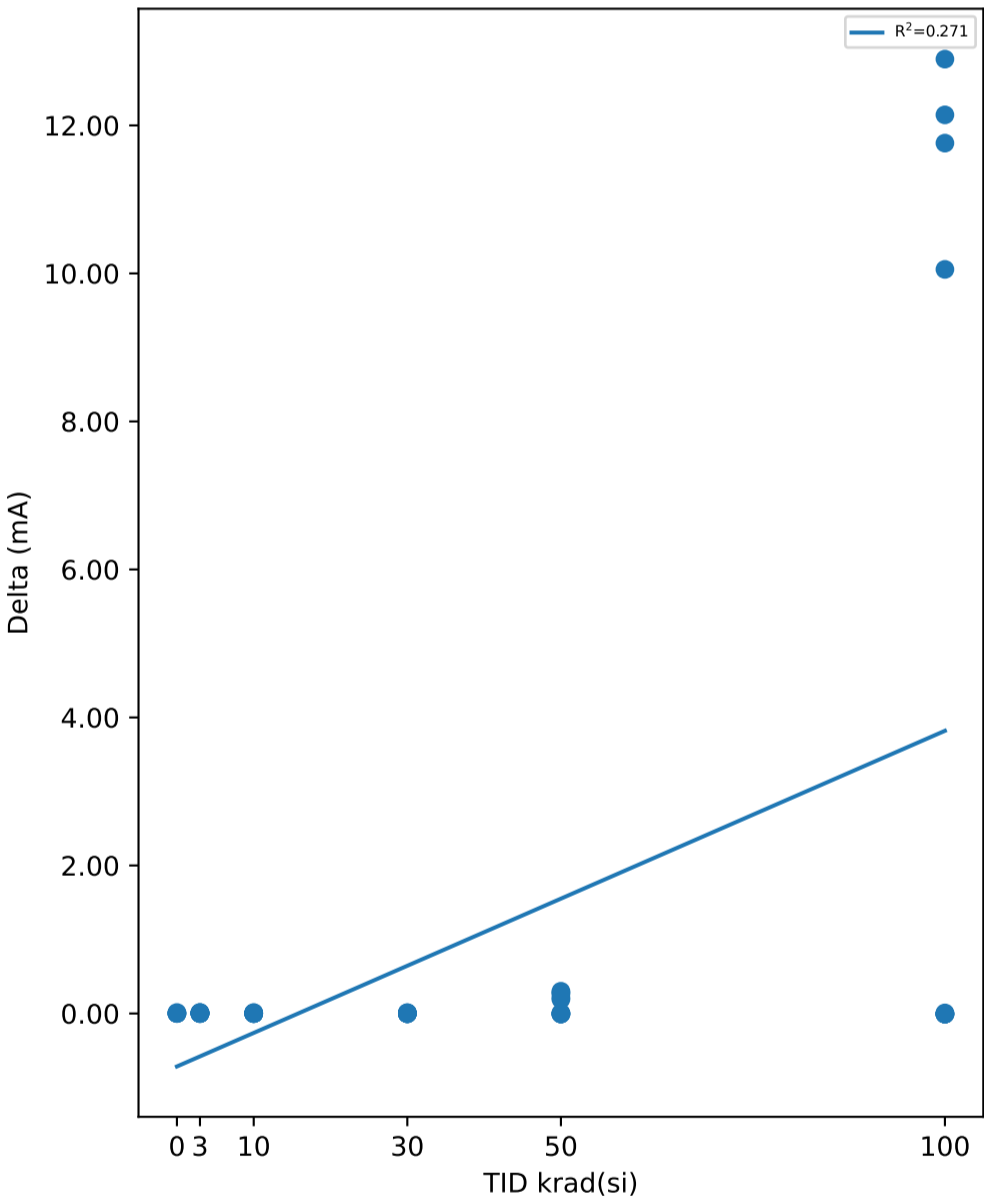
TID vs Result Stats



Test Results (Upper Limit = 20.0 (mA))

Serial #	krad(si)	Exposure Conditions	Pre Result	Post Result	Delta
1	3	7V Biased HDR	0.4571	0.469	0.0119
2	3	7V Biased HDR	0.4642	0.4652	0.001
3	3	7V Biased HDR	0.4582	0.4608	0.0026
4	3	7V Biased HDR	0.4701	0.47	-0.0001
5	3	7V Biased HDR	0.4509	0.4624	0.0115
6	3	Unbiased HDR	0.4716	0.4732	0.0016
7	3	Unbiased HDR	0.4736	0.4725	-0.0011
8	3	Unbiased HDR	0.4651	0.4653	0.0002
9	3	Unbiased HDR	0.4596	0.4709	0.0113
10	3	Unbiased HDR	0.4697	0.4695	-0.0002
11	10	7V Biased HDR	0.469	0.47	0.001
12	10	7V Biased HDR	0.4646	0.4647	0.0001
13	10	7V Biased HDR	0.4608	0.4715	0.0107
14	10	7V Biased HDR	0.4677	0.4676	-0.0001
15	10	7V Biased HDR	0.4721	0.4718	-0.0003
16	10	Unbiased HDR	0.4715	0.4713	-0.0002
17	10	Unbiased HDR	0.4523	0.4628	0.0105
18	10	Unbiased HDR	0.4686	0.4678	-0.0008
19	10	Unbiased HDR	0.468	0.4688	0.0008
20	10	Unbiased HDR	0.4724	0.4724	0
21	30	7V Biased HDR	0.4591	0.4675	0.0084
22	30	7V Biased HDR	0.4678	0.4666	-0.0012
23	30	7V Biased HDR	0.4685	0.4683	-0.0002
24	30	7V Biased HDR	0.4725	0.4707	-0.0018
25	30	7V Biased HDR	0.4596	0.4688	0.0092
26	30	Unbiased HDR	0.4722	0.4708	-0.0014
27	30	Unbiased HDR	0.4698	0.468	-0.0018
28	30	Unbiased HDR	0.4712	0.4694	-0.0018
29	30	Unbiased HDR	0.4586	0.4683	0.0097
30	30	Unbiased HDR	0.4724	0.4703	-0.0021
31	50	7V Biased HDR	0.4702	0.6829	0.2127
32	50	7V Biased HDR	0.4684	0.7687	0.3003
33	50	7V Biased HDR	0.4594	0.7234	0.264
34	50	7V Biased HDR	0.4717	0.6623	0.1906
35	50	7V Biased HDR	0.4671	0.7509	0.2838
36	50	Unbiased HDR	0.4716	0.4651	-0.0065
37	50	Unbiased HDR	0.4605	0.4684	0.0079
38	50	Unbiased HDR	0.4705	0.4656	-0.0049
39	50	Unbiased HDR	0.4682	0.4628	-0.0054
40	50	Unbiased HDR	0.4702	0.4653	-0.0049
41	100	7V Biased HDR	0.4603	10.515	10.054
42	100	7V Biased HDR	0.4726	12.615	12.142
43	100	7V Biased HDR	0.463	0.4563	-0.0067
44	100	7V Biased HDR	0.4702	13.366	12.896
45	100	7V Biased HDR	0.4562	12.217	11.761
46	100	Unbiased HDR	0.4712	0.4639	-0.0073
47	100	Unbiased HDR	0.4697	0.4628	-0.0069
48	100	Unbiased HDR	0.47	0.462	-0.008
49	100	Unbiased HDR	0.4597	0.467	0.0073
50	100	Unbiased HDR	0.472	0.4642	-0.0078
51	0	Correlation	0.4706	0.4719	0.0013
52	0	Correlation	0.4727	0.4727	0
53	0	Correlation	0.4583	0.4711	0.0128
54	0	Correlation	0.4708	0.4713	0.0005
55	0	Correlation	0.4699	0.4707	0.0008

TID vs Post - Pre Exposure Delta

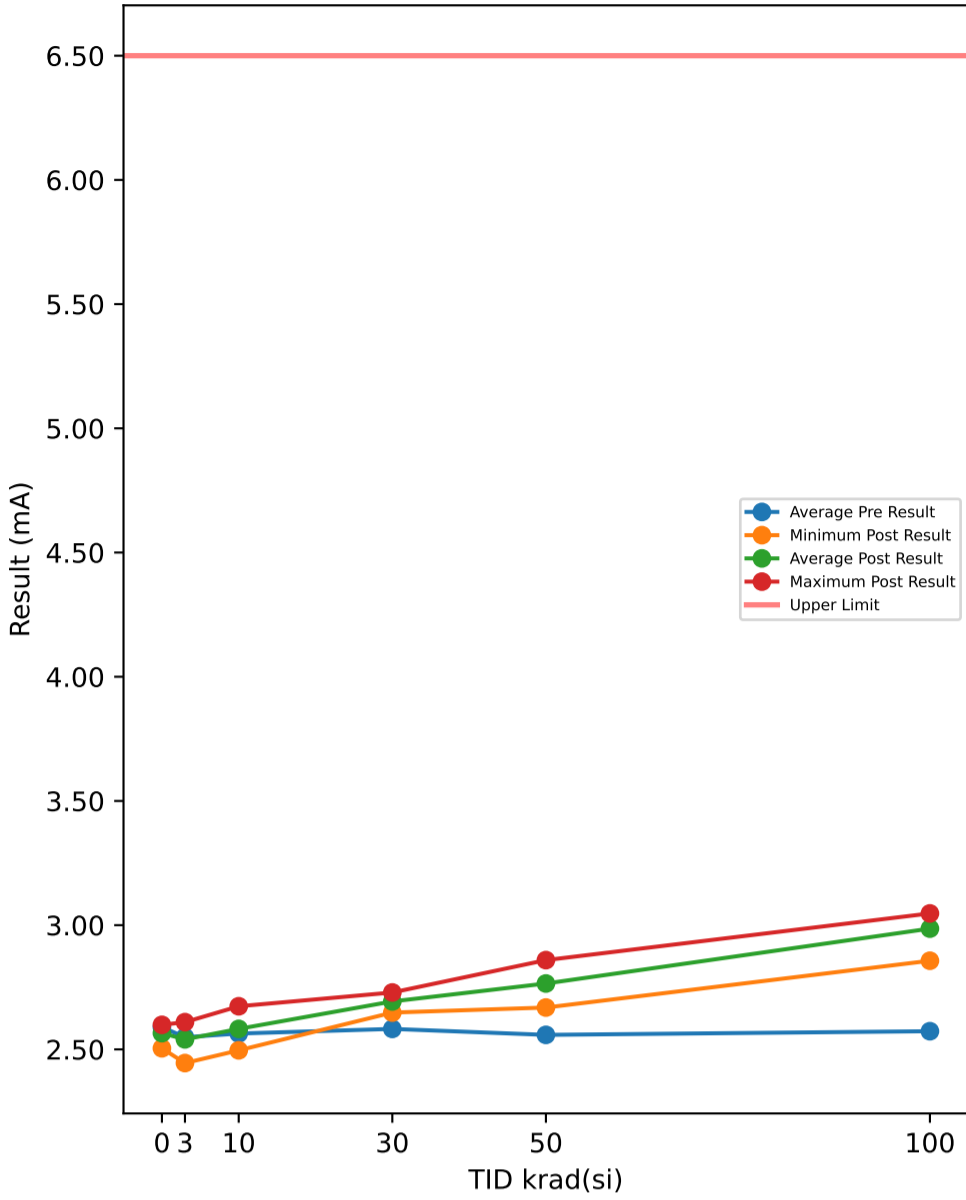


Test Statistics (mA)

krad(si)	Pre Exposure Min	Pre Exposure Avg	Pre Exposure Max	Pre Exposure Std	Post Exposure Min	Post Exposure Avg	Post Exposure Max	Post Exposure Std	Min Delta	Avg Delta	Max Delta	Std Delta
0	0.4583	0.46846	0.4727	0.0057735	0.4707	0.47154	0.4727	0.00077974	0	0.00308	0.0128	0.0054541
3	0.4509	0.46401	0.4736	0.0074019	0.4608	0.46788	0.4732	0.0042313	-0.0011	0.00387	0.0119	0.0054099
10	0.4523	0.4667	0.4724	0.0061722	0.4628	0.46887	0.4724	0.0031997	-0.0008	0.00217	0.0107	0.0044731
30	0.4586	0.46717	0.4725	0.0057952	0.4666	0.46887	0.4708	0.001408	-0.0021	0.0017	0.0097	0.005142
50	0.4594	0.46778	0.4717	0.0043883	0.4628	0.59154	0.7687	0.13624	-0.0065	0.12376	0.3003	0.13703
100	0.4562	0.46649	0.4726	0.0060438	0.4563	5.1489	13.366	6.0898	-0.008	4.6824	12.896	6.0909

Device Test: 3.6 IQ_VIN_5V(IQ_Vin_5p0V)

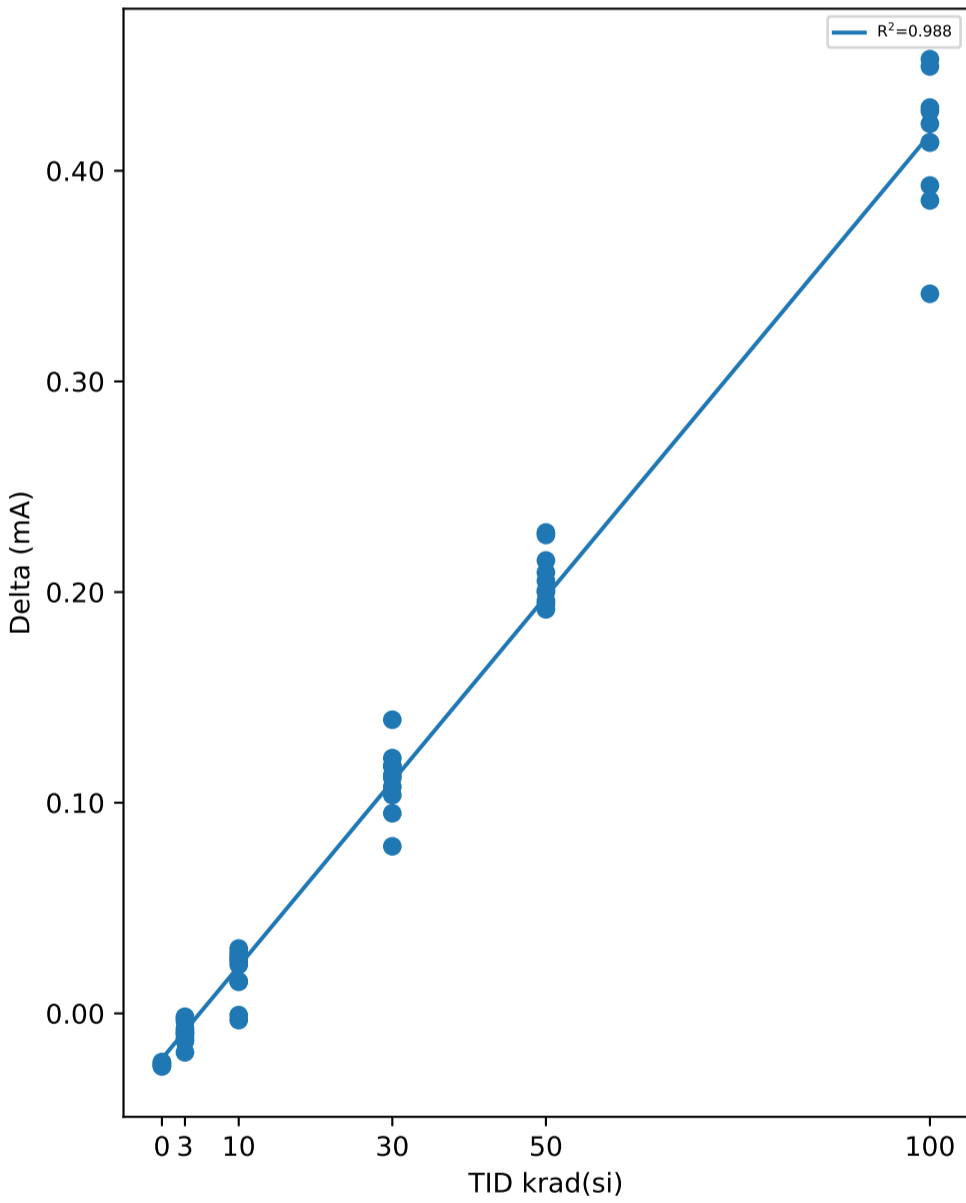
TID vs Result Stats



Test Results (Upper Limit = 6.5 (mA))

Serial #	krad(si)	Exposure Conditions	Pre Result	Post Result	Delta
1	3	7V Biased HDR	2.5952	2.5928	-0.0024
2	3	7V Biased HDR	2.4567	2.4449	-0.0118
3	3	7V Biased HDR	2.5359	2.5262	-0.0097
4	3	7V Biased HDR	2.5855	2.5723	-0.0132
5	3	7V Biased HDR	2.5021	2.4984	-0.0037
6	3	Unbiased HDR	2.5603	2.5508	-0.0095
7	3	Unbiased HDR	2.6179	2.6096	-0.0083
8	3	Unbiased HDR	2.5406	2.539	-0.0016
9	3	Unbiased HDR	2.5199	2.5129	-0.007
10	3	Unbiased HDR	2.5748	2.5563	-0.0185
11	10	7V Biased HDR	2.6104	2.6376	0.0272
12	10	7V Biased HDR	2.5754	2.6042	0.0288
13	10	7V Biased HDR	2.63	2.653	0.023
14	10	7V Biased HDR	2.5165	2.5157	-0.0008
15	10	7V Biased HDR	2.6476	2.6735	0.0259
16	10	Unbiased HDR	2.5326	2.5576	0.025
17	10	Unbiased HDR	2.5411	2.5719	0.0308
18	10	Unbiased HDR	2.5081	2.5233	0.0152
19	10	Unbiased HDR	2.4993	2.4961	-0.0032
20	10	Unbiased HDR	2.5766	2.5916	0.015
21	30	7V Biased HDR	2.5908	2.712	0.1212
22	30	7V Biased HDR	2.5529	2.6605	0.1076
23	30	7V Biased HDR	2.5572	2.6608	0.1036
24	30	7V Biased HDR	2.5877	2.6995	0.1118
25	30	7V Biased HDR	2.5835	2.701	0.1175
26	30	Unbiased HDR	2.6162	2.7112	0.095
27	30	Unbiased HDR	2.5688	2.6481	0.0793
28	30	Unbiased HDR	2.553	2.6924	0.1394
29	30	Unbiased HDR	2.6117	2.729	0.1173
30	30	Unbiased HDR	2.602	2.7152	0.1132
31	50	7V Biased HDR	2.5782	2.7932	0.215
32	50	7V Biased HDR	2.4725	2.6684	0.1959
33	50	7V Biased HDR	2.631	2.8593	0.2283
34	50	7V Biased HDR	2.5388	2.7481	0.2093
35	50	7V Biased HDR	2.5073	2.6991	0.1918
36	50	Unbiased HDR	2.5881	2.8152	0.2271
37	50	Unbiased HDR	2.5219	2.7164	0.1945
38	50	Unbiased HDR	2.5278	2.7285	0.2007
39	50	Unbiased HDR	2.5979	2.8032	0.2053
40	50	Unbiased HDR	2.6202	2.8202	0.2
41	100	7V Biased HDR	2.5994	2.941	0.3416
42	100	7V Biased HDR	2.62	3.0059	0.3859
43	100	7V Biased HDR	2.4989	2.9124	0.4135
44	100	7V Biased HDR	2.6011	3.0145	0.4134
45	100	7V Biased HDR	2.4638	2.8568	0.393
46	100	Unbiased HDR	2.5822	3.0352	0.453
47	100	Unbiased HDR	2.6249	3.0472	0.4223
48	100	Unbiased HDR	2.5952	3.0235	0.4283
49	100	Unbiased HDR	2.5597	3.0092	0.4495
50	100	Unbiased HDR	2.5854	3.0154	0.43
51	0	Correlation	2.5844	2.5613	-0.0231
52	0	Correlation	2.6013	2.5768	-0.0245
53	0	Correlation	2.5292	2.5044	-0.0248
54	0	Correlation	2.6109	2.5857	-0.0252
55	0	Correlation	2.622	2.5987	-0.0233

TID vs Post - Pre Exposure Delta

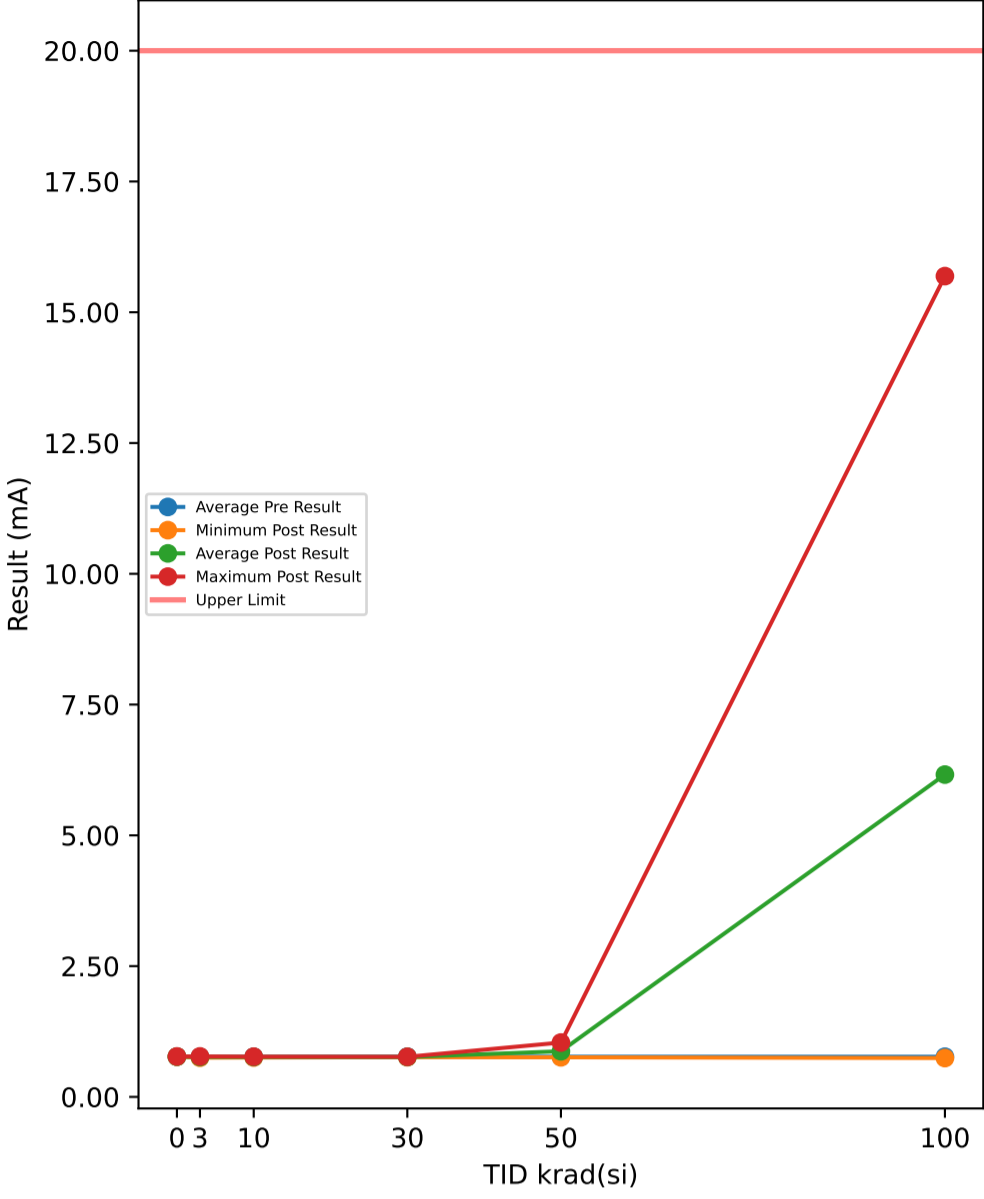


Test Statistics (mA)

krad(si)	Pre Exposure Min	Pre Exposure Avg	Pre Exposure Max	Pre Exposure Std	Post Exposure Min	Post Exposure Avg	Post Exposure Max	Post Exposure Std	Min Delta	Avg Delta	Max Delta	Std Delta
0	2.5292	2.5896	2.622	0.036454	2.5044	2.5654	2.5987	0.036704	-0.0252	-0.02418	-0.0231	0.00093113
3	2.4567	2.5489	2.6179	0.048091	2.4449	2.5403	2.6096	0.048024	-0.0185	-0.00857	-0.0016	0.005223
10	2.4993	2.5638	2.6476	0.052561	2.4961	2.5825	2.6735	0.060558	-0.0032	0.01869	0.0308	0.012094
30	2.5529	2.5824	2.6162	0.023663	2.6481	2.693	2.729	0.027278	0.0793	0.11059	0.1394	0.016068
50	2.4725	2.5584	2.631	0.052246	2.6684	2.7652	2.8593	0.061795	0.1918	0.20679	0.2283	0.013033
100	2.4638	2.5731	2.6249	0.052401	2.8568	2.9861	3.0472	0.06175	0.3416	0.41305	0.453	0.032956

Device Test: 3.7 IRCP_EN_0V(IRCP_5p0V)

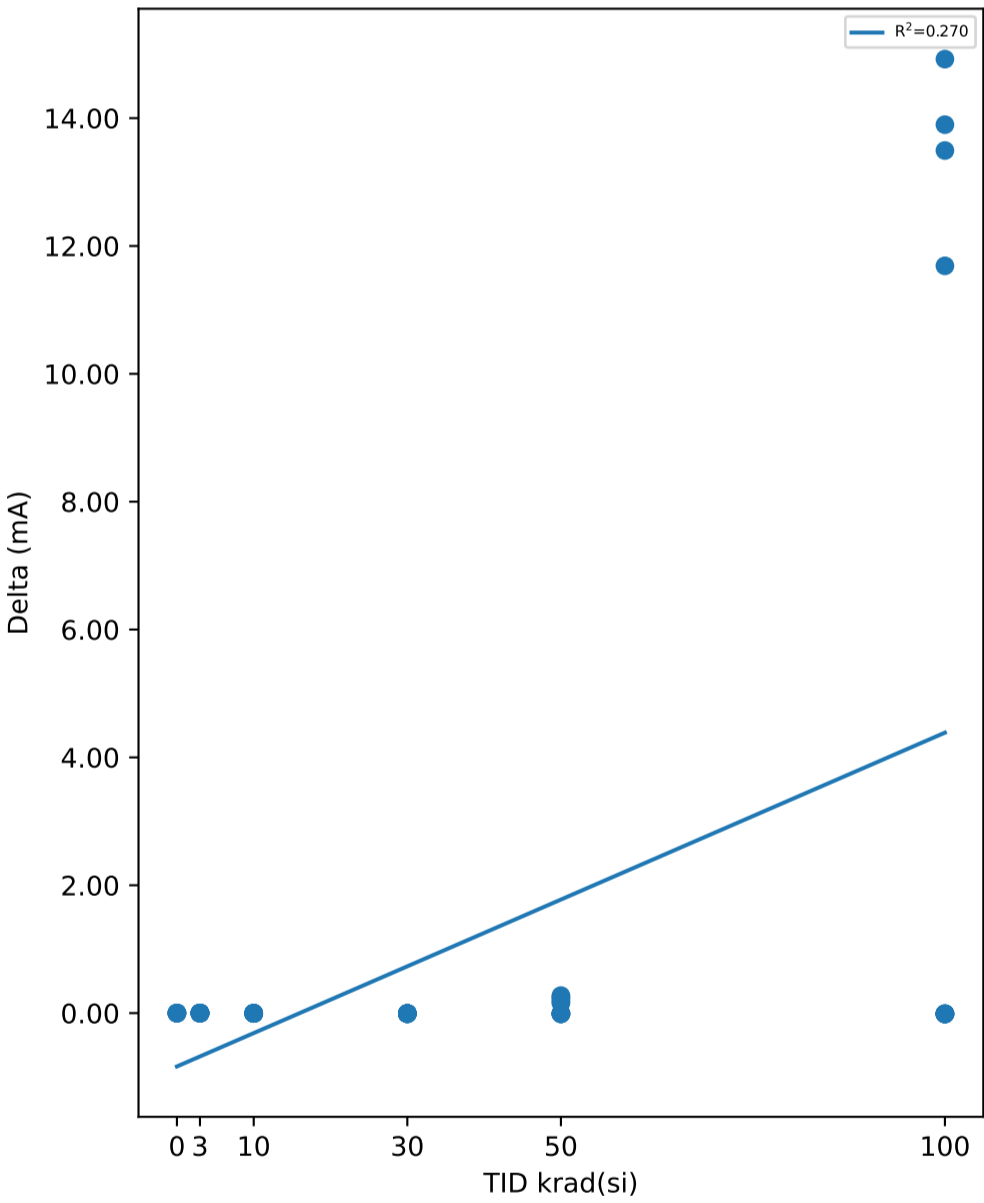
TID vs Result Stats



Test Results (Upper Limit = 20.0 (mA))

Serial #	krad(si)	Exposure Conditions	Pre Result	Post Result	Delta
1	3	7V Biased HDR	0.7676	0.7663	-0.0013
2	3	7V Biased HDR	0.7584	0.759	0.0006
3	3	7V Biased HDR	0.749	0.7497	0.0007
4	3	7V Biased HDR	0.7665	0.7659	-0.0006
5	3	7V Biased HDR	0.7532	0.752	-0.0012
6	3	Unbiased HDR	0.7721	0.7725	0.0004
7	3	Unbiased HDR	0.7735	0.7733	-0.0002
8	3	Unbiased HDR	0.7597	0.7596	-0.0001
9	3	Unbiased HDR	0.771	0.7692	-0.0018
10	3	Unbiased HDR	0.7673	0.7669	-0.0004
11	10	7V Biased HDR	0.7679	0.7637	-0.0042
12	10	7V Biased HDR	0.7593	0.7576	-0.0017
13	10	7V Biased HDR	0.7722	0.7674	-0.0048
14	10	7V Biased HDR	0.7627	0.7582	-0.0045
15	10	7V Biased HDR	0.7721	0.7667	-0.0054
16	10	Unbiased HDR	0.7715	0.7678	-0.0037
17	10	Unbiased HDR	0.7578	0.7529	-0.0049
18	10	Unbiased HDR	0.7651	0.7632	-0.0019
19	10	Unbiased HDR	0.7655	0.7638	-0.0017
20	10	Unbiased HDR	0.7726	0.7693	-0.0033
21	30	7V Biased HDR	0.768	0.7595	-0.0085
22	30	7V Biased HDR	0.7649	0.7586	-0.0063
23	30	7V Biased HDR	0.7663	0.7602	-0.0061
24	30	7V Biased HDR	0.7722	0.7648	-0.0074
25	30	7V Biased HDR	0.7702	0.7614	-0.0088
26	30	Unbiased HDR	0.773	0.7662	-0.0068
27	30	Unbiased HDR	0.7683	0.7619	-0.0064
28	30	Unbiased HDR	0.7703	0.7622	-0.0081
29	30	Unbiased HDR	0.7697	0.7602	-0.0095
30	30	Unbiased HDR	0.771	0.7648	-0.0062
31	50	7V Biased HDR	0.7696	0.9494	0.1798
32	50	7V Biased HDR	0.7651	1.0387	0.2736
33	50	7V Biased HDR	0.7718	0.9941	0.2223
34	50	7V Biased HDR	0.7707	0.9257	0.155
35	50	7V Biased HDR	0.7635	1.0178	0.2543
36	50	Unbiased HDR	0.7694	0.7597	-0.0097
37	50	Unbiased HDR	0.7722	0.7616	-0.0106
38	50	Unbiased HDR	0.7704	0.7608	-0.0096
39	50	Unbiased HDR	0.7652	0.7567	-0.0085
40	50	Unbiased HDR	0.768	0.7601	-0.0079
41	100	7V Biased HDR	0.7704	12.46	11.689
42	100	7V Biased HDR	0.7717	14.669	13.898
43	100	7V Biased HDR	0.7559	0.7423	-0.0136
44	100	7V Biased HDR	0.7676	15.691	14.923
45	100	7V Biased HDR	0.7649	14.258	13.493
46	100	Unbiased HDR	0.7706	0.7603	-0.0103
47	100	Unbiased HDR	0.769	0.7585	-0.0105
48	100	Unbiased HDR	0.7684	0.7566	-0.0118
49	100	Unbiased HDR	0.7705	0.758	-0.0125
50	100	Unbiased HDR	0.7714	0.7604	-0.011
51	0	Correlation	0.7702	0.7703	0.0001
52	0	Correlation	0.7723	0.7726	0.0003
53	0	Correlation	0.7707	0.7681	-0.0026
54	0	Correlation	0.7684	0.7697	0.0013
55	0	Correlation	0.767	0.7682	0.0012

TID vs Post - Pre Exposure Delta

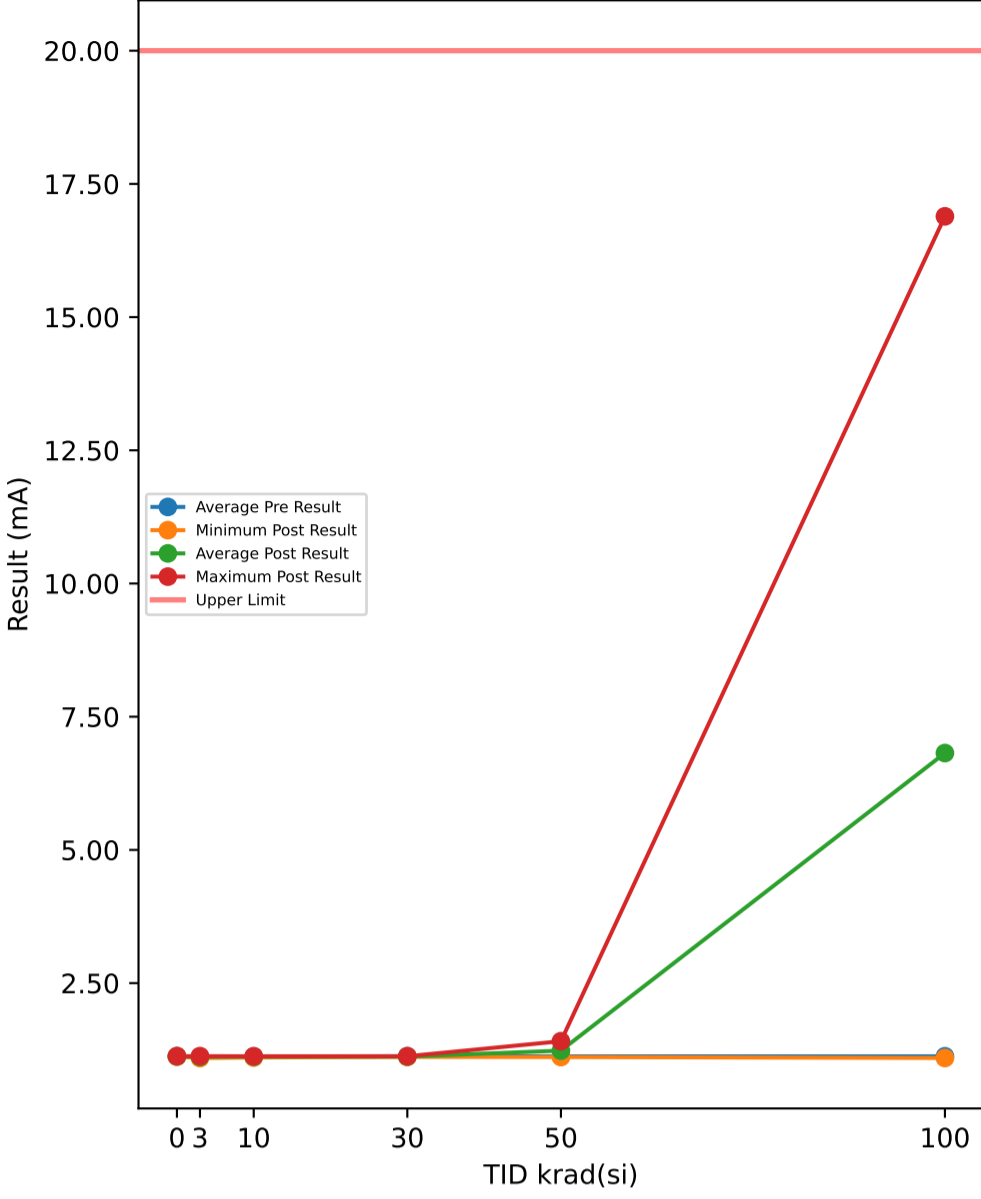


Test Statistics (mA)

krad(si)	Pre Exposure Min	Pre Exposure Avg	Pre Exposure Max	Pre Exposure Std	Post Exposure Min	Post Exposure Avg	Post Exposure Max	Post Exposure Std	Min Delta	Avg Delta	Max Delta	Std Delta
0	0.767	0.76972	0.7723	0.0020608	0.7681	0.76978	0.7726	0.0018404	-0.0026	6e-05	0.0013	0.0015789
3	0.749	0.76383	0.7735	0.0083411	0.7497	0.76344	0.7733	0.0081159	-0.0018	-0.00039	0.0007	0.00084518
10	0.7578	0.76667	0.7726	0.0055041	0.7529	0.76306	0.7693	0.0052823	-0.0054	-0.00361	-0.0017	0.0014043
30	0.7649	0.76939	0.773	0.002537	0.7586	0.76198	0.7662	0.0025389	-0.0095	-0.00741	-0.0061	0.0012369
50	0.7635	0.76859	0.7722	0.0030307	0.7567	0.87246	1.0387	0.12284	-0.0106	0.10387	0.2736	0.12376
100	0.7559	0.76804	0.7717	0.0047299	0.7423	6.1615	15.691	7.0217	-0.0136	5.3934	14.923	7.0212

Device Test: 3.9 IRCP_EN_0V(IRCP_7p0V)

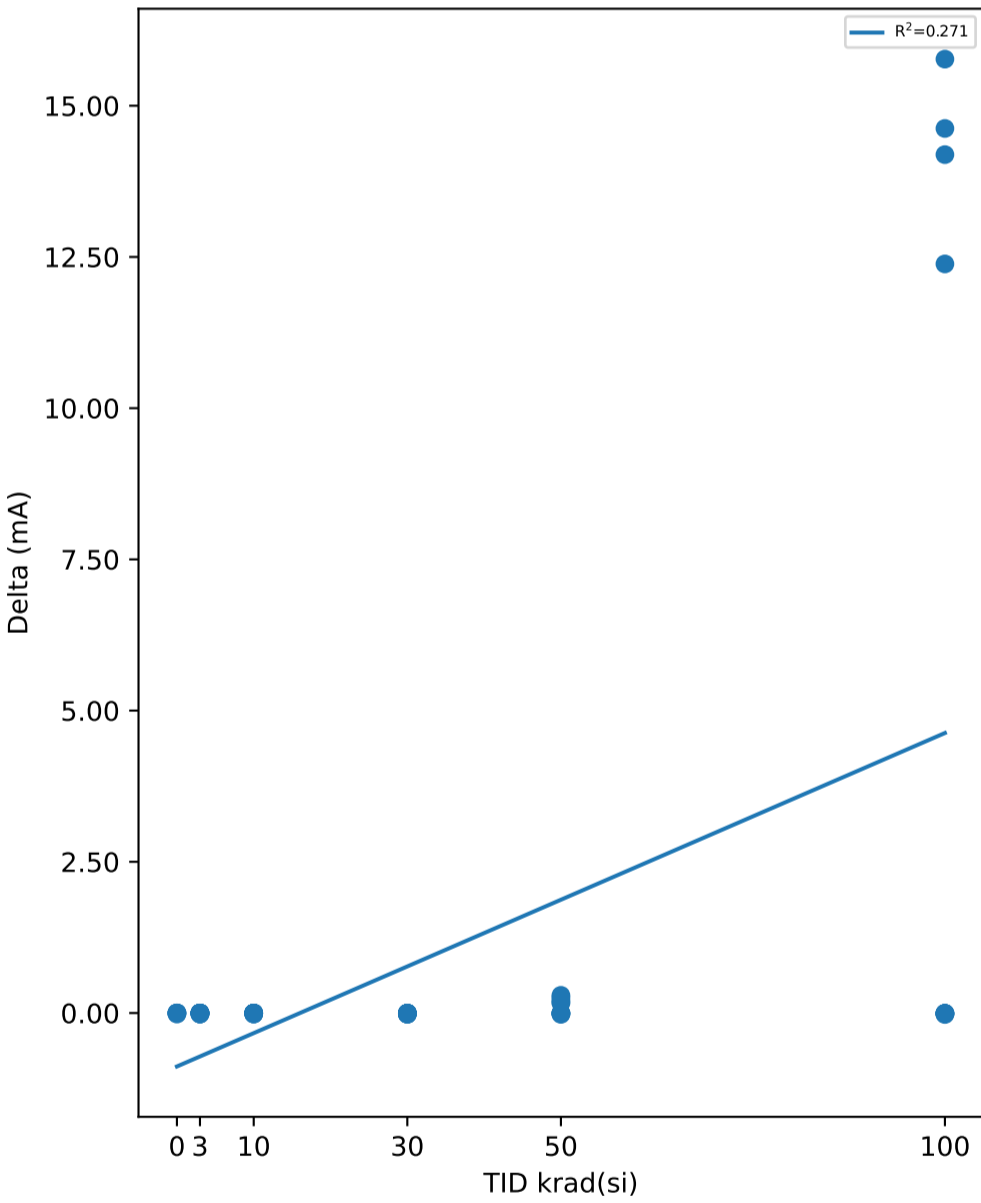
TID vs Result Stats



Test Results (Upper Limit = 20.0 (mA))

Serial #	krad(si)	Exposure Conditions	Pre Result	Post Result	Delta
1	3	7V Biased HDR	1.1366	1.1214	-0.0152
2	3	7V Biased HDR	1.1072	1.1076	0.0004
3	3	7V Biased HDR	1.0935	1.0934	-0.0001
4	3	7V Biased HDR	1.1204	1.1211	0.0007
5	3	7V Biased HDR	1.1215	1.1053	-0.0162
6	3	Unbiased HDR	1.1289	1.1283	-0.0006
7	3	Unbiased HDR	1.129	1.129	0
8	3	Unbiased HDR	1.1081	1.1083	0.0002
9	3	Unbiased HDR	1.1406	1.124	-0.0166
10	3	Unbiased HDR	1.1213	1.1203	-0.001
11	10	7V Biased HDR	1.1214	1.1204	-0.001
12	10	7V Biased HDR	1.1087	1.1073	-0.0014
13	10	7V Biased HDR	1.1427	1.1264	-0.0163
14	10	7V Biased HDR	1.116	1.1143	-0.0017
15	10	7V Biased HDR	1.1274	1.1266	-0.0008
16	10	Unbiased HDR	1.1268	1.1251	-0.0017
17	10	Unbiased HDR	1.1208	1.1038	-0.017
18	10	Unbiased HDR	1.1178	1.1163	-0.0015
19	10	Unbiased HDR	1.1178	1.1163	-0.0015
20	10	Unbiased HDR	1.129	1.1274	-0.0016
21	30	7V Biased HDR	1.1351	1.1158	-0.0193
22	30	7V Biased HDR	1.1191	1.1154	-0.0037
23	30	7V Biased HDR	1.1205	1.1179	-0.0026
24	30	7V Biased HDR	1.1275	1.1246	-0.0029
25	30	7V Biased HDR	1.1382	1.1193	-0.0189
26	30	Unbiased HDR	1.131	1.1274	-0.0036
27	30	Unbiased HDR	1.1233	1.1196	-0.0037
28	30	Unbiased HDR	1.1236	1.121	-0.0026
29	30	Unbiased HDR	1.1377	1.1184	-0.0193
30	30	Unbiased HDR	1.1276	1.1248	-0.0028
31	50	7V Biased HDR	1.1268	1.3054	0.1786
32	50	7V Biased HDR	1.1171	1.4095	0.2924
33	50	7V Biased HDR	1.1412	1.3566	0.2154
34	50	7V Biased HDR	1.128	1.2909	0.1629
35	50	7V Biased HDR	1.1137	1.3753	0.2616
36	50	Unbiased HDR	1.123	1.1189	-0.0041
37	50	Unbiased HDR	1.1424	1.1205	-0.0219
38	50	Unbiased HDR	1.1249	1.1207	-0.0042
39	50	Unbiased HDR	1.1191	1.1125	-0.0066
40	50	Unbiased HDR	1.1224	1.1187	-0.0037
41	100	7V Biased HDR	1.1399	13.524	12.385
42	100	7V Biased HDR	1.1294	15.754	14.624
43	100	7V Biased HDR	1.1042	1.0945	-0.0097
44	100	7V Biased HDR	1.1206	16.891	15.771
45	100	7V Biased HDR	1.1304	15.322	14.192
46	100	Unbiased HDR	1.1273	1.1216	-0.0057
47	100	Unbiased HDR	1.1261	1.1195	-0.0066
48	100	Unbiased HDR	1.1216	1.1155	-0.0061
49	100	Unbiased HDR	1.1402	1.1162	-0.024
50	100	Unbiased HDR	1.1273	1.1221	-0.0052
51	0	Correlation	1.1252	1.1261	0.0009
52	0	Correlation	1.1296	1.1292	-0.0004
53	0	Correlation	1.1384	1.1216	-0.0168
54	0	Correlation	1.1244	1.1237	-0.0007
55	0	Correlation	1.1203	1.1215	0.0012

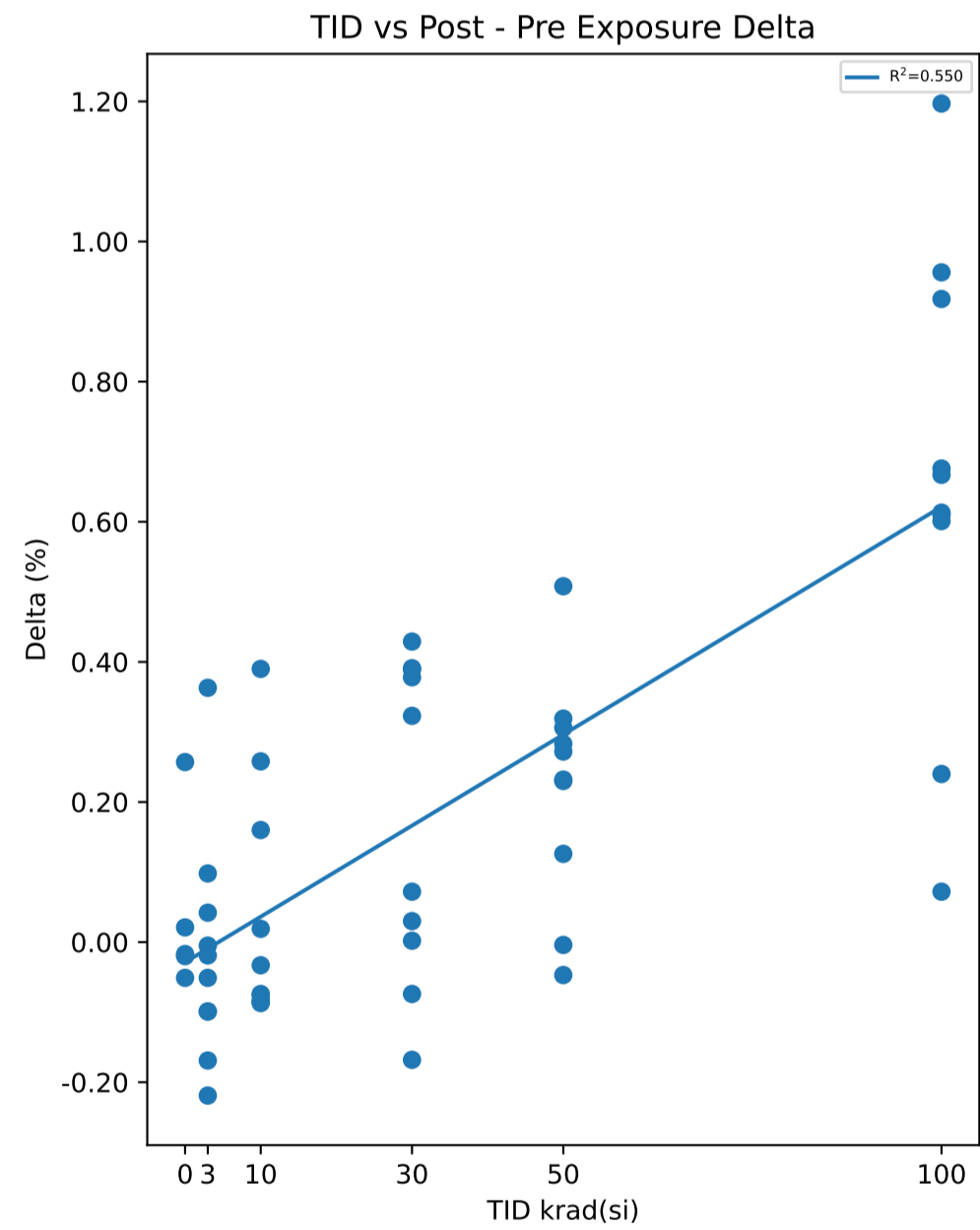
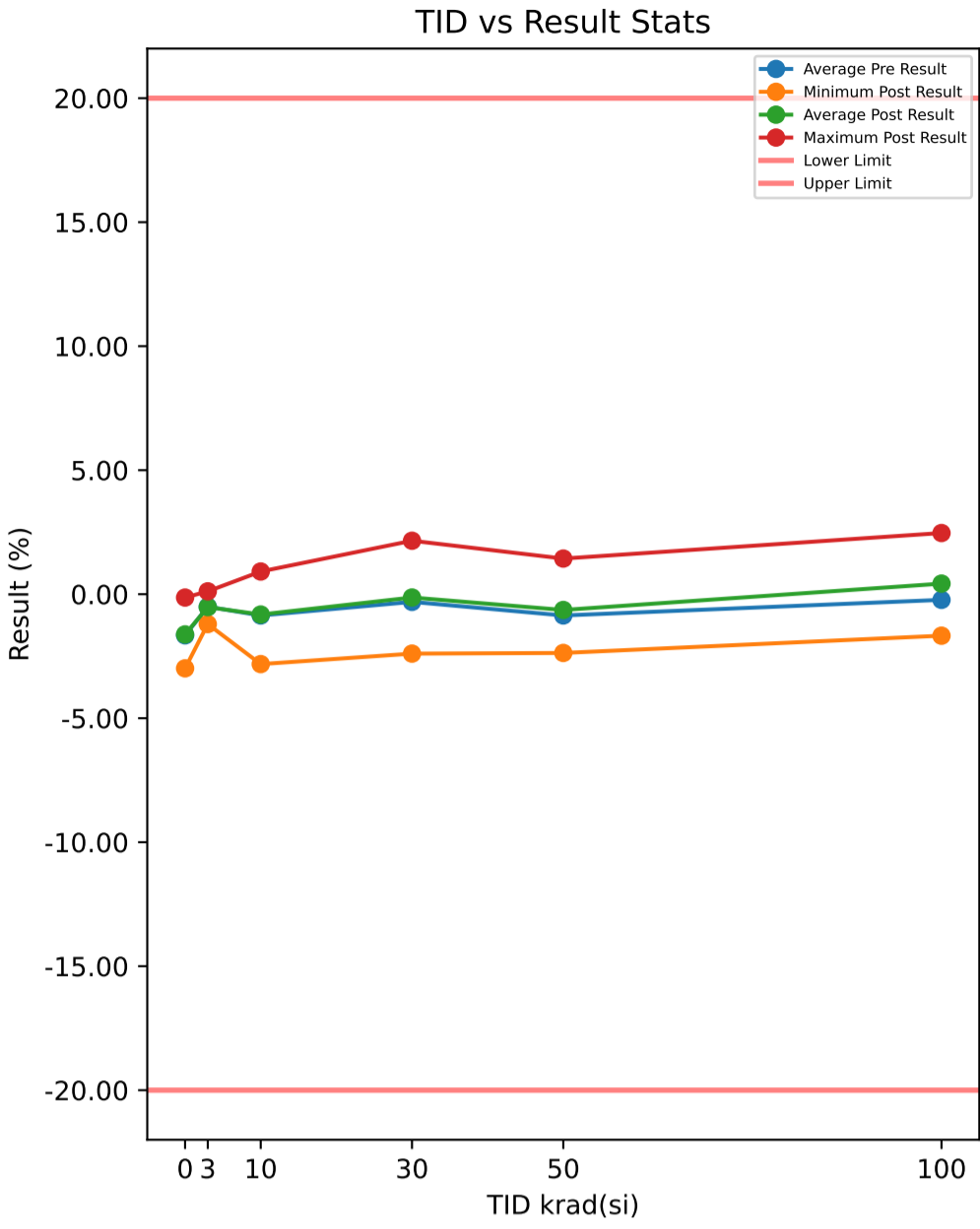
TID vs Post - Pre Exposure Delta



Test Statistics (mA)

krad(si)	Pre Exposure Min	Pre Exposure Avg	Pre Exposure Max	Pre Exposure Std	Post Exposure Min	Post Exposure Avg	Post Exposure Max	Post Exposure Std	Min Delta	Avg Delta	Max Delta	Std Delta
0	1.1203	1.1276	1.1384	0.0068907	1.1215	1.1244	1.1292	0.003266	-0.0168	-0.00316	0.0012	0.0076683
3	1.0935	1.1207	1.1406	0.014403	1.0934	1.1159	1.129	0.011609	-0.0166	-0.00484	0.0007	0.0077233
10	1.1087	1.1228	1.1427	0.0092653	1.1038	1.1184	1.1274	0.0083209	-0.017	-0.00445	-0.0008	0.0064386
30	1.1191	1.1284	1.1382	0.0069407	1.1154	1.1204	1.1274	0.0040085	-0.0193	-0.00794	-0.0026	0.0077593
50	1.1137	1.1259	1.1424	0.0094618	1.1125	1.2329	1.4095	0.12523	-0.0219	0.10704	0.2924	0.12682
100	1.1042	1.1267	1.1402	0.010263	1.0945	6.8181	16.891	7.407	-0.024	5.6914	15.771	7.4046

Device Test: 30.11 Current_Limit_Accuracy(Accuracy_Ilim_2A_1p5V)



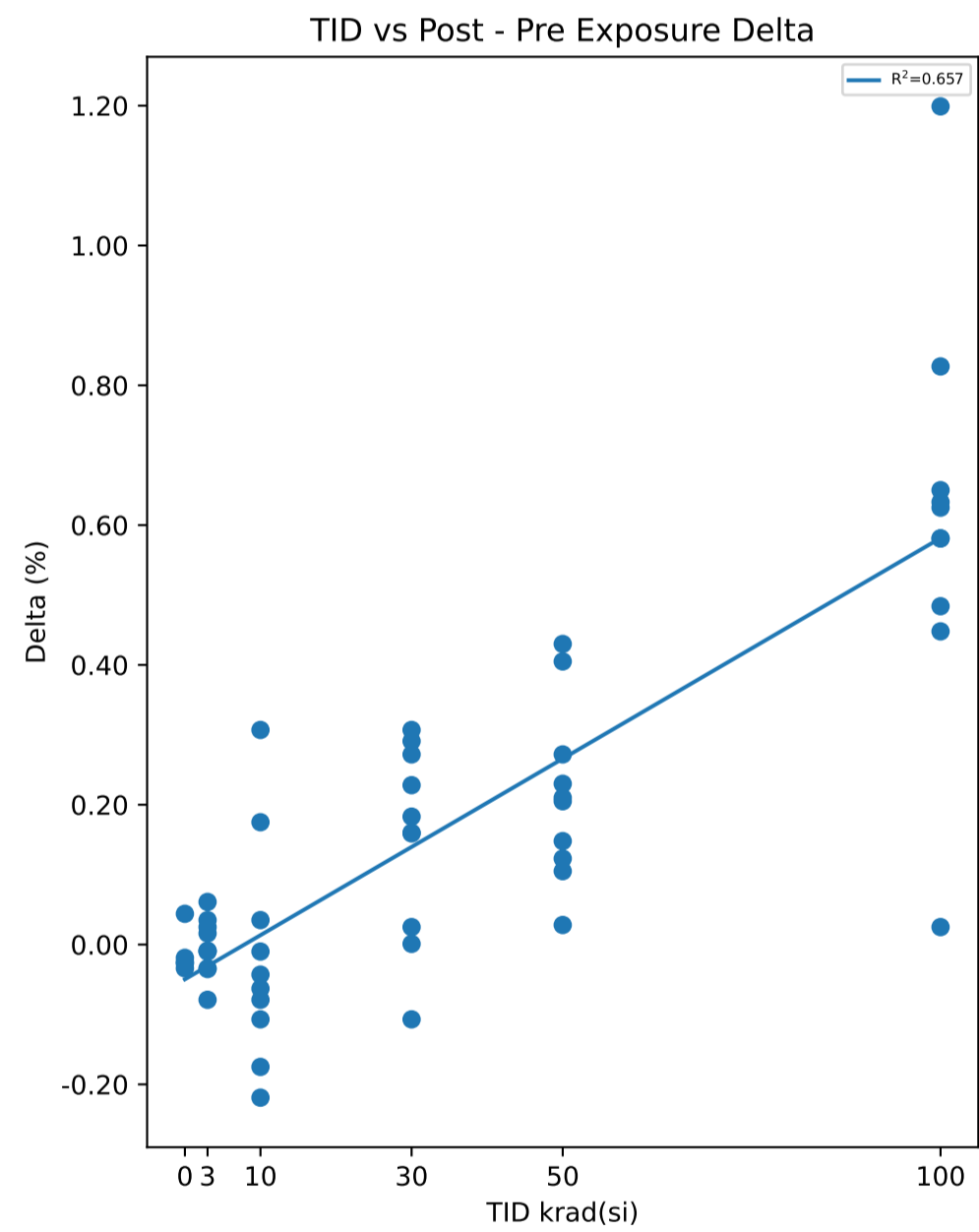
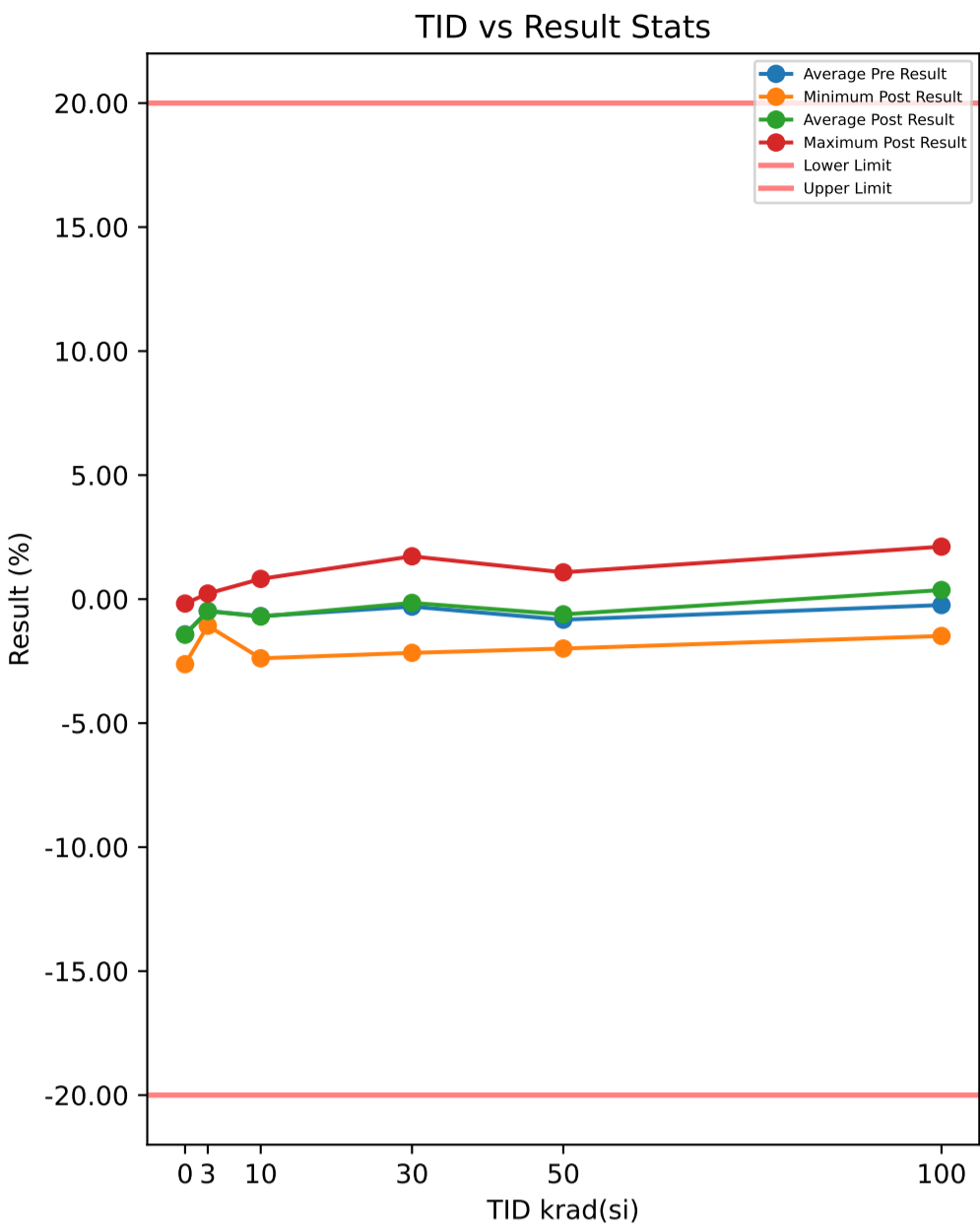
Test Results (Lower Limit = -20.0, Upper Limit = 20.0 (%))

Serial #	krad(si)	Exposure Conditions	Pre Result	Post Result	Delta
1	3	7V Biased HDR	-0.597	-0.499	0.098
2	3	7V Biased HDR	-0.112	-0.07	0.042
3	3	7V Biased HDR	-0.765	-0.784	-0.019
4	3	7V Biased HDR	-0.538	-0.757	-0.219
5	3	7V Biased HDR	-1.073	-1.172	-0.099
6	3	Unbiased HDR	-1.154	-1.205	-0.051
7	3	Unbiased HDR	-0.792	-0.797	-0.005
8	3	Unbiased HDR	-0.472	-0.109	0.363
9	3	Unbiased HDR	0.168	0.069	-0.099
10	3	Unbiased HDR	0.284	0.115	-0.169
11	10	7V Biased HDR	-1.439	-1.524	-0.085
12	10	7V Biased HDR	-1	-1.074	-0.074
13	10	7V Biased HDR	-0.809	-0.419	0.39
14	10	7V Biased HDR	-2.012	-1.852	0.16
15	10	7V Biased HDR	-0.17	0.088	0.258
16	10	Unbiased HDR	-1.436	-1.523	-0.087
17	10	Unbiased HDR	0.947	0.914	-0.033
18	10	Unbiased HDR	0.878	0.802	-0.076
19	10	Unbiased HDR	-2.735	-2.819	-0.084
20	10	Unbiased HDR	-0.815	-0.796	0.019
21	30	7V Biased HDR	-1.152	-0.829	0.323
22	30	7V Biased HDR	-1.392	-1.39	0.002
23	30	7V Biased HDR	-2.774	-2.396	0.378
24	30	7V Biased HDR	-1.436	-1.364	0.072
25	30	7V Biased HDR	-0.597	-0.168	0.429
26	30	Unbiased HDR	1.802	1.832	0.03
27	30	Unbiased HDR	-0.184	0.207	0.391
28	30	Unbiased HDR	-0.762	-0.836	-0.074
29	30	Unbiased HDR	1.766	2.155	0.389
30	30	Unbiased HDR	1.617	1.449	-0.168
31	50	7V Biased HDR	-1.043	-0.771	0.272
32	50	7V Biased HDR	-2.36	-2.13	0.23
33	50	7V Biased HDR	-0.215	-0.089	0.126
34	50	7V Biased HDR	-1.102	-0.796	0.306
35	50	7V Biased HDR	-0.461	-0.229	0.232
36	50	Unbiased HDR	-0.128	0.155	0.283
37	50	Unbiased HDR	-0.729	-0.776	-0.047
38	50	Unbiased HDR	-1.115	-0.796	0.319
39	50	Unbiased HDR	-2.365	-2.369	-0.004
40	50	Unbiased HDR	0.928	1.436	0.508
41	100	7V Biased HDR	-1.746	-1.674	0.072
42	100	7V Biased HDR	-0.151	0.089	0.24
43	100	7V Biased HDR	-0.699	0.498	1.197
44	100	7V Biased HDR	0.77	1.383	0.613
45	100	7V Biased HDR	-0.426	0.492	0.918
46	100	Unbiased HDR	-0.508	0.168	0.676
47	100	Unbiased HDR	1.865	2.466	0.601
48	100	Unbiased HDR	0.202	1.158	0.956
49	100	Unbiased HDR	-2.116	-1.449	0.667
50	100	Unbiased HDR	0.522	1.132	0.61
51	0	Correlation	-2.404	-2.383	0.021
52	0	Correlation	-1.132	-0.875	0.257
53	0	Correlation	-1.706	-1.726	-0.02
54	0	Correlation	-0.085	-0.136	-0.051
55	0	Correlation	-2.973	-2.99	-0.017

Test Statistics (%)

krad(si)	Pre Exposure Min	Pre Exposure Avg	Pre Exposure Max	Pre Exposure Std	Post Exposure Min	Post Exposure Avg	Post Exposure Max	Post Exposure Std	Min Delta	Avg Delta	Max Delta	Std Delta
0	-2.973	-1.66	-0.085	1.1224	-2.99	-1.622	-0.136	1.1432	-0.051	0.038	0.257	0.12506
3	-1.154	-0.5051	0.284	0.48698	-1.205	-0.5209	0.115	0.49653	-0.219	-0.0158	0.363	0.16321
10	-2.735	-0.8591	0.947	1.1689	-2.819	-0.8203	0.914	1.1897	-0.087	0.0388	0.39	0.17119
30	-2.774	-0.3112	1.802	1.5637	-2.396	-0.134	2.155	1.5243	-0.168	0.1772	0.429	0.22638
50	-2.365	-0.859	0.928	0.99985	-2.369	-0.6365	1.436	1.0908	-0.047	0.2225	0.508	0.16238
100	-2.116	-0.2287	1.865	1.1709	-1.674	0.4263	2.466	1.2573	0.072	0.655	1.197	0.32879

Device Test: 30.15 Current_Limit_Accuracy(Accuracy_Ilim_3A_1p5V)



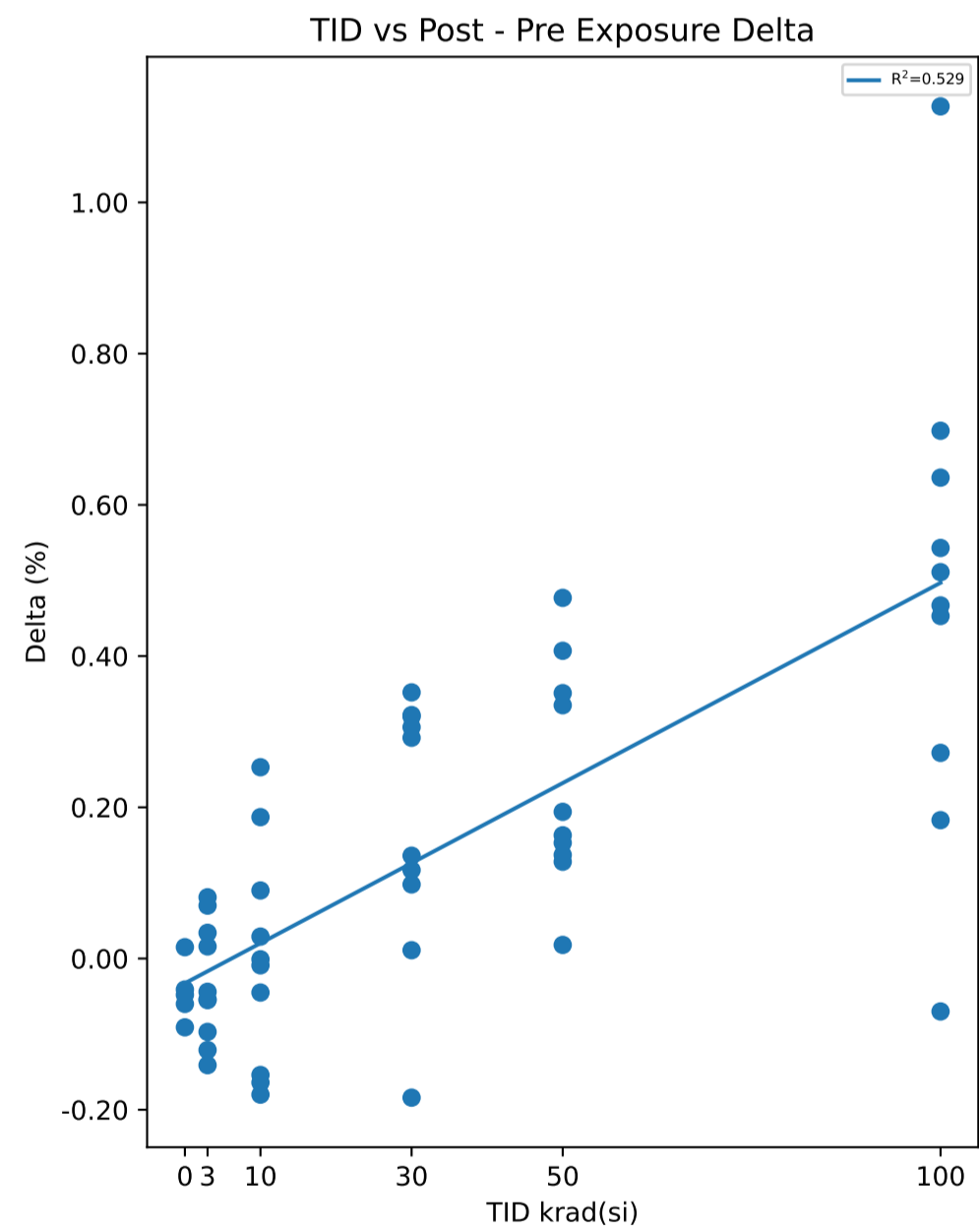
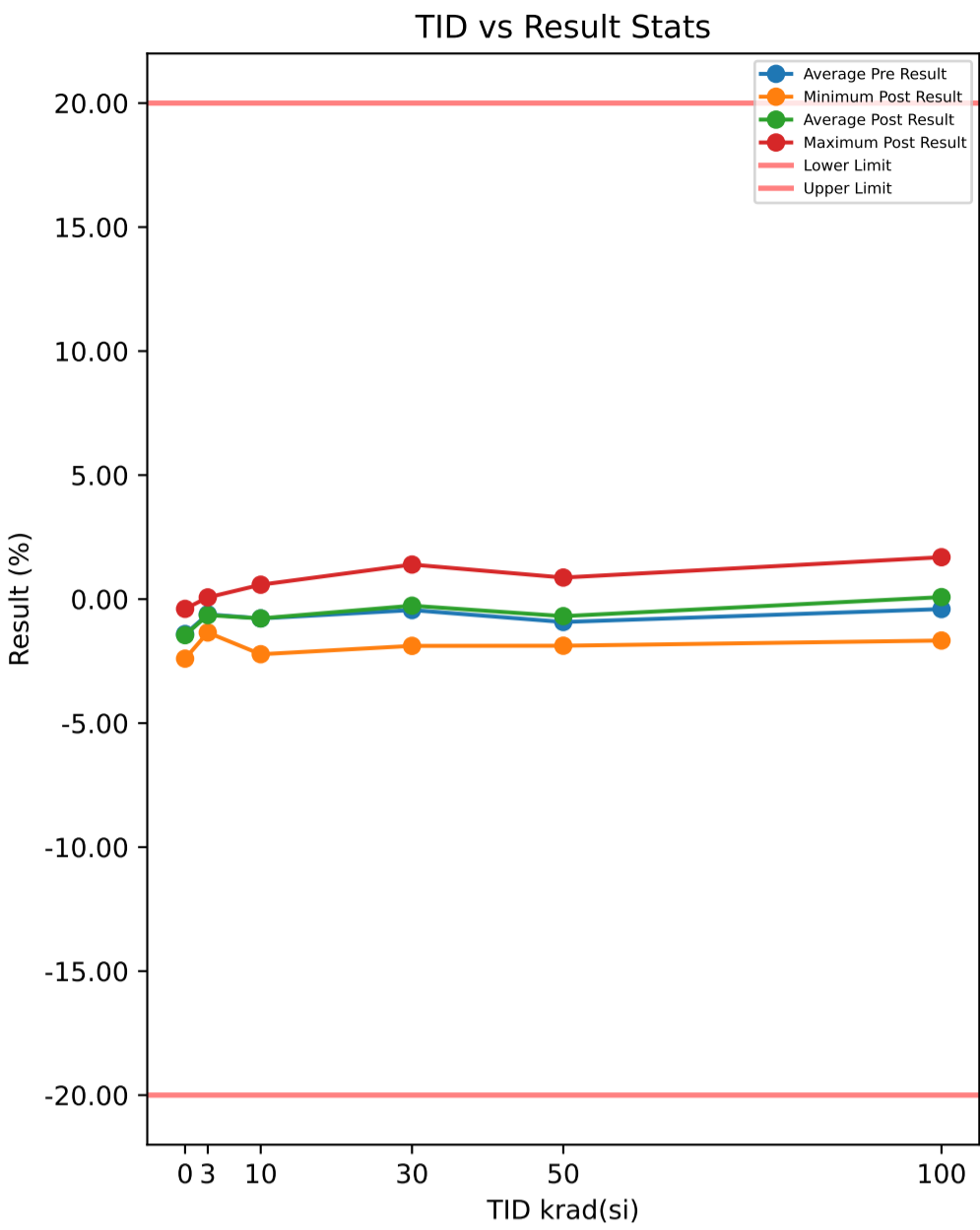
Test Results (Lower Limit = -20.0, Upper Limit = 20.0 (%))

Serial #	krad(si)	Exposure Conditions	Pre Result	Post Result	Delta
1	3	7V Biased HDR	-0.394	-0.404	-0.01
2	3	7V Biased HDR	-0.188	-0.197	-0.009
3	3	7V Biased HDR	-0.863	-0.897	-0.034
4	3	7V Biased HDR	-0.688	-0.672	0.016
5	3	7V Biased HDR	-1.134	-1.073	0.061
6	3	Unbiased HDR	-0.857	-0.866	-0.009
7	3	Unbiased HDR	-0.66	-0.739	-0.079
8	3	Unbiased HDR	-0.213	-0.188	0.025
9	3	Unbiased HDR	-0.06	-0.025	0.035
10	3	Unbiased HDR	0.26	0.225	-0.035
11	10	7V Biased HDR	-1.039	-1.082	-0.043
12	10	7V Biased HDR	-1.014	-0.839	0.175
13	10	7V Biased HDR	-0.755	-0.448	0.307
14	10	7V Biased HDR	-1.657	-1.764	-0.107
15	10	7V Biased HDR	0.141	-0.034	-0.175
16	10	Unbiased HDR	-1.278	-1.341	-0.063
17	10	Unbiased HDR	0.635	0.67	0.035
18	10	Unbiased HDR	0.894	0.815	-0.079
19	10	Unbiased HDR	-2.167	-2.386	-0.219
20	10	Unbiased HDR	-0.618	-0.628	-0.01
21	30	7V Biased HDR	-0.931	-0.624	0.307
22	30	7V Biased HDR	-1.217	-1.324	-0.107
23	30	7V Biased HDR	-2.326	-2.166	0.16
24	30	7V Biased HDR	-1.269	-1.086	0.183
25	30	7V Biased HDR	-0.421	-0.149	0.272
26	30	Unbiased HDR	1.316	1.607	0.291
27	30	Unbiased HDR	-0.167	-0.008	0.159
28	30	Unbiased HDR	-0.838	-0.813	0.025
29	30	Unbiased HDR	1.498	1.726	0.228
30	30	Unbiased HDR	1.316	1.317	0.001
31	50	7V Biased HDR	-0.881	-0.853	0.028
32	50	7V Biased HDR	-2.141	-1.993	0.148
33	50	7V Biased HDR	-0.254	-0.131	0.123
34	50	7V Biased HDR	-1.094	-0.884	0.21
35	50	7V Biased HDR	-0.449	-0.219	0.23
36	50	Unbiased HDR	-0.257	0.015	0.272
37	50	Unbiased HDR	-0.694	-0.589	0.105
38	50	Unbiased HDR	-1.033	-0.628	0.405
39	50	Unbiased HDR	-2.15	-1.945	0.205
40	50	Unbiased HDR	0.65	1.08	0.43
41	100	7V Biased HDR	-1.512	-1.487	0.025
42	100	7V Biased HDR	-0.232	0.252	0.484
43	100	7V Biased HDR	-0.81	0.389	1.199
44	100	7V Biased HDR	0.465	1.115	0.65
45	100	7V Biased HDR	-0.421	0.212	0.633
46	100	Unbiased HDR	-0.364	0.217	0.581
47	100	Unbiased HDR	1.49	2.115	0.625
48	100	Unbiased HDR	0.227	1.054	0.827
49	100	Unbiased HDR	-1.741	-1.293	0.448
50	100	Unbiased HDR	0.507	1.088	0.581
51	0	Correlation	-1.929	-1.954	-0.025
52	0	Correlation	-0.9	-0.927	-0.027
53	0	Correlation	-1.468	-1.487	-0.019
54	0	Correlation	-0.223	-0.179	0.044
55	0	Correlation	-2.59	-2.624	-0.034

Test Statistics (%)

krad(si)	Pre Exposure Min	Pre Exposure Avg	Pre Exposure Max	Pre Exposure Std	Post Exposure Min	Post Exposure Avg	Post Exposure Max	Post Exposure Std	Min Delta	Avg Delta	Max Delta	Std Delta
0	-2.59	-1.422	-0.223	0.91289	-2.624	-1.4342	-0.179	0.93827	-0.034	-0.0122	0.044	0.03187
3	-1.134	-0.4797	0.26	0.43207	-1.073	-0.4836	0.225	0.42863	-0.079	-0.0039	0.061	0.04022
10	-2.167	-0.6858	0.894	0.98057	-2.386	-0.7037	0.815	1.013	-0.219	-0.0179	0.307	0.15815
30	-2.326	-0.3039	1.498	1.2936	-2.166	-0.152	1.726	1.3234	-0.107	0.1519	0.307	0.13768
50	-2.15	-0.8303	0.65	0.85562	-1.993	-0.6147	1.08	0.91035	0.028	0.2156	0.43	0.12734
100	-1.741	-0.2391	1.49	0.9724	-1.487	0.3662	2.115	1.0985	0.025	0.6053	1.199	0.2948

Device Test: 30.19 Current_Limit_Accuracy(Accuracy_Ilim_4A_1p5V)



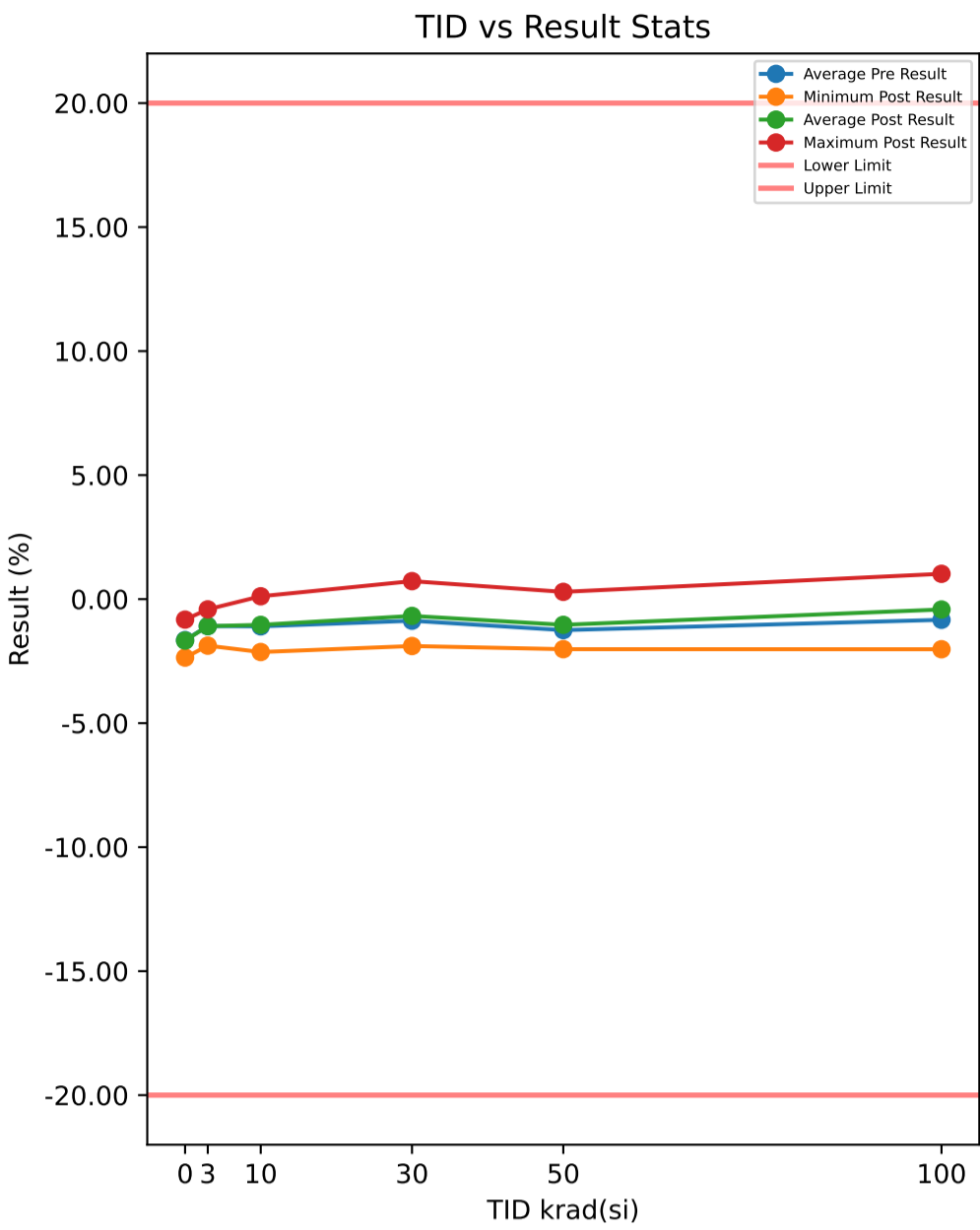
Test Results (Lower Limit = -20.0, Upper Limit = 20.0 (%))

Serial #	krad(si)	Exposure Conditions	Pre Result	Post Result	Delta
1	3	7V Biased HDR	-0.557	-0.541	0.016
2	3	7V Biased HDR	-0.424	-0.565	-0.141
3	3	7V Biased HDR	-0.945	-1.066	-0.121
4	3	7V Biased HDR	-0.763	-0.729	0.034
5	3	7V Biased HDR	-1.428	-1.347	0.081
6	3	Unbiased HDR	-0.866	-0.921	-0.055
7	3	Unbiased HDR	-0.826	-0.756	0.07
8	3	Unbiased HDR	-0.321	-0.418	-0.097
9	3	Unbiased HDR	-0.134	-0.178	-0.044
10	3	Unbiased HDR	0.123	0.069	-0.054
11	10	7V Biased HDR	-1.084	-1.238	-0.154
12	10	7V Biased HDR	-1.094	-0.907	0.187
13	10	7V Biased HDR	-0.775	-0.522	0.253
14	10	7V Biased HDR	-1.717	-1.726	-0.009
15	10	7V Biased HDR	-0.126	-0.036	0.09
16	10	Unbiased HDR	-1.351	-1.396	-0.045
17	10	Unbiased HDR	0.552	0.581	0.029
18	10	Unbiased HDR	0.559	0.558	-0.001
19	10	Unbiased HDR	-2.042	-2.222	-0.18
20	10	Unbiased HDR	-0.717	-0.881	-0.164
21	30	7V Biased HDR	-1.059	-0.707	0.352
22	30	7V Biased HDR	-1.256	-1.245	0.011
23	30	7V Biased HDR	-2.207	-1.885	0.322
24	30	7V Biased HDR	-1.344	-1.052	0.292
25	30	7V Biased HDR	-0.55	-0.244	0.306
26	30	Unbiased HDR	1.107	1.205	0.098
27	30	Unbiased HDR	-0.37	-0.234	0.136
28	30	Unbiased HDR	-0.73	-0.914	-0.184
29	30	Unbiased HDR	1.073	1.393	0.32
30	30	Unbiased HDR	0.909	1.026	0.117
31	50	7V Biased HDR	-1.051	-0.914	0.137
32	50	7V Biased HDR	-2.011	-1.858	0.153
33	50	7V Biased HDR	-0.445	-0.317	0.128
34	50	7V Biased HDR	-1.064	-0.901	0.163
35	50	7V Biased HDR	-0.615	-0.28	0.335
36	50	Unbiased HDR	-0.413	-0.062	0.351
37	50	Unbiased HDR	-0.894	-0.7	0.194
38	50	Unbiased HDR	-1.236	-0.829	0.407
39	50	Unbiased HDR	-1.897	-1.879	0.018
40	50	Unbiased HDR	0.392	0.869	0.477
41	100	7V Biased HDR	-1.6	-1.67	-0.07
42	100	7V Biased HDR	-0.378	-0.195	0.183
43	100	7V Biased HDR	-1.057	0.07	1.127
44	100	7V Biased HDR	0.28	0.552	0.272
45	100	7V Biased HDR	-0.524	-0.013	0.511
46	100	Unbiased HDR	-0.596	0.102	0.698
47	100	Unbiased HDR	1.236	1.689	0.453
48	100	Unbiased HDR	0.088	0.724	0.636
49	100	Unbiased HDR	-1.745	-1.202	0.543
50	100	Unbiased HDR	0.282	0.749	0.467
51	0	Correlation	-1.824	-1.872	-0.048
52	0	Correlation	-1.08	-1.065	0.015
53	0	Correlation	-1.441	-1.532	-0.091
54	0	Correlation	-0.352	-0.393	-0.041
55	0	Correlation	-2.34	-2.4	-0.06

Test Statistics (%)

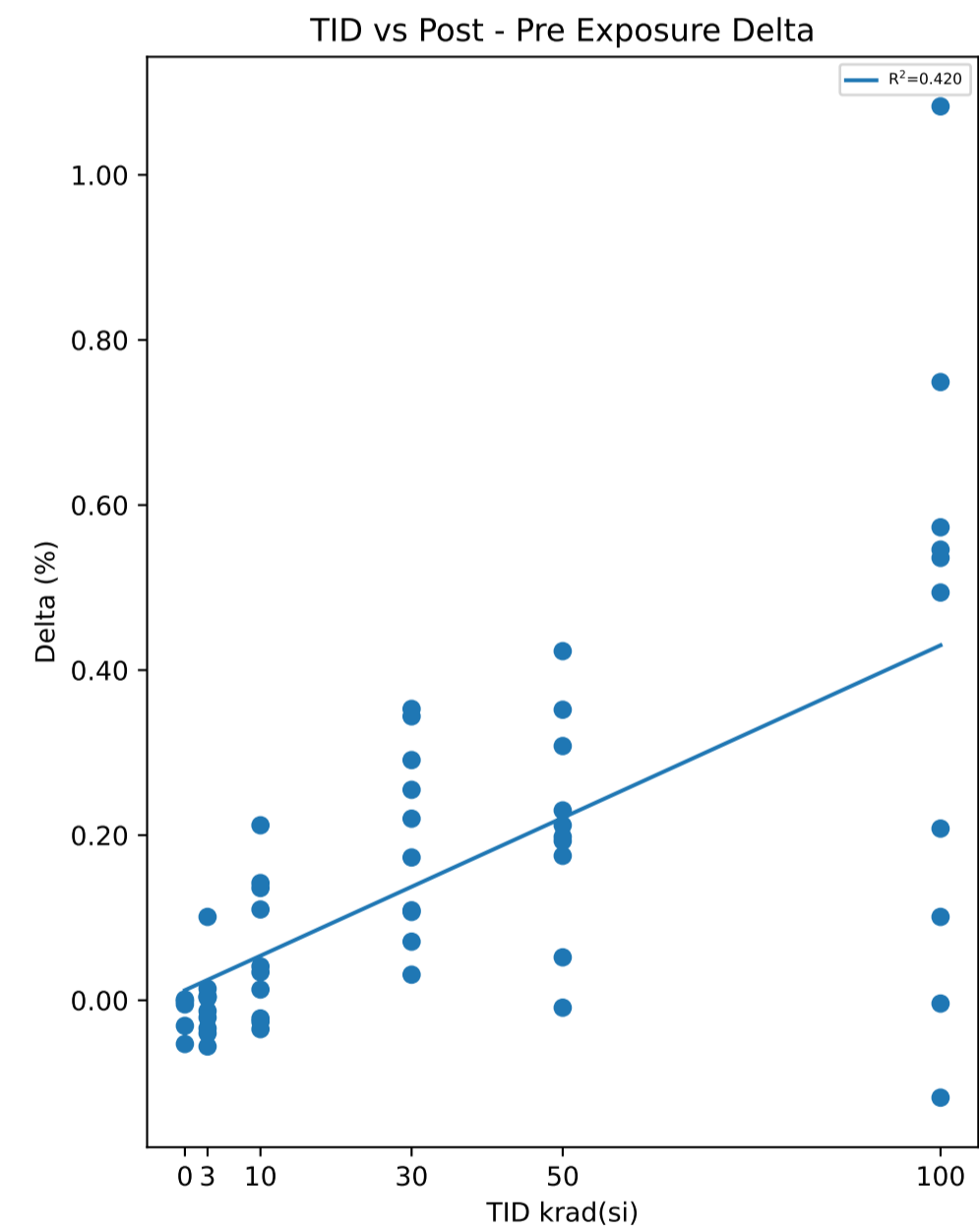
krad(si)	Pre Exposure Min	Pre Exposure Avg	Pre Exposure Max	Pre Exposure Std	Post Exposure Min	Post Exposure Avg	Post Exposure Max	Post Exposure Std	Min Delta	Avg Delta	Max Delta	Std Delta
0	-2.34	-1.4074	-0.352	0.75258	-2.4	-1.4524	-0.393	0.76693	-0.091	-0.045	0.015	0.03862
3	-1.428	-0.6141	0.123	0.44741	-1.347	-0.6452	0.069	0.41663	-0.141	-0.0311	0.081	0.07818
10	-2.042	-0.7795	0.559	0.88107	-2.222	-0.7789	0.581	0.93408	-0.18	0.0006	0.253	0.14645
30	-2.207	-0.4427	1.107	1.1349	-1.885	-0.2657	1.393	1.1254	-0.184	0.177	0.352	0.17364
50	-2.011	-0.9234	0.392	0.71338	-1.879	-0.6871	0.869	0.81813	0.018	0.2363	0.477	0.14656
100	-1.745	-0.4014	1.236	0.91755	-1.67	0.0806	1.689	0.96981	-0.07	0.482	1.127	0.32149

Device Test: 30.23 Current_Limit_Accuracy(Accuracy_Ilim_6A_1p5V)



Test Results (Lower Limit = -20.0, Upper Limit = 20.0 (%))

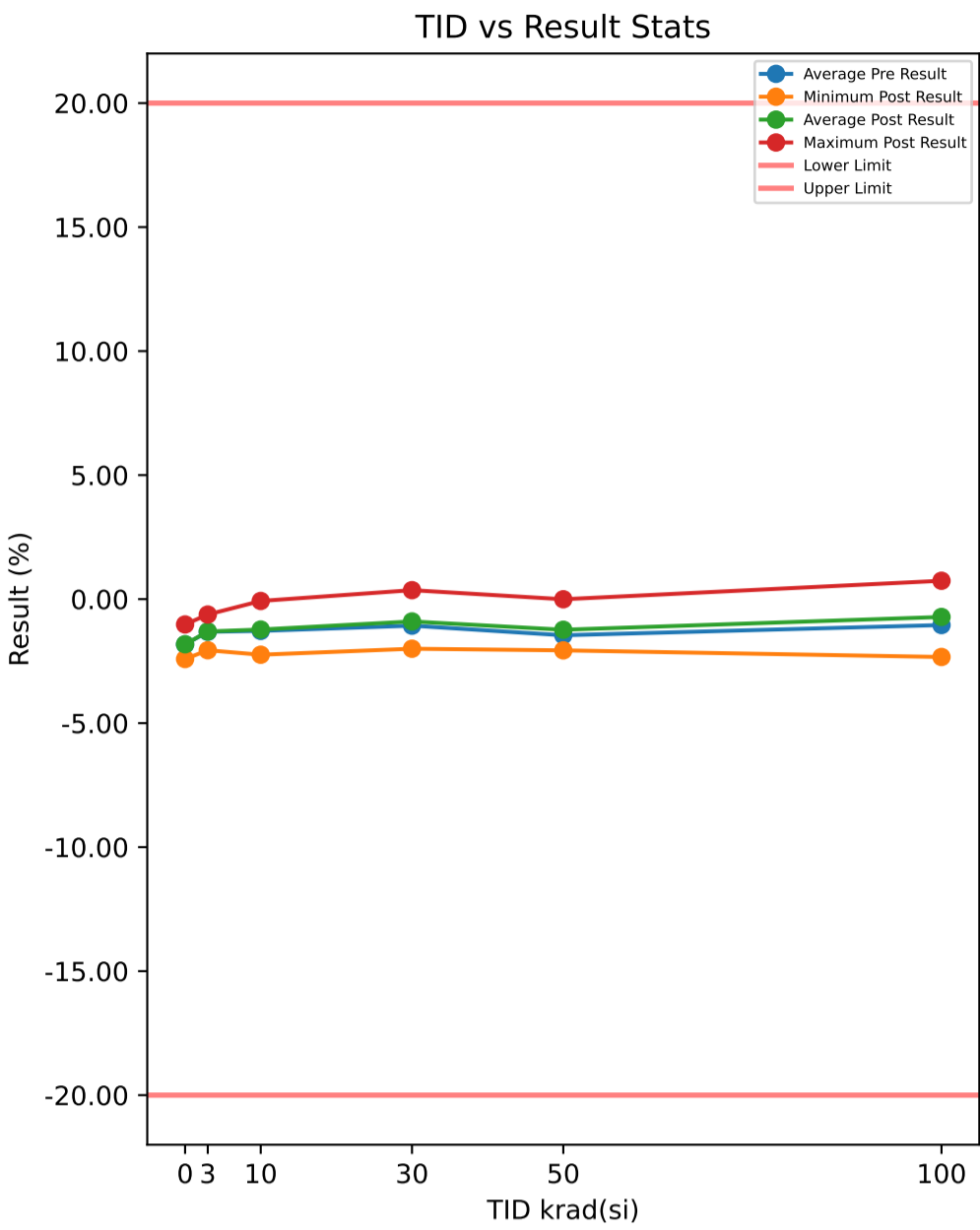
Serial #	krad(si)	Exposure Conditions	Pre Result	Post Result	Delta
1	3	7V Biased HDR	-1.085	-1.141	-0.056
2	3	7V Biased HDR	-1.104	-1.144	-0.04
3	3	7V Biased HDR	-1.485	-1.482	0.003
4	3	7V Biased HDR	-1.243	-1.142	0.101
5	3	7V Biased HDR	-1.863	-1.876	-0.013
6	3	Unbiased HDR	-1.14	-1.161	-0.021
7	3	Unbiased HDR	-1.164	-1.16	0.004
8	3	Unbiased HDR	-0.821	-0.807	0.014
9	3	Unbiased HDR	-0.578	-0.573	0.005
10	3	Unbiased HDR	-0.379	-0.413	-0.034
11	10	7V Biased HDR	-1.252	-1.239	0.013
12	10	7V Biased HDR	-1.388	-1.252	0.136
13	10	7V Biased HDR	-1.146	-0.934	0.212
14	10	7V Biased HDR	-1.773	-1.799	-0.026
15	10	7V Biased HDR	-0.393	-0.359	0.034
16	10	Unbiased HDR	-1.802	-1.692	0.11
17	10	Unbiased HDR	-0.064	0.078	0.142
18	10	Unbiased HDR	0.074	0.115	0.041
19	10	Unbiased HDR	-2.111	-2.133	-0.022
20	10	Unbiased HDR	-1.138	-1.173	-0.035
21	30	7V Biased HDR	-1.445	-1.154	0.291
22	30	7V Biased HDR	-1.553	-1.482	0.071
23	30	7V Biased HDR	-2.146	-1.891	0.255
24	30	7V Biased HDR	-1.573	-1.353	0.22
25	30	7V Biased HDR	-1.005	-0.652	0.353
26	30	Unbiased HDR	0.316	0.489	0.173
27	30	Unbiased HDR	-0.82	-0.711	0.109
28	30	Unbiased HDR	-1.138	-1.107	0.031
29	30	Unbiased HDR	0.381	0.725	0.344
30	30	Unbiased HDR	0.259	0.366	0.107
31	50	7V Biased HDR	-1.309	-1.257	0.052
32	50	7V Biased HDR	-2.009	-2.018	-0.009
33	50	7V Biased HDR	-1.032	-0.802	0.23
34	50	7V Biased HDR	-1.351	-1.139	0.212
35	50	7V Biased HDR	-0.996	-0.821	0.175
36	50	Unbiased HDR	-0.803	-0.495	0.308
37	50	Unbiased HDR	-1.313	-1.115	0.198
38	50	Unbiased HDR	-1.579	-1.227	0.352
39	50	Unbiased HDR	-1.987	-1.794	0.193
40	50	Unbiased HDR	-0.13	0.293	0.423
41	100	7V Biased HDR	-1.903	-2.021	-0.118
42	100	7V Biased HDR	-0.814	-0.818	-0.004
43	100	7V Biased HDR	-1.459	-0.376	1.083
44	100	7V Biased HDR	-0.363	-0.262	0.101
45	100	7V Biased HDR	-0.922	-0.714	0.208
46	100	Unbiased HDR	-0.911	-0.365	0.546
47	100	Unbiased HDR	0.484	1.02	0.536
48	100	Unbiased HDR	-0.46	0.289	0.749
49	100	Unbiased HDR	-1.767	-1.194	0.573
50	100	Unbiased HDR	-0.238	0.256	0.494
51	0	Correlation	-2.001	-2.032	-0.031
52	0	Correlation	-1.454	-1.455	-0.001
53	0	Correlation	-1.683	-1.682	0.001
54	0	Correlation	-0.774	-0.827	-0.053
55	0	Correlation	-2.353	-2.358	-0.005



Test Statistics (%)

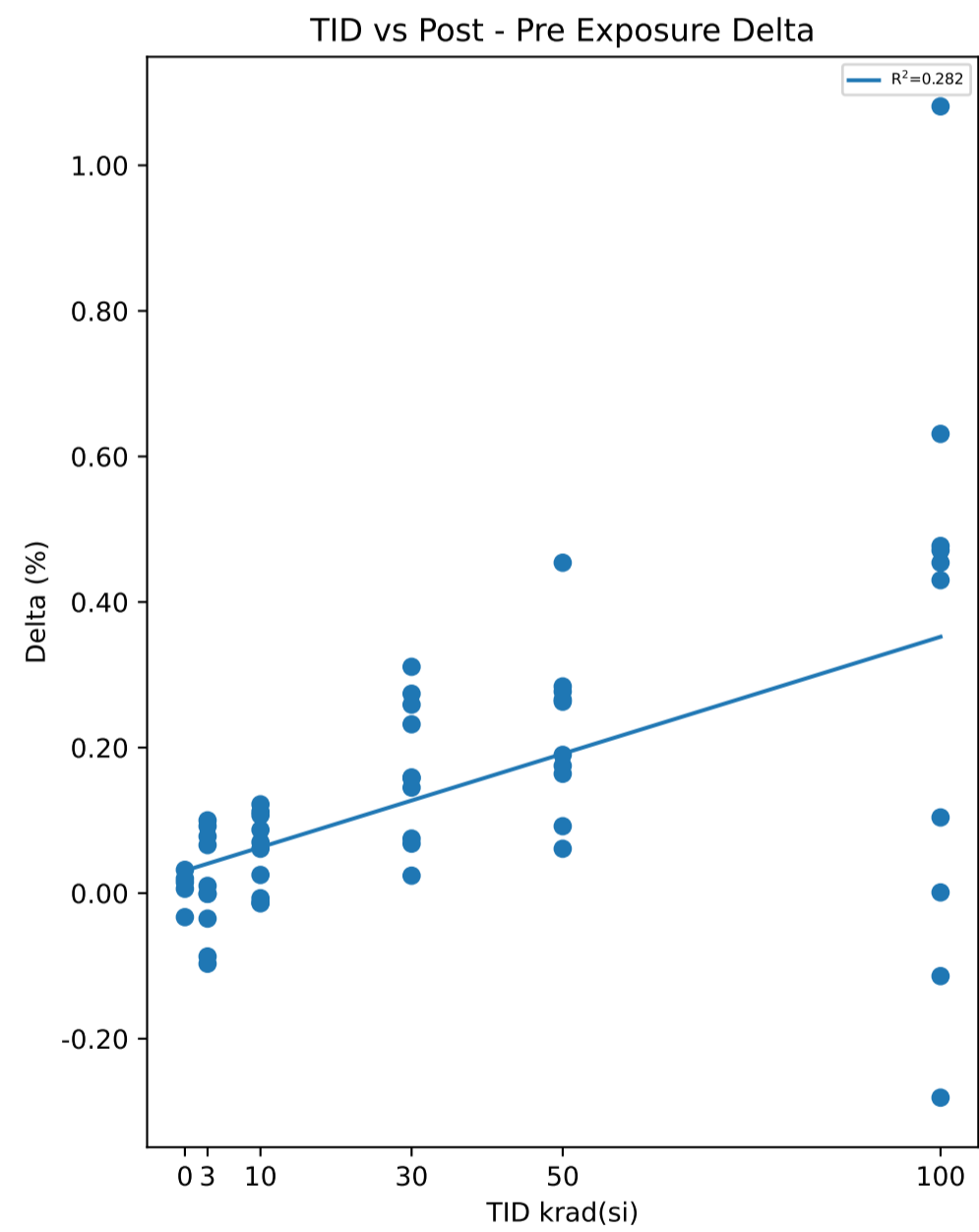
krad(si)	Pre Exposure Min	Pre Exposure Avg	Pre Exposure Max	Pre Exposure Std	Post Exposure Min	Post Exposure Avg	Post Exposure Max	Post Exposure Std	Min Delta	Avg Delta	Max Delta	Std Delta
0	-2.353	-1.653	-0.774	0.59671	-2.358	-1.6708	-0.827	0.5834	-0.053	-0.0178	0.001	0.02352
3	-1.863	-1.0862	-0.379	0.42492	-1.876	-1.0899	-0.413	0.42102	-0.056	-0.0037	0.101	0.04322
10	-2.111	-1.0993	0.074	0.74751	-2.133	-1.0388	0.115	0.77151	-0.035	0.0605	0.212	0.084651
30	-2.146	-0.8724	0.381	0.89804	-1.891	-0.677	0.725	0.90713	0.031	0.1954	0.353	0.11475
50	-2.009	-1.2509	-0.13	0.55891	-2.018	-1.0375	0.293	0.64987	-0.009	0.2134	0.423	0.1291
100	-1.903	-0.8353	0.484	0.73575	-2.021	-0.4185	1.02	0.84789	-0.118	0.4168	1.083	0.36846

Device Test: 30.27 Current_Limit_Accuracy(Accuracy_Ilim_7A_1p5V)



Test Results (Lower Limit = -20.0, Upper Limit = 20.0 (%))

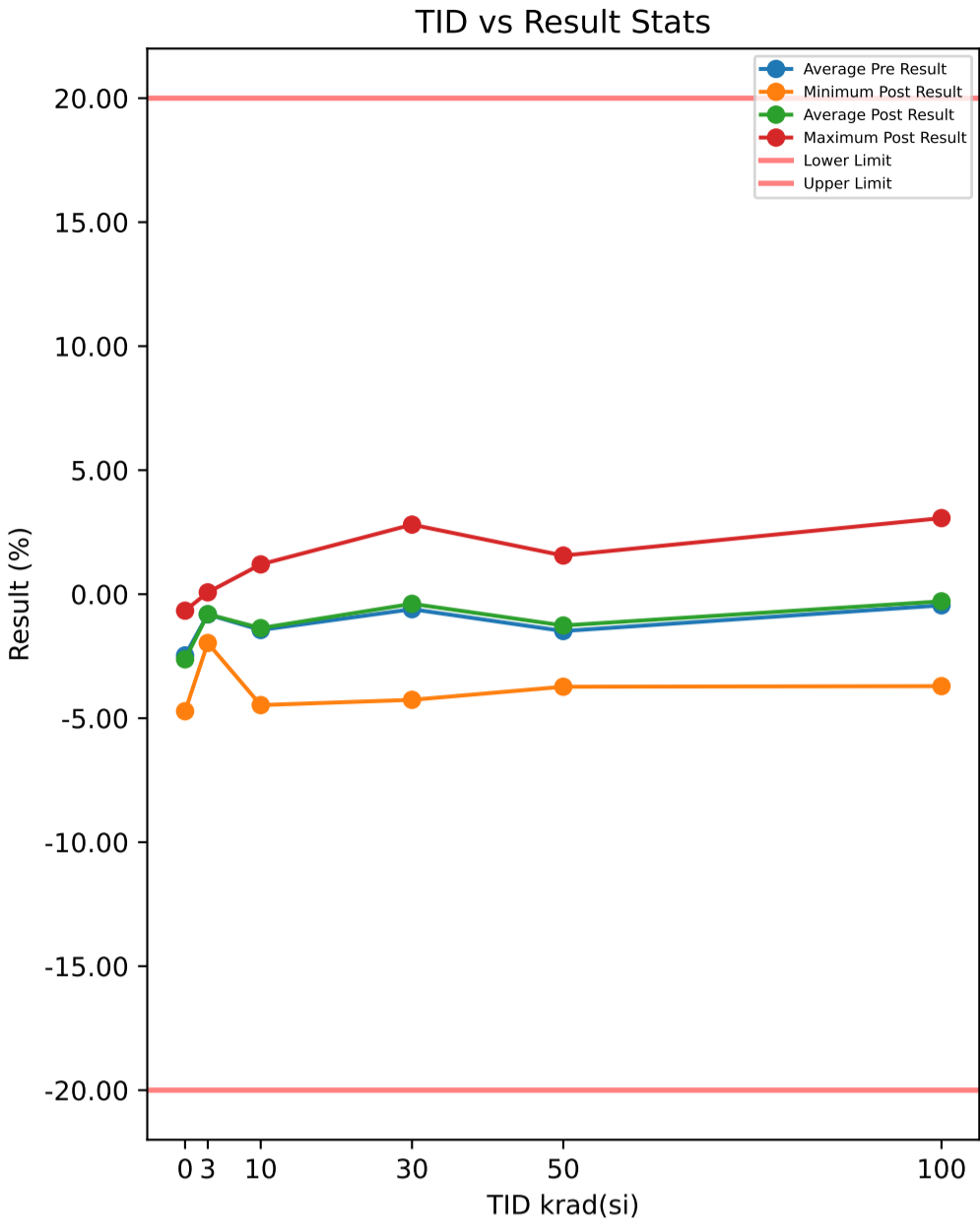
Serial #	krad(si)	Exposure Conditions	Pre Result	Post Result	Delta
1	3	7V Biased HDR	-1.411	-1.412	-0.001
2	3	7V Biased HDR	-1.421	-1.411	0.01
3	3	7V Biased HDR	-1.783	-1.683	0.1
4	3	7V Biased HDR	-1.49	-1.398	0.092
5	3	7V Biased HDR	-2.139	-2.061	0.078
6	3	Unbiased HDR	-1.289	-1.29	-0.001
7	3	Unbiased HDR	-1.394	-1.328	0.066
8	3	Unbiased HDR	-0.912	-1.009	-0.097
9	3	Unbiased HDR	-0.796	-0.831	-0.035
10	3	Unbiased HDR	-0.535	-0.622	-0.087
11	10	7V Biased HDR	-1.42	-1.427	-0.007
12	10	7V Biased HDR	-1.497	-1.375	0.122
13	10	7V Biased HDR	-1.298	-1.186	0.112
14	10	7V Biased HDR	-1.949	-1.879	0.07
15	10	7V Biased HDR	-0.646	-0.585	0.061
16	10	Unbiased HDR	-2.048	-1.941	0.107
17	10	Unbiased HDR	-0.287	-0.262	0.025
18	10	Unbiased HDR	-0.162	-0.075	0.087
19	10	Unbiased HDR	-2.229	-2.242	-0.013
20	10	Unbiased HDR	-1.286	-1.3	-0.014
21	30	7V Biased HDR	-1.678	-1.367	0.311
22	30	7V Biased HDR	-1.659	-1.584	0.075
23	30	7V Biased HDR	-2.232	-2	0.232
24	30	7V Biased HDR	-1.757	-1.598	0.159
25	30	7V Biased HDR	-1.132	-0.858	0.274
26	30	Unbiased HDR	0.027	0.185	0.158
27	30	Unbiased HDR	-1.096	-0.951	0.145
28	30	Unbiased HDR	-1.316	-1.292	0.024
29	30	Unbiased HDR	0.102	0.361	0.259
30	30	Unbiased HDR	0.03	0.098	0.068
31	50	7V Biased HDR	-1.515	-1.423	0.092
32	50	7V Biased HDR	-2.127	-2.066	0.061
33	50	7V Biased HDR	-1.282	-1.118	0.164
34	50	7V Biased HDR	-1.508	-1.245	0.263
35	50	7V Biased HDR	-1.228	-0.951	0.277
36	50	Unbiased HDR	-1.018	-0.734	0.284
37	50	Unbiased HDR	-1.595	-1.405	0.19
38	50	Unbiased HDR	-1.779	-1.513	0.266
39	50	Unbiased HDR	-2.07	-1.895	0.175
40	50	Unbiased HDR	-0.46	-0.006	0.454
41	100	7V Biased HDR	-2.052	-2.333	-0.281
42	100	7V Biased HDR	-1.116	-1.23	-0.114
43	100	7V Biased HDR	-1.775	-0.694	1.081
44	100	7V Biased HDR	-0.656	-0.655	0.001
45	100	7V Biased HDR	-1.105	-1.001	0.104
46	100	Unbiased HDR	-1.086	-0.656	0.43
47	100	Unbiased HDR	0.286	0.74	0.454
48	100	Unbiased HDR	-0.637	-0.006	0.631
49	100	Unbiased HDR	-1.863	-1.386	0.477
50	100	Unbiased HDR	-0.452	0.019	0.471
51	0	Correlation	-2.13	-2.163	-0.033
52	0	Correlation	-1.674	-1.654	0.02
53	0	Correlation	-1.852	-1.846	0.006
54	0	Correlation	-1.037	-1.022	0.015
55	0	Correlation	-2.448	-2.416	0.032



Test Statistics (%)

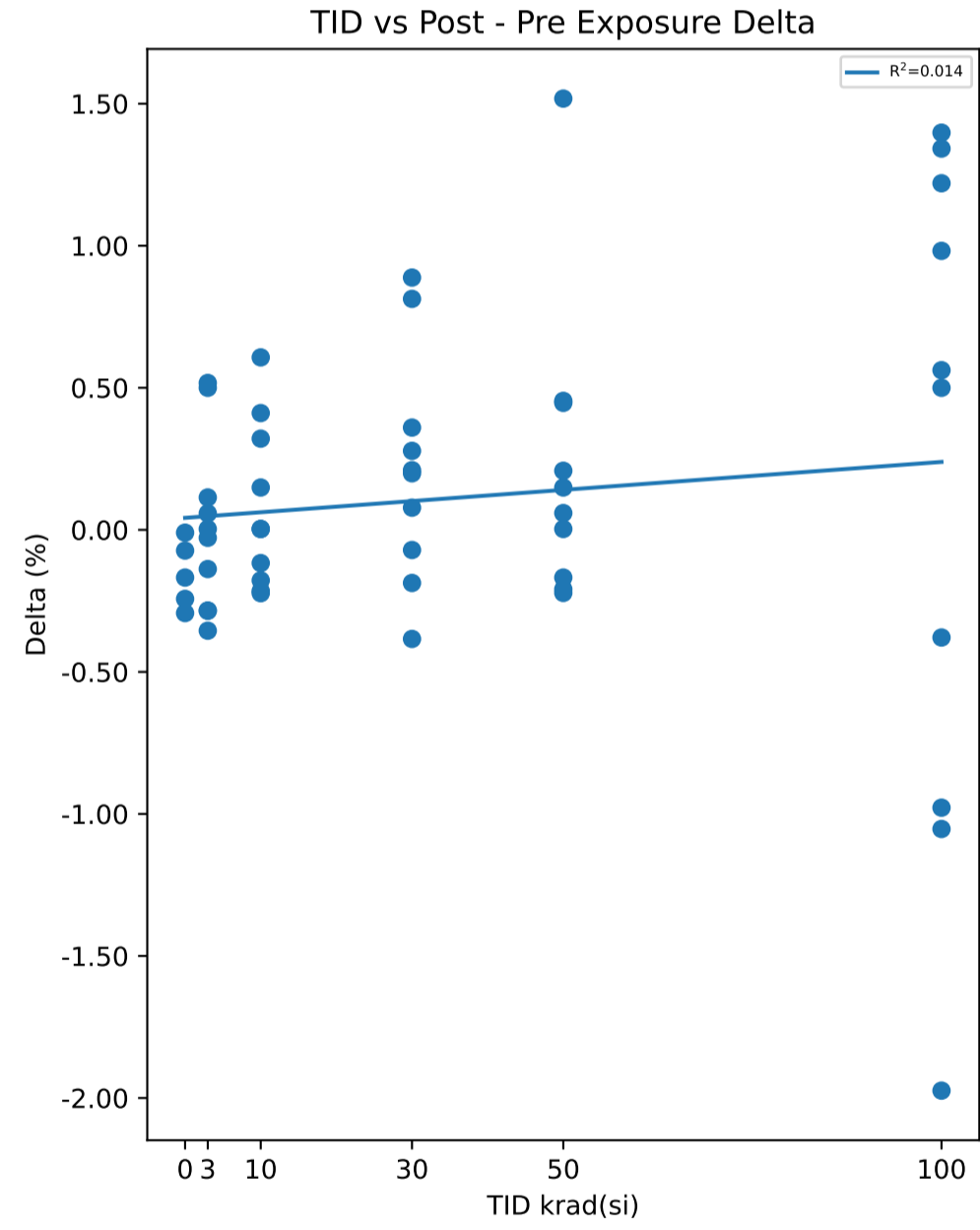
krad(si)	Pre Exposure Min	Pre Exposure Avg	Pre Exposure Max	Pre Exposure Std	Post Exposure Min	Post Exposure Avg	Post Exposure Max	Post Exposure Std	Min Delta	Avg Delta	Max Delta	Std Delta
0	-2.448	-1.8282	-1.037	0.53047	-2.416	-1.8202	-1.022	0.53336	-0.033	0.008	0.032	0.024769
3	-2.139	-1.317	-0.535	0.47095	-2.061	-1.3045	-0.622	0.41167	-0.097	0.0125	0.1	0.071217
10	-2.229	-1.2822	-0.162	0.71825	-2.242	-1.2272	-0.075	0.723	-0.014	0.055	0.122	0.053599
30	-2.232	-1.0711	0.102	0.84267	-2	-0.9006	0.361	0.83696	0.024	0.1705	0.311	0.096664
50	-2.127	-1.4582	-0.46	0.49701	-2.066	-1.2356	-0.006	0.58912	0.061	0.2226	0.454	0.11241
100	-2.052	-1.0456	0.286	0.72014	-2.333	-0.7202	0.74	0.85511	-0.281	0.3254	1.081	0.40153

Device Test: 30.3 Current_Limit_Accuracy(Accuracy_Ilim_750mA_1p5V)



Test Results (Lower Limit = -20.0, Upper Limit = 20.0 (%))

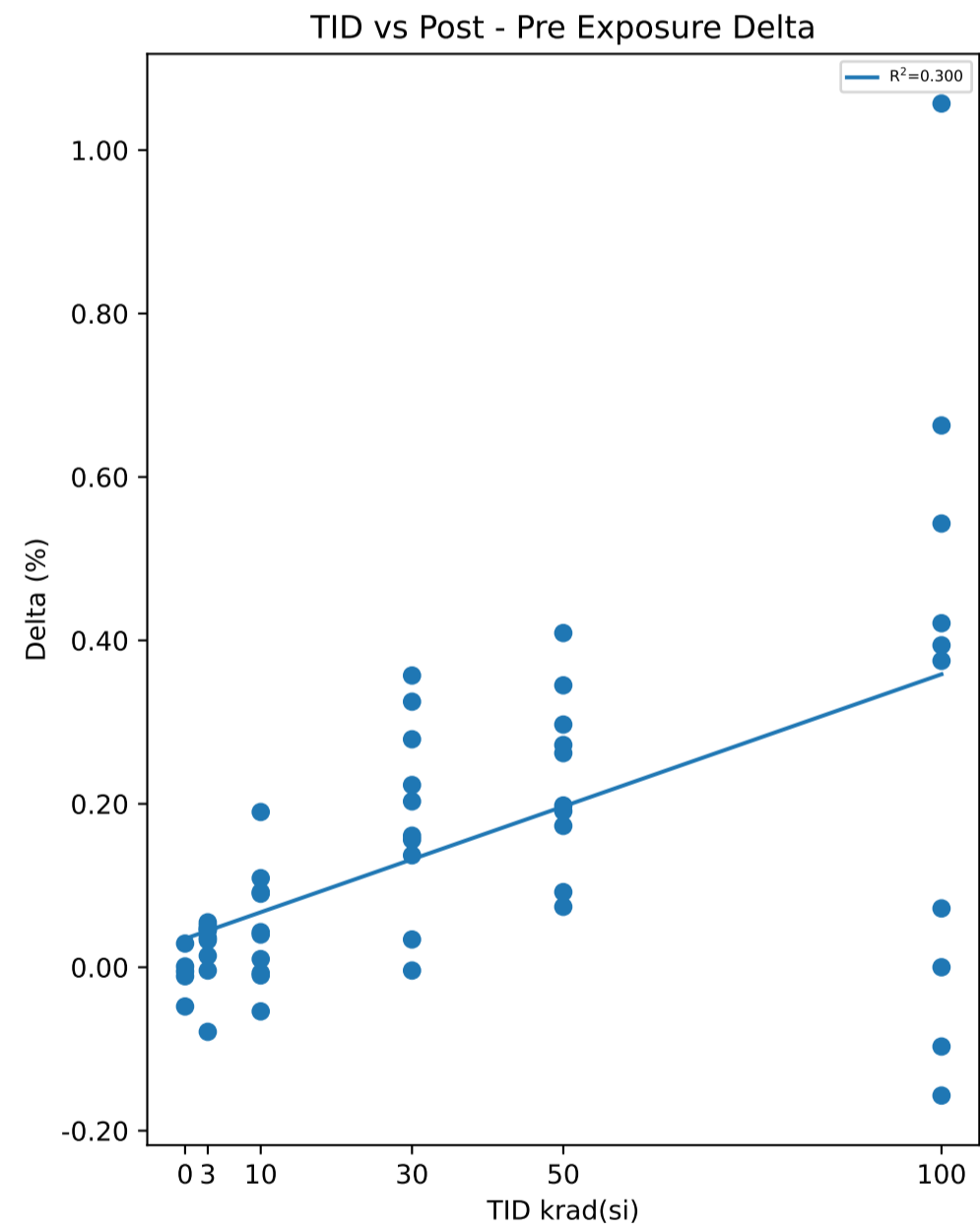
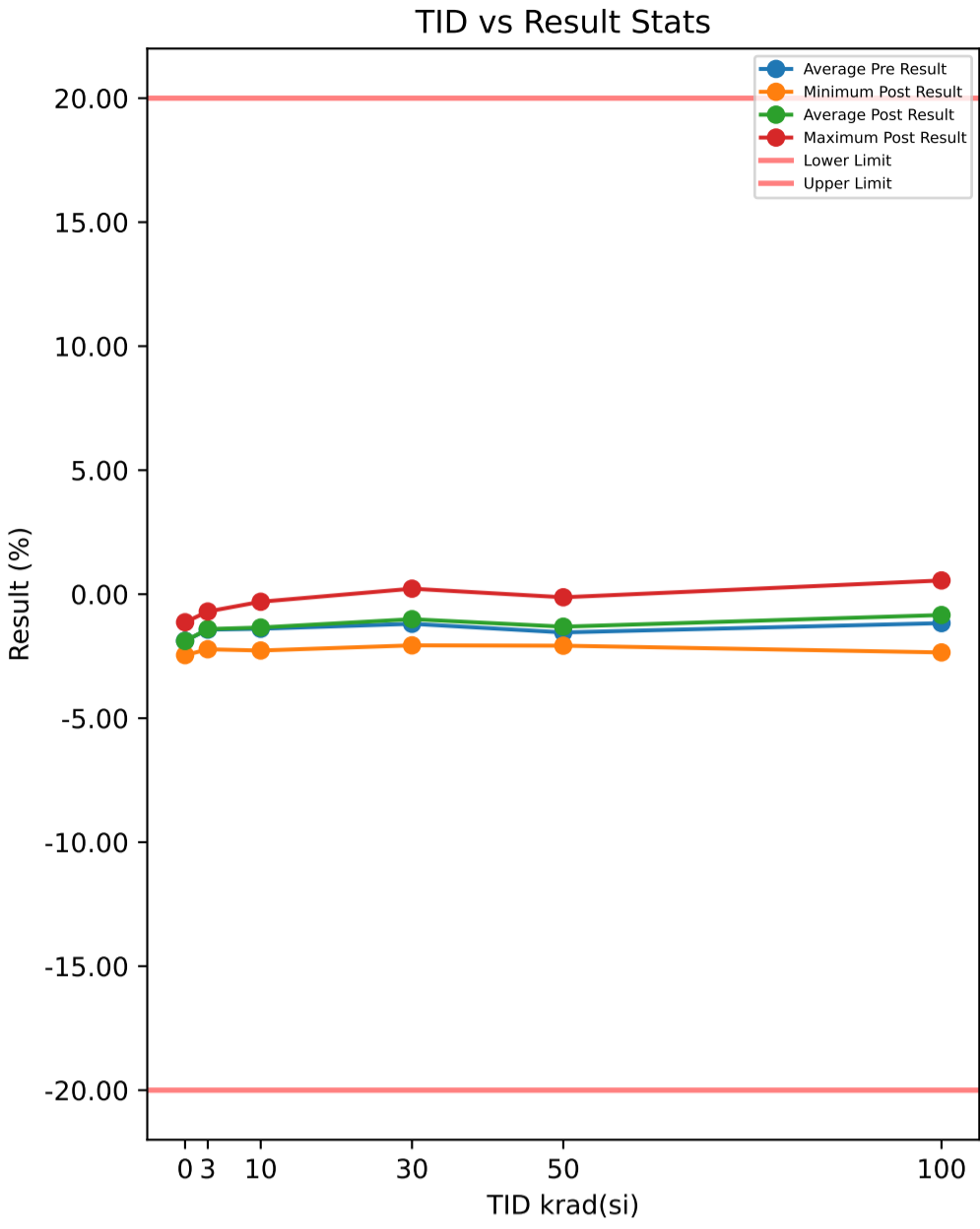
Serial #	krad(si)	Exposure Conditions	Pre Result	Post Result	Delta
1	3	7V Biased HDR	-1.216	-0.716	0.5
2	3	7V Biased HDR	0.182	-0.102	-0.284
3	3	7V Biased HDR	-1.183	-1.125	0.058
4	3	7V Biased HDR	-1.016	-1.154	-0.138
5	3	7V Biased HDR	-1.568	-1.596	-0.028
6	3	Unbiased HDR	-1.683	-1.968	-0.285
7	3	Unbiased HDR	-1.677	-1.16	0.517
8	3	Unbiased HDR	-0.171	-0.168	0.003
9	3	Unbiased HDR	-0.266	-0.152	0.114
10	3	Unbiased HDR	0.429	0.074	-0.355
11	10	7V Biased HDR	-2.346	-1.935	0.411
12	10	7V Biased HDR	-1.474	-1.471	0.003
13	10	7V Biased HDR	-1.181	-1.032	0.149
14	10	7V Biased HDR	-3.02	-3.235	-0.215
15	10	7V Biased HDR	-0.232	-0.455	-0.223
16	10	Unbiased HDR	-2.037	-2.034	0.003
17	10	Unbiased HDR	0.403	1.01	0.607
18	10	Unbiased HDR	1.379	1.201	-0.178
19	10	Unbiased HDR	-4.355	-4.472	-0.117
20	10	Unbiased HDR	-1.58	-1.259	0.321
21	30	7V Biased HDR	-1.392	-1.314	0.078
22	30	7V Biased HDR	-2.492	-2.214	0.278
23	30	7V Biased HDR	-4.073	-4.26	-0.187
24	30	7V Biased HDR	-2.53	-1.717	0.813
25	30	7V Biased HDR	-1.111	-0.223	0.888
26	30	Unbiased HDR	2.434	2.363	-0.071
27	30	Unbiased HDR	-0.337	-0.138	0.199
28	30	Unbiased HDR	-0.875	-1.259	-0.384
29	30	Unbiased HDR	2.445	2.805	0.36
30	30	Unbiased HDR	1.871	2.081	0.21
31	50	7V Biased HDR	-1.571	-1.512	0.059
32	50	7V Biased HDR	-3.34	-3.549	-0.209
33	50	7V Biased HDR	-0.512	-0.68	-0.168
34	50	7V Biased HDR	-1.753	-1.545	0.208
35	50	7V Biased HDR	-1.078	-0.631	0.447
36	50	Unbiased HDR	-0.171	-0.168	0.003
37	50	Unbiased HDR	-1.181	-1.032	0.149
38	50	Unbiased HDR	-1.788	-1.334	0.454
39	50	Unbiased HDR	-3.51	-3.732	-0.222
40	50	Unbiased HDR	0.04	1.558	1.518
41	100	7V Biased HDR	-2.73	-3.708	-0.978
42	100	7V Biased HDR	0.323	-1.651	-1.974
43	100	7V Biased HDR	-1.219	0.179	1.398
44	100	7V Biased HDR	0.991	-0.062	-1.053
45	100	7V Biased HDR	-0.829	-1.208	-0.379
46	100	Unbiased HDR	-0.908	0.074	0.982
47	100	Unbiased HDR	1.848	3.068	1.22
48	100	Unbiased HDR	0.005	1.347	1.342
49	100	Unbiased HDR	-2.906	-2.406	0.5
50	100	Unbiased HDR	0.921	1.483	0.562
51	0	Correlation	-3.122	-3.415	-0.293
52	0	Correlation	-1.58	-1.823	-0.243
53	0	Correlation	-2.343	-2.511	-0.168
54	0	Correlation	-0.592	-0.665	-0.073
55	0	Correlation	-4.708	-4.718	-0.01



Test Statistics (%)

krad(si)	Pre Exposure Min	Pre Exposure Avg	Pre Exposure Max	Pre Exposure Std	Post Exposure Min	Post Exposure Avg	Post Exposure Max	Post Exposure Std	Min Delta	Avg Delta	Max Delta	Std Delta
0	-4.708	-2.469	-0.592	1.5628	-4.718	-2.6264	-0.665	1.5413	-0.293	-0.1574	-0.01	0.11692
3	-1.683	-0.8169	0.429	0.79287	-1.968	-0.8067	0.074	0.70201	-0.355	0.0102	0.517	0.30557
10	-4.355	-1.4443	1.379	1.6687	-4.472	-1.3682	1.201	1.7355	-0.223	0.0761	0.607	0.28791
30	-4.073	-0.606	2.445	2.2356	-4.26	-0.3876	2.805	2.2524	-0.384	0.2184	0.888	0.40231
50	-3.51	-1.4864	0.04	1.2004	-3.732	-1.2625	1.558	1.5427	-0.222	0.2239	1.518	0.5163
100	-2.906	-0.4504	1.848	1.5711	-3.708	-0.2884	3.068	2.01	-1.974	0.162	1.398	1.184

Device Test: 30.31 Current_Limit_Accuracy(Accuracy_lim_7p5A_1p5V)



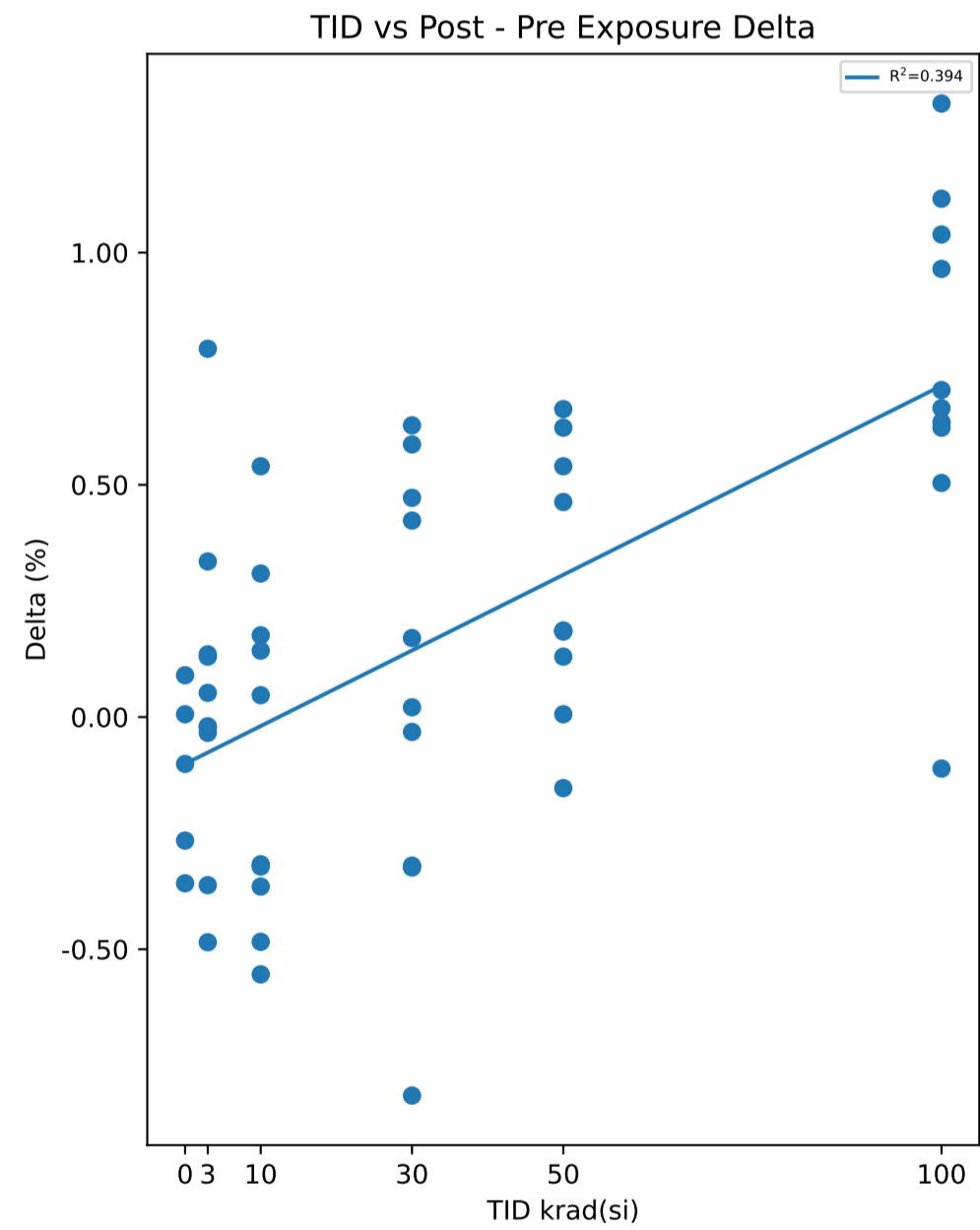
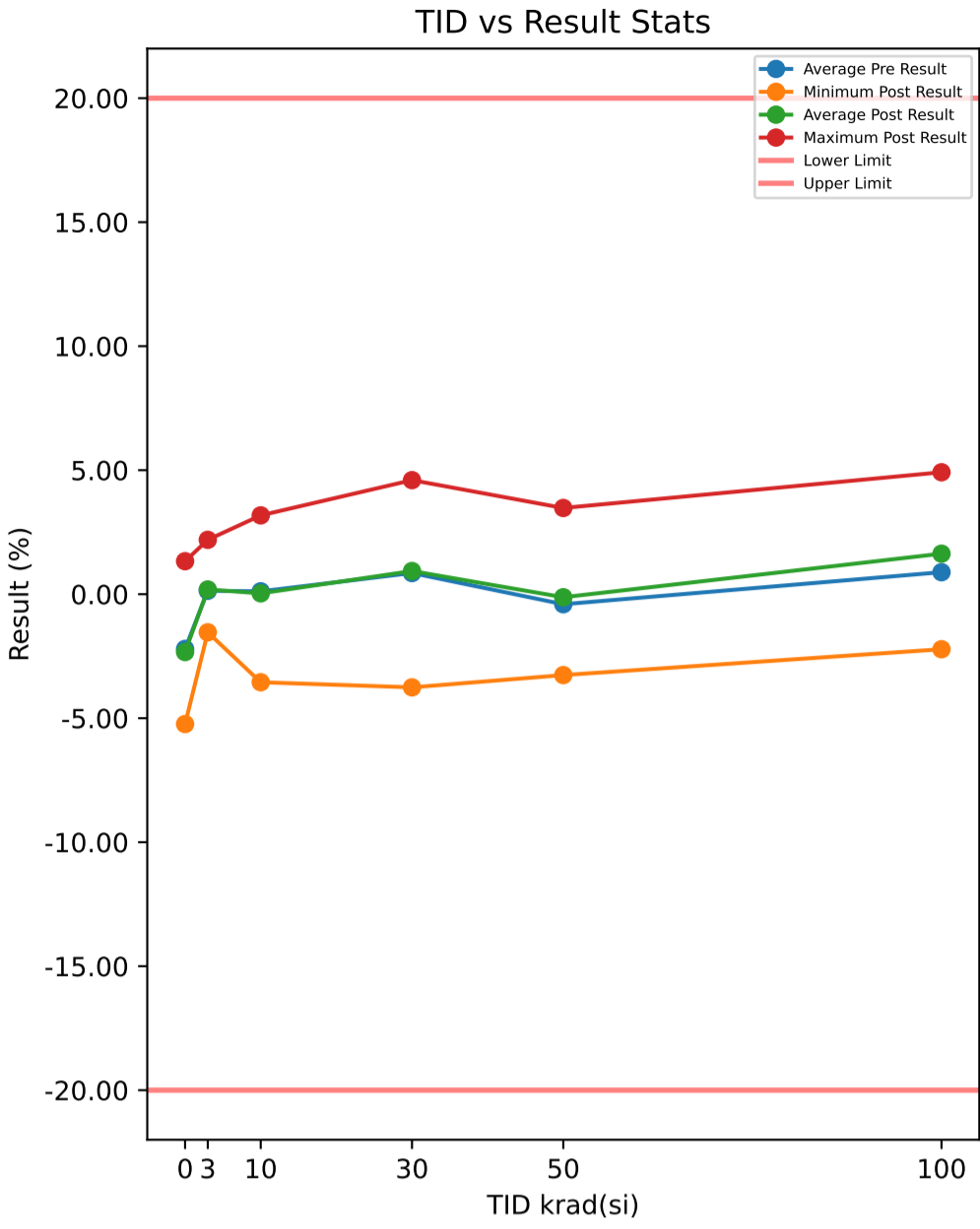
Test Results (Lower Limit = -20.0, Upper Limit = 20.0 (%))

Serial #	krad(si)	Exposure Conditions	Pre Result	Post Result	Delta
1	3	7V Biased HDR	-1.536	-1.489	0.047
2	3	7V Biased HDR	-1.564	-1.509	0.055
3	3	7V Biased HDR	-1.849	-1.813	0.036
4	3	7V Biased HDR	-1.565	-1.52	0.045
5	3	7V Biased HDR	-2.272	-2.221	0.051
6	3	Unbiased HDR	-1.293	-1.372	-0.079
7	3	Unbiased HDR	-1.536	-1.503	0.033
8	3	Unbiased HDR	-1.079	-1.065	0.014
9	3	Unbiased HDR	-0.927	-0.88	0.047
10	3	Unbiased HDR	-0.695	-0.699	-0.004
11	10	7V Biased HDR	-1.514	-1.524	-0.01
12	10	7V Biased HDR	-1.685	-1.495	0.19
13	10	7V Biased HDR	-1.43	-1.338	0.092
14	10	7V Biased HDR	-1.982	-1.939	0.043
15	10	7V Biased HDR	-0.735	-0.725	0.01
16	10	Unbiased HDR	-2.203	-2.094	0.109
17	10	Unbiased HDR	-0.452	-0.362	0.09
18	10	Unbiased HDR	-0.251	-0.305	-0.054
19	10	Unbiased HDR	-2.311	-2.271	0.04
20	10	Unbiased HDR	-1.393	-1.4	-0.007
21	30	7V Biased HDR	-1.754	-1.475	0.279
22	30	7V Biased HDR	-1.726	-1.692	0.034
23	30	7V Biased HDR	-2.286	-2.063	0.223
24	30	7V Biased HDR	-1.843	-1.682	0.161
25	30	7V Biased HDR	-1.332	-0.975	0.357
26	30	Unbiased HDR	-0.079	0.058	0.137
27	30	Unbiased HDR	-1.229	-1.073	0.156
28	30	Unbiased HDR	-1.403	-1.407	-0.004
29	30	Unbiased HDR	-0.103	0.222	0.325
30	30	Unbiased HDR	-0.202	0.001	0.203
31	50	7V Biased HDR	-1.588	-1.496	0.092
32	50	7V Biased HDR	-2.15	-2.076	0.074
33	50	7V Biased HDR	-1.416	-1.144	0.272
34	50	7V Biased HDR	-1.588	-1.326	0.262
35	50	7V Biased HDR	-1.31	-1.137	0.173
36	50	Unbiased HDR	-1.143	-0.798	0.345
37	50	Unbiased HDR	-1.68	-1.482	0.198
38	50	Unbiased HDR	-1.894	-1.597	0.297
39	50	Unbiased HDR	-2.121	-1.93	0.191
40	50	Unbiased HDR	-0.534	-0.125	0.409
41	100	7V Biased HDR	-2.191	-2.348	-0.157
42	100	7V Biased HDR	-1.24	-1.337	-0.097
43	100	7V Biased HDR	-1.951	-0.894	1.057
44	100	7V Biased HDR	-0.808	-0.808	0
45	100	7V Biased HDR	-1.233	-1.161	0.072
46	100	Unbiased HDR	-1.148	-0.773	0.375
47	100	Unbiased HDR	0.16	0.554	0.394
48	100	Unbiased HDR	-0.784	-0.121	0.663
49	100	Unbiased HDR	-1.944	-1.401	0.543
50	100	Unbiased HDR	-0.536	-0.115	0.421
51	0	Correlation	-2.096	-2.144	-0.048
52	0	Correlation	-1.755	-1.766	-0.011
53	0	Correlation	-1.934	-1.933	0.001
54	0	Correlation	-1.127	-1.132	-0.005
55	0	Correlation	-2.487	-2.458	0.029

Test Statistics (%)

krad(si)	Pre Exposure Min	Pre Exposure Avg	Pre Exposure Max	Pre Exposure Std	Post Exposure Min	Post Exposure Avg	Post Exposure Max	Post Exposure Std	Min Delta	Avg Delta	Max Delta	Std Delta
0	-2.487	-1.8798	-1.127	0.50016	-2.458	-1.8866	-1.132	0.49469	-0.048	-0.0068	0.029	0.027662
3	-2.272	-1.4316	-0.695	0.45684	-2.221	-1.4071	-0.699	0.44268	-0.079	0.0245	0.055	0.040695
10	-2.311	-1.3956	-0.251	0.71255	-2.271	-1.3453	-0.305	0.68809	-0.054	0.0503	0.19	0.071382
30	-2.286	-1.1957	-0.079	0.79525	-2.063	-1.0086	0.222	0.82227	-0.004	0.1871	0.357	0.11642
50	-2.15	-1.5424	-0.534	0.48271	-2.076	-1.3111	-0.125	0.56192	0.074	0.2313	0.409	0.1063
100	-2.191	-1.1675	0.16	0.72355	-2.348	-0.8404	0.554	0.81193	-0.157	0.3271	1.057	0.37919

Device Test: 30.35 Current_Limit_Accuracy(Accuracy_Ilim_750mA_7V)



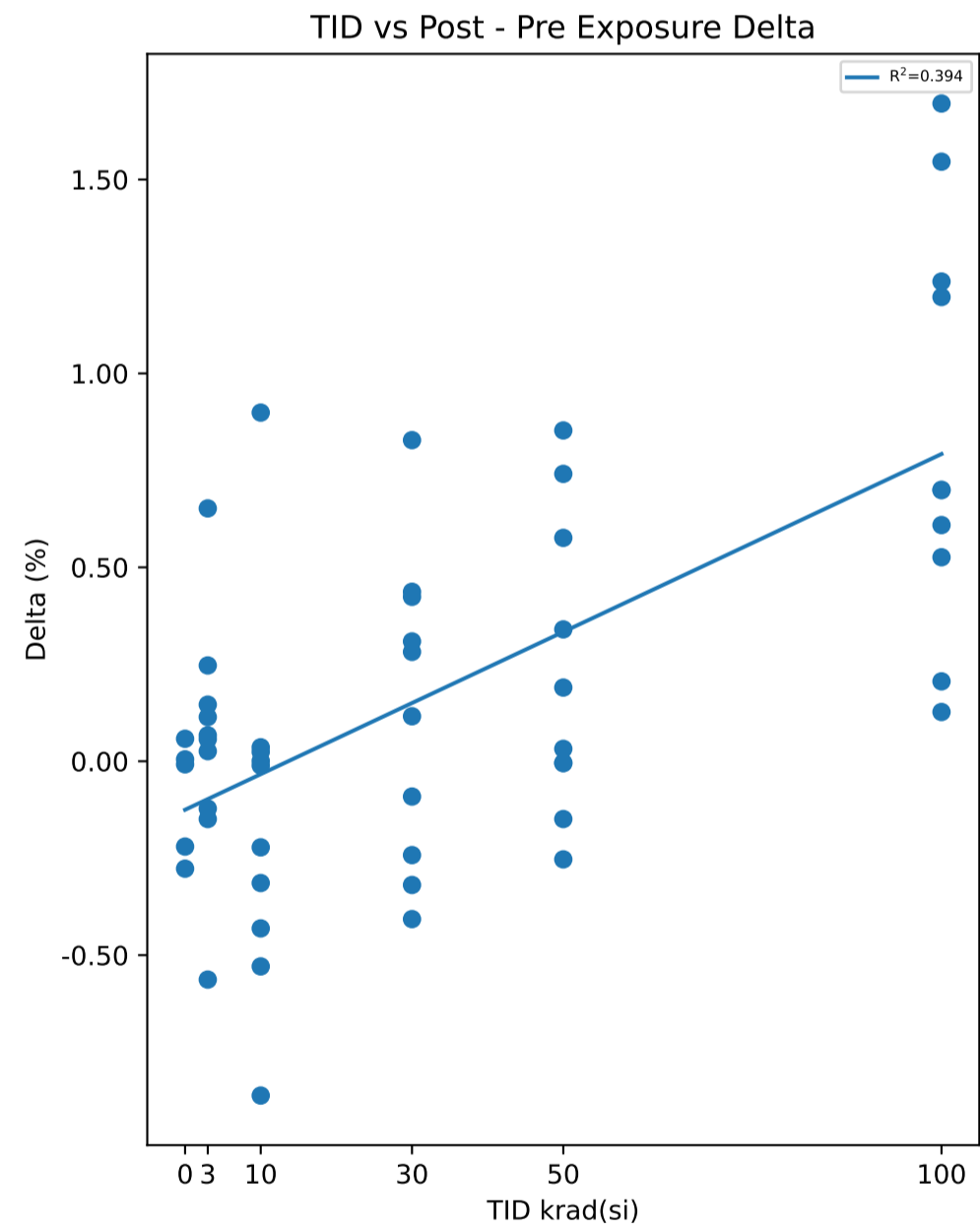
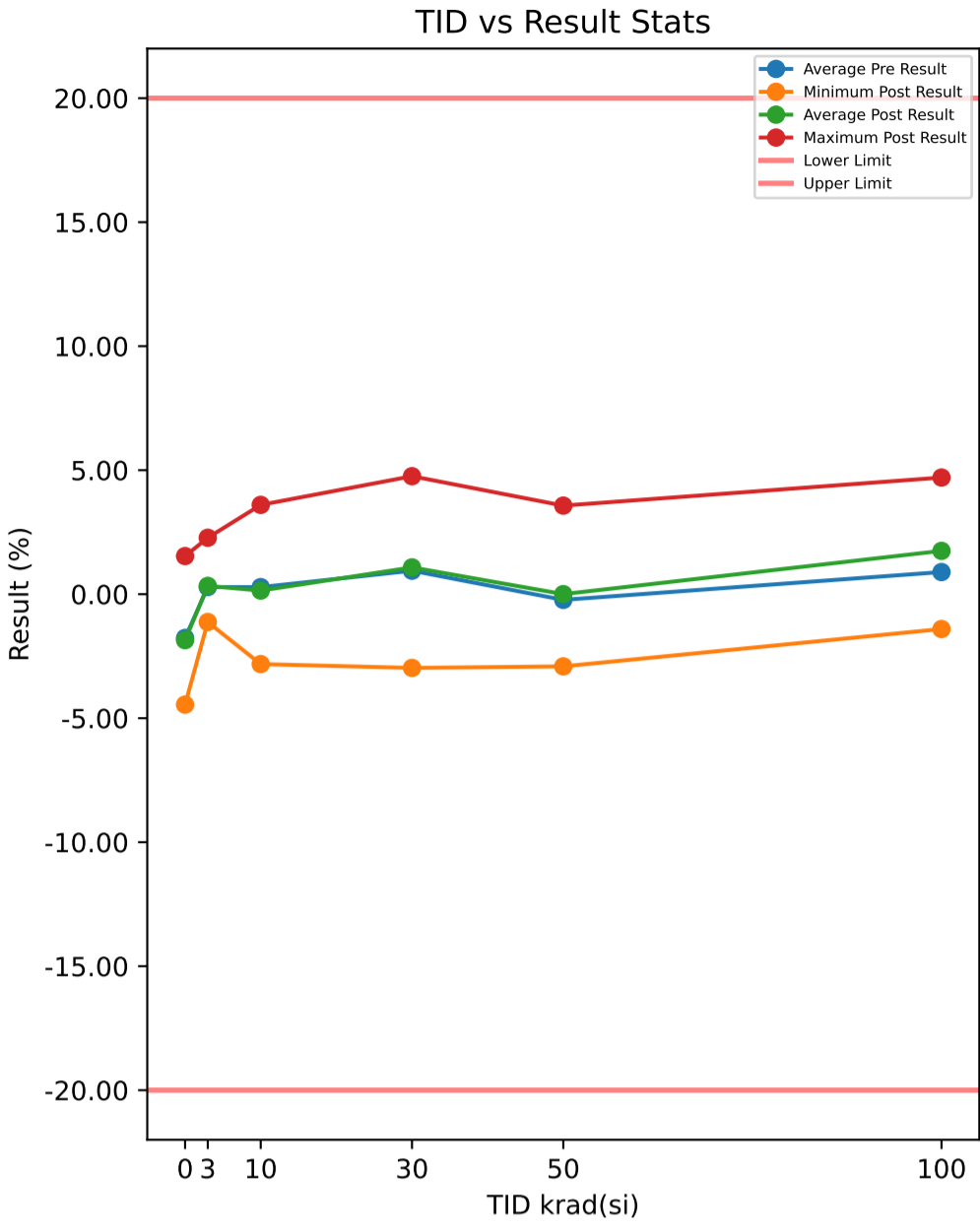
Test Results (Lower Limit = -20.0, Upper Limit = 20.0 (%))

Serial #	krad(si)	Exposure Conditions	Pre Result	Post Result	Delta
1	3	7V Biased HDR	-1.246	-1.111	0.135
2	3	7V Biased HDR	2.349	1.864	-0.485
3	3	7V Biased HDR	-1.517	-1.537	-0.02
4	3	7V Biased HDR	0.1	0.23	0.13
5	3	7V Biased HDR	-0.302	0.491	0.793
6	3	Unbiased HDR	0.46	0.426	-0.034
7	3	Unbiased HDR	-0.53	-0.551	-0.021
8	3	Unbiased HDR	0.84	1.175	0.335
9	3	Unbiased HDR	-1.328	-1.276	0.052
10	3	Unbiased HDR	2.554	2.192	-0.362
11	10	7V Biased HDR	-1.106	-0.797	0.309
12	10	7V Biased HDR	-1.337	-0.797	0.54
13	10	7V Biased HDR	0.931	1.107	0.176
14	10	7V Biased HDR	-1.551	-1.916	-0.365
15	10	7V Biased HDR	1.526	1.669	0.143
16	10	Unbiased HDR	-1.132	-1.085	0.047
17	10	Unbiased HDR	3.313	2.996	-0.317
18	10	Unbiased HDR	3.662	3.178	-0.484
19	10	Unbiased HDR	-2.997	-3.551	-0.554
20	10	Unbiased HDR	-0.146	-0.468	-0.322
21	30	7V Biased HDR	0.232	0.819	0.587
22	30	7V Biased HDR	-2.208	-2.532	-0.324
23	30	7V Biased HDR	-3.778	-3.757	0.021
24	30	7V Biased HDR	-0.803	-0.633	0.17
25	30	7V Biased HDR	1.095	1.723	0.628
26	30	Unbiased HDR	4.155	3.835	-0.32
27	30	Unbiased HDR	0.663	1.135	0.472
28	30	Unbiased HDR	0.963	0.148	-0.815
29	30	Unbiased HDR	4.175	4.598	0.423
30	30	Unbiased HDR	4.032	4	-0.032
31	50	7V Biased HDR	-2.504	-2.318	0.186
32	50	7V Biased HDR	-3.268	-3.262	0.006
33	50	7V Biased HDR	0.89	1.353	0.463
34	50	7V Biased HDR	-0.402	0.138	0.54
35	50	7V Biased HDR	1.649	1.833	0.184
36	50	Unbiased HDR	0.511	1.134	0.623
37	50	Unbiased HDR	-0.548	-0.701	-0.153
38	50	Unbiased HDR	-0.771	-0.108	0.663
39	50	Unbiased HDR	-2.956	-2.77	0.186
40	50	Unbiased HDR	3.346	3.476	0.13
41	100	7V Biased HDR	-2.109	-2.22	-0.111
42	100	7V Biased HDR	0.337	0.96	0.623
43	100	7V Biased HDR	0.663	1.628	0.965
44	100	7V Biased HDR	1.867	2.983	1.116
45	100	7V Biased HDR	1.095	2.134	1.039
46	100	Unbiased HDR	-0.484	0.22	0.704
47	100	Unbiased HDR	4.281	4.916	0.635
48	100	Unbiased HDR	2.894	4.215	1.321
49	100	Unbiased HDR	-2.273	-1.769	0.504
50	100	Unbiased HDR	2.595	3.26	0.665
51	0	Correlation	-2.997	-3.263	-0.266
52	0	Correlation	-1.83	-1.824	0.006
53	0	Correlation	-2.314	-2.672	-0.358
54	0	Correlation	1.24	1.33	0.09
55	0	Correlation	-5.135	-5.236	-0.101

Test Statistics (%)

krad(si)	Pre Exposure Min	Pre Exposure Avg	Pre Exposure Max	Pre Exposure Std	Post Exposure Min	Post Exposure Avg	Post Exposure Max	Post Exposure Std	Min Delta	Avg Delta	Max Delta	Std Delta
0	-5.135	-2.2072	1.24	2.3039	-5.236	-2.333	1.33	2.4023	-0.358	-0.1258	0.09	0.18583
3	-1.517	0.138	2.554	1.444	-1.537	0.1903	2.192	1.3039	-0.485	0.0523	0.793	0.35274
10	-2.997	0.1163	3.662	2.1896	-3.551	0.0336	3.178	2.1608	-0.554	-0.0827	0.54	0.37281
30	-3.778	0.8526	4.175	2.71	-3.757	0.9336	4.598	2.7691	-0.815	0.081	0.628	0.46869
50	-3.268	-0.4053	3.346	2.11	-3.262	-0.1225	3.476	2.1761	-0.153	0.2828	0.663	0.27433
100	-2.273	0.8866	4.281	2.1256	-2.22	1.6327	4.916	2.3813	-0.111	0.7461	1.321	0.39863

Device Test: 30.39 Current_Limit_Accuracy(Accuracy_Ilim_1A_7V)



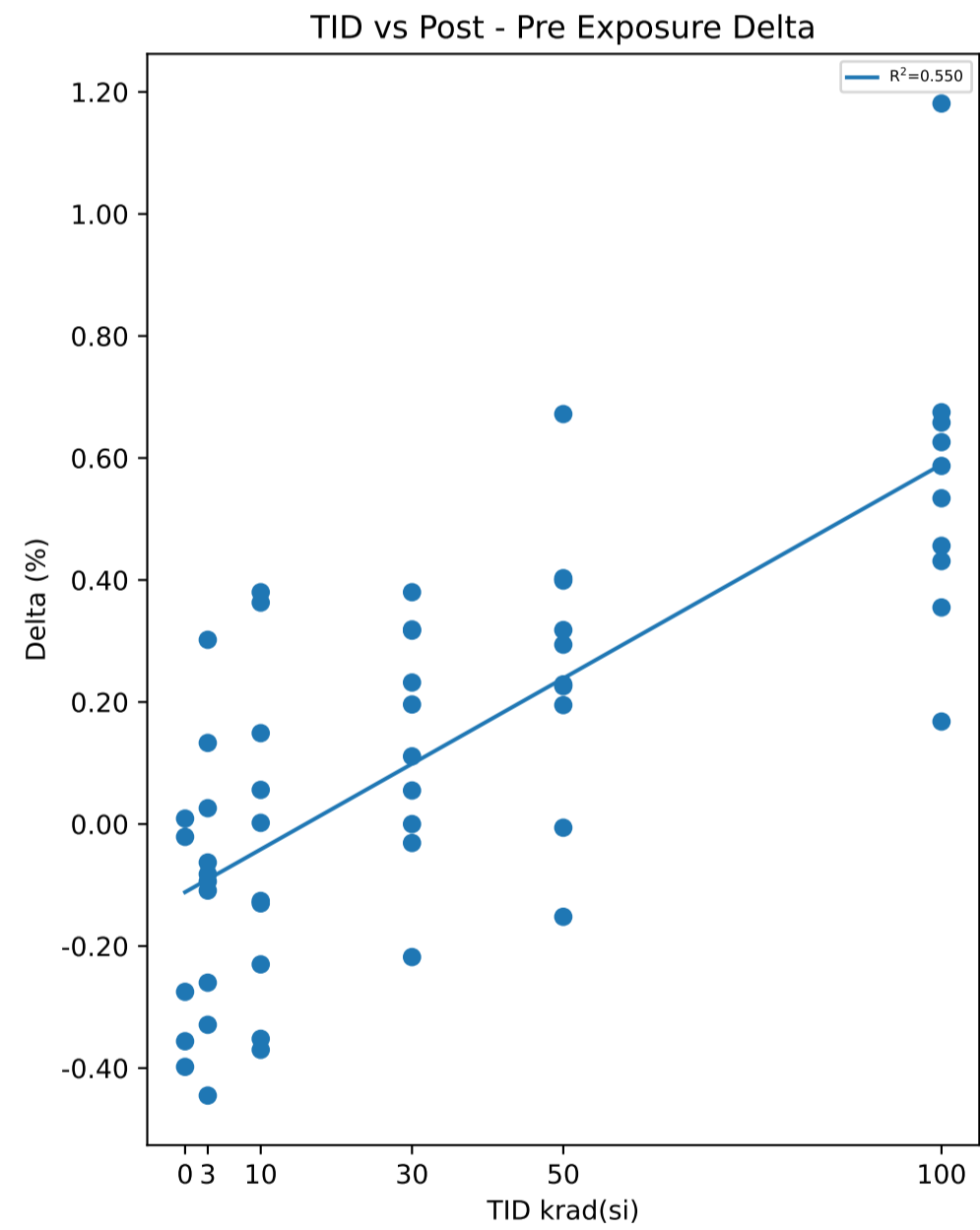
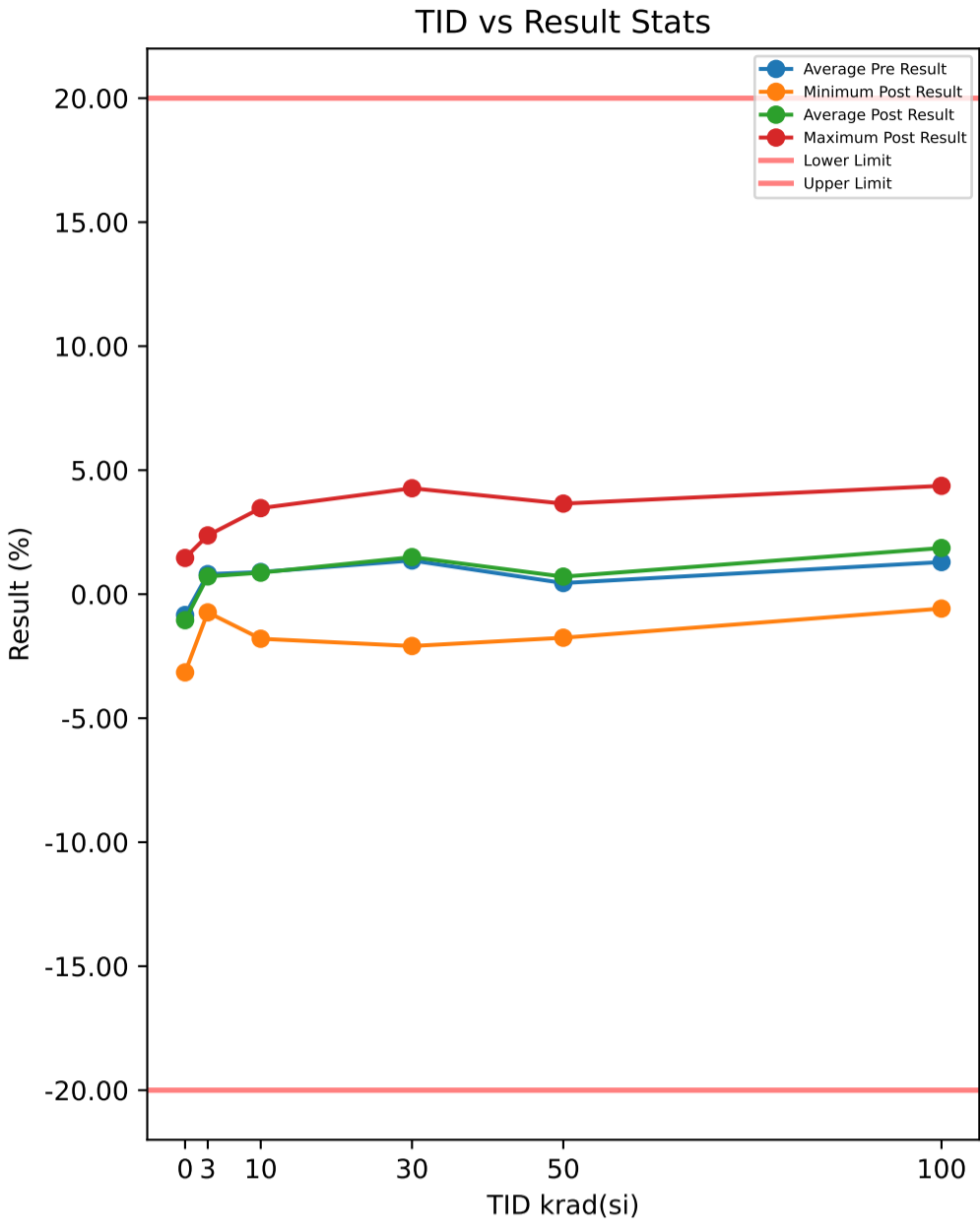
Test Results (Lower Limit = -20.0, Upper Limit = 20.0 (%))

Serial #	krad(si)	Exposure Conditions	Pre Result	Post Result	Delta
1	3	7V Biased HDR	-1.44	-0.788	0.652
2	3	7V Biased HDR	2.129	2.275	0.146
3	3	7V Biased HDR	-1.149	-1.123	0.026
4	3	7V Biased HDR	0.242	0.489	0.247
5	3	7V Biased HDR	0.223	0.29	0.067
6	3	Unbiased HDR	0.497	0.611	0.114
7	3	Unbiased HDR	-0.286	-0.229	0.057
8	3	Unbiased HDR	0.981	0.859	-0.122
9	3	Unbiased HDR	-0.824	-0.973	-0.149
10	3	Unbiased HDR	2.499	1.936	-0.563
11	10	7V Biased HDR	-0.717	-1.031	-0.314
12	10	7V Biased HDR	-0.898	-0.897	0.001
13	10	7V Biased HDR	0.932	0.968	0.036
14	10	7V Biased HDR	-1.627	-1.638	-0.011
15	10	7V Biased HDR	1.472	1.25	-0.222
16	10	Unbiased HDR	-0.313	-1.175	-0.862
17	10	Unbiased HDR	2.657	3.556	0.899
18	10	Unbiased HDR	3.576	3.6	0.024
19	10	Unbiased HDR	-2.29	-2.819	-0.529
20	10	Unbiased HDR	0.057	-0.374	-0.431
21	30	7V Biased HDR	0.963	0.721	-0.242
22	30	7V Biased HDR	-2.027	-2.346	-0.319
23	30	7V Biased HDR	-3.801	-2.973	0.828
24	30	7V Biased HDR	-0.744	-0.435	0.309
25	30	7V Biased HDR	1.425	1.707	0.282
26	30	Unbiased HDR	3.823	3.939	0.116
27	30	Unbiased HDR	1.318	0.911	-0.407
28	30	Unbiased HDR	0.55	0.459	-0.091
29	30	Unbiased HDR	4.32	4.757	0.437
30	30	Unbiased HDR	3.638	4.062	0.424
31	50	7V Biased HDR	-1.704	-1.709	-0.005
32	50	7V Biased HDR	-2.901	-2.561	0.34
33	50	7V Biased HDR	0.747	0.937	0.19
34	50	7V Biased HDR	-0.242	0.334	0.576
35	50	7V Biased HDR	1.812	1.559	-0.253
36	50	Unbiased HDR	0.889	0.921	0.032
37	50	Unbiased HDR	-0.3	-0.449	-0.149
38	50	Unbiased HDR	-0.519	0.334	0.853
39	50	Unbiased HDR	-2.907	-2.911	-0.004
40	50	Unbiased HDR	2.83	3.571	0.741
41	100	7V Biased HDR	-2.364	-1.127	1.237
42	100	7V Biased HDR	0.405	1.104	0.699
43	100	7V Biased HDR	0.331	1.528	1.197
44	100	7V Biased HDR	2.244	2.77	0.526
45	100	7V Biased HDR	0.716	2.262	1.546
46	100	Unbiased HDR	-0.118	0.088	0.206
47	100	Unbiased HDR	4.094	4.703	0.609
48	100	Unbiased HDR	2.337	4.033	1.696
49	100	Unbiased HDR	-1.532	-1.405	0.127
50	100	Unbiased HDR	2.807	3.507	0.7
51	0	Correlation	-2.414	-2.356	0.058
52	0	Correlation	-1.422	-1.699	-0.277
53	0	Correlation	-2.303	-2.298	0.005
54	0	Correlation	1.544	1.536	-0.008
55	0	Correlation	-4.233	-4.453	-0.22

Test Statistics (%)

krad(si)	Pre Exposure Min	Pre Exposure Avg	Pre Exposure Max	Pre Exposure Std	Post Exposure Min	Post Exposure Avg	Post Exposure Max	Post Exposure Std	Min Delta	Avg Delta	Max Delta	Std Delta
0	-4.233	-1.7656	1.544	2.1136	-4.453	-1.854	1.536	2.1633	-0.277	-0.0884	0.058	0.14959
3	-1.44	0.2872	2.499	1.3092	-1.123	0.3347	2.275	1.1604	-0.563	0.0475	0.652	0.30918
10	-2.29	0.2849	3.576	1.8674	-2.819	0.144	3.6	2.1581	-0.862	-0.1409	0.899	0.46764
30	-3.801	0.9465	4.32	2.6175	-2.973	1.0802	4.757	2.6243	-0.407	0.1337	0.828	0.39445
50	-2.907	-0.2295	2.83	1.8945	-2.911	0.0026	3.571	1.9801	-0.253	0.2321	0.853	0.38133
100	-2.364	0.892	4.094	1.9977	-1.405	1.7463	4.703	2.1024	0.127	0.8543	1.696	0.53913

Device Test: 30.43 Current_Limit_Accuracy(Accuracy_Ilim_2A_7V)



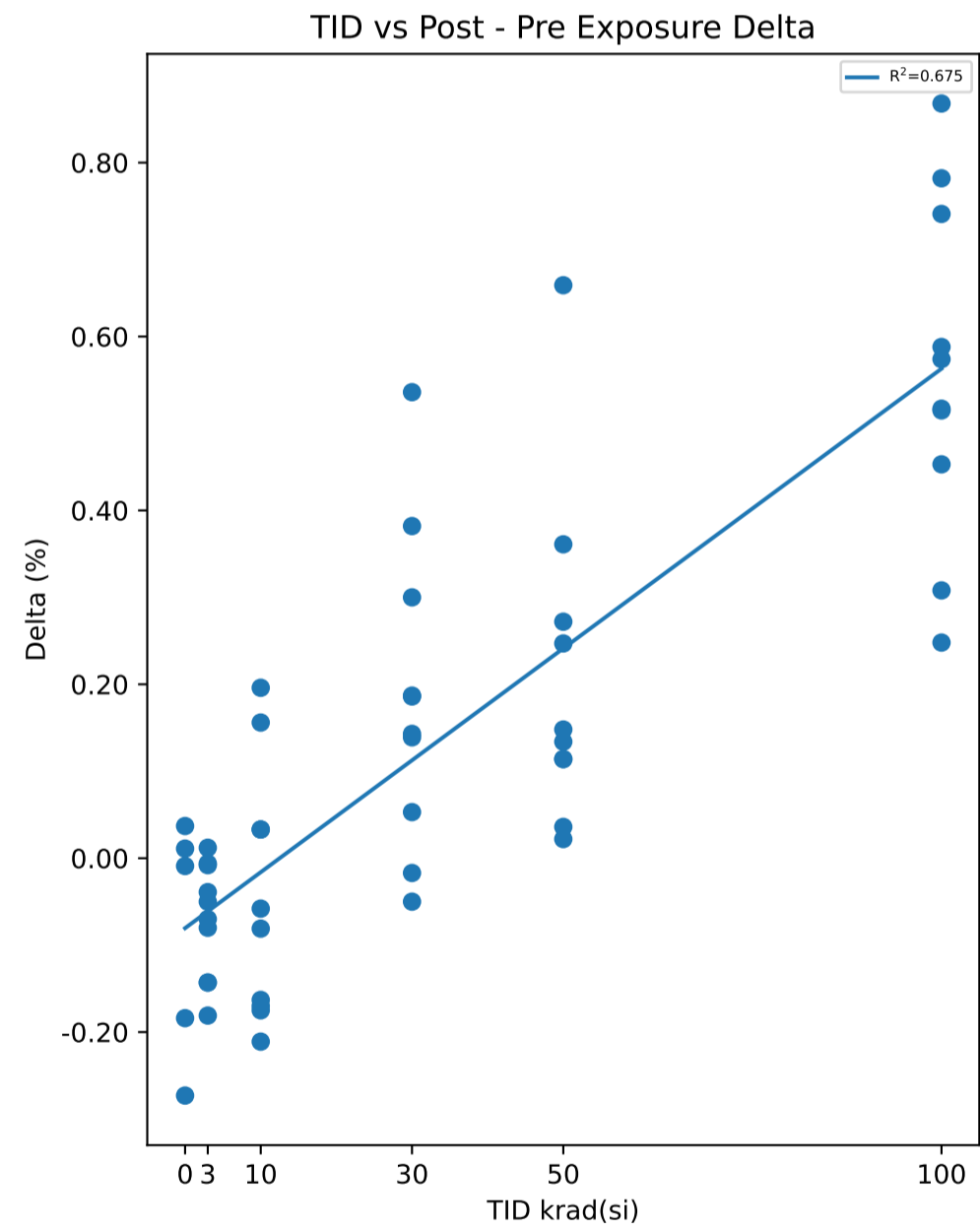
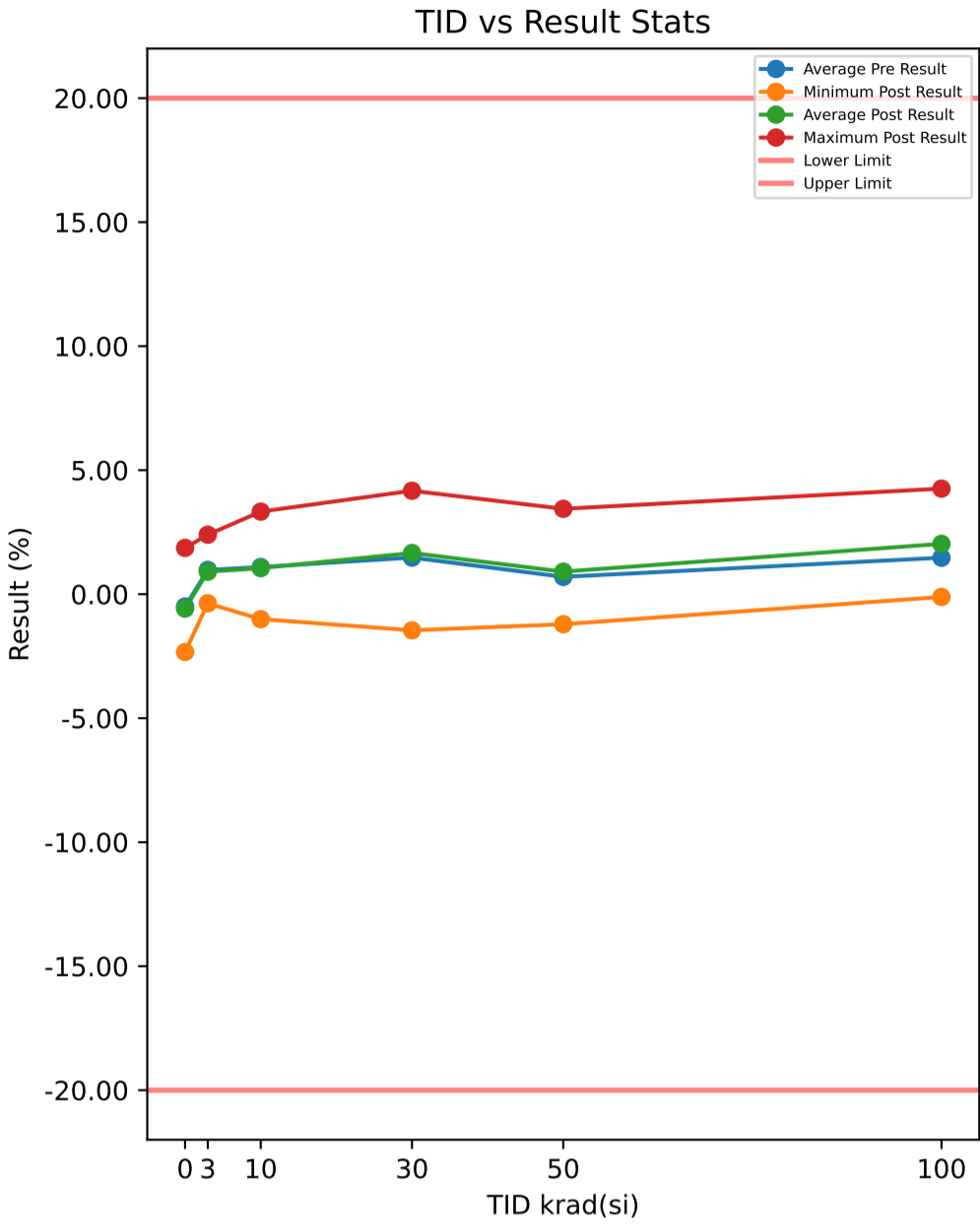
Test Results (Lower Limit = -20.0, Upper Limit = 20.0 (%))

Serial #	krad(si)	Exposure Conditions	Pre Result	Post Result	Delta
1	3	7V Biased HDR	-0.221	-0.55	-0.329
2	3	7V Biased HDR	2.478	2.369	-0.109
3	3	7V Biased HDR	-0.289	-0.734	-0.445
4	3	7V Biased HDR	0.761	1.063	0.302
5	3	7V Biased HDR	0.733	0.759	0.026
6	3	Unbiased HDR	1.138	1.044	-0.094
7	3	Unbiased HDR	0.266	0.006	-0.26
8	3	Unbiased HDR	1.331	1.464	0.133
9	3	Unbiased HDR	-0.514	-0.596	-0.082
10	3	Unbiased HDR	2.401	2.338	-0.063
11	10	7V Biased HDR	-0.011	-0.009	0.002
12	10	7V Biased HDR	-0.163	0.2	0.363
13	10	7V Biased HDR	1.334	1.714	0.38
14	10	7V Biased HDR	-0.709	-0.835	-0.126
15	10	7V Biased HDR	2.101	1.871	-0.23
16	10	Unbiased HDR	0.083	0.139	0.056
17	10	Unbiased HDR	3.321	3.47	0.149
18	10	Unbiased HDR	3.617	3.247	-0.37
19	10	Unbiased HDR	-1.445	-1.797	-0.352
20	10	Unbiased HDR	0.808	0.678	-0.13
21	30	7V Biased HDR	1.072	1.268	0.196
22	30	7V Biased HDR	-1.033	-1.251	-0.218
23	30	7V Biased HDR	-2.201	-2.09	0.111
24	30	7V Biased HDR	0.114	0.431	0.317
25	30	7V Biased HDR	1.704	2.084	0.38
26	30	Unbiased HDR	3.74	3.74	0
27	30	Unbiased HDR	1.423	1.655	0.232
28	30	Unbiased HDR	0.977	1.032	0.055
29	30	Unbiased HDR	3.952	4.271	0.319
30	30	Unbiased HDR	3.832	3.801	-0.031
31	50	7V Biased HDR	-1.014	-0.611	0.403
32	50	7V Biased HDR	-1.75	-1.756	-0.006
33	50	7V Biased HDR	1.457	1.683	0.226
34	50	7V Biased HDR	0.368	0.767	0.399
35	50	7V Biased HDR	1.962	2.256	0.294
36	50	Unbiased HDR	1.408	1.726	0.318
37	50	Unbiased HDR	-0.037	0.158	0.195
38	50	Unbiased HDR	0.522	0.751	0.229
39	50	Unbiased HDR	-1.399	-1.551	-0.152
40	50	Unbiased HDR	2.98	3.652	0.672
41	100	7V Biased HDR	-1.115	-0.581	0.534
42	100	7V Biased HDR	0.83	0.998	0.168
43	100	7V Biased HDR	1.037	1.624	0.587
44	100	7V Biased HDR	2.04	2.666	0.626
45	100	7V Biased HDR	1.38	2.038	0.658
46	100	Unbiased HDR	0.107	0.782	0.675
47	100	Unbiased HDR	4.013	4.368	0.355
48	100	Unbiased HDR	2.656	3.837	1.181
49	100	Unbiased HDR	-0.945	-0.489	0.456
50	100	Unbiased HDR	2.939	3.37	0.431
51	0	Correlation	-1.214	-1.489	-0.275
52	0	Correlation	-0.548	-0.539	0.009
53	0	Correlation	-1.5	-1.521	-0.021
54	0	Correlation	1.816	1.46	-0.356
55	0	Correlation	-2.756	-3.154	-0.398

Test Statistics (%)

krad(si)	Pre Exposure Min	Pre Exposure Avg	Pre Exposure Max	Pre Exposure Std	Post Exposure Min	Post Exposure Avg	Post Exposure Max	Post Exposure Std	Min Delta	Avg Delta	Max Delta	Std Delta
0	-2.756	-0.8404	1.816	1.6872	-3.154	-1.0486	1.46	1.6884	-0.398	-0.2082	0.009	0.1901
3	-0.514	0.8084	2.478	1.0552	-0.734	0.7163	2.369	1.1587	-0.445	-0.0921	0.302	0.21859
10	-1.445	0.8936	3.617	1.6865	-1.797	0.8678	3.47	1.6976	-0.37	-0.0258	0.38	0.26694
30	-2.201	1.358	3.952	2.0765	-2.09	1.4941	4.271	2.1142	-0.218	0.1361	0.38	0.18782
50	-1.75	0.4497	2.98	1.5373	-1.756	0.7075	3.652	1.7086	-0.152	0.2578	0.672	0.22628
100	-1.115	1.2942	4.013	1.6675	-0.581	1.8613	4.368	1.7191	0.168	0.5671	1.181	0.26601

Device Test: 30.47 Current_Limit_Accuracy(Accuracy_Ilim_3A_7V)



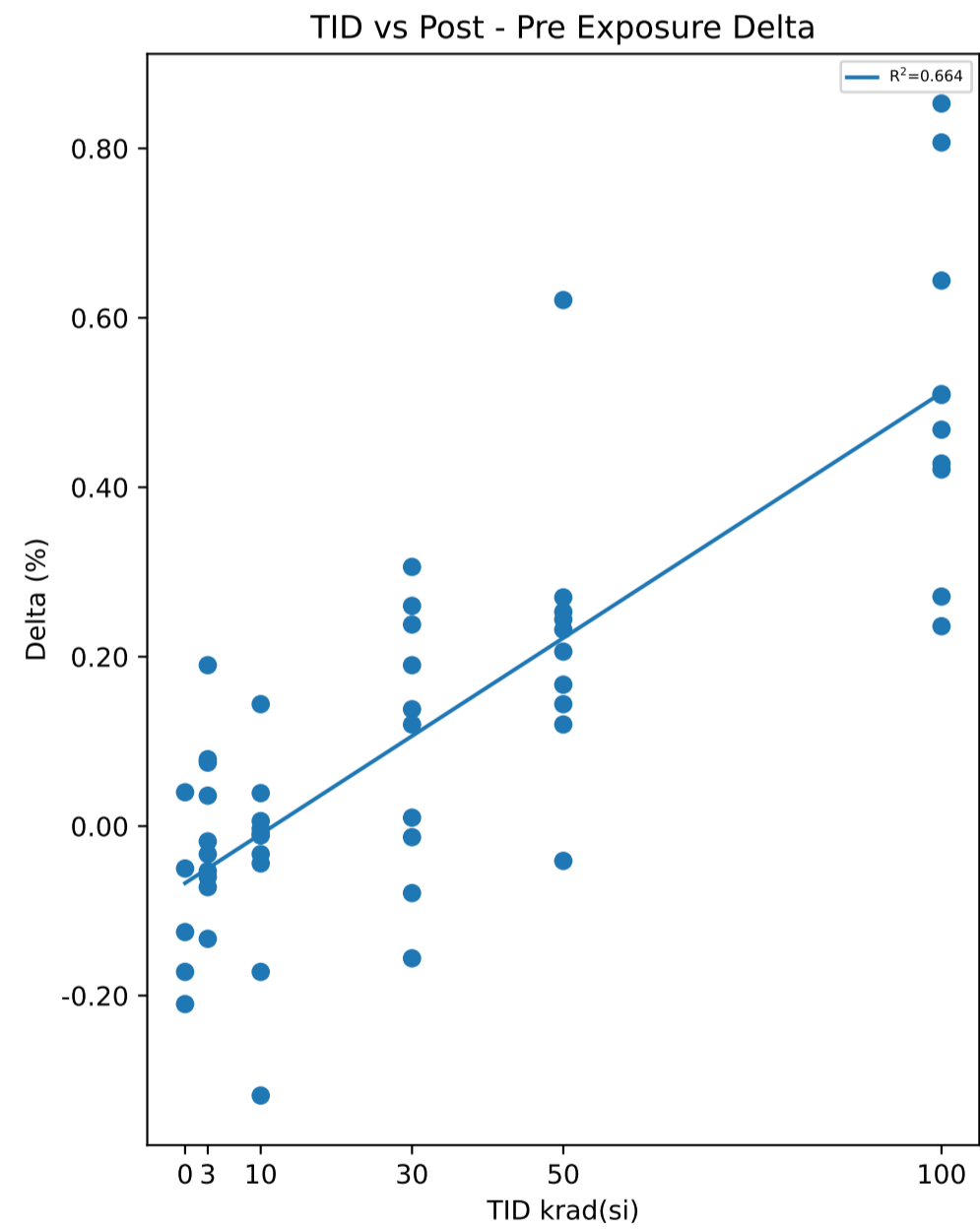
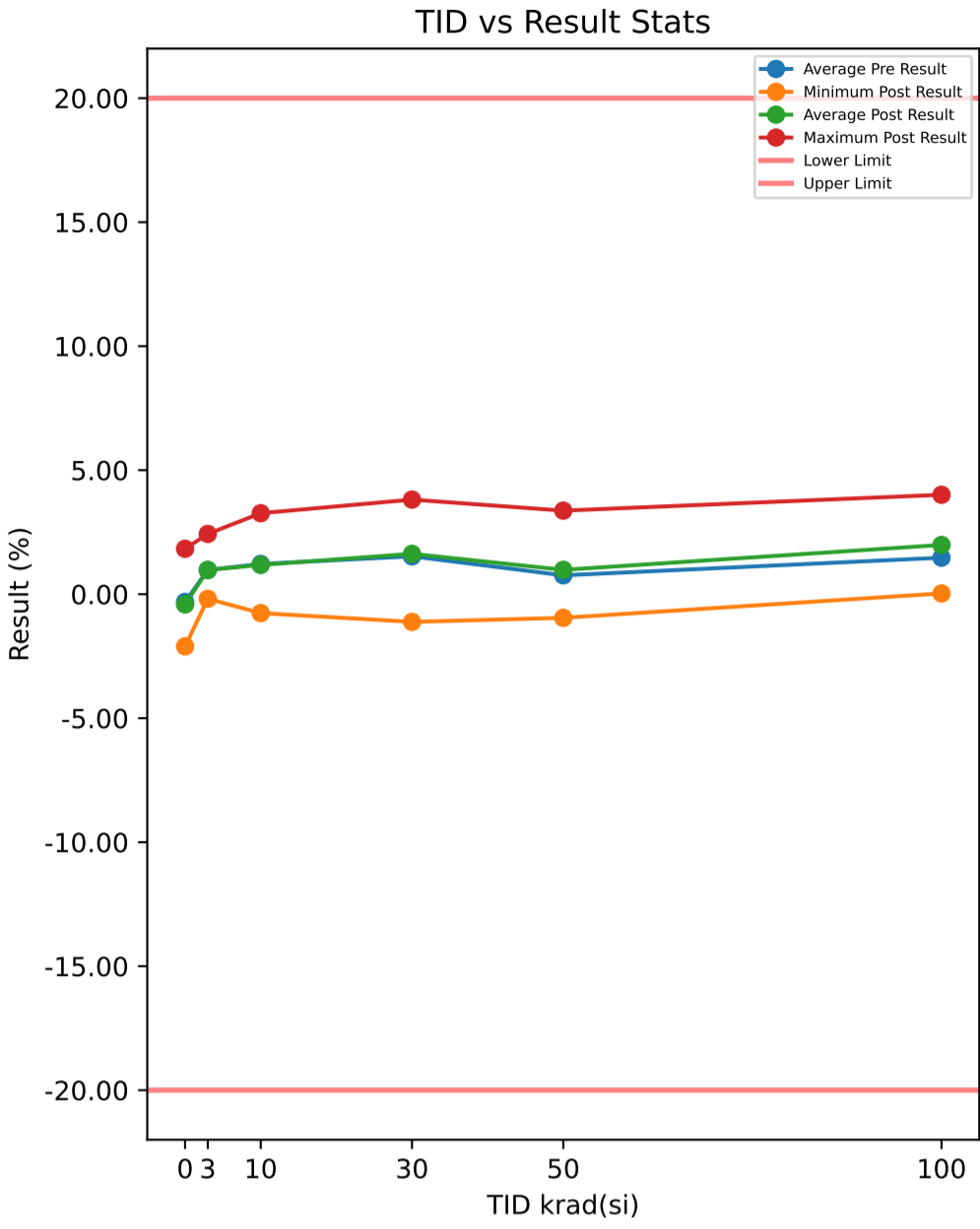
Test Results (Lower Limit = -20.0, Upper Limit = 20.0 (%))

Serial #	krad(si)	Exposure Conditions	Pre Result	Post Result	Delta
1	3	7V Biased HDR	-0.113	-0.183	-0.07
2	3	7V Biased HDR	2.45	2.4	-0.05
3	3	7V Biased HDR	-0.187	-0.368	-0.181
4	3	7V Biased HDR	1.099	1.111	0.012
5	3	7V Biased HDR	1.047	0.967	-0.08
6	3	Unbiased HDR	1.372	1.229	-0.143
7	3	Unbiased HDR	0.275	0.269	-0.006
8	3	Unbiased HDR	1.304	1.296	-0.008
9	3	Unbiased HDR	0.01	-0.029	-0.039
10	3	Unbiased HDR	2.512	2.369	-0.143
11	10	7V Biased HDR	0.409	0.198	-0.211
12	10	7V Biased HDR	0.062	0.258	0.196
13	10	7V Biased HDR	1.458	1.614	0.156
14	10	7V Biased HDR	-0.239	-0.414	-0.175
15	10	7V Biased HDR	2.157	2.099	-0.058
16	10	Unbiased HDR	0.431	0.464	0.033
17	10	Unbiased HDR	3.296	3.329	0.033
18	10	Unbiased HDR	3.312	3.231	-0.081
19	10	Unbiased HDR	-0.835	-1.005	-0.17
20	10	Unbiased HDR	0.894	0.731	-0.163
21	30	7V Biased HDR	1.14	1.522	0.382
22	30	7V Biased HDR	-0.742	-0.599	0.143
23	30	7V Biased HDR	-1.596	-1.457	0.139
24	30	7V Biased HDR	0.308	0.494	0.186
25	30	7V Biased HDR	1.848	2.148	0.3
26	30	Unbiased HDR	3.589	3.776	0.187
27	30	Unbiased HDR	1.612	1.595	-0.017
28	30	Unbiased HDR	1.366	1.316	-0.05
29	30	Unbiased HDR	3.635	4.171	0.536
30	30	Unbiased HDR	3.589	3.642	0.053
31	50	7V Biased HDR	-0.64	-0.368	0.272
32	50	7V Biased HDR	-1.325	-1.211	0.114
33	50	7V Biased HDR	1.684	2.045	0.361
34	50	7V Biased HDR	0.89	1.137	0.247
35	50	7V Biased HDR	2.187	2.335	0.148
36	50	Unbiased HDR	1.52	1.542	0.022
37	50	Unbiased HDR	0.175	0.289	0.114
38	50	Unbiased HDR	0.736	0.87	0.134
39	50	Unbiased HDR	-1.03	-0.994	0.036
40	50	Unbiased HDR	2.783	3.442	0.659
41	100	7V Biased HDR	-0.359	-0.111	0.248
42	100	7V Biased HDR	0.931	1.239	0.308
43	100	7V Biased HDR	1.087	1.955	0.868
44	100	7V Biased HDR	1.91	2.651	0.741
45	100	7V Biased HDR	1.591	2.179	0.588
46	100	Unbiased HDR	0.521	1.095	0.574
47	100	Unbiased HDR	3.74	4.257	0.517
48	100	Unbiased HDR	2.866	3.648	0.782
49	100	Unbiased HDR	-0.431	0.084	0.515
50	100	Unbiased HDR	2.85	3.303	0.453
51	0	Correlation	-0.773	-1.046	-0.273
52	0	Correlation	-0.195	-0.379	-0.184
53	0	Correlation	-1.006	-1.015	-0.009
54	0	Correlation	1.855	1.866	0.011
55	0	Correlation	-2.367	-2.33	0.037

Test Statistics (%)

krad(si)	Pre Exposure Min	Pre Exposure Avg	Pre Exposure Max	Pre Exposure Std	Post Exposure Min	Post Exposure Avg	Post Exposure Max	Post Exposure Std	Min Delta	Avg Delta	Max Delta	Std Delta
0	-2.367	-0.4972	1.855	1.5375	-2.33	-0.5808	1.866	1.5405	-0.273	-0.0836	0.037	0.13694
3	-0.187	0.9769	2.512	0.98768	-0.368	0.9061	2.4	0.98678	-0.181	-0.0708	0.012	0.06591
10	-0.835	1.0945	3.312	1.4354	-1.005	1.0505	3.329	1.4732	-0.211	-0.044	0.196	0.1438
30	-1.596	1.4749	3.635	1.8133	-1.457	1.6608	4.171	1.864	-0.05	0.1859	0.536	0.1803
50	-1.325	0.698	2.783	1.3902	-1.211	0.9087	3.442	1.5028	0.022	0.2107	0.659	0.18953
100	-0.431	1.4706	3.74	1.3949	-0.111	2.03	4.257	1.4713	0.248	0.5594	0.868	0.19834

Device Test: 30.51 Current_Limit_Accuracy(Accuracy_Ilim_4A_7V)



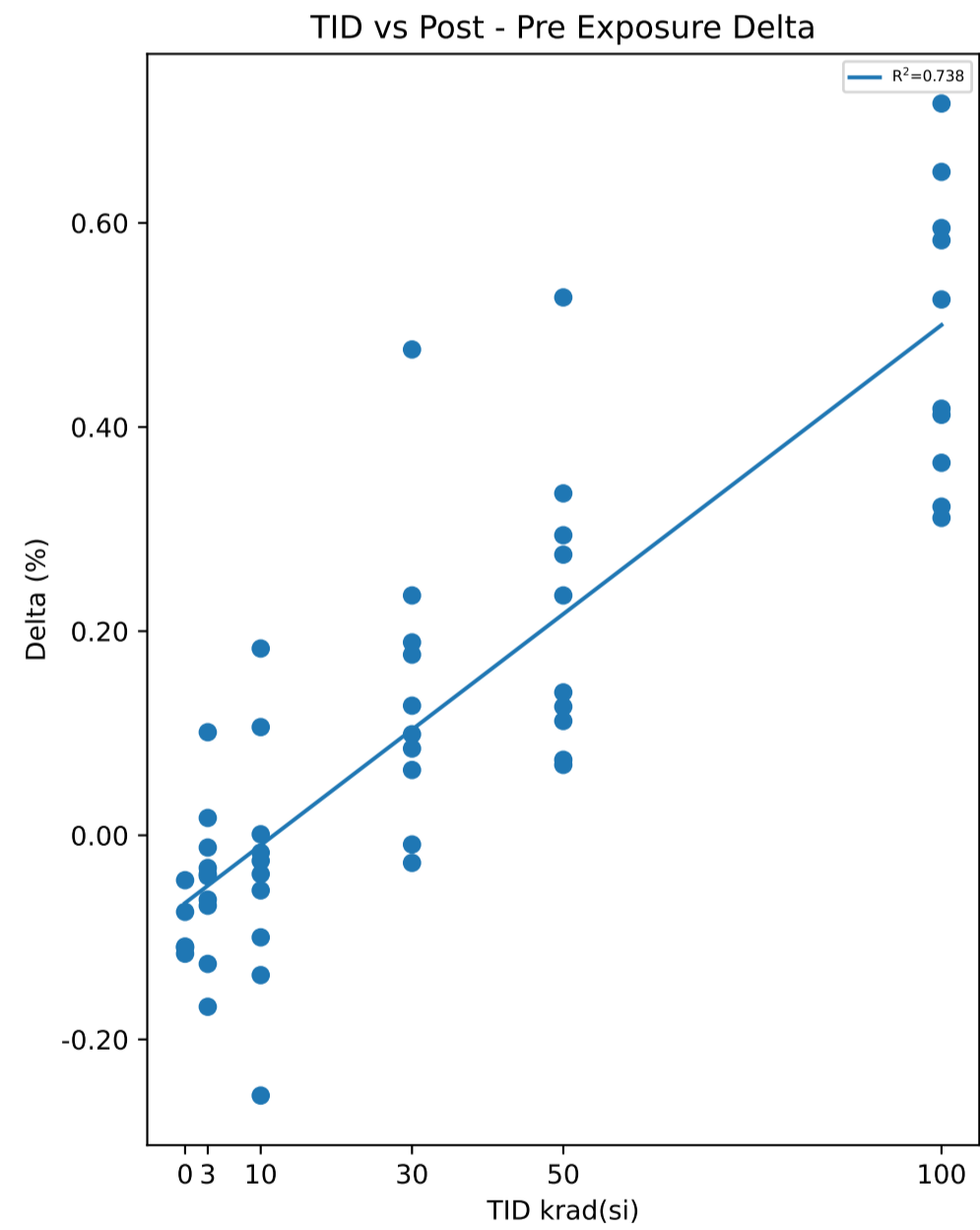
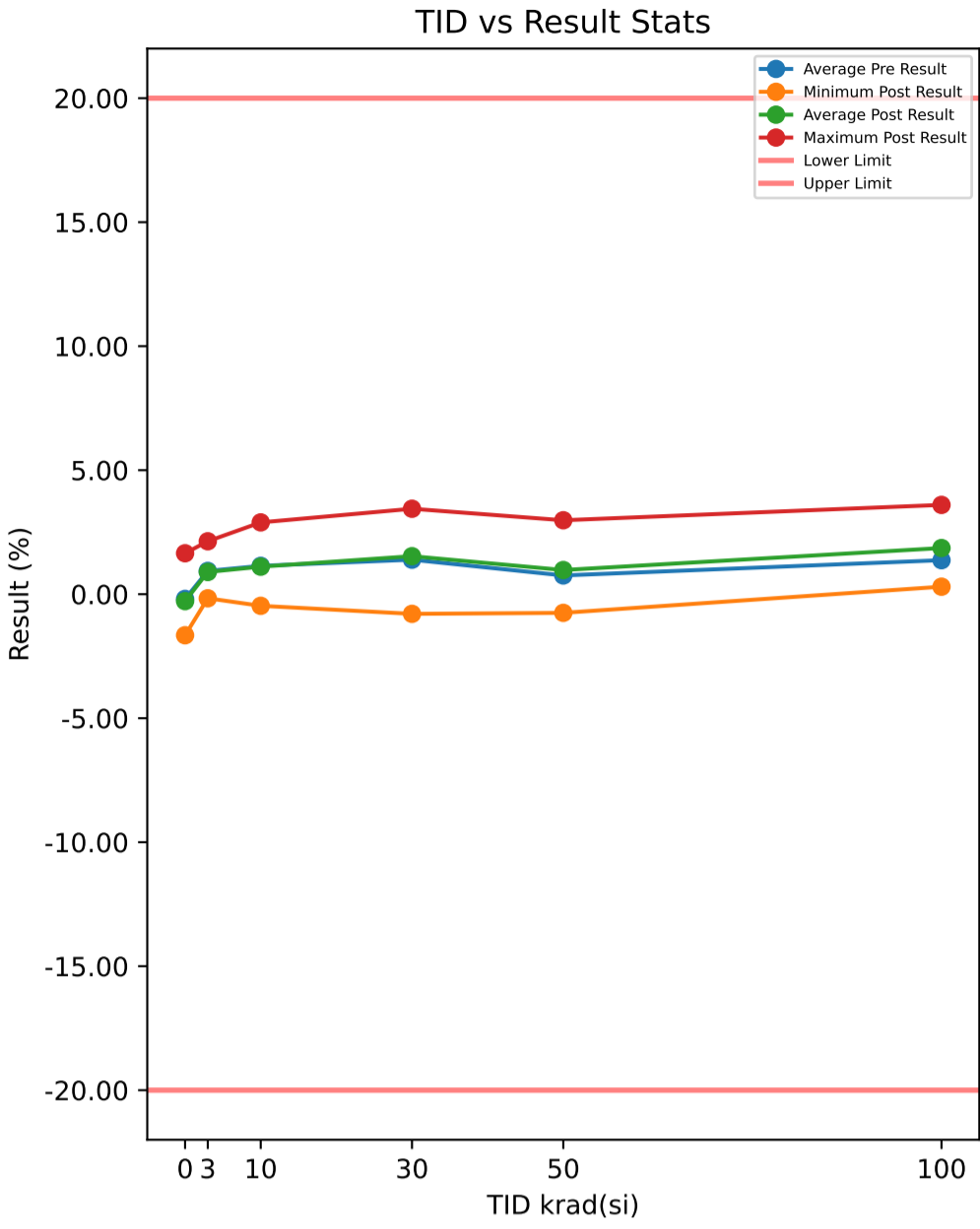
Test Results (Lower Limit = -20.0, Upper Limit = 20.0 (%))

Serial #	krad(si)	Exposure Conditions	Pre Result	Post Result	Delta
1	3	7V Biased HDR	-0.159	-0.123	0.036
2	3	7V Biased HDR	2.19	2.269	0.079
3	3	7V Biased HDR	-0.052	-0.185	-0.133
4	3	7V Biased HDR	1.191	1.119	-0.072
5	3	7V Biased HDR	0.966	1.156	0.19
6	3	Unbiased HDR	1.336	1.283	-0.053
7	3	Unbiased HDR	0.342	0.309	-0.033
8	3	Unbiased HDR	1.468	1.45	-0.018
9	3	Unbiased HDR	-0.028	0.047	0.075
10	3	Unbiased HDR	2.49	2.43	-0.06
11	10	7V Biased HDR	0.503	0.494	-0.009
12	10	7V Biased HDR	0.344	0.333	-0.011
13	10	7V Biased HDR	1.52	1.664	0.144
14	10	7V Biased HDR	-0.158	-0.119	0.039
15	10	7V Biased HDR	2.161	2.128	-0.033
16	10	Unbiased HDR	0.66	0.657	-0.003
17	10	Unbiased HDR	3.26	3.266	0.006
18	10	Unbiased HDR	3.26	3.216	-0.044
19	10	Unbiased HDR	-0.445	-0.763	-0.318
20	10	Unbiased HDR	1.091	0.919	-0.172
21	30	7V Biased HDR	1.312	1.502	0.19
22	30	7V Biased HDR	-0.496	-0.358	0.138
23	30	7V Biased HDR	-1.355	-1.117	0.238
24	30	7V Biased HDR	0.529	0.649	0.12
25	30	7V Biased HDR	1.797	2.103	0.306
26	30	Unbiased HDR	3.414	3.424	0.01
27	30	Unbiased HDR	1.629	1.55	-0.079
28	30	Unbiased HDR	1.468	1.312	-0.156
29	30	Unbiased HDR	3.553	3.813	0.26
30	30	Unbiased HDR	3.406	3.393	-0.013
31	50	7V Biased HDR	-0.476	-0.223	0.253
32	50	7V Biased HDR	-1.12	-0.953	0.167
33	50	7V Biased HDR	1.805	1.949	0.144
34	50	7V Biased HDR	0.943	1.175	0.232
35	50	7V Biased HDR	1.999	2.243	0.244
36	50	Unbiased HDR	1.484	1.604	0.12
37	50	Unbiased HDR	0.373	0.332	-0.041
38	50	Unbiased HDR	0.697	0.967	0.27
39	50	Unbiased HDR	-0.853	-0.647	0.206
40	50	Unbiased HDR	2.747	3.368	0.621
41	100	7V Biased HDR	-0.205	0.031	0.236
42	100	7V Biased HDR	0.804	1.314	0.51
43	100	7V Biased HDR	1.275	1.919	0.644
44	100	7V Biased HDR	1.961	2.429	0.468
45	100	7V Biased HDR	1.481	2.288	0.807
46	100	Unbiased HDR	0.504	1.013	0.509
47	100	Unbiased HDR	3.58	4.008	0.428
48	100	Unbiased HDR	2.708	3.561	0.853
49	100	Unbiased HDR	-0.213	0.208	0.421
50	100	Unbiased HDR	2.814	3.085	0.271
51	0	Correlation	-0.545	-0.67	-0.125
52	0	Correlation	-0.172	-0.222	-0.05
53	0	Correlation	-0.729	-0.901	-0.172
54	0	Correlation	1.79	1.83	0.04
55	0	Correlation	-1.894	-2.104	-0.21

Test Statistics (%)

krad(si)	Pre Exposure Min	Pre Exposure Avg	Pre Exposure Max	Pre Exposure Std	Post Exposure Min	Post Exposure Avg	Post Exposure Max	Post Exposure Std	Min Delta	Avg Delta	Max Delta	Std Delta
0	-1.894	-0.31	1.79	1.3387	-2.104	-0.4134	1.83	1.4345	-0.21	-0.1034	0.04	0.099939
3	-0.159	0.9744	2.49	0.9392	-0.185	0.9755	2.43	0.94407	-0.133	0.0011	0.19	0.094248
10	-0.445	1.2196	3.26	1.3158	-0.763	1.1795	3.266	1.359	-0.318	-0.0401	0.144	0.12479
30	-1.355	1.5257	3.553	1.6574	-1.117	1.6271	3.813	1.6296	-0.156	0.1014	0.306	0.15472
50	-1.12	0.7599	2.747	1.2889	-0.953	0.9815	3.368	1.3709	-0.041	0.2216	0.621	0.16733
100	-0.213	1.4709	3.58	1.2947	0.031	1.9856	4.008	1.352	0.236	0.5147	0.853	0.20336

Device Test: 30.55 Current_Limit_Accuracy(Accuracy_Ilim_6A_7V)



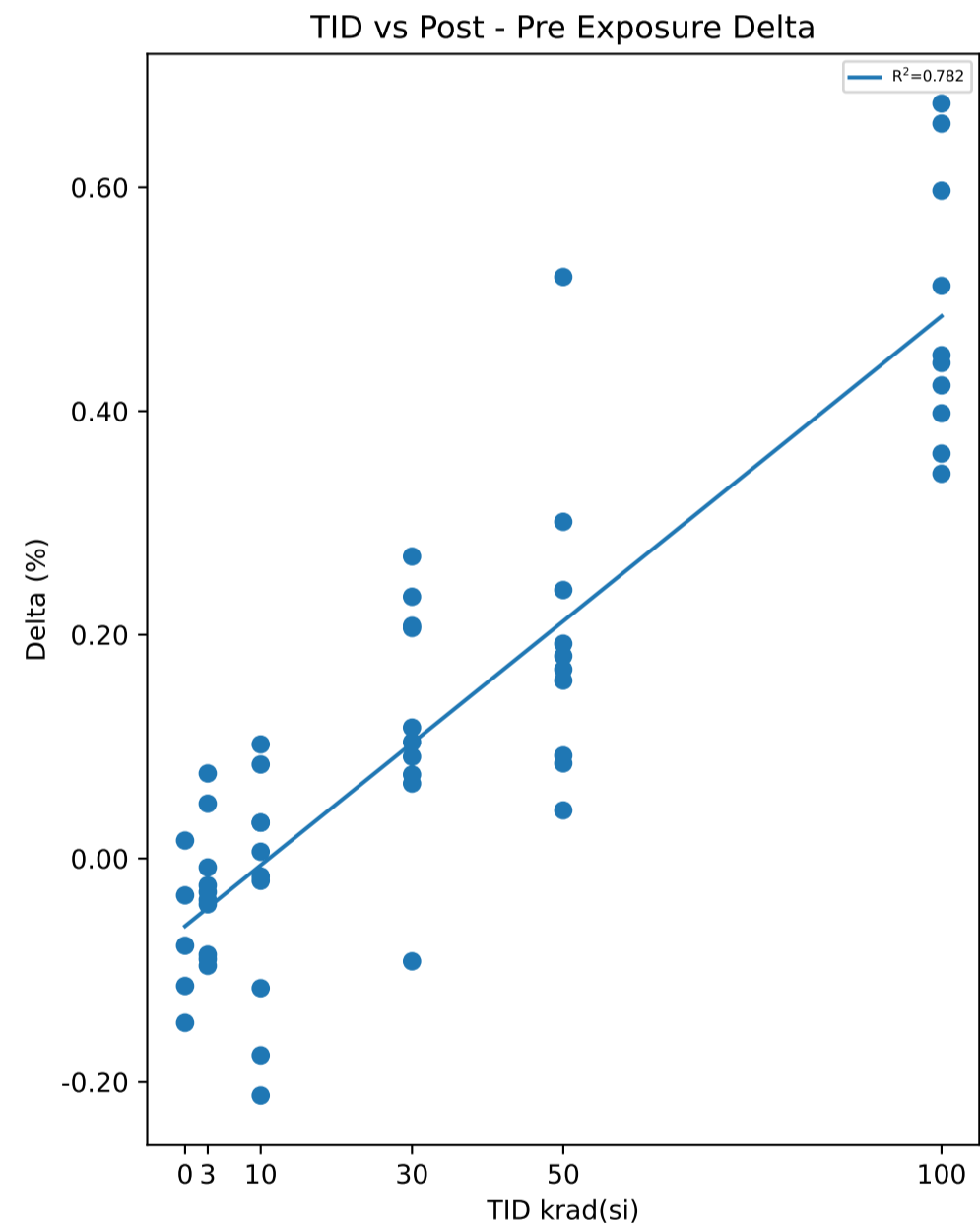
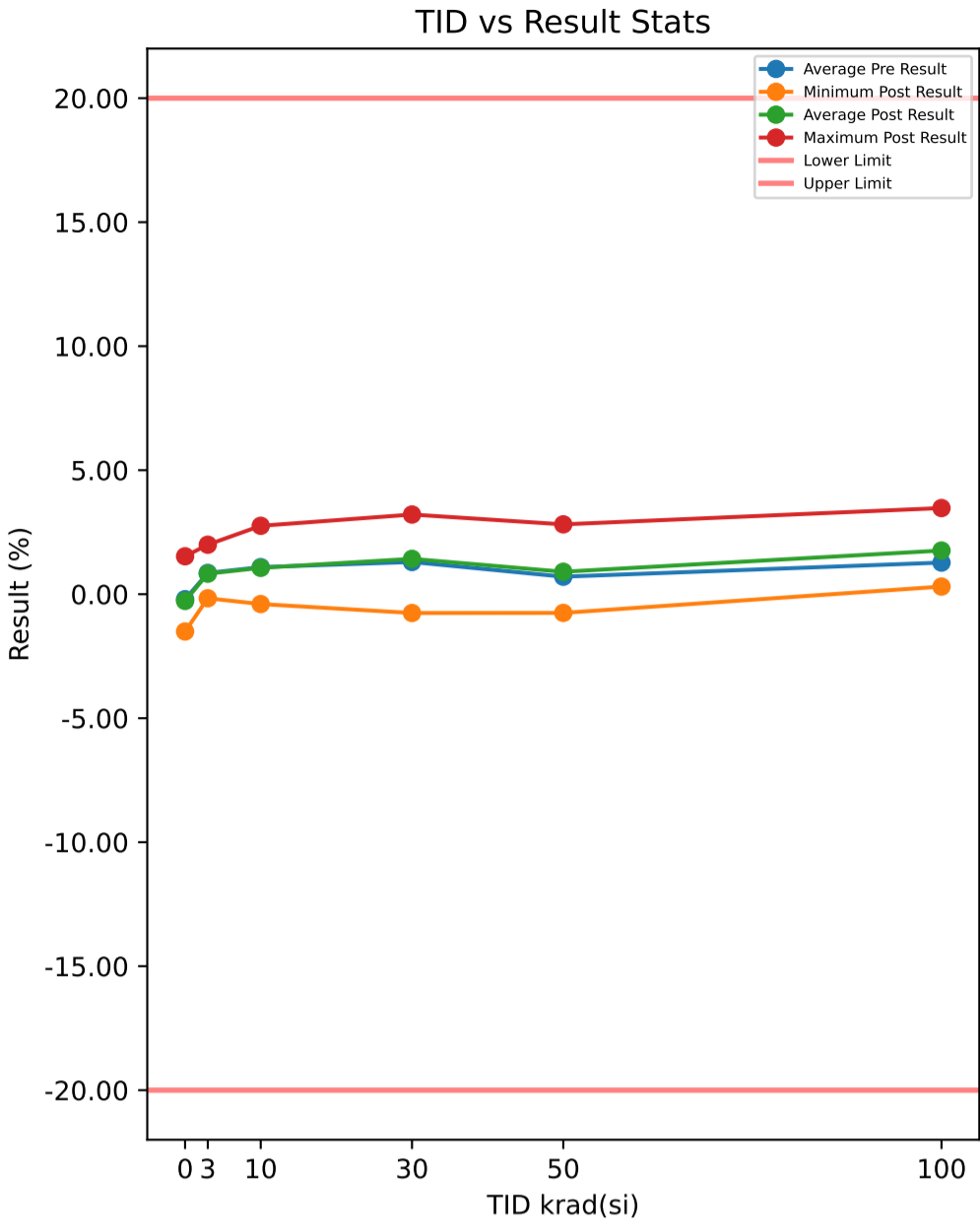
Test Results (Lower Limit = -20.0, Upper Limit = 20.0 (%))

Serial #	krad(si)	Exposure Conditions	Pre Result	Post Result	Delta
1	3	7V Biased HDR	-0.01	-0.073	-0.063
2	3	7V Biased HDR	2.053	1.984	-0.069
3	3	7V Biased HDR	0.002	-0.166	-0.168
4	3	7V Biased HDR	1.098	1.06	-0.038
5	3	7V Biased HDR	0.961	1.062	0.101
6	3	Unbiased HDR	1.289	1.249	-0.04
7	3	Unbiased HDR	0.29	0.307	0.017
8	3	Unbiased HDR	1.304	1.292	-0.012
9	3	Unbiased HDR	0.129	0.097	-0.032
10	3	Unbiased HDR	2.259	2.133	-0.126
11	10	7V Biased HDR	0.608	0.471	-0.137
12	10	7V Biased HDR	0.256	0.439	0.183
13	10	7V Biased HDR	1.418	1.524	0.106
14	10	7V Biased HDR	0.016	-0.009	-0.025
15	10	7V Biased HDR	1.909	1.91	0.001
16	10	Unbiased HDR	0.682	0.644	-0.038
17	10	Unbiased HDR	2.912	2.895	-0.017
18	10	Unbiased HDR	2.905	2.851	-0.054
19	10	Unbiased HDR	-0.214	-0.469	-0.255
20	10	Unbiased HDR	0.929	0.829	-0.1
21	30	7V Biased HDR	1.176	1.411	0.235
22	30	7V Biased HDR	-0.323	-0.332	-0.009
23	30	7V Biased HDR	-0.97	-0.793	0.177
24	30	7V Biased HDR	0.61	0.737	0.127
25	30	7V Biased HDR	1.459	1.935	0.476
26	30	Unbiased HDR	2.915	3	0.085
27	30	Unbiased HDR	1.472	1.571	0.099
28	30	Unbiased HDR	1.293	1.266	-0.027
29	30	Unbiased HDR	3.256	3.445	0.189
30	30	Unbiased HDR	3.013	3.077	0.064
31	50	7V Biased HDR	-0.219	-0.145	0.074
32	50	7V Biased HDR	-0.879	-0.753	0.126
33	50	7V Biased HDR	1.608	1.843	0.235
34	50	7V Biased HDR	0.842	1.136	0.294
35	50	7V Biased HDR	1.929	2.069	0.14
36	50	Unbiased HDR	1.309	1.584	0.275
37	50	Unbiased HDR	0.319	0.431	0.112
38	50	Unbiased HDR	0.75	1.085	0.335
39	50	Unbiased HDR	-0.564	-0.495	0.069
40	50	Unbiased HDR	2.454	2.981	0.527
41	100	7V Biased HDR	-0.02	0.302	0.322
42	100	7V Biased HDR	0.74	1.152	0.412
43	100	7V Biased HDR	1.199	1.782	0.583
44	100	7V Biased HDR	1.612	2.262	0.65
45	100	7V Biased HDR	1.402	1.997	0.595
46	100	Unbiased HDR	0.498	1.023	0.525
47	100	Unbiased HDR	3.235	3.6	0.365
48	100	Unbiased HDR	2.459	3.176	0.717
49	100	Unbiased HDR	0.114	0.425	0.311
50	100	Unbiased HDR	2.469	2.887	0.418
51	0	Correlation	-0.435	-0.51	-0.075
52	0	Correlation	-0.037	-0.147	-0.11
53	0	Correlation	-0.631	-0.74	-0.109
54	0	Correlation	1.694	1.65	-0.044
55	0	Correlation	-1.54	-1.656	-0.116

Test Statistics (%)

krad(si)	Pre Exposure Min	Pre Exposure Avg	Pre Exposure Max	Pre Exposure Std	Post Exposure Min	Post Exposure Avg	Post Exposure Max	Post Exposure Std	Min Delta	Avg Delta	Max Delta	Std Delta
0	-1.54	-0.1898	1.694	1.1885	-1.656	-0.2806	1.65	1.2145	-0.116	-0.0908	-0.044	0.03072
3	-0.01	0.9375	2.259	0.82467	-0.166	0.8945	2.133	0.8234	-0.168	-0.043	0.101	0.073818
10	-0.214	1.1421	2.912	1.1225	-0.469	1.1085	2.895	1.1513	-0.255	-0.0336	0.183	0.12134
30	-0.97	1.3901	3.256	1.3992	-0.793	1.5317	3.445	1.4128	-0.027	0.1416	0.476	0.14392
50	-0.879	0.7549	2.454	1.0983	-0.753	0.9736	2.981	1.2056	0.069	0.2187	0.527	0.14422
100	-0.02	1.3708	3.235	1.0867	0.302	1.8606	3.6	1.1396	0.311	0.4898	0.717	0.14344

Device Test: 30.59 Current_Limit_Accuracy(Accuracy_Ilim_7A_7V)



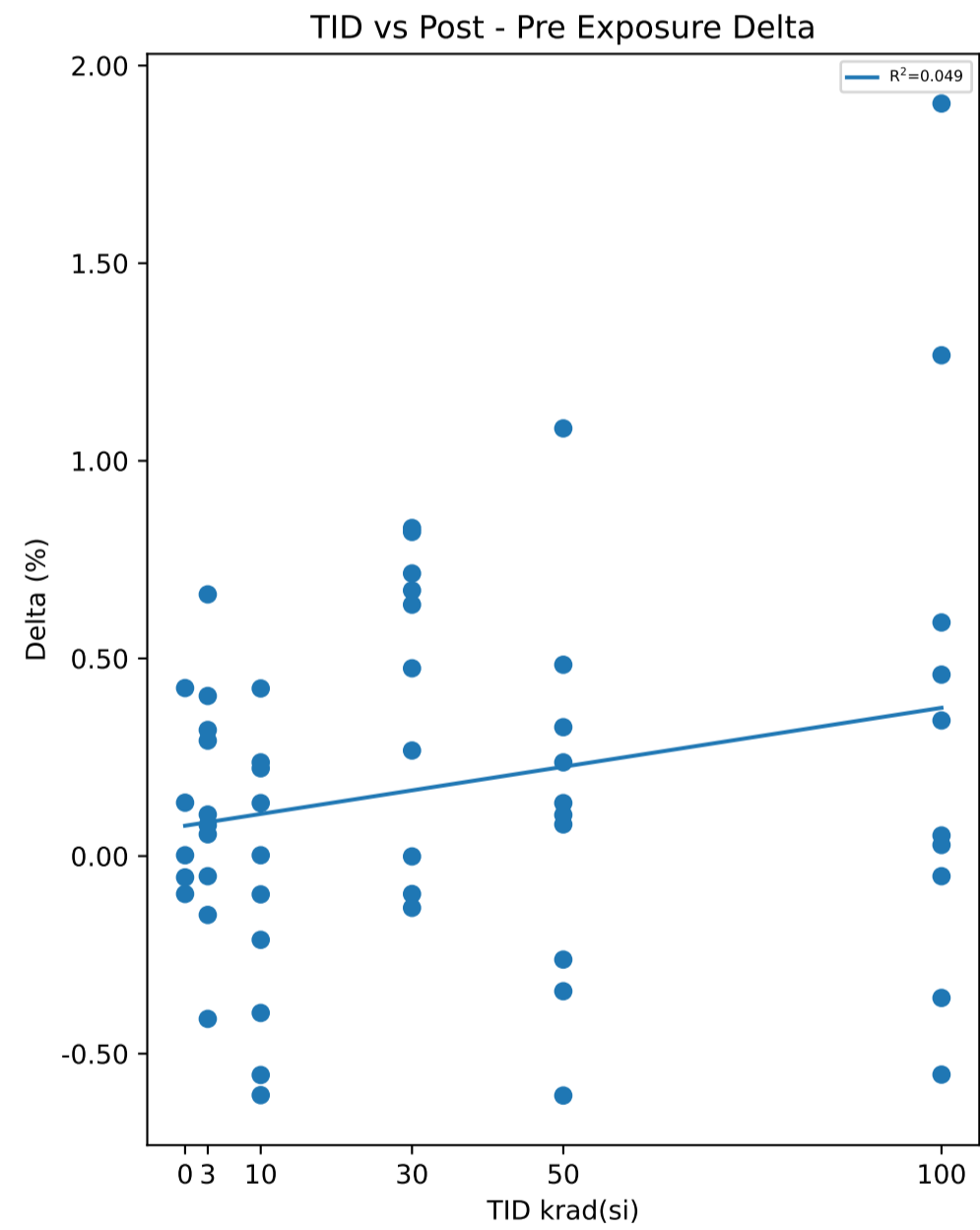
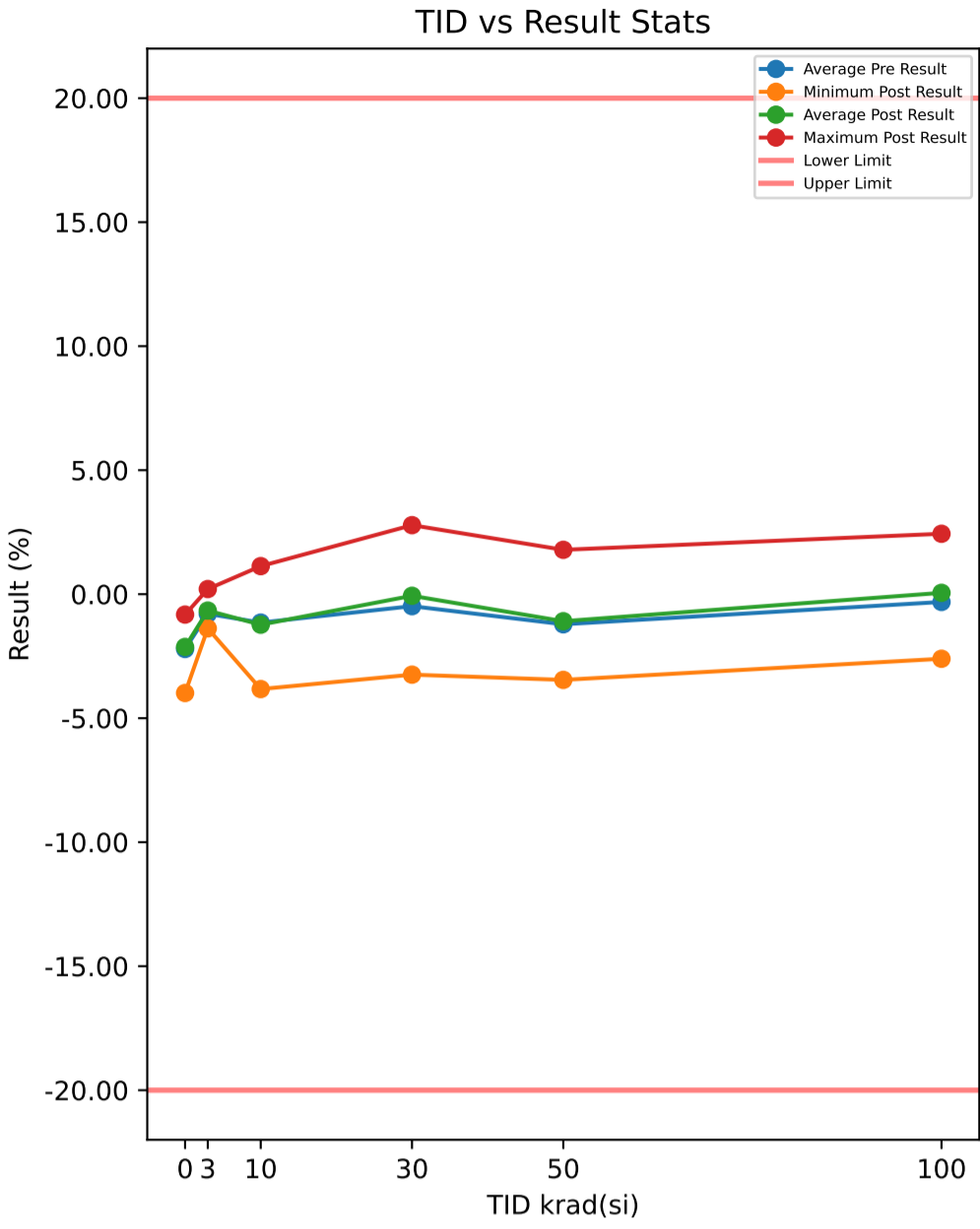
Test Results (Lower Limit = -20.0, Upper Limit = 20.0 (%))

Serial #	krad(si)	Exposure Conditions	Pre Result	Post Result	Delta
1	3	7V Biased HDR	-0.103	-0.111	-0.008
2	3	7V Biased HDR	1.913	1.823	-0.09
3	3	7V Biased HDR	-0.141	-0.165	-0.024
4	3	7V Biased HDR	1.041	1.09	0.049
5	3	7V Biased HDR	0.918	0.994	0.076
6	3	Unbiased HDR	1.275	1.189	-0.086
7	3	Unbiased HDR	0.264	0.227	-0.037
8	3	Unbiased HDR	1.261	1.165	-0.096
9	3	Unbiased HDR	0.099	0.069	-0.03
10	3	Unbiased HDR	2.036	1.995	-0.041
11	10	7V Biased HDR	0.533	0.417	-0.116
12	10	7V Biased HDR	0.209	0.293	0.084
13	10	7V Biased HDR	1.349	1.451	0.102
14	10	7V Biased HDR	-0.018	-0.012	0.006
15	10	7V Biased HDR	1.881	1.865	-0.016
16	10	Unbiased HDR	0.693	0.725	0.032
17	10	Unbiased HDR	2.726	2.758	0.032
18	10	Unbiased HDR	2.736	2.716	-0.02
19	10	Unbiased HDR	-0.186	-0.398	-0.212
20	10	Unbiased HDR	0.975	0.799	-0.176
21	30	7V Biased HDR	1.089	1.359	0.27
22	30	7V Biased HDR	-0.317	-0.25	0.067
23	30	7V Biased HDR	-0.965	-0.759	0.206
24	30	7V Biased HDR	0.539	0.614	0.075
25	30	7V Biased HDR	1.499	1.733	0.234
26	30	Unbiased HDR	2.727	2.844	0.117
27	30	Unbiased HDR	1.334	1.438	0.104
28	30	Unbiased HDR	1.239	1.147	-0.092
29	30	Unbiased HDR	3.004	3.212	0.208
30	30	Unbiased HDR	2.819	2.91	0.091
31	50	7V Biased HDR	-0.304	-0.112	0.192
32	50	7V Biased HDR	-0.847	-0.755	0.092
33	50	7V Biased HDR	1.556	1.715	0.159
34	50	7V Biased HDR	0.84	1.009	0.169
35	50	7V Biased HDR	1.722	1.962	0.24
36	50	Unbiased HDR	1.252	1.433	0.181
37	50	Unbiased HDR	0.244	0.329	0.085
38	50	Unbiased HDR	0.734	1.035	0.301
39	50	Unbiased HDR	-0.441	-0.398	0.043
40	50	Unbiased HDR	2.296	2.816	0.52
41	100	7V Biased HDR	-0.037	0.307	0.344
42	100	7V Biased HDR	0.655	1.105	0.45
43	100	7V Biased HDR	1.035	1.632	0.597
44	100	7V Biased HDR	1.516	2.028	0.512
45	100	7V Biased HDR	1.221	1.896	0.675
46	100	Unbiased HDR	0.532	0.894	0.362
47	100	Unbiased HDR	3.075	3.473	0.398
48	100	Unbiased HDR	2.37	3.027	0.657
49	100	Unbiased HDR	0.051	0.474	0.423
50	100	Unbiased HDR	2.322	2.765	0.443
51	0	Correlation	-0.344	-0.491	-0.147
52	0	Correlation	-0.042	-0.156	-0.114
53	0	Correlation	-0.662	-0.74	-0.078
54	0	Correlation	1.561	1.528	-0.033
55	0	Correlation	-1.52	-1.504	0.016

Test Statistics (%)

krad(si)	Pre Exposure Min	Pre Exposure Avg	Pre Exposure Max	Pre Exposure Std	Post Exposure Min	Post Exposure Avg	Post Exposure Max	Post Exposure Std	Min Delta	Avg Delta	Max Delta	Std Delta
0	-1.52	-0.2014	1.561	1.1295	-1.504	-0.2726	1.528	1.1223	-0.147	-0.0712	0.016	0.064589
3	-0.141	0.8563	2.036	0.79753	-0.165	0.8276	1.995	0.78153	-0.096	-0.0287	0.076	0.057001
10	-0.186	1.0898	2.736	1.0641	-0.398	1.0614	2.758	1.0997	-0.212	-0.0284	0.102	0.1062
30	-0.965	1.2968	3.004	1.3191	-0.759	1.4248	3.212	1.3259	-0.092	0.128	0.27	0.10587
50	-0.847	0.7052	2.296	1.0307	-0.755	0.9034	2.816	1.1329	0.043	0.1982	0.52	0.13613
100	-0.037	1.274	3.075	1.044	0.307	1.7601	3.473	1.0853	0.344	0.4861	0.675	0.11942

Device Test: 30.7 Current_Limit_Accuracy(Accuracy_Ilim_1A_1p5V)



Test Results (Lower Limit = -20.0, Upper Limit = 20.0 (%))

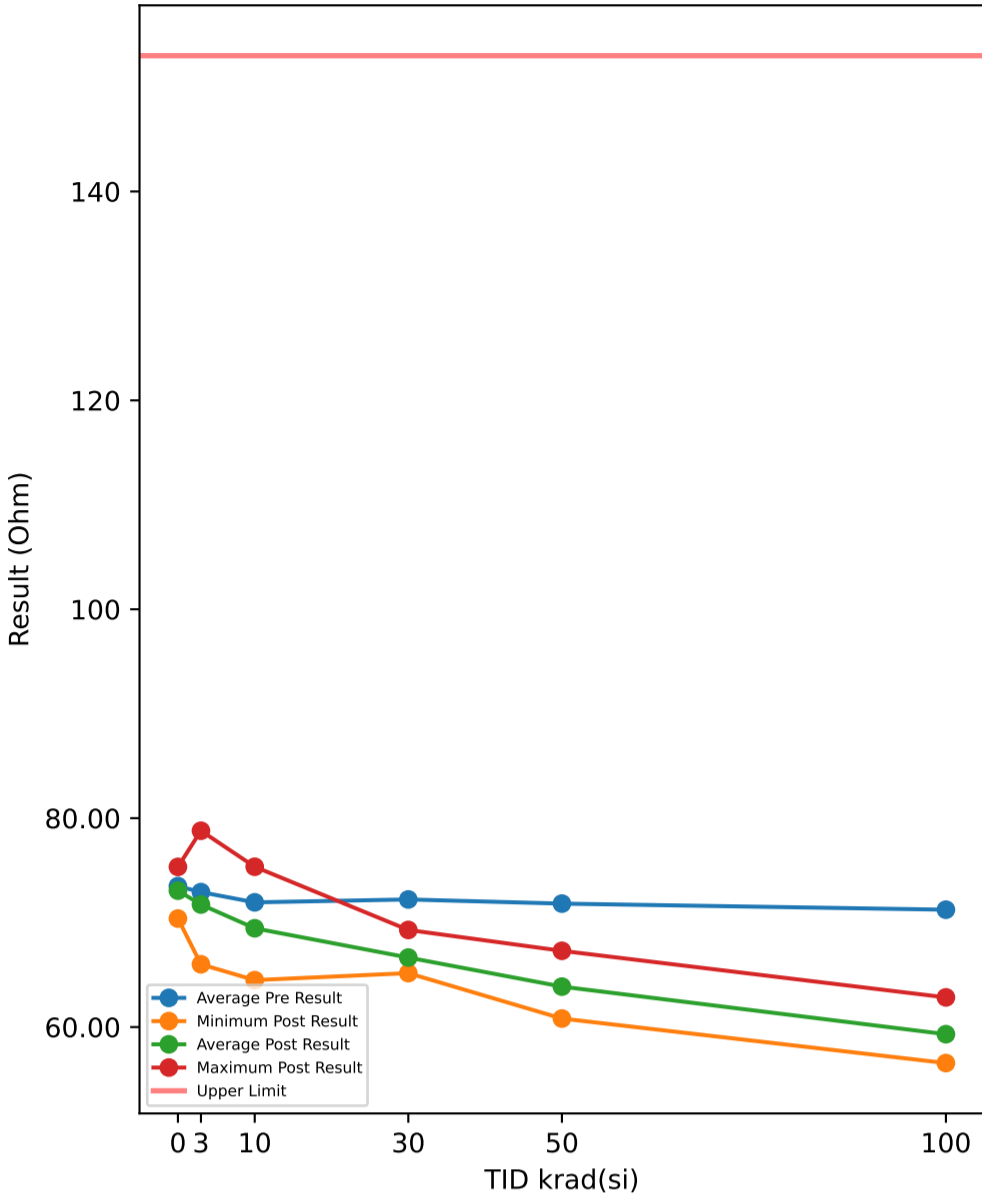
Serial #	krad(si)	Exposure Conditions	Pre Result	Post Result	Delta
1	3	7V Biased HDR	-0.546	-0.491	0.055
2	3	7V Biased HDR	0.065	-0.084	-0.149
3	3	7V Biased HDR	-1.265	-1.316	-0.051
4	3	7V Biased HDR	-1.353	-1.248	0.105
5	3	7V Biased HDR	-1.47	-1.178	0.292
6	3	Unbiased HDR	-1.783	-1.378	0.405
7	3	Unbiased HDR	-1.503	-1.184	0.319
8	3	Unbiased HDR	-0.006	0.072	0.078
9	3	Unbiased HDR	-0.678	-0.016	0.662
10	3	Unbiased HDR	0.619	0.207	-0.412
11	10	7V Biased HDR	-1.925	-1.501	0.424
12	10	7V Biased HDR	-1.142	-1.539	-0.397
13	10	7V Biased HDR	-1.259	-1.125	0.134
14	10	7V Biased HDR	-2.495	-2.592	-0.097
15	10	7V Biased HDR	-0.022	-0.576	-0.554
16	10	Unbiased HDR	-1.908	-1.671	0.237
17	10	Unbiased HDR	0.695	0.697	0.002
18	10	Unbiased HDR	0.909	1.131	0.222
19	10	Unbiased HDR	-3.221	-3.826	-0.605
20	10	Unbiased HDR	-1.089	-1.301	-0.212
21	30	7V Biased HDR	-1.47	-0.65	0.82
22	30	7V Biased HDR	-1.73	-1.826	-0.096
23	30	7V Biased HDR	-3.512	-3.245	0.267
24	30	7V Biased HDR	-1.908	-1.433	0.475
25	30	7V Biased HDR	-0.546	0.09	0.636
26	30	Unbiased HDR	2.044	2.716	0.672
27	30	Unbiased HDR	0.057	-0.074	-0.131
28	30	Unbiased HDR	-1.221	-1.222	-0.001
29	30	Unbiased HDR	2.068	2.783	0.715
30	30	Unbiased HDR	1.384	2.214	0.83
31	50	7V Biased HDR	-1.317	-1.237	0.08
32	50	7V Biased HDR	-3.228	-3.124	0.104
33	50	7V Biased HDR	-0.546	-0.412	0.134
34	50	7V Biased HDR	-1.809	-1.325	0.484
35	50	7V Biased HDR	-0.472	-0.814	-0.342
36	50	Unbiased HDR	-0.165	0.072	0.237
37	50	Unbiased HDR	-0.493	-1.099	-0.606
38	50	Unbiased HDR	-1.624	-1.298	0.326
39	50	Unbiased HDR	-3.194	-3.456	-0.262
40	50	Unbiased HDR	0.707	1.789	1.082
41	100	7V Biased HDR	-2.051	-2.604	-0.553
42	100	7V Biased HDR	-0.015	-0.374	-0.359
43	100	7V Biased HDR	-1.317	0.587	1.904
44	100	7V Biased HDR	0.733	0.785	0.052
45	100	7V Biased HDR	-0.52	-0.571	-0.051
46	100	Unbiased HDR	-0.516	0.075	0.591
47	100	Unbiased HDR	2.093	2.436	0.343
48	100	Unbiased HDR	-0.006	1.261	1.267
49	100	Unbiased HDR	-2.421	-2.393	0.028
50	100	Unbiased HDR	0.883	1.342	0.459
51	0	Correlation	-2.718	-2.716	0.002
52	0	Correlation	-1.274	-1.328	-0.054
53	0	Correlation	-2.21	-1.785	0.425
54	0	Correlation	-0.727	-0.823	-0.096
55	0	Correlation	-4.12	-3.985	0.135

Test Statistics (%)

krad(si)	Pre Exposure Min	Pre Exposure Avg	Pre Exposure Max	Pre Exposure Std	Post Exposure Min	Post Exposure Avg	Post Exposure Max	Post Exposure Std	Min Delta	Avg Delta	Max Delta	Std Delta
0	-4.12	-2.2098	-0.727	1.3211	-3.985	-2.1274	-0.823	1.2505	-0.096	0.0824	0.425	0.21038
3	-1.783	-0.792	0.619	0.80983	-1.378	-0.6616	0.207	0.65803	-0.412	0.1304	0.662	0.3044
10	-3.221	-1.1457	0.909	1.3418	-3.826	-1.2303	1.131	1.441	-0.605	-0.0846	0.424	0.35222
30	-3.512	-0.4834	2.068	1.8545	-3.245	-0.0647	2.783	2.0502	-0.131	0.4187	0.83	0.37988
50	-3.228	-1.2141	0.707	1.2831	-3.456	-1.0904	1.789	1.4918	-0.606	0.1237	1.082	0.47169
100	-2.421	-0.3137	2.093	1.3765	-2.604	0.0544	2.436	1.6068	-0.553	0.3681	1.904	0.7449

Device Test: 35.0 ILTIMER_PDR(ILT_PDresistance_10mA_Vin1p5V)

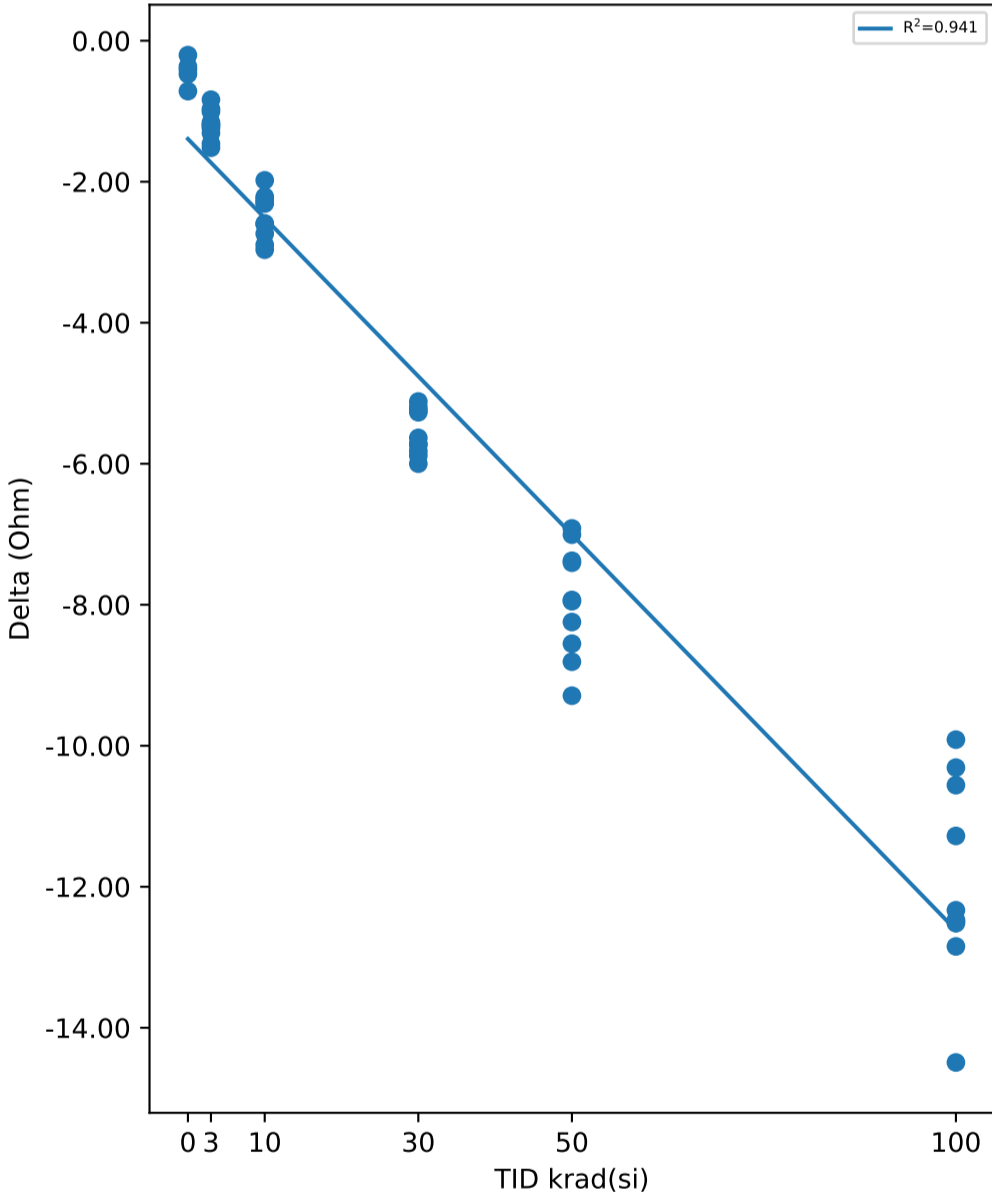
TID vs Result Stats



Test Results (Upper Limit = 153.0 (Ohm))

Serial #	krad(si)	Exposure Conditions	Pre Result	Post Result	Delta
1	3	7V Biased HDR	77.475	76.271	-1.204
2	3	7V Biased HDR	69.321	67.803	-1.518
3	3	7V Biased HDR	74.256	73.098	-1.158
4	3	7V Biased HDR	66.978	66.01	-0.968
5	3	7V Biased HDR	77.983	76.746	-1.237
6	3	Unbiased HDR	72.135	70.675	-1.46
7	3	Unbiased HDR	79.984	78.796	-1.188
8	3	Unbiased HDR	70.604	69.768	-0.836
9	3	Unbiased HDR	71.518	70.512	-1.006
10	3	Unbiased HDR	68.949	67.64	-1.309
11	10	7V Biased HDR	72.284	69.682	-2.602
12	10	7V Biased HDR	66.78	64.493	-2.287
13	10	7V Biased HDR	78.243	75.348	-2.895
14	10	7V Biased HDR	68.468	65.731	-2.737
15	10	7V Biased HDR	77.264	74.3	-2.964
16	10	Unbiased HDR	70.893	68.913	-1.98
17	10	Unbiased HDR	69.602	67.358	-2.244
18	10	Unbiased HDR	70.542	67.951	-2.591
19	10	Unbiased HDR	71.583	69.274	-2.309
20	10	Unbiased HDR	73.741	71.529	-2.212
21	30	7V Biased HDR	73.732	67.847	-5.885
22	30	7V Biased HDR	71.18	65.362	-5.818
23	30	7V Biased HDR	70.434	65.164	-5.27
24	30	7V Biased HDR	72.116	66.483	-5.633
25	30	7V Biased HDR	72.004	66.277	-5.727
26	30	Unbiased HDR	72.112	66.389	-5.723
27	30	Unbiased HDR	70.84	65.723	-5.117
28	30	Unbiased HDR	73.377	68.135	-5.242
29	30	Unbiased HDR	71.07	65.876	-5.194
30	30	Unbiased HDR	75.296	69.297	-5.999
31	50	7V Biased HDR	74.694	65.886	-8.808
32	50	7V Biased HDR	68.217	61.211	-7.006
33	50	7V Biased HDR	71.962	64.03	-7.932
34	50	7V Biased HDR	75.093	65.803	-9.29
35	50	7V Biased HDR	69.029	61.653	-7.376
36	50	Unbiased HDR	70.392	62.988	-7.404
37	50	Unbiased HDR	73.836	65.591	-8.245
38	50	Unbiased HDR	71.388	63.438	-7.95
39	50	Unbiased HDR	67.732	60.815	-6.917
40	50	Unbiased HDR	75.851	67.299	-8.552
41	100	7V Biased HDR	68.919	59.006	-9.913
42	100	7V Biased HDR	73.132	60.661	-12.471
43	100	7V Biased HDR	66.863	56.553	-10.31
44	100	7V Biased HDR	70.711	59.432	-11.279
45	100	7V Biased HDR	68.742	58.183	-10.559
46	100	Unbiased HDR	71.741	59.224	-12.517
47	100	Unbiased HDR	72.649	59.803	-12.846
48	100	Unbiased HDR	77.332	62.84	-14.492
49	100	Unbiased HDR	71.643	59.152	-12.491
50	100	Unbiased HDR	70.637	58.304	-12.333
51	0	Correlation	72.343	71.869	-0.474
52	0	Correlation	72.715	72.511	-0.204
53	0	Correlation	75.701	75.336	-0.365
54	0	Correlation	75.901	75.186	-0.715
55	0	Correlation	70.801	70.389	-0.412

TID vs Post - Pre Exposure Delta

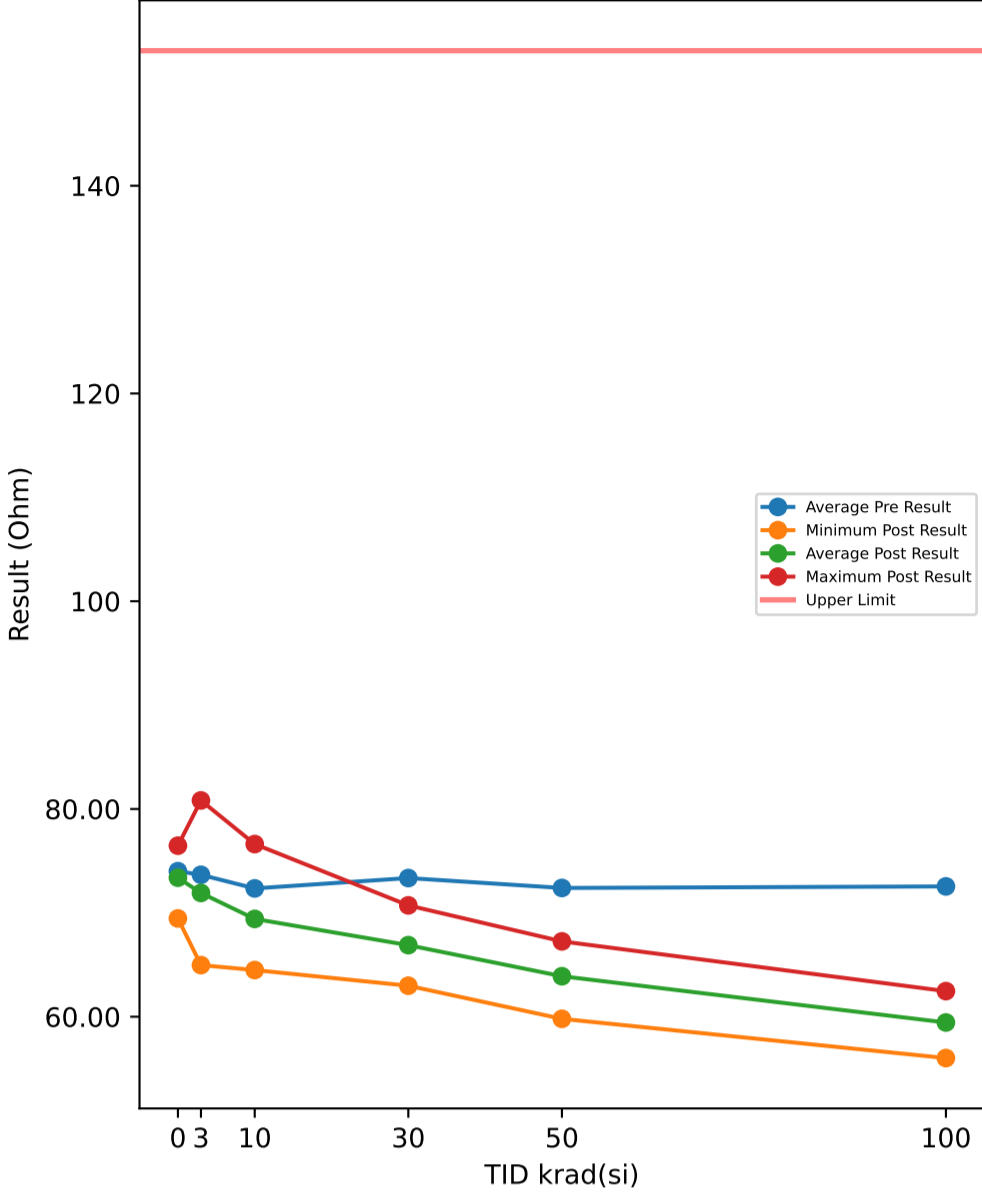


Test Statistics (Ohm)

krad(si)	Pre Exposure Min	Pre Exposure Avg	Pre Exposure Max	Pre Exposure Std	Post Exposure Min	Post Exposure Avg	Post Exposure Max	Post Exposure Std	Min Delta	Avg Delta	Max Delta	Std Delta
0	70.801	73.492	75.901	2.2276	70.389	73.058	75.336	2.1537	-0.715	-0.434	-0.204	0.18622
3	66.978	72.92	79.984	4.3467	66.01	71.732	78.796	4.332	-1.518	-1.1884	-0.836	0.21253
10	66.78	71.94	78.243	3.6326	64.493	69.458	75.348	3.4646	-2.964	-2.4821	-1.98	0.32381
30	70.434	72.216	75.296	1.5149	65.164	66.655	69.297	1.3418	-5.999	-5.5608	-5.117	0.3232
50	67.732	71.819	75.851	2.963	60.815	63.871	67.299	2.2318	-9.29	-7.948	-6.917	0.7865
100	66.863	71.237	77.332	2.8775	56.553	59.316	62.84	1.6517	-14.492	-11.921	-9.913	1.3949

Device Test: 35.1 RTIMER_PDR(RT_PDresistance_10mA_Vin1p5V)

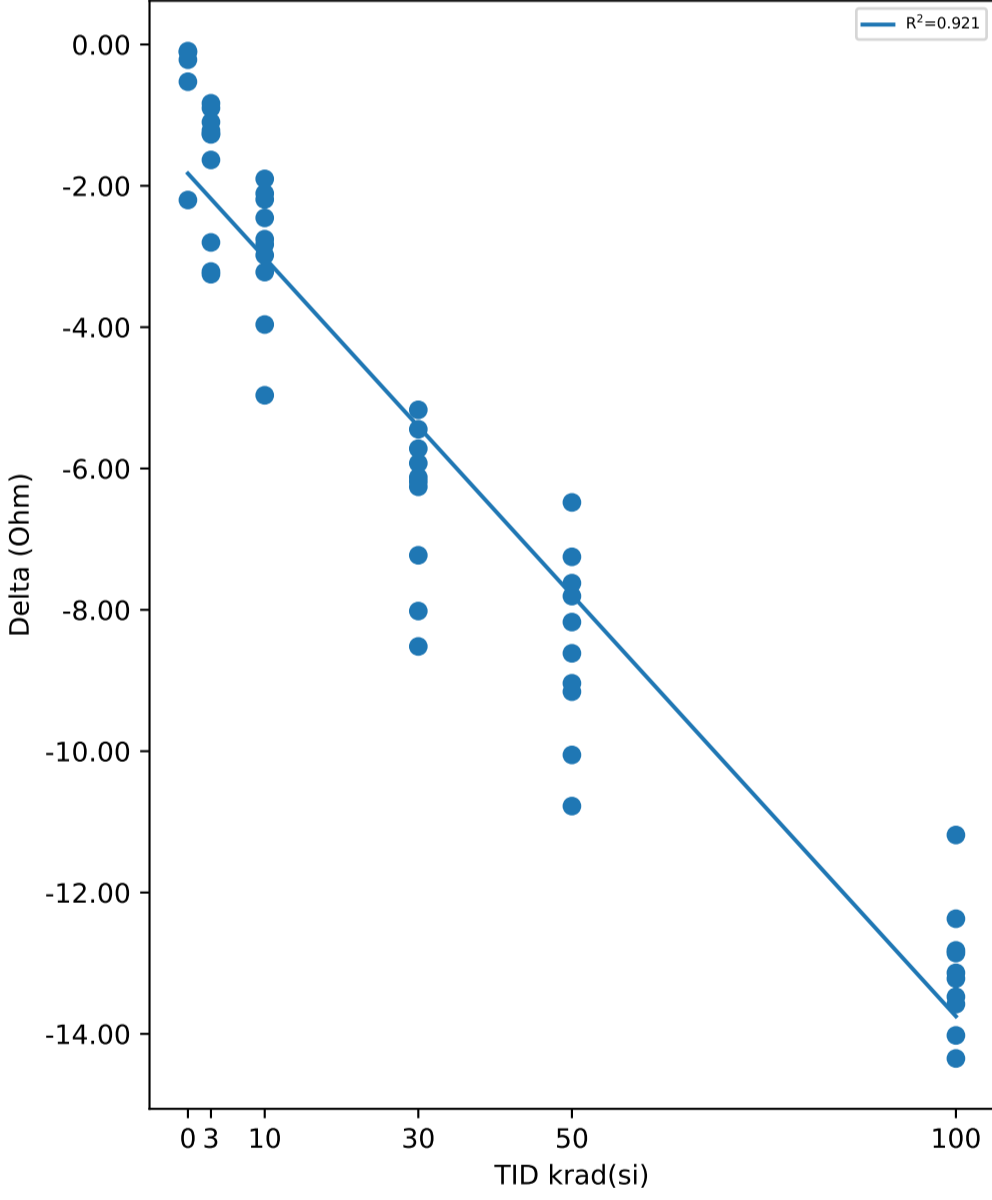
TID vs Result Stats



Test Results (Upper Limit = 153.0 (Ohm))

Serial #	krad(si)	Exposure Conditions	Pre Result	Post Result	Delta
1	3	7V Biased HDR	80.358	77.107	-3.251
2	3	7V Biased HDR	68.932	67.298	-1.634
3	3	7V Biased HDR	73.943	72.845	-1.098
4	3	7V Biased HDR	66.232	64.969	-1.263
5	3	7V Biased HDR	78.709	75.496	-3.213
6	3	Unbiased HDR	71.541	70.269	-1.272
7	3	Unbiased HDR	81.656	80.824	-0.832
8	3	Unbiased HDR	70.785	69.885	-0.9
9	3	Unbiased HDR	73.725	70.924	-2.801
10	3	Unbiased HDR	70.755	69.538	-1.217
11	10	7V Biased HDR	71.841	69.011	-2.83
12	10	7V Biased HDR	67.248	64.493	-2.755
13	10	7V Biased HDR	81.587	76.623	-4.964
14	10	7V Biased HDR	68.616	65.395	-3.221
15	10	7V Biased HDR	78.024	75.042	-2.982
16	10	Unbiased HDR	70.625	68.517	-2.108
17	10	Unbiased HDR	71.62	67.657	-3.963
18	10	Unbiased HDR	70.855	68.401	-2.454
19	10	Unbiased HDR	69.857	67.955	-1.902
20	10	Unbiased HDR	73.264	71.071	-2.193
21	30	7V Biased HDR	77.961	69.443	-8.518
22	30	7V Biased HDR	69.171	62.985	-6.186
23	30	7V Biased HDR	69.221	63.296	-5.925
24	30	7V Biased HDR	73.176	66.917	-6.259
25	30	7V Biased HDR	73.382	65.365	-8.017
26	30	Unbiased HDR	73.381	67.662	-5.719
27	30	Unbiased HDR	72.414	67.244	-5.17
28	30	Unbiased HDR	73.504	68.059	-5.445
29	30	Unbiased HDR	74.449	67.221	-7.228
30	30	Unbiased HDR	76.844	70.72	-6.124
31	50	7V Biased HDR	74.805	65.766	-9.039
32	50	7V Biased HDR	67.42	59.798	-7.622
33	50	7V Biased HDR	77.239	66.462	-10.777
34	50	7V Biased HDR	74.217	65.059	-9.158
35	50	7V Biased HDR	68.806	61	-7.806
36	50	Unbiased HDR	70.607	63.357	-7.25
37	50	Unbiased HDR	75.803	65.75	-10.053
38	50	Unbiased HDR	72.142	63.969	-8.173
39	50	Unbiased HDR	67.053	60.573	-6.48
40	50	Unbiased HDR	75.869	67.254	-8.615
41	100	7V Biased HDR	72.28	58.805	-13.475
42	100	7V Biased HDR	74.82	61.602	-13.218
43	100	7V Biased HDR	67.207	56.021	-11.186
44	100	7V Biased HDR	71.647	58.828	-12.819
45	100	7V Biased HDR	70.292	57.435	-12.857
46	100	Unbiased HDR	74.451	60.872	-13.579
47	100	Unbiased HDR	74.197	61.061	-13.136
48	100	Unbiased HDR	76.813	62.465	-14.348
49	100	Unbiased HDR	72.545	58.523	-14.022
50	100	Unbiased HDR	71.205	58.834	-12.371
51	0	Correlation	71.62	71.526	-0.094
52	0	Correlation	74.718	74.502	-0.216
53	0	Correlation	77.159	74.958	-2.201
54	0	Correlation	76.995	76.468	-0.527
55	0	Correlation	69.571	69.462	-0.109

TID vs Post - Pre Exposure Delta

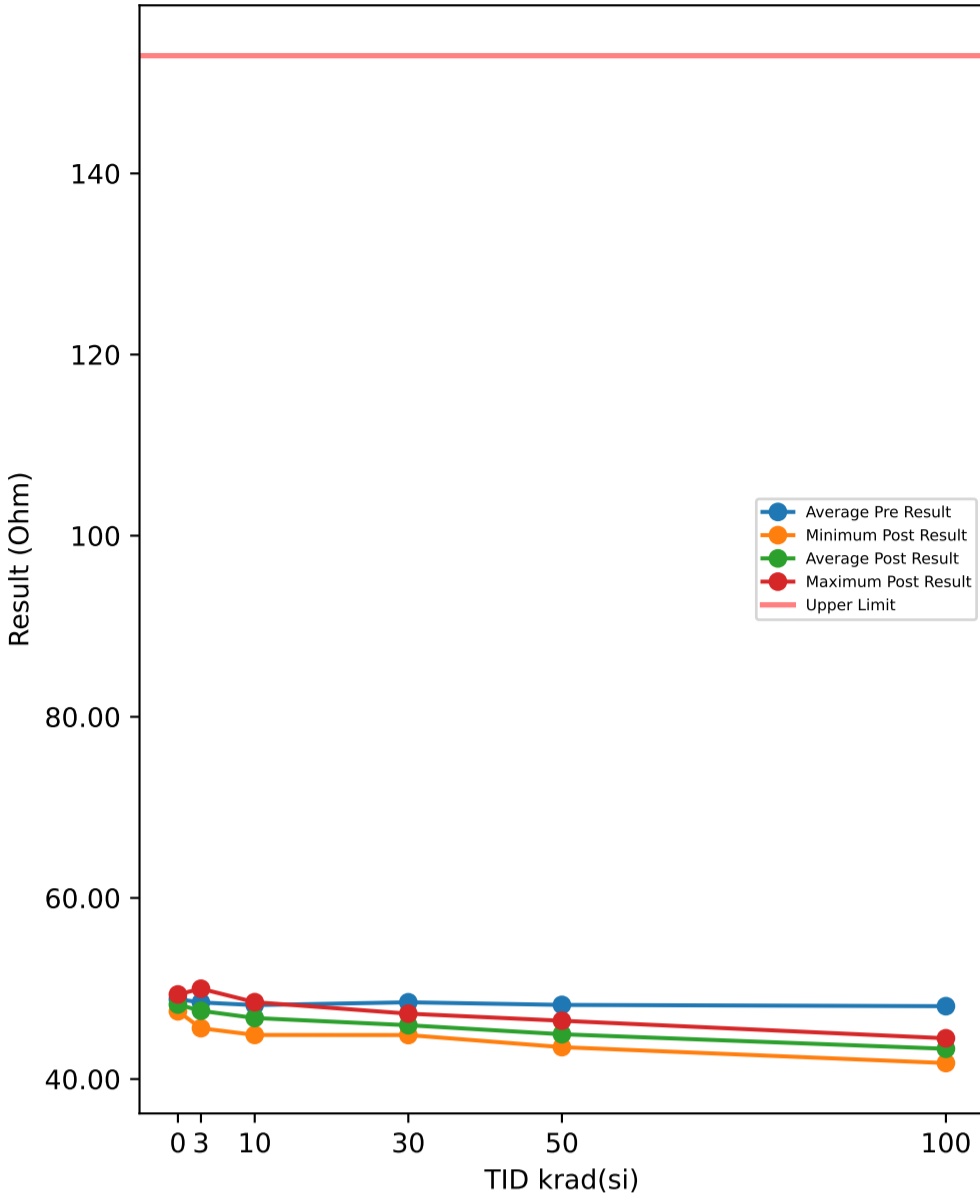


Test Statistics (Ohm)

krad(si)	Pre Exposure Min	Pre Exposure Avg	Pre Exposure Max	Pre Exposure Std	Post Exposure Min	Post Exposure Avg	Post Exposure Max	Post Exposure Std	Min Delta	Avg Delta	Max Delta	Std Delta
0	69.571	74.013	77.159	3.3446	69.462	73.383	76.468	2.8316	-2.201	-0.6294	-0.094	0.89565
3	66.232	73.664	81.656	5.0892	64.969	71.915	80.824	4.7498	-3.251	-1.7481	-0.832	0.95751
10	67.248	72.354	81.587	4.3531	64.493	69.416	76.623	3.8581	-4.964	-2.9372	-1.902	0.93297
30	69.171	73.35	77.961	2.7913	62.985	66.891	70.72	2.4467	-8.518	-6.4591	-5.17	1.1059
50	67.053	72.396	77.239	3.7373	59.798	63.899	67.254	2.6387	-10.777	-8.4973	-6.48	1.3054
100	67.207	72.546	76.813	2.7079	56.021	59.445	62.465	2.0055	-14.348	-13.101	-11.186	0.8898

Device Test: 35.2 ILTIMER_PDR(ILT_PDresistance_10mA_Vin1p8V)

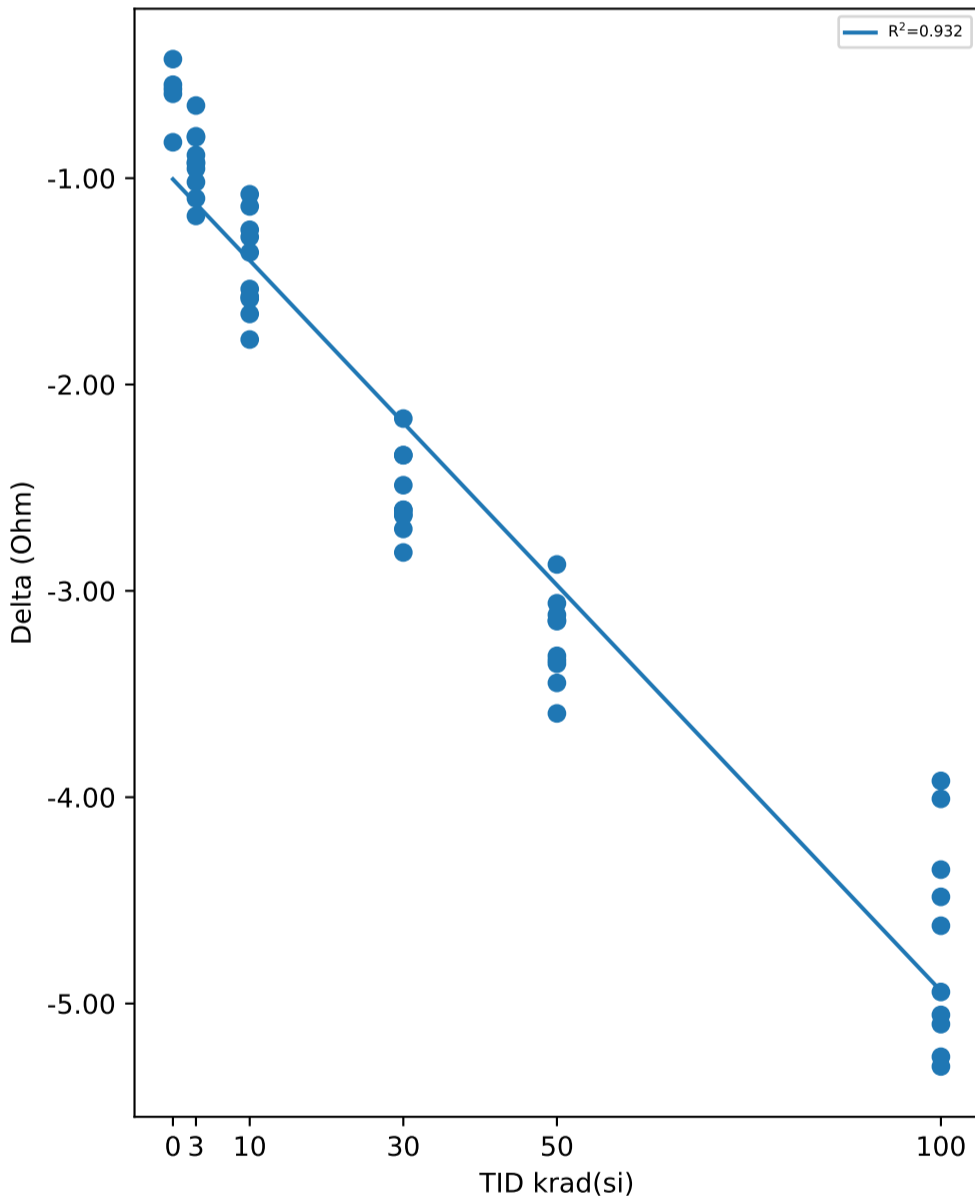
TID vs Result Stats



Test Results (Upper Limit = 153.0 (Ohm))

Serial #	krad(si)	Exposure Conditions	Pre Result	Post Result	Delta
1	3	7V Biased HDR	50.09	49.161	-0.929
2	3	7V Biased HDR	47.309	46.126	-1.183
3	3	7V Biased HDR	48.584	47.63	-0.954
4	3	7V Biased HDR	46.414	45.617	-0.797
5	3	7V Biased HDR	50.076	49.153	-0.923
6	3	Unbiased HDR	48.429	47.331	-1.098
7	3	Unbiased HDR	50.865	49.977	-0.888
8	3	Unbiased HDR	47.4	46.752	-0.648
9	3	Unbiased HDR	48.099	47.297	-0.802
10	3	Unbiased HDR	47.346	46.327	-1.019
11	10	7V Biased HDR	48.679	47.095	-1.584
12	10	7V Biased HDR	46.23	44.87	-1.36
13	10	7V Biased HDR	50.064	48.49	-1.574
14	10	7V Biased HDR	47.544	45.762	-1.782
15	10	7V Biased HDR	50.115	48.457	-1.658
16	10	Unbiased HDR	47.599	46.521	-1.078
17	10	Unbiased HDR	47.323	46.073	-1.25
18	10	Unbiased HDR	47.72	46.183	-1.537
19	10	Unbiased HDR	47.91	46.625	-1.285
20	10	Unbiased HDR	48.473	47.336	-1.137
21	30	7V Biased HDR	48.752	46.117	-2.635
22	30	7V Biased HDR	47.672	44.858	-2.814
23	30	7V Biased HDR	48.254	45.647	-2.607
24	30	7V Biased HDR	48.122	45.634	-2.488
25	30	7V Biased HDR	48.118	45.51	-2.608
26	30	Unbiased HDR	48.967	46.267	-2.7
27	30	Unbiased HDR	48.353	46.01	-2.343
28	30	Unbiased HDR	48.433	46.268	-2.165
29	30	Unbiased HDR	48.251	45.909	-2.342
30	30	Unbiased HDR	49.852	47.223	-2.629
31	50	7V Biased HDR	49.006	45.653	-3.353
32	50	7V Biased HDR	46.397	43.525	-2.872
33	50	7V Biased HDR	48.154	45.007	-3.147
34	50	7V Biased HDR	49.009	45.415	-3.594
35	50	7V Biased HDR	47.162	44.046	-3.116
36	50	Unbiased HDR	47.715	44.655	-3.06
37	50	Unbiased HDR	49.252	45.937	-3.315
38	50	Unbiased HDR	48.305	44.859	-3.446
39	50	Unbiased HDR	47.106	43.963	-3.143
40	50	Unbiased HDR	49.776	46.44	-3.336
41	100	7V Biased HDR	47.845	43.837	-4.008
42	100	7V Biased HDR	48.746	44.123	-4.623
43	100	7V Biased HDR	46.249	41.766	-4.483
44	100	7V Biased HDR	48.343	43.992	-4.351
45	100	7V Biased HDR	46.685	42.764	-3.921
46	100	Unbiased HDR	48.293	43.193	-5.1
47	100	Unbiased HDR	48.606	43.551	-5.055
48	100	Unbiased HDR	49.807	44.502	-5.305
49	100	Unbiased HDR	47.77	42.826	-4.944
50	100	Unbiased HDR	48.124	42.866	-5.258
51	0	Correlation	48.072	47.481	-0.591
52	0	Correlation	48.422	47.999	-0.423
53	0	Correlation	49.912	49.344	-0.568
54	0	Correlation	49.558	48.732	-0.826
55	0	Correlation	48.144	47.597	-0.547

TID vs Post - Pre Exposure Delta

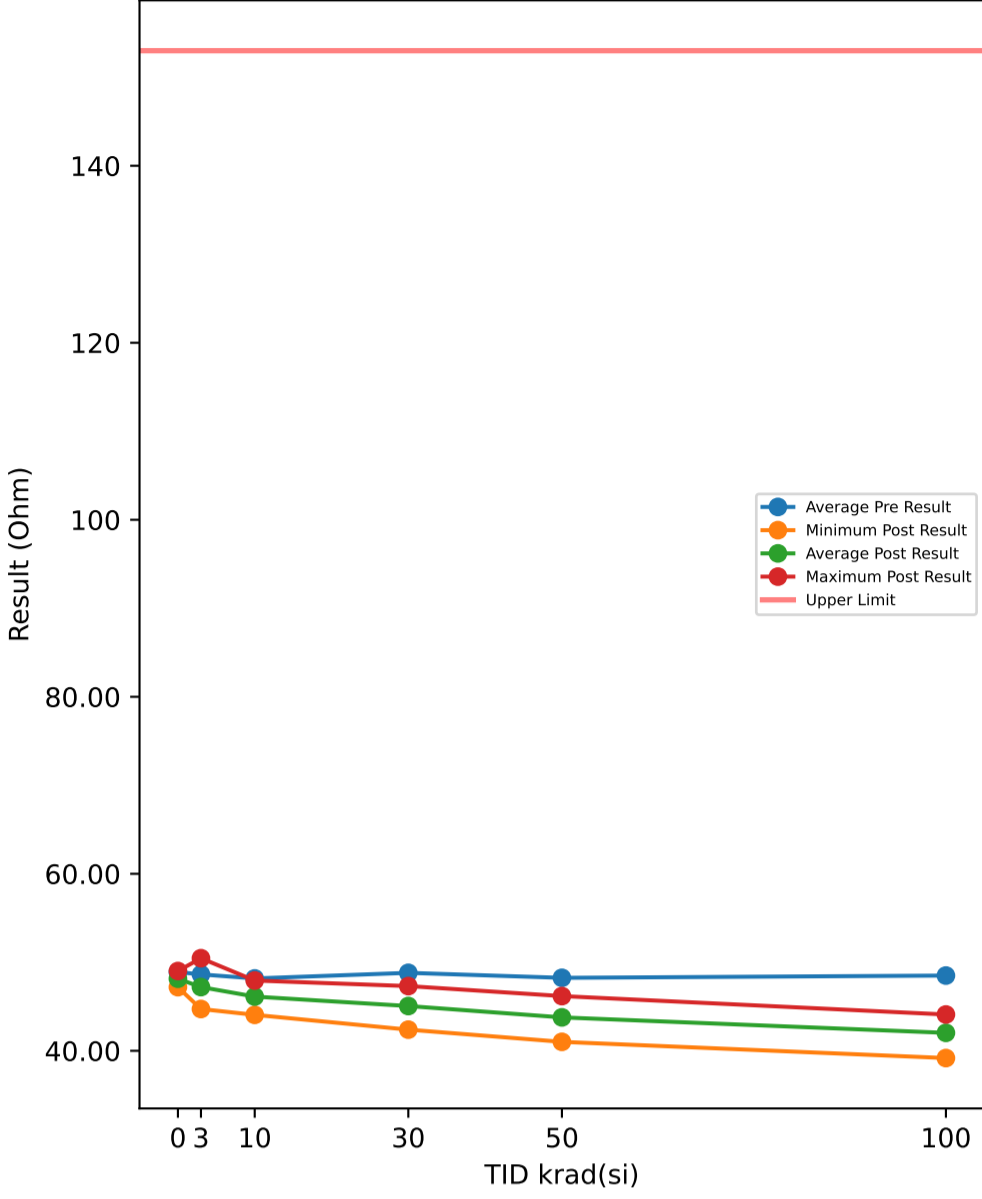


Test Statistics (Ohm)

krad(si)	Pre Exposure Min	Pre Exposure Avg	Pre Exposure Max	Pre Exposure Std	Post Exposure Min	Post Exposure Avg	Post Exposure Max	Post Exposure Std	Min Delta	Avg Delta	Max Delta	Std Delta
0	48.072	48.822	49.912	0.85323	47.481	48.231	49.344	0.79184	-0.826	-0.591	-0.423	0.14656
3	46.414	48.461	50.865	1.4558	45.617	47.537	49.977	1.4556	-1.183	-0.9241	-0.648	0.15485
10	46.23	48.166	50.115	1.2106	44.87	46.741	48.49	1.1432	-1.782	-1.4245	-1.078	0.2356
30	47.672	48.477	49.852	0.59883	44.858	45.944	47.223	0.61759	-2.814	-2.5331	-2.165	0.19653
50	46.397	48.188	49.776	1.0887	43.525	44.95	46.44	0.93246	-3.594	-3.2382	-2.872	0.20992
100	46.249	48.047	49.807	1.0142	41.766	43.342	44.502	0.81647	-5.305	-4.7048	-3.921	0.50368

Device Test: 35.3 RTIMER_PDR(RT_PDresistance_10mA_Vin1p8V)

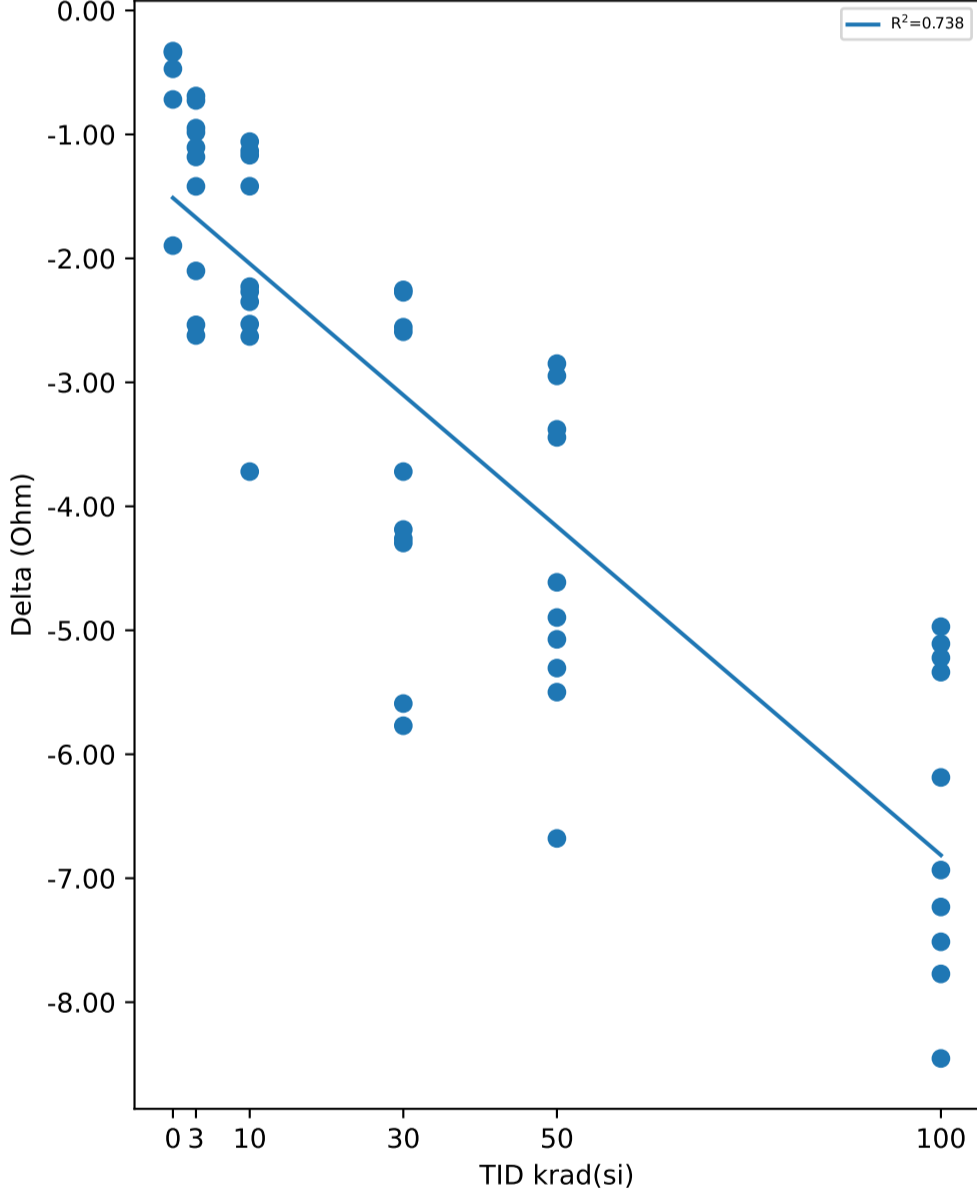
TID vs Result Stats



Test Results (Upper Limit = 153.0 (Ohm))

Serial #	krad(si)	Exposure Conditions	Pre Result	Post Result	Delta
1	3	7V Biased HDR	51.575	48.953	-2.622
2	3	7V Biased HDR	46.737	45.318	-1.419
3	3	7V Biased HDR	48.117	47.012	-1.105
4	3	7V Biased HDR	45.905	44.723	-1.182
5	3	7V Biased HDR	50.762	48.226	-2.536
6	3	Unbiased HDR	47.798	46.815	-0.983
7	3	Unbiased HDR	51.152	50.462	-0.69
8	3	Unbiased HDR	47.257	46.531	-0.726
9	3	Unbiased HDR	49.415	47.314	-2.101
10	3	Unbiased HDR	47.611	46.662	-0.949
11	10	7V Biased HDR	48.235	45.966	-2.269
12	10	7V Biased HDR	46.29	44.062	-2.228
13	10	7V Biased HDR	51.662	47.942	-3.72
14	10	7V Biased HDR	47.303	44.673	-2.63
15	10	7V Biased HDR	50.057	47.707	-2.35
16	10	Unbiased HDR	47.31	46.177	-1.133
17	10	Unbiased HDR	48.436	45.906	-2.53
18	10	Unbiased HDR	47.326	45.908	-1.418
19	10	Unbiased HDR	47.032	45.974	-1.058
20	10	Unbiased HDR	48.106	46.938	-1.168
21	30	7V Biased HDR	50.696	44.926	-5.77
22	30	7V Biased HDR	46.686	42.39	-4.296
23	30	7V Biased HDR	47.319	43.132	-4.187
24	30	7V Biased HDR	48.314	44.054	-4.26
25	30	7V Biased HDR	49.059	43.468	-5.591
26	30	Unbiased HDR	49.091	46.536	-2.555
27	30	Unbiased HDR	48.835	46.581	-2.254
28	30	Unbiased HDR	48.233	45.959	-2.274
29	30	Unbiased HDR	49.953	46.233	-3.72
30	30	Unbiased HDR	49.905	47.313	-2.592
31	50	7V Biased HDR	48.684	43.379	-5.305
32	50	7V Biased HDR	45.909	41.012	-4.897
33	50	7V Biased HDR	50.468	43.789	-6.679
34	50	7V Biased HDR	48.387	42.888	-5.499
35	50	7V Biased HDR	46.663	41.59	-5.073
36	50	Unbiased HDR	47.587	44.639	-2.948
37	50	Unbiased HDR	50.386	45.773	-4.613
38	50	Unbiased HDR	48.182	44.738	-3.444
39	50	Unbiased HDR	46.621	43.772	-2.849
40	50	Unbiased HDR	49.562	46.183	-3.379
41	100	7V Biased HDR	49.602	41.148	-8.454
42	100	7V Biased HDR	49.012	41.78	-7.232
43	100	7V Biased HDR	46.114	39.18	-6.934
44	100	7V Biased HDR	48.613	41.1	-7.513
45	100	7V Biased HDR	47.842	40.07	-7.772
46	100	Unbiased HDR	48.92	43.698	-5.222
47	100	Unbiased HDR	48.923	43.952	-4.971
48	100	Unbiased HDR	49.439	44.101	-5.338
49	100	Unbiased HDR	48.627	42.44	-6.187
50	100	Unbiased HDR	47.922	42.813	-5.109
51	0	Correlation	47.603	47.263	-0.34
52	0	Correlation	48.779	48.308	-0.471
53	0	Correlation	50.91	49.013	-1.897
54	0	Correlation	49.675	48.957	-0.718
55	0	Correlation	47.519	47.191	-0.328

TID vs Post - Pre Exposure Delta

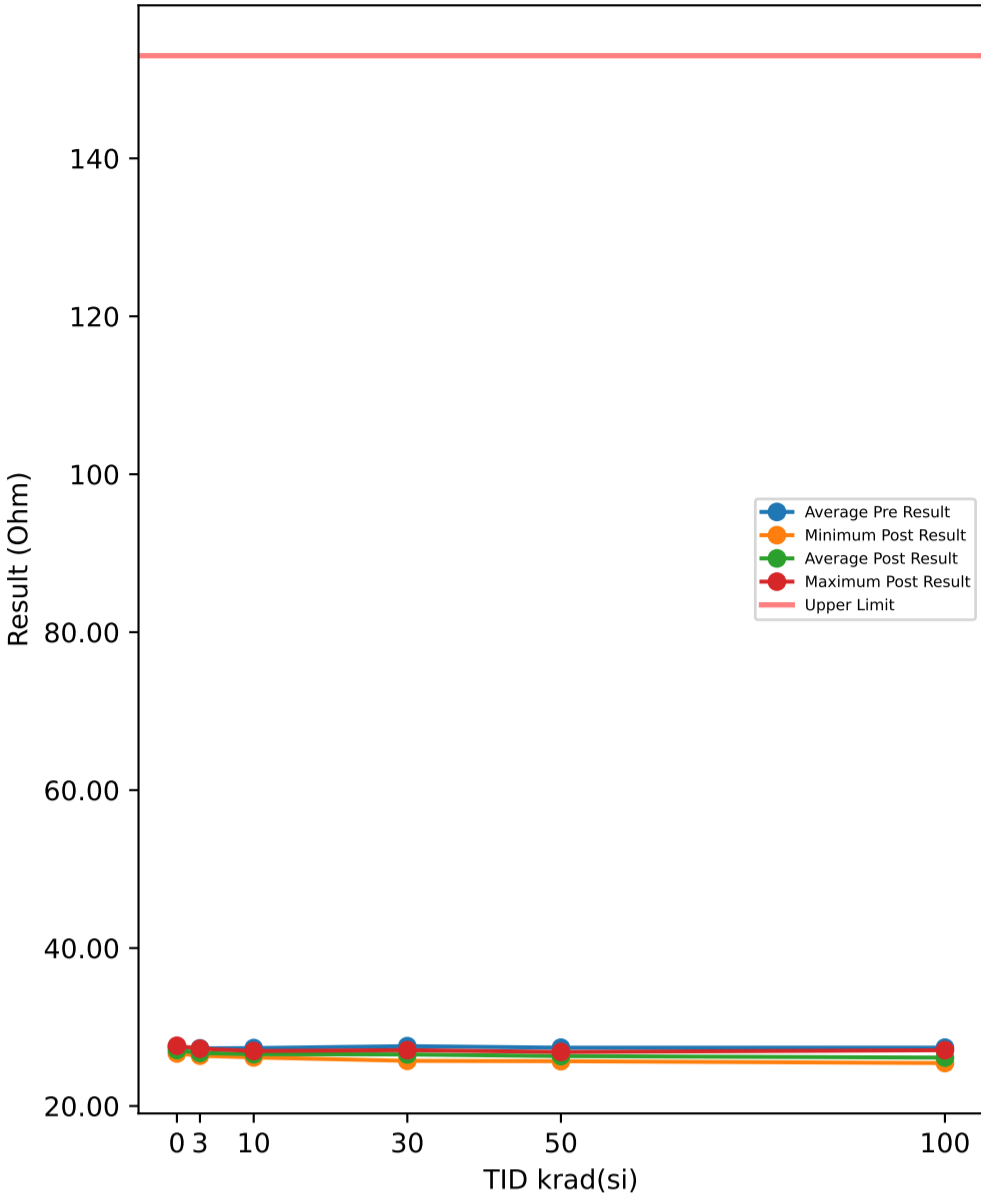


Test Statistics (Ohm)

krad(si)	Pre Exposure Min	Pre Exposure Avg	Pre Exposure Max	Pre Exposure Std	Post Exposure Min	Post Exposure Avg	Post Exposure Max	Post Exposure Std	Min Delta	Avg Delta	Max Delta	Std Delta
0	47.519	48.897	50.91	1.4357	47.191	48.146	49.013	0.88422	-1.897	-0.7508	-0.328	0.65967
3	45.905	48.633	51.575	1.9744	44.723	47.202	50.462	1.6792	-2.622	-1.4313	-0.69	0.72541
10	46.29	48.176	51.662	1.594	44.062	46.125	47.942	1.2007	-3.72	-2.0504	-1.058	0.85164
30	46.686	48.809	50.696	1.2255	42.39	45.059	47.313	1.705	-5.77	-3.7499	-2.254	1.3083
50	45.909	48.245	50.468	1.5814	41.012	43.776	46.183	1.6605	-6.679	-4.4686	-2.849	1.2644
100	46.114	48.501	49.602	1.0112	39.18	42.028	44.101	1.6738	-8.454	-6.4732	-4.971	1.2708

Device Test: 35.4 ILTIMER_PDR(ILT_PDresistance_10mA_Vin3p3V)

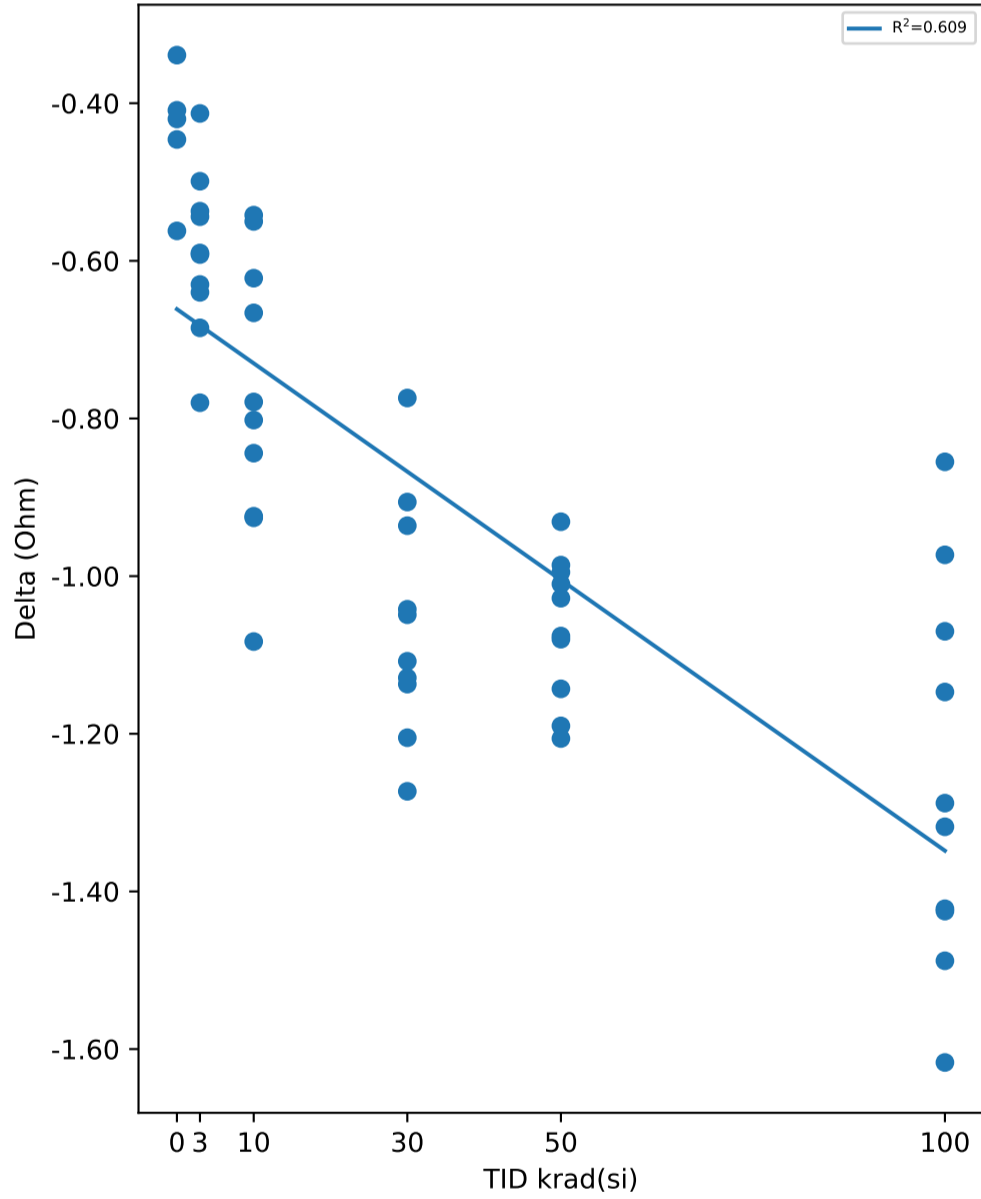
TID vs Result Stats



Test Results (Upper Limit = 153.0 (Ohm))

Serial #	krad(si)	Exposure Conditions	Pre Result	Post Result	Delta
1	3	7V Biased HDR	27.649	27.057	-0.592
2	3	7V Biased HDR	27.186	26.406	-0.78
3	3	7V Biased HDR	27.016	26.386	-0.63
4	3	7V Biased HDR	27.02	26.476	-0.544
5	3	7V Biased HDR	27.502	26.912	-0.59
6	3	Unbiased HDR	27.471	26.786	-0.685
7	3	Unbiased HDR	27.789	27.252	-0.537
8	3	Unbiased HDR	26.781	26.368	-0.413
9	3	Unbiased HDR	27.337	26.838	-0.499
10	3	Unbiased HDR	27.257	26.617	-0.64
11	10	7V Biased HDR	27.886	26.962	-0.924
12	10	7V Biased HDR	26.93	26.151	-0.779
13	10	7V Biased HDR	27.495	26.651	-0.844
14	10	7V Biased HDR	27.715	26.632	-1.083
15	10	7V Biased HDR	27.695	26.769	-0.926
16	10	Unbiased HDR	27.191	26.641	-0.55
17	10	Unbiased HDR	27.08	26.458	-0.622
18	10	Unbiased HDR	27.147	26.345	-0.802
19	10	Unbiased HDR	27.234	26.568	-0.666
20	10	Unbiased HDR	26.973	26.431	-0.542
21	30	7V Biased HDR	27.356	26.219	-1.137
22	30	7V Biased HDR	26.992	25.719	-1.273
23	30	7V Biased HDR	28.049	26.844	-1.205
24	30	7V Biased HDR	27.203	26.154	-1.049
25	30	7V Biased HDR	27.221	26.113	-1.108
26	30	Unbiased HDR	28.115	26.986	-1.129
27	30	Unbiased HDR	28.008	27.072	-0.936
28	30	Unbiased HDR	27.114	26.34	-0.774
29	30	Unbiased HDR	27.659	26.753	-0.906
30	30	Unbiased HDR	28.078	27.036	-1.042
31	50	7V Biased HDR	27.34	26.312	-1.028
32	50	7V Biased HDR	26.604	25.673	-0.931
33	50	7V Biased HDR	27.17	26.16	-1.01
34	50	7V Biased HDR	27.249	26.059	-1.19
35	50	7V Biased HDR	27.108	26.032	-1.076
36	50	Unbiased HDR	27.298	26.312	-0.986
37	50	Unbiased HDR	27.921	26.841	-1.08
38	50	Unbiased HDR	27.689	26.483	-1.206
39	50	Unbiased HDR	27.644	26.501	-1.143
40	50	Unbiased HDR	27.818	26.823	-0.995
41	100	7V Biased HDR	28.136	27.066	-1.07
42	100	7V Biased HDR	27.421	26.274	-1.147
43	100	7V Biased HDR	26.859	25.437	-1.422
44	100	7V Biased HDR	27.934	26.961	-0.973
45	100	7V Biased HDR	26.575	25.72	-0.855
46	100	Unbiased HDR	27.326	25.838	-1.488
47	100	Unbiased HDR	27.524	26.099	-1.425
48	100	Unbiased HDR	27.415	26.127	-1.288
49	100	Unbiased HDR	26.982	25.664	-1.318
50	100	Unbiased HDR	27.697	26.08	-1.617
51	0	Correlation	27.095	26.649	-0.446
52	0	Correlation	27.31	26.971	-0.339
53	0	Correlation	28.036	27.627	-0.409
54	0	Correlation	27.483	26.921	-0.562
55	0	Correlation	27.685	27.265	-0.42

TID vs Post - Pre Exposure Delta

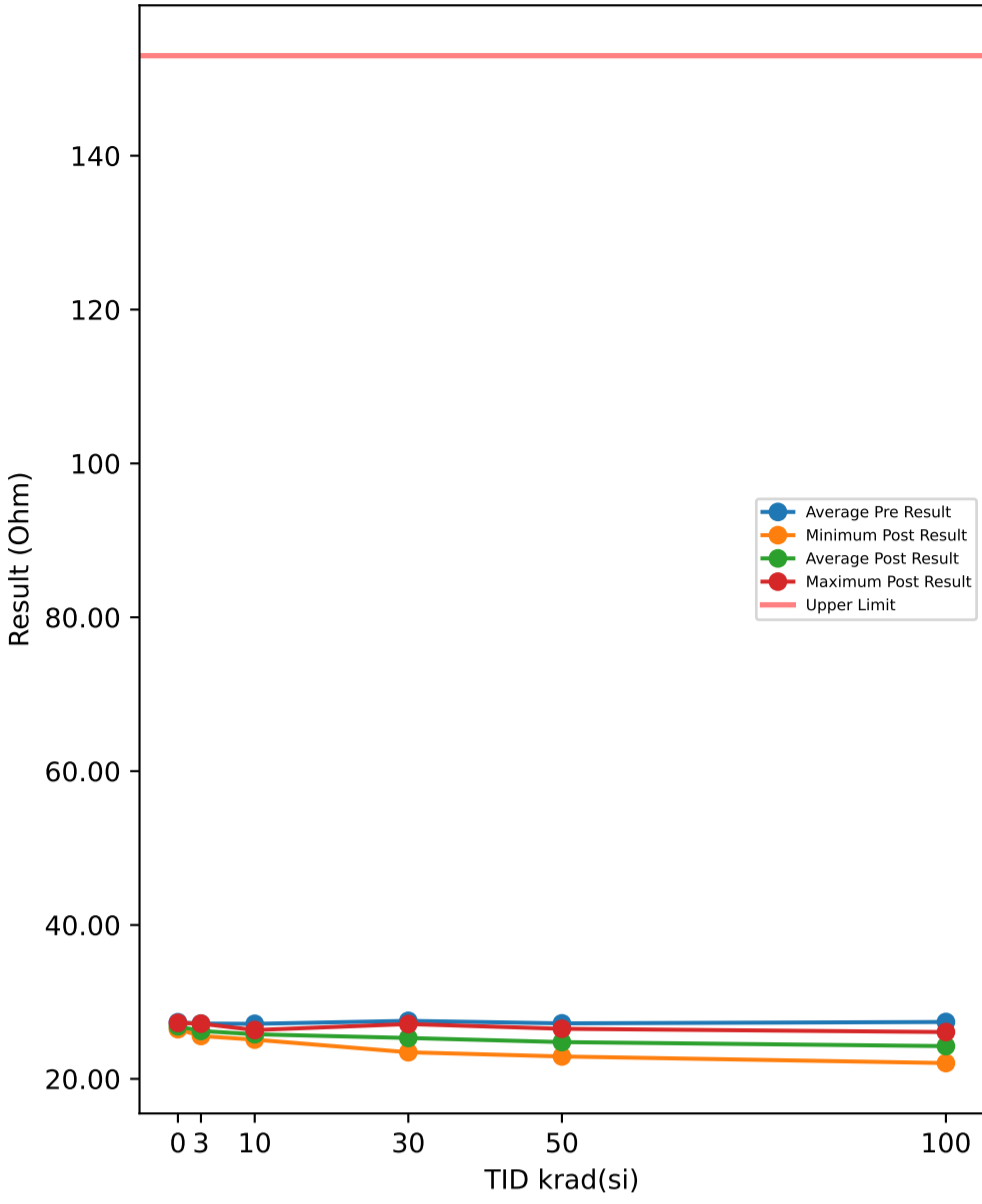


Test Statistics (Ohm)

krad(si)	Pre Exposure Min	Pre Exposure Avg	Pre Exposure Max	Pre Exposure Std	Post Exposure Min	Post Exposure Avg	Post Exposure Max	Post Exposure Std	Min Delta	Avg Delta	Max Delta	Std Delta
0	27.095	27.522	28.036	0.3604	26.649	27.087	27.627	0.37287	-0.562	-0.4352	-0.339	0.081189
3	26.781	27.301	27.789	0.31191	26.368	26.71	27.252	0.3082	-0.78	-0.591	-0.413	0.10206
10	26.93	27.335	27.886	0.33823	26.151	26.561	26.962	0.22753	-1.083	-0.7738	-0.542	0.17813
30	26.992	27.58	28.115	0.45064	25.719	26.524	27.072	0.47275	-1.273	-1.0559	-0.774	0.14928
50	26.604	27.384	27.921	0.39374	25.673	26.32	26.841	0.36197	-1.206	-1.0645	-0.931	0.091545
100	26.575	27.387	28.136	0.48107	25.437	26.127	27.066	0.5314	-1.617	-1.2603	-0.855	0.2432

Device Test: 35.5 RTIMER_PDR(RT_PDresistance_10mA_Vin3p3V)

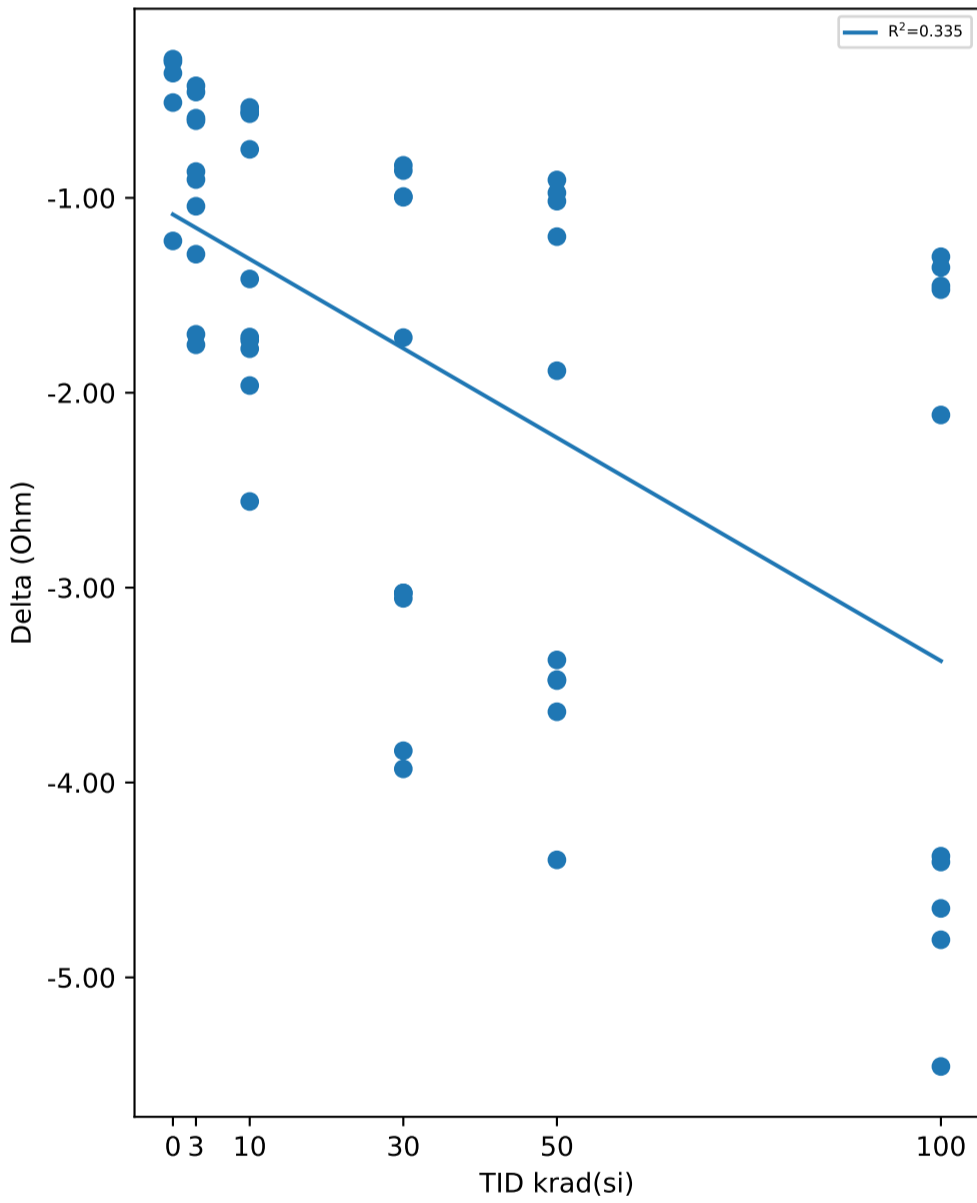
TID vs Result Stats



Test Results (Upper Limit = 153.0 (Ohm))

Serial #	krad(si)	Exposure Conditions	Pre Result	Post Result	Delta
1	3	7V Biased HDR	28.281	26.527	-1.754
2	3	7V Biased HDR	26.612	25.569	-1.043
3	3	7V Biased HDR	26.585	25.72	-0.865
4	3	7V Biased HDR	26.599	25.693	-0.906
5	3	7V Biased HDR	27.855	26.155	-1.7
6	3	Unbiased HDR	26.924	26.32	-0.604
7	3	Unbiased HDR	27.602	27.177	-0.425
8	3	Unbiased HDR	26.556	26.099	-0.457
9	3	Unbiased HDR	27.963	26.674	-1.289
10	3	Unbiased HDR	26.939	26.348	-0.591
11	10	7V Biased HDR	27.423	25.692	-1.731
12	10	7V Biased HDR	26.813	25.099	-1.714
13	10	7V Biased HDR	28.089	25.531	-2.558
14	10	7V Biased HDR	27.332	25.369	-1.963
15	10	7V Biased HDR	27.433	25.659	-1.774
16	10	Unbiased HDR	26.905	26.347	-0.558
17	10	Unbiased HDR	27.51	26.094	-1.416
18	10	Unbiased HDR	26.606	25.855	-0.751
19	10	Unbiased HDR	26.706	26.17	-0.536
20	10	Unbiased HDR	26.733	26.165	-0.568
21	30	7V Biased HDR	28.119	24.189	-3.93
22	30	7V Biased HDR	26.485	23.458	-3.027
23	30	7V Biased HDR	27.341	24.314	-3.027
24	30	7V Biased HDR	27.108	24.053	-3.055
25	30	7V Biased HDR	27.695	23.858	-3.837
26	30	Unbiased HDR	27.837	26.84	-0.997
27	30	Unbiased HDR	27.985	27.125	-0.86
28	30	Unbiased HDR	26.778	25.945	-0.833
29	30	Unbiased HDR	28.369	26.652	-1.717
30	30	Unbiased HDR	27.705	26.712	-0.993
31	50	7V Biased HDR	26.926	23.454	-3.472
32	50	7V Biased HDR	26.282	22.911	-3.371
33	50	7V Biased HDR	28.061	23.664	-4.397
34	50	7V Biased HDR	26.844	23.207	-3.637
35	50	7V Biased HDR	26.588	23.111	-3.477
36	50	Unbiased HDR	27.014	26.106	-0.908
37	50	Unbiased HDR	28.356	26.469	-1.887
38	50	Unbiased HDR	27.296	26.097	-1.199
39	50	Unbiased HDR	27.251	26.277	-0.974
40	50	Unbiased HDR	27.528	26.511	-1.017
41	100	7V Biased HDR	28.824	23.367	-5.457
42	100	7V Biased HDR	27.166	22.788	-4.378
43	100	7V Biased HDR	26.462	22.054	-4.408
44	100	7V Biased HDR	27.838	23.192	-4.646
45	100	7V Biased HDR	27.185	22.378	-4.807
46	100	Unbiased HDR	27.243	25.772	-1.471
47	100	Unbiased HDR	27.388	26.086	-1.302
48	100	Unbiased HDR	27.116	25.759	-1.357
49	100	Unbiased HDR	27.531	25.417	-2.114
50	100	Unbiased HDR	27.203	25.751	-1.452
51	0	Correlation	26.756	26.455	-0.301
52	0	Correlation	27.101	26.741	-0.36
53	0	Correlation	28.49	27.269	-1.221
54	0	Correlation	27.208	26.697	-0.511
55	0	Correlation	27.257	26.969	-0.288

TID vs Post - Pre Exposure Delta

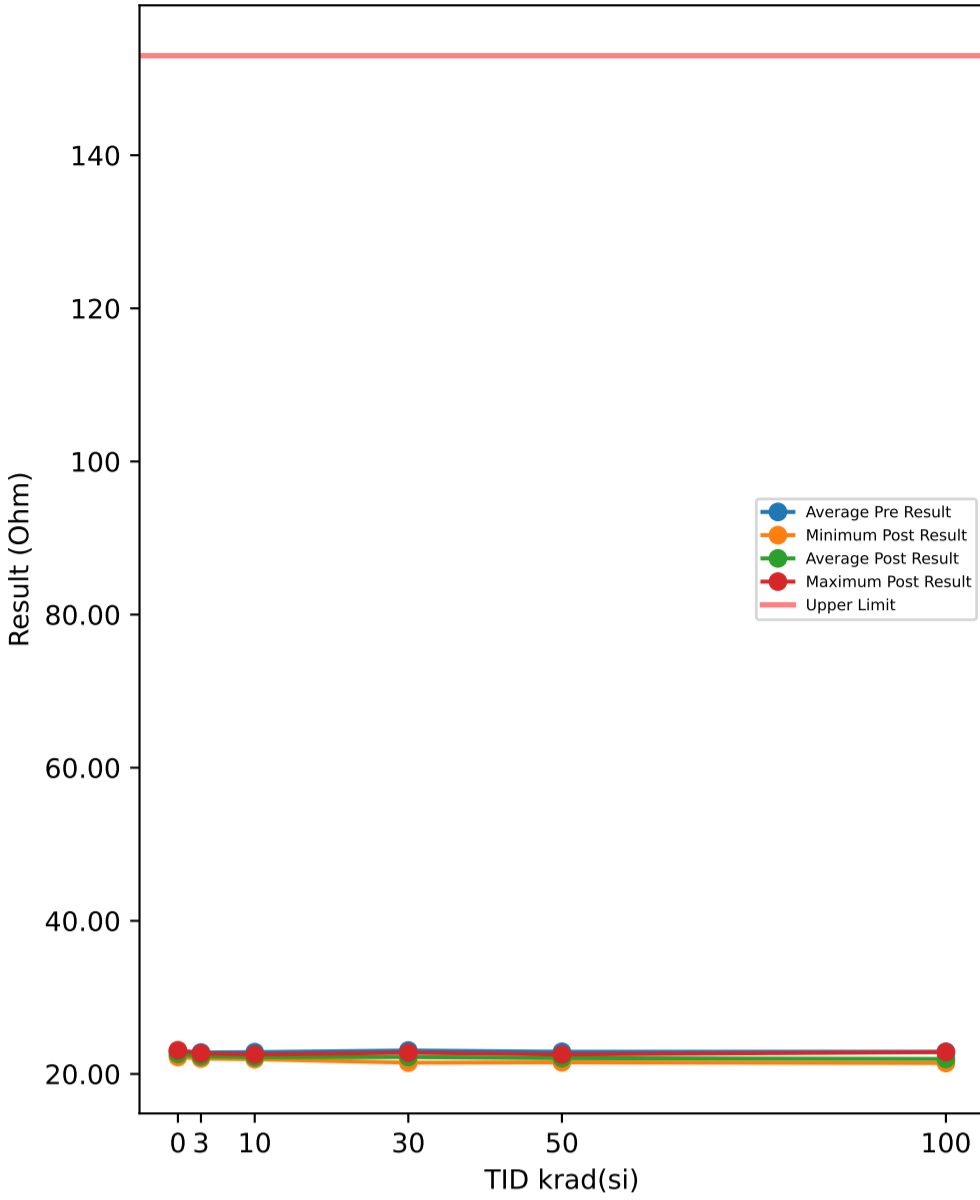


Test Statistics (Ohm)

krad(si)	Pre Exposure Min	Pre Exposure Avg	Pre Exposure Max	Pre Exposure Std	Post Exposure Min	Post Exposure Avg	Post Exposure Max	Post Exposure Std	Min Delta	Avg Delta	Max Delta	Std Delta
0	26.756	27.362	28.49	0.66002	26.455	26.826	27.269	0.30749	-1.221	-0.5362	-0.288	0.39292
3	26.556	27.192	28.281	0.6654	25.569	26.228	27.177	0.4958	-1.754	-0.9634	-0.425	0.48386
10	26.606	27.155	28.089	0.47602	25.099	25.798	26.347	0.39998	-2.558	-1.3569	-0.536	0.71153
30	26.485	27.542	28.369	0.60368	23.458	25.315	27.125	1.4595	-3.93	-2.2276	-0.833	1.2722
50	26.282	27.215	28.356	0.63671	22.911	24.781	26.511	1.6104	-4.397	-2.4339	-0.908	1.3596
100	26.462	27.396	28.824	0.61116	22.054	24.256	26.086	1.631	-5.457	-3.1392	-1.302	1.7256

Device Test: 35.6 ILTIMER_PDR(ILT_PDresistance_10mA_Vin5p0V)

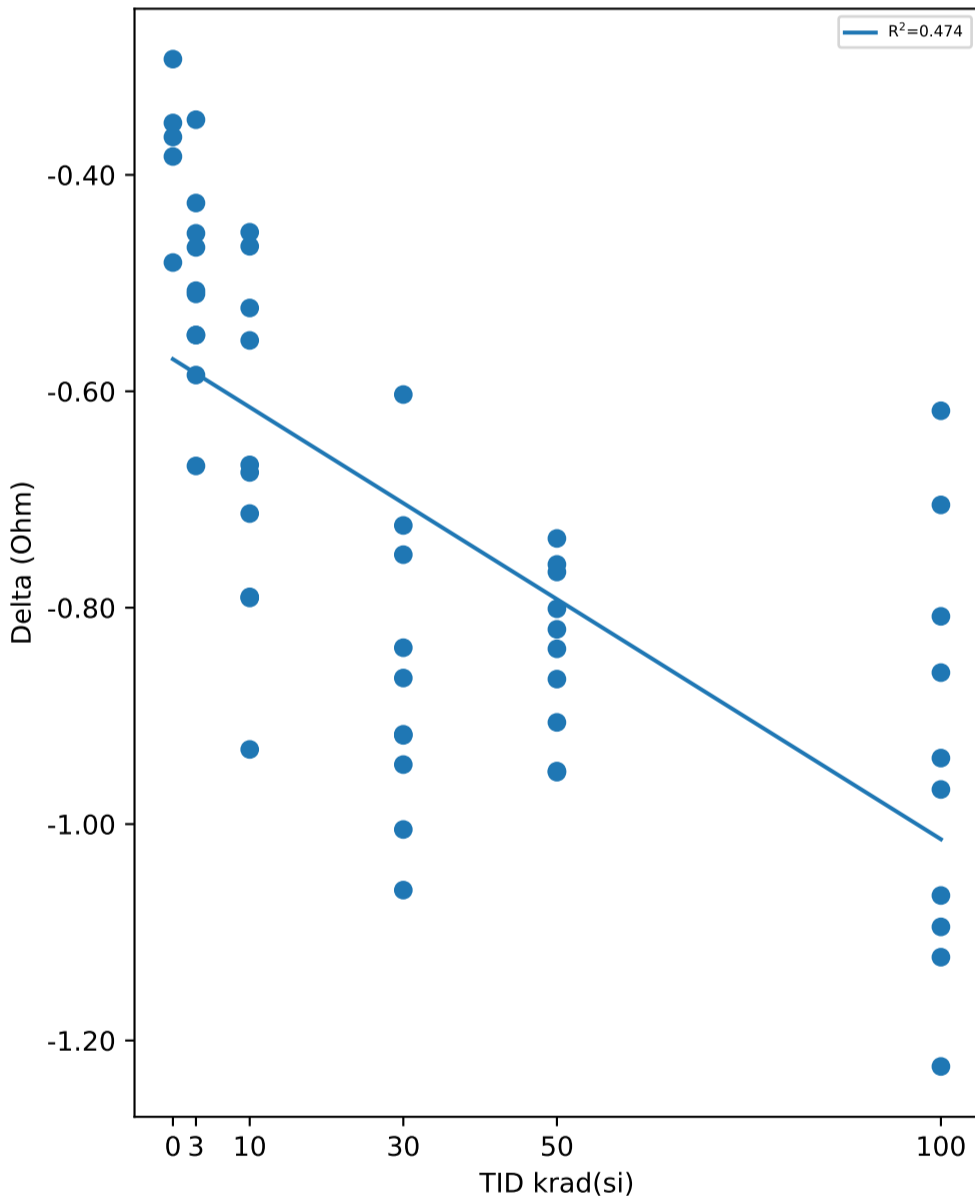
TID vs Result Stats



Test Results (Upper Limit = 153.0 (Ohm))

Serial #	krad(si)	Exposure Conditions	Pre Result	Post Result	Delta
1	3	7V Biased HDR	23.039	22.529	-0.51
2	3	7V Biased HDR	22.784	22.115	-0.669
3	3	7V Biased HDR	22.56	22.012	-0.548
4	3	7V Biased HDR	22.69	22.223	-0.467
5	3	7V Biased HDR	22.869	22.362	-0.507
6	3	Unbiased HDR	22.957	22.372	-0.585
7	3	Unbiased HDR	23.133	22.679	-0.454
8	3	Unbiased HDR	22.373	22.024	-0.349
9	3	Unbiased HDR	22.85	22.424	-0.426
10	3	Unbiased HDR	22.807	22.259	-0.548
11	10	7V Biased HDR	23.33	22.539	-0.791
12	10	7V Biased HDR	22.59	21.922	-0.668
13	10	7V Biased HDR	22.857	22.144	-0.713
14	10	7V Biased HDR	23.286	22.355	-0.931
15	10	7V Biased HDR	23.07	22.28	-0.79
16	10	Unbiased HDR	22.751	22.285	-0.466
17	10	Unbiased HDR	22.652	22.129	-0.523
18	10	Unbiased HDR	22.683	22.008	-0.675
19	10	Unbiased HDR	22.771	22.218	-0.553
20	10	Unbiased HDR	22.484	22.031	-0.453
21	30	7V Biased HDR	22.861	21.916	-0.945
22	30	7V Biased HDR	22.538	21.477	-1.061
23	30	7V Biased HDR	23.535	22.53	-1.005
24	30	7V Biased HDR	22.716	21.851	-0.865
25	30	7V Biased HDR	22.741	21.824	-0.917
26	30	Unbiased HDR	23.538	22.62	-0.918
27	30	Unbiased HDR	23.516	22.765	-0.751
28	30	Unbiased HDR	22.619	22.016	-0.603
29	30	Unbiased HDR	23.121	22.397	-0.724
30	30	Unbiased HDR	23.438	22.601	-0.837
31	50	7V Biased HDR	22.785	21.965	-0.82
32	50	7V Biased HDR	22.247	21.511	-0.736
33	50	7V Biased HDR	22.696	21.895	-0.801
34	50	7V Biased HDR	22.7	21.749	-0.951
35	50	7V Biased HDR	22.694	21.828	-0.866
36	50	Unbiased HDR	22.823	22.063	-0.76
37	50	Unbiased HDR	23.378	22.54	-0.838
38	50	Unbiased HDR	23.194	22.242	-0.952
39	50	Unbiased HDR	23.233	22.327	-0.906
40	50	Unbiased HDR	23.206	22.439	-0.767
41	100	7V Biased HDR	23.663	22.855	-0.808
42	100	7V Biased HDR	22.878	22.018	-0.86
43	100	7V Biased HDR	22.518	21.423	-1.095
44	100	7V Biased HDR	23.409	22.704	-0.705
45	100	7V Biased HDR	22.213	21.595	-0.618
46	100	Unbiased HDR	22.833	21.71	-1.123
47	100	Unbiased HDR	22.989	21.923	-1.066
48	100	Unbiased HDR	22.824	21.885	-0.939
49	100	Unbiased HDR	22.498	21.53	-0.968
50	100	Unbiased HDR	23.175	21.951	-1.224
51	0	Correlation	22.592	22.209	-0.383
52	0	Correlation	22.786	22.493	-0.293
53	0	Correlation	23.445	23.093	-0.352
54	0	Correlation	22.922	22.441	-0.481
55	0	Correlation	23.218	22.853	-0.365

TID vs Post - Pre Exposure Delta

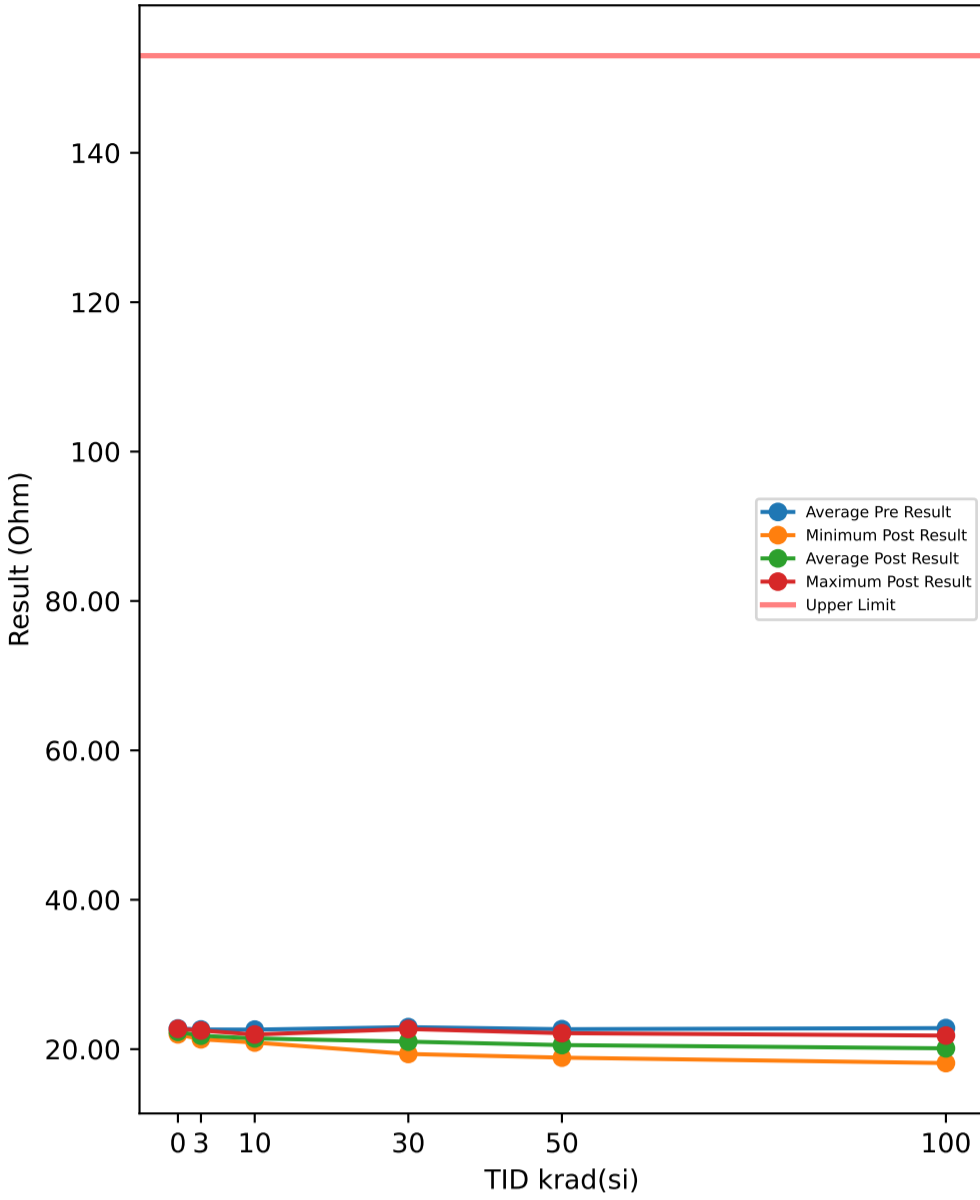


Test Statistics (Ohm)

krad(si)	Pre Exposure Min	Pre Exposure Avg	Pre Exposure Max	Pre Exposure Std	Post Exposure Min	Post Exposure Avg	Post Exposure Max	Post Exposure Std	Min Delta	Avg Delta	Max Delta	Std Delta
0	22.592	22.993	23.445	0.34045	22.209	22.618	23.093	0.35181	-0.481	-0.3748	-0.293	0.068288
3	22.373	22.806	23.133	0.22407	22.012	22.3	22.679	0.21639	-0.669	-0.5063	-0.349	0.089211
10	22.484	22.847	23.33	0.28936	21.922	22.191	22.539	0.18348	-0.931	-0.6563	-0.453	0.15676
30	22.538	23.062	23.538	0.41302	21.477	22.2	22.765	0.43519	-1.061	-0.8626	-0.603	0.13831
50	22.247	22.896	23.378	0.34783	21.511	22.056	22.54	0.3277	-0.952	-0.8397	-0.736	0.077722
100	22.213	22.9	23.663	0.43653	21.423	21.959	22.855	0.47539	-1.224	-0.9406	-0.618	0.19367

Device Test: 35.7 RTIMER_PDR(RT_PDresistance_10mA_Vin5p0V)

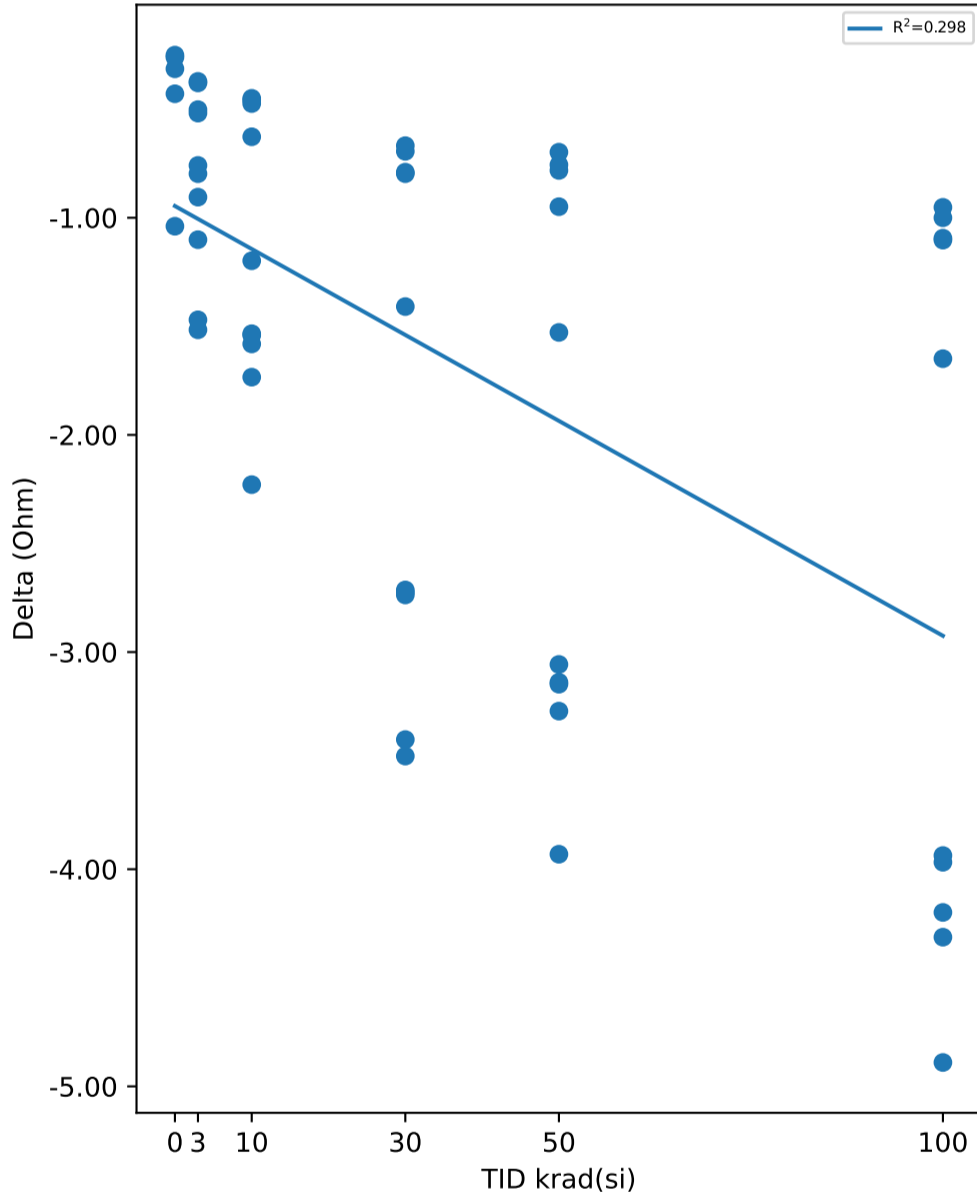
TID vs Result Stats



Test Results (Upper Limit = 153.0 (Ohm))

Serial #	krad(si)	Exposure Conditions	Pre Result	Post Result	Delta
1	3	7V Biased HDR	23.486	21.97	-1.516
2	3	7V Biased HDR	22.224	21.319	-0.905
3	3	7V Biased HDR	22.133	21.374	-0.759
4	3	7V Biased HDR	22.259	21.462	-0.797
5	3	7V Biased HDR	23.121	21.651	-1.47
6	3	Unbiased HDR	22.426	21.908	-0.518
7	3	Unbiased HDR	22.867	22.495	-0.372
8	3	Unbiased HDR	22.111	21.732	-0.379
9	3	Unbiased HDR	23.305	22.204	-1.101
10	3	Unbiased HDR	22.428	21.926	-0.502
11	10	7V Biased HDR	22.853	21.312	-1.541
12	10	7V Biased HDR	22.42	20.886	-1.534
13	10	7V Biased HDR	23.266	21.037	-2.229
14	10	7V Biased HDR	22.866	21.132	-1.734
15	10	7V Biased HDR	22.765	21.184	-1.581
16	10	Unbiased HDR	22.42	21.961	-0.459
17	10	Unbiased HDR	22.959	21.761	-1.198
18	10	Unbiased HDR	22.142	21.515	-0.627
19	10	Unbiased HDR	22.284	21.834	-0.45
20	10	Unbiased HDR	22.22	21.746	-0.474
21	30	7V Biased HDR	23.384	19.905	-3.479
22	30	7V Biased HDR	22.073	19.359	-2.714
23	30	7V Biased HDR	22.88	20.155	-2.725
24	30	7V Biased HDR	22.533	19.796	-2.737
25	30	7V Biased HDR	23.09	19.687	-3.403
26	30	Unbiased HDR	23.209	22.412	-0.797
27	30	Unbiased HDR	23.388	22.694	-0.694
28	30	Unbiased HDR	22.281	21.613	-0.668
29	30	Unbiased HDR	23.632	22.223	-1.409
30	30	Unbiased HDR	23.027	22.237	-0.79
31	50	7V Biased HDR	22.356	19.217	-3.139
32	50	7V Biased HDR	21.922	18.865	-3.057
33	50	7V Biased HDR	23.336	19.405	-3.931
34	50	7V Biased HDR	22.284	19.012	-3.272
35	50	7V Biased HDR	22.185	19.037	-3.148
36	50	Unbiased HDR	22.505	21.807	-0.698
37	50	Unbiased HDR	23.667	22.139	-1.528
38	50	Unbiased HDR	22.764	21.815	-0.949
39	50	Unbiased HDR	22.817	22.061	-0.756
40	50	Unbiased HDR	22.904	22.122	-0.782
41	100	7V Biased HDR	24.142	19.252	-4.89
42	100	7V Biased HDR	22.541	18.604	-3.937
43	100	7V Biased HDR	22.107	18.139	-3.968
44	100	7V Biased HDR	23.258	19.059	-4.199
45	100	7V Biased HDR	22.66	18.347	-4.313
46	100	Unbiased HDR	22.627	21.524	-1.103
47	100	Unbiased HDR	22.772	21.82	-0.952
48	100	Unbiased HDR	22.512	21.512	-1
49	100	Unbiased HDR	22.915	21.266	-1.649
50	100	Unbiased HDR	22.684	21.59	-1.094
51	0	Correlation	22.244	21.983	-0.261
52	0	Correlation	22.511	22.197	-0.314
53	0	Correlation	23.755	22.716	-1.039
54	0	Correlation	22.578	22.149	-0.429
55	0	Correlation	22.785	22.534	-0.251

TID vs Post - Pre Exposure Delta

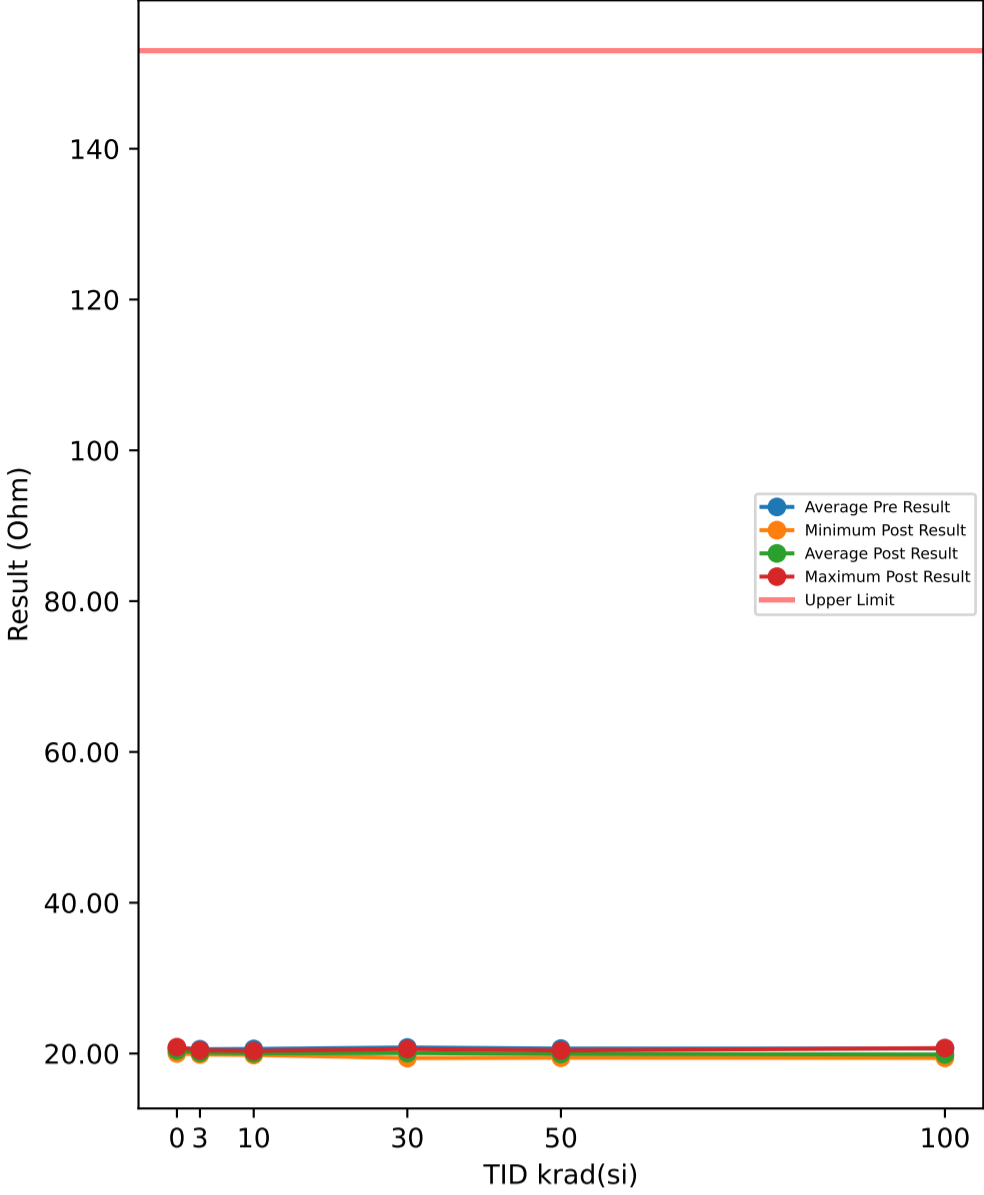


Test Statistics (Ohm)

krad(si)	Pre Exposure Min	Pre Exposure Avg	Pre Exposure Max	Pre Exposure Std	Post Exposure Min	Post Exposure Avg	Post Exposure Max	Post Exposure Std	Min Delta	Avg Delta	Max Delta	Std Delta
0	22.244	22.775	23.755	0.58116	21.983	22.316	22.716	0.30019	-1.039	-0.4588	-0.251	0.33196
3	22.111	22.636	23.486	0.51495	21.319	21.804	22.495	0.37363	-1.516	-0.8319	-0.372	0.41945
10	22.142	22.619	23.266	0.3726	20.886	21.437	21.961	0.37638	-2.229	-1.1827	-0.45	0.63953
30	22.073	22.95	23.632	0.50918	19.359	21.008	22.694	1.3352	-3.479	-1.9416	-0.668	1.1757
50	21.922	22.674	23.667	0.53667	18.865	20.548	22.139	1.529	-3.931	-2.126	-0.698	1.2899
100	22.107	22.822	24.142	0.54906	18.139	20.111	21.82	1.5462	-4.89	-2.7105	-0.952	1.6654

Device Test: 35.8 ILTIMER_PDR(ILT_PDresistance_10mA_Vin7p0V)

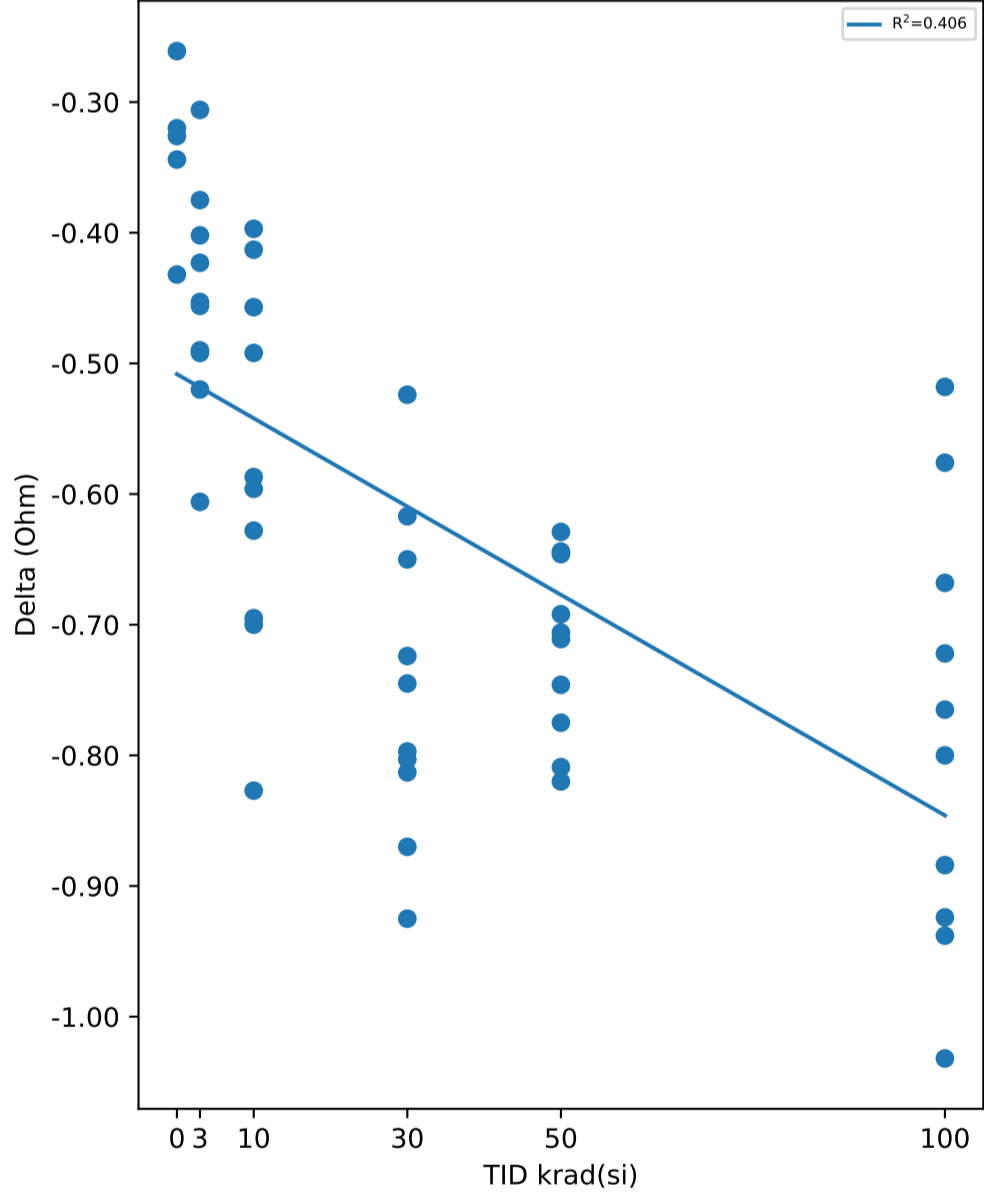
TID vs Result Stats



Test Results (Upper Limit = 153.0 (Ohm))

Serial #	krad(si)	Exposure Conditions	Pre Result	Post Result	Delta
1	3	7V Biased HDR	20.756	20.303	-0.453
2	3	7V Biased HDR	20.586	19.98	-0.606
3	3	7V Biased HDR	20.362	19.87	-0.492
4	3	7V Biased HDR	20.52	20.097	-0.423
5	3	7V Biased HDR	20.569	20.113	-0.456
6	3	Unbiased HDR	20.702	20.182	-0.52
7	3	Unbiased HDR	20.84	20.438	-0.402
8	3	Unbiased HDR	20.181	19.875	-0.306
9	3	Unbiased HDR	20.605	20.23	-0.375
10	3	Unbiased HDR	20.58	20.09	-0.49
11	10	7V Biased HDR	21.041	20.341	-0.7
12	10	7V Biased HDR	20.396	19.809	-0.587
13	10	7V Biased HDR	20.578	19.95	-0.628
14	10	7V Biased HDR	21.058	20.231	-0.827
15	10	7V Biased HDR	20.781	20.086	-0.695
16	10	Unbiased HDR	20.545	20.132	-0.413
17	10	Unbiased HDR	20.439	19.982	-0.457
18	10	Unbiased HDR	20.459	19.863	-0.596
19	10	Unbiased HDR	20.554	20.062	-0.492
20	10	Unbiased HDR	20.259	19.862	-0.397
21	30	7V Biased HDR	20.627	19.814	-0.813
22	30	7V Biased HDR	20.325	19.4	-0.925
23	30	7V Biased HDR	21.259	20.389	-0.87
24	30	7V Biased HDR	20.487	19.742	-0.745
25	30	7V Biased HDR	20.511	19.714	-0.797
26	30	Unbiased HDR	21.239	20.436	-0.803
27	30	Unbiased HDR	21.249	20.599	-0.65
28	30	Unbiased HDR	20.402	19.878	-0.524
29	30	Unbiased HDR	20.839	20.222	-0.617
30	30	Unbiased HDR	21.125	20.401	-0.724
31	50	7V Biased HDR	20.527	19.821	-0.706
32	50	7V Biased HDR	20.073	19.444	-0.629
33	50	7V Biased HDR	20.47	19.778	-0.692
34	50	7V Biased HDR	20.456	19.636	-0.82
35	50	7V Biased HDR	20.485	19.739	-0.746
36	50	Unbiased HDR	20.597	19.953	-0.644
37	50	Unbiased HDR	21.113	20.402	-0.711
38	50	Unbiased HDR	20.946	20.137	-0.809
39	50	Unbiased HDR	21.005	20.23	-0.775
40	50	Unbiased HDR	20.902	20.256	-0.646
41	100	7V Biased HDR	21.394	20.726	-0.668
42	100	7V Biased HDR	20.624	19.902	-0.722
43	100	7V Biased HDR	20.344	19.42	-0.924
44	100	7V Biased HDR	21.117	20.541	-0.576
45	100	7V Biased HDR	20.047	19.529	-0.518
46	100	Unbiased HDR	20.591	19.653	-0.938
47	100	Unbiased HDR	20.728	19.844	-0.884
48	100	Unbiased HDR	20.544	19.779	-0.765
49	100	Unbiased HDR	20.269	19.469	-0.8
50	100	Unbiased HDR	20.902	19.87	-1.032
51	0	Correlation	20.355	20.011	-0.344
52	0	Correlation	20.534	20.273	-0.261
53	0	Correlation	21.166	20.846	-0.32
54	0	Correlation	20.664	20.232	-0.432
55	0	Correlation	20.988	20.662	-0.326

TID vs Post - Pre Exposure Delta

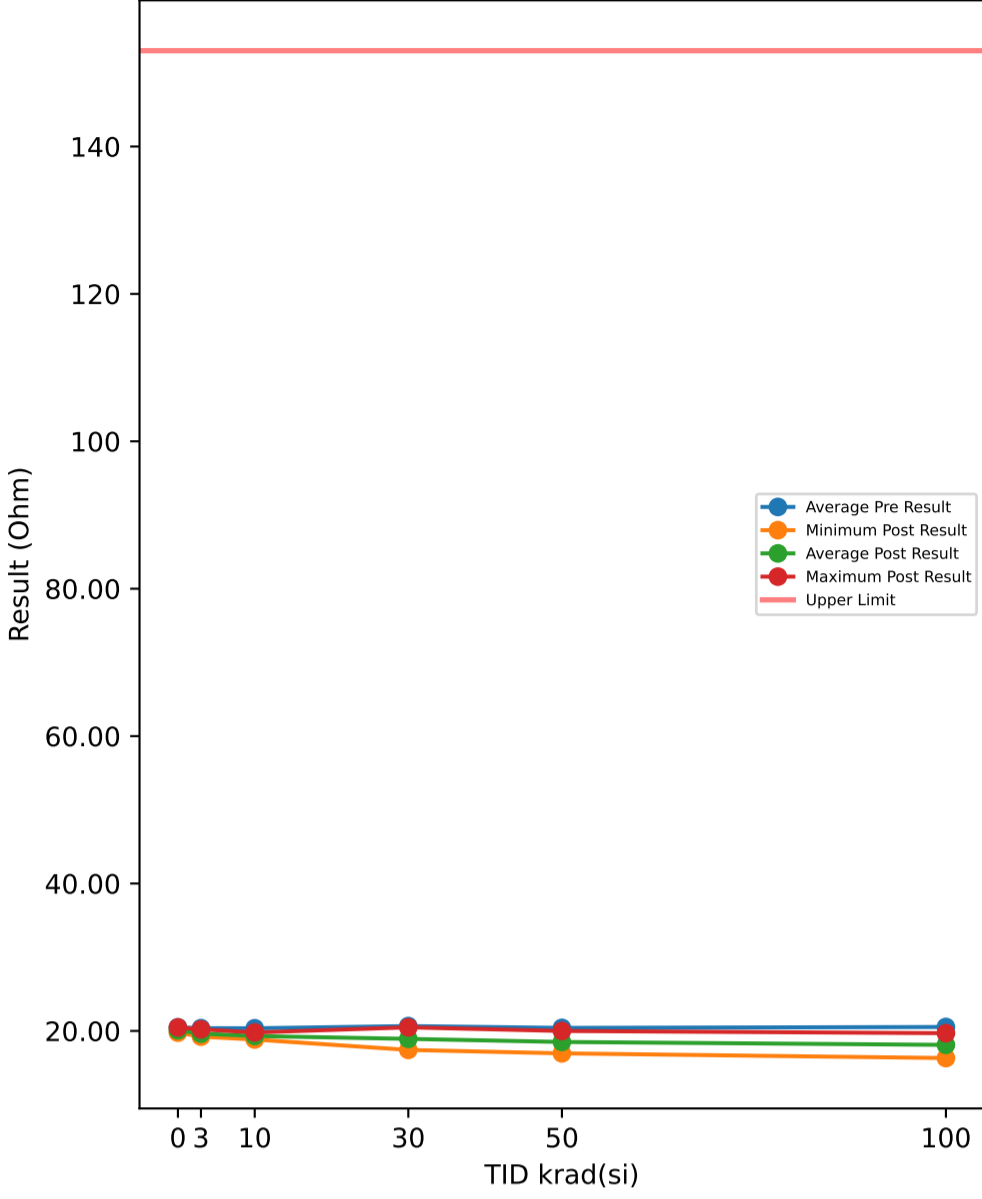


Test Statistics (Ohm)

krad(si)	Pre Exposure Min	Pre Exposure Avg	Pre Exposure Max	Pre Exposure Std	Post Exposure Min	Post Exposure Avg	Post Exposure Max	Post Exposure Std	Min Delta	Avg Delta	Max Delta	Std Delta
0	20.355	20.741	21.166	0.33144	20.011	20.405	20.846	0.34026	-0.432	-0.3366	-0.261	0.061764
3	20.181	20.57	20.84	0.18962	19.87	20.118	20.438	0.18077	-0.606	-0.4523	-0.306	0.08299
10	20.259	20.611	21.058	0.26773	19.809	20.032	20.341	0.17169	-0.827	-0.5792	-0.397	0.13964
30	20.325	20.806	21.259	0.38111	19.4	20.059	20.599	0.39899	-0.925	-0.7468	-0.524	0.12174
50	20.073	20.657	21.113	0.32302	19.444	19.94	20.402	0.30833	-0.82	-0.7178	-0.629	0.068449
100	20.047	20.656	21.394	0.40258	19.42	19.873	20.726	0.4371	-1.032	-0.7827	-0.518	0.16558

Device Test: 35.9 RTIMER_PDR(RT_PDresistance_10mA_Vin7p0V)

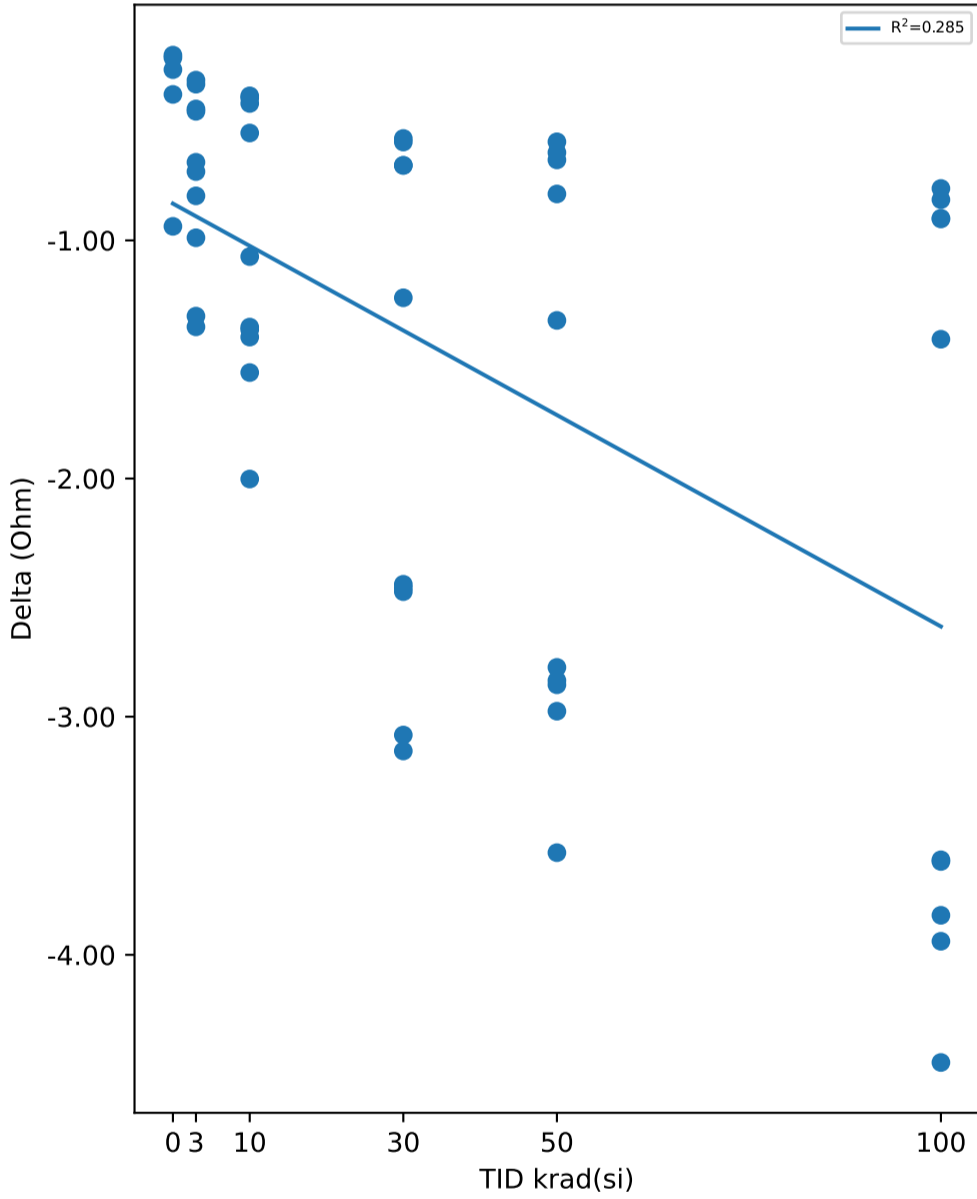
TID vs Result Stats



Test Results (Upper Limit = 153.0 (Ohm))

Serial #	krad(si)	Exposure Conditions	Pre Result	Post Result	Delta
1	3	7V Biased HDR	21.118	19.755	-1.363
2	3	7V Biased HDR	20.036	19.223	-0.813
3	3	7V Biased HDR	19.934	19.262	-0.672
4	3	7V Biased HDR	20.086	19.375	-0.711
5	3	7V Biased HDR	20.76	19.442	-1.318
6	3	Unbiased HDR	20.179	19.721	-0.458
7	3	Unbiased HDR	20.542	20.215	-0.327
8	3	Unbiased HDR	19.91	19.566	-0.344
9	3	Unbiased HDR	20.977	19.988	-0.989
10	3	Unbiased HDR	20.185	19.737	-0.448
11	10	7V Biased HDR	20.561	19.186	-1.375
12	10	7V Biased HDR	20.198	18.834	-1.364
13	10	7V Biased HDR	20.9	18.898	-2.002
14	10	7V Biased HDR	20.628	19.073	-1.555
15	10	7V Biased HDR	20.456	19.05	-1.406
16	10	Unbiased HDR	20.191	19.789	-0.402
17	10	Unbiased HDR	20.679	19.611	-1.068
18	10	Unbiased HDR	19.921	19.372	-0.549
19	10	Unbiased HDR	20.081	19.688	-0.393
20	10	Unbiased HDR	19.986	19.561	-0.425
21	30	7V Biased HDR	21.054	17.91	-3.144
22	30	7V Biased HDR	19.867	17.423	-2.444
23	30	7V Biased HDR	20.633	18.174	-2.459
24	30	7V Biased HDR	20.27	17.795	-2.475
25	30	7V Biased HDR	20.792	17.715	-3.077
26	30	Unbiased HDR	20.879	20.194	-0.685
27	30	Unbiased HDR	21.072	20.485	-0.587
28	30	Unbiased HDR	20.053	19.481	-0.572
29	30	Unbiased HDR	21.259	20.018	-1.241
30	30	Unbiased HDR	20.705	20.02	-0.685
31	50	7V Biased HDR	20.09	17.242	-2.848
32	50	7V Biased HDR	19.75	16.957	-2.793
33	50	7V Biased HDR	20.989	17.418	-3.571
34	50	7V Biased HDR	20.034	17.057	-2.977
35	50	7V Biased HDR	19.985	17.119	-2.866
36	50	Unbiased HDR	20.254	19.668	-0.586
37	50	Unbiased HDR	21.33	19.994	-1.336
38	50	Unbiased HDR	20.499	19.694	-0.805
39	50	Unbiased HDR	20.578	19.947	-0.631
40	50	Unbiased HDR	20.596	19.934	-0.662
41	100	7V Biased HDR	21.766	17.314	-4.452
42	100	7V Biased HDR	20.257	16.656	-3.601
43	100	7V Biased HDR	19.926	16.318	-3.608
44	100	7V Biased HDR	20.936	17.102	-3.834
45	100	7V Biased HDR	20.404	16.461	-3.943
46	100	Unbiased HDR	20.337	19.43	-0.907
47	100	Unbiased HDR	20.476	19.694	-0.782
48	100	Unbiased HDR	20.234	19.405	-0.829
49	100	Unbiased HDR	20.613	19.198	-1.415
50	100	Unbiased HDR	20.409	19.499	-0.91
51	0	Correlation	19.999	19.766	-0.233
52	0	Correlation	20.238	19.955	-0.283
53	0	Correlation	21.408	20.467	-0.941
54	0	Correlation	20.297	19.91	-0.387
55	0	Correlation	20.548	20.326	-0.222

TID vs Post - Pre Exposure Delta

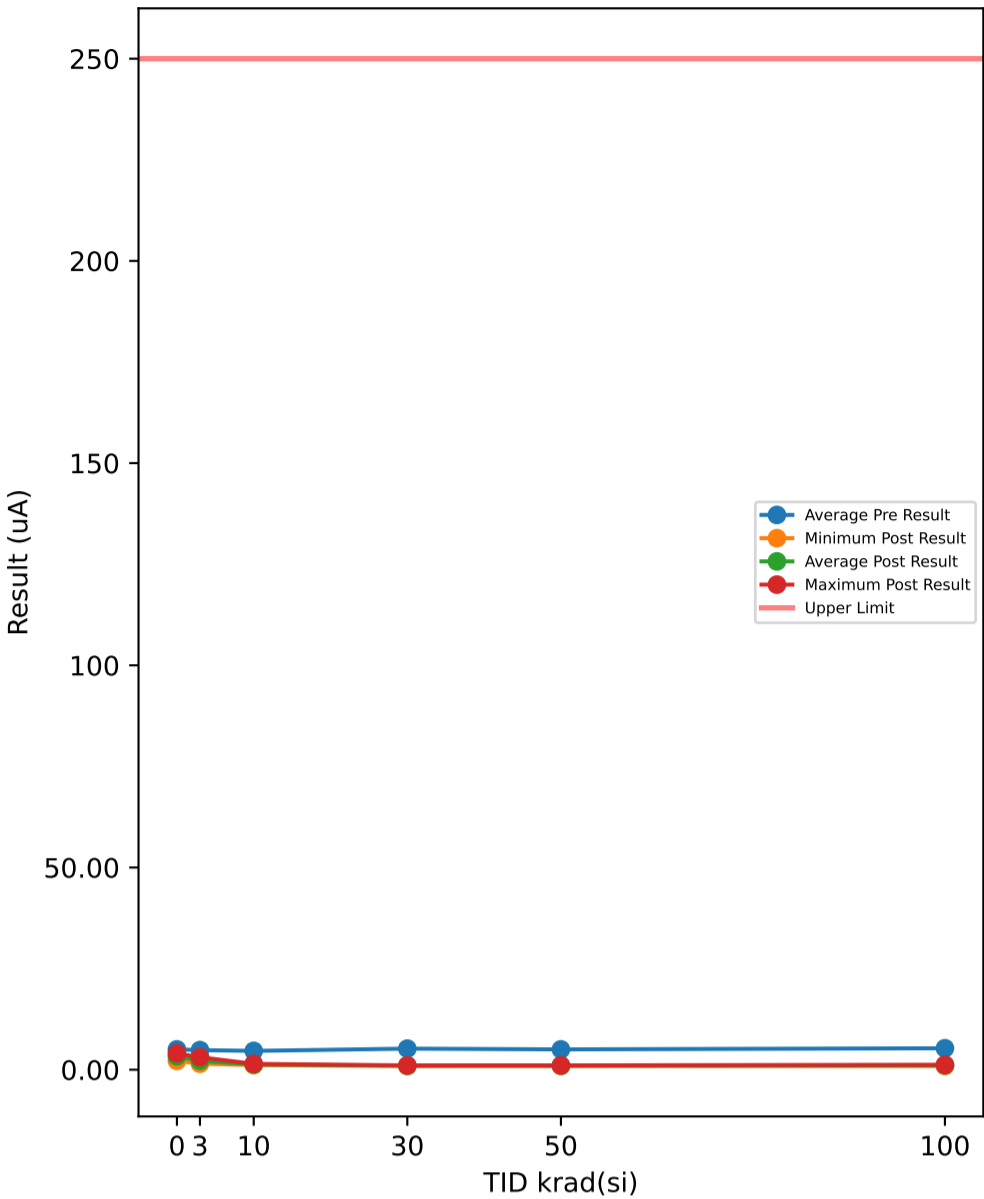


Test Statistics (Ohm)

krad(si)	Pre Exposure Min	Pre Exposure Avg	Pre Exposure Max	Pre Exposure Std	Post Exposure Min	Post Exposure Avg	Post Exposure Max	Post Exposure Std	Min Delta	Avg Delta	Max Delta	Std Delta
0	19.999	20.498	21.408	0.54489	19.766	20.085	20.467	0.29719	-0.941	-0.4132	-0.222	0.30218
3	19.91	20.373	21.118	0.44399	19.223	19.628	20.215	0.3182	-1.363	-0.7443	-0.327	0.37815
10	19.921	20.36	20.9	0.32999	18.834	19.306	19.789	0.34401	-2.002	-1.0539	-0.393	0.57597
30	19.867	20.658	21.259	0.45962	17.423	18.922	20.485	1.2174	-3.144	-1.7369	-0.572	1.0791
50	19.75	20.41	21.33	0.48725	16.957	18.503	19.994	1.4258	-3.571	-1.9075	-0.586	1.2004
100	19.926	20.536	21.766	0.50517	16.318	18.108	19.694	1.4428	-4.452	-2.4281	-0.782	1.5651

Device Test: 4.1 FORWARD_LEAKAGE(Forward_Leakage_1p5V)

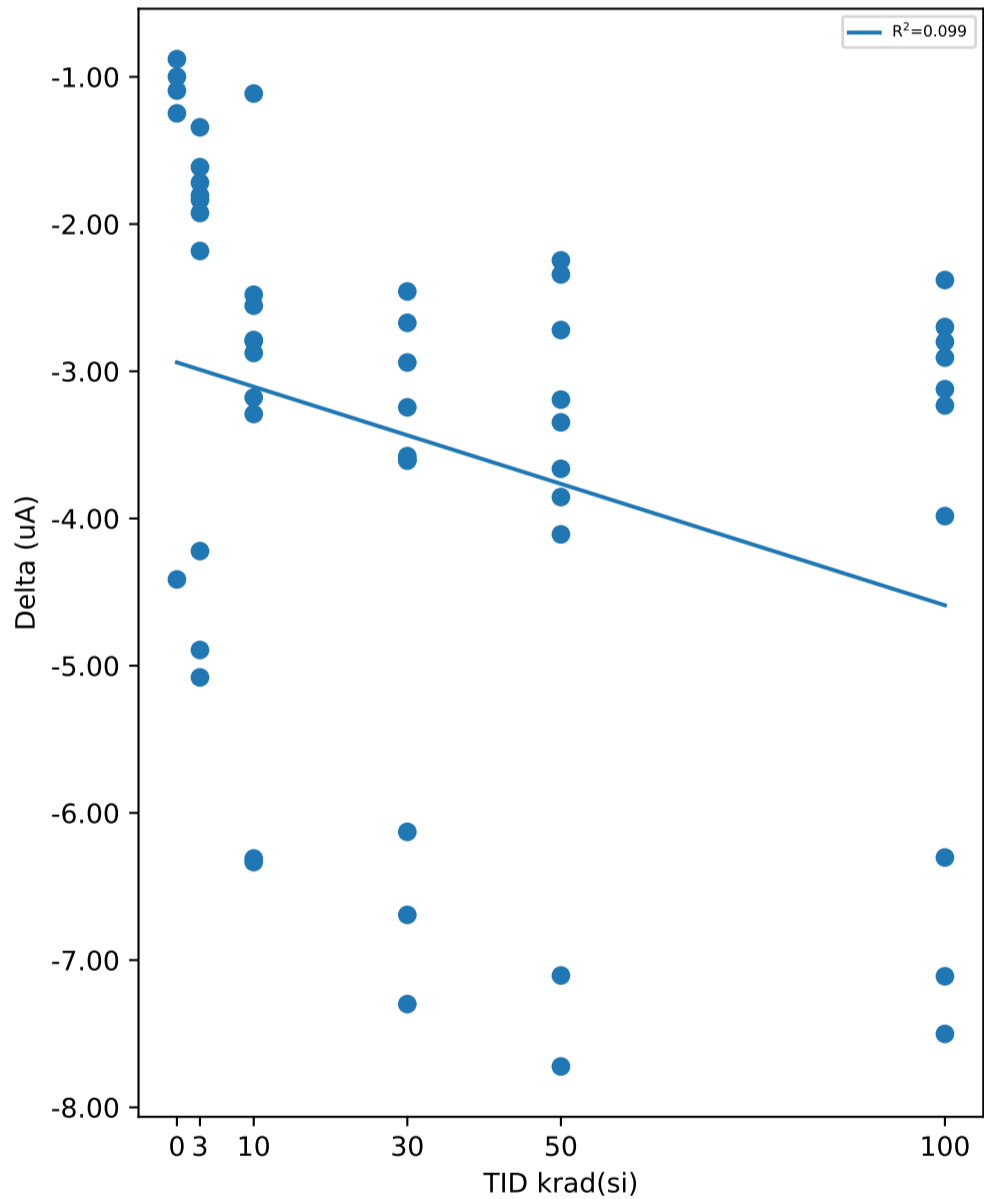
TID vs Result Stats



Test Results (Upper Limit = 250.0 (uA))

Serial #	krad(si)	Exposure Conditions	Pre Result	Post Result	Delta
1	3	7V Biased HDR	6.7825	1.8892	-4.8933
2	3	7V Biased HDR	4.8976	3.0923	-1.8053
3	3	7V Biased HDR	4.0063	2.0817	-1.9246
4	3	7V Biased HDR	3.6162	2.2735	-1.3427
5	3	7V Biased HDR	5.7144	1.493	-4.2214
6	3	Unbiased HDR	3.655	2.0418	-1.6132
7	3	Unbiased HDR	4.751	2.568	-2.183
8	3	Unbiased HDR	4.1228	2.4046	-1.7182
9	3	Unbiased HDR	6.9809	1.9012	-5.0797
10	3	Unbiased HDR	3.9903	2.1542	-1.8361
11	10	7V Biased HDR	4.0767	1.201	-2.8757
12	10	7V Biased HDR	4.7447	1.4545	-3.2902
13	10	7V Biased HDR	7.5415	1.2319	-6.3096
14	10	7V Biased HDR	2.2572	1.1438	-1.1134
15	10	7V Biased HDR	3.6379	1.1582	-2.4797
16	10	Unbiased HDR	4.2473	1.4529	-2.7944
17	10	Unbiased HDR	7.5901	1.2561	-6.334
18	10	Unbiased HDR	3.8487	1.2942	-2.5545
19	10	Unbiased HDR	4.5238	1.3452	-3.1786
20	10	Unbiased HDR	4.1004	1.3128	-2.7876
21	30	7V Biased HDR	8.2168	0.9181	-7.2987
22	30	7V Biased HDR	4.314	1.0692	-3.2448
23	30	7V Biased HDR	4.5478	0.9406	-3.6072
24	30	7V Biased HDR	4.6092	1.033	-3.5762
25	30	7V Biased HDR	7.0441	0.9153	-6.1288
26	30	Unbiased HDR	3.7401	1.0692	-2.6709
27	30	Unbiased HDR	4.5468	0.9471	-3.5997
28	30	Unbiased HDR	3.9888	1.0486	-2.9402
29	30	Unbiased HDR	7.6304	0.9377	-6.6927
30	30	Unbiased HDR	3.5161	1.0584	-2.4577
31	50	7V Biased HDR	4.2988	0.9518	-3.347
32	50	7V Biased HDR	4.711	1.0485	-3.6625
33	50	7V Biased HDR	8.6447	0.9222	-7.7225
34	50	7V Biased HDR	3.2934	1.0468	-2.2466
35	50	7V Biased HDR	5.0694	0.9615	-4.1079
36	50	Unbiased HDR	4.2572	1.0647	-3.1925
37	50	Unbiased HDR	8.0276	0.9231	-7.1045
38	50	Unbiased HDR	4.9126	1.0581	-3.8545
39	50	Unbiased HDR	3.3063	0.9639	-2.3424
40	50	Unbiased HDR	3.7958	1.0759	-2.7199
41	100	7V Biased HDR	7.2112	0.9082	-6.303
42	100	7V Biased HDR	4.3398	1.1075	-3.2323
43	100	7V Biased HDR	4.9917	1.0079	-3.9838
44	100	7V Biased HDR	4.0173	1.1099	-2.9074
45	100	7V Biased HDR	8.1	0.9902	-7.1098
46	100	Unbiased HDR	3.5832	1.203	-2.3802
47	100	Unbiased HDR	3.9501	1.1502	-2.7999
48	100	Unbiased HDR	4.3504	1.2289	-3.1215
49	100	Unbiased HDR	8.628	1.1268	-7.5012
50	100	Unbiased HDR	3.9089	1.2096	-2.6993
51	0	Correlation	4.7858	3.5381	-1.2477
52	0	Correlation	4.057	3.1775	-0.8795
53	0	Correlation	8.4528	4.0389	-4.4139
54	0	Correlation	4.6723	3.579	-1.0933
55	0	Correlation	3.1866	2.1876	-0.999

TID vs Post - Pre Exposure Delta

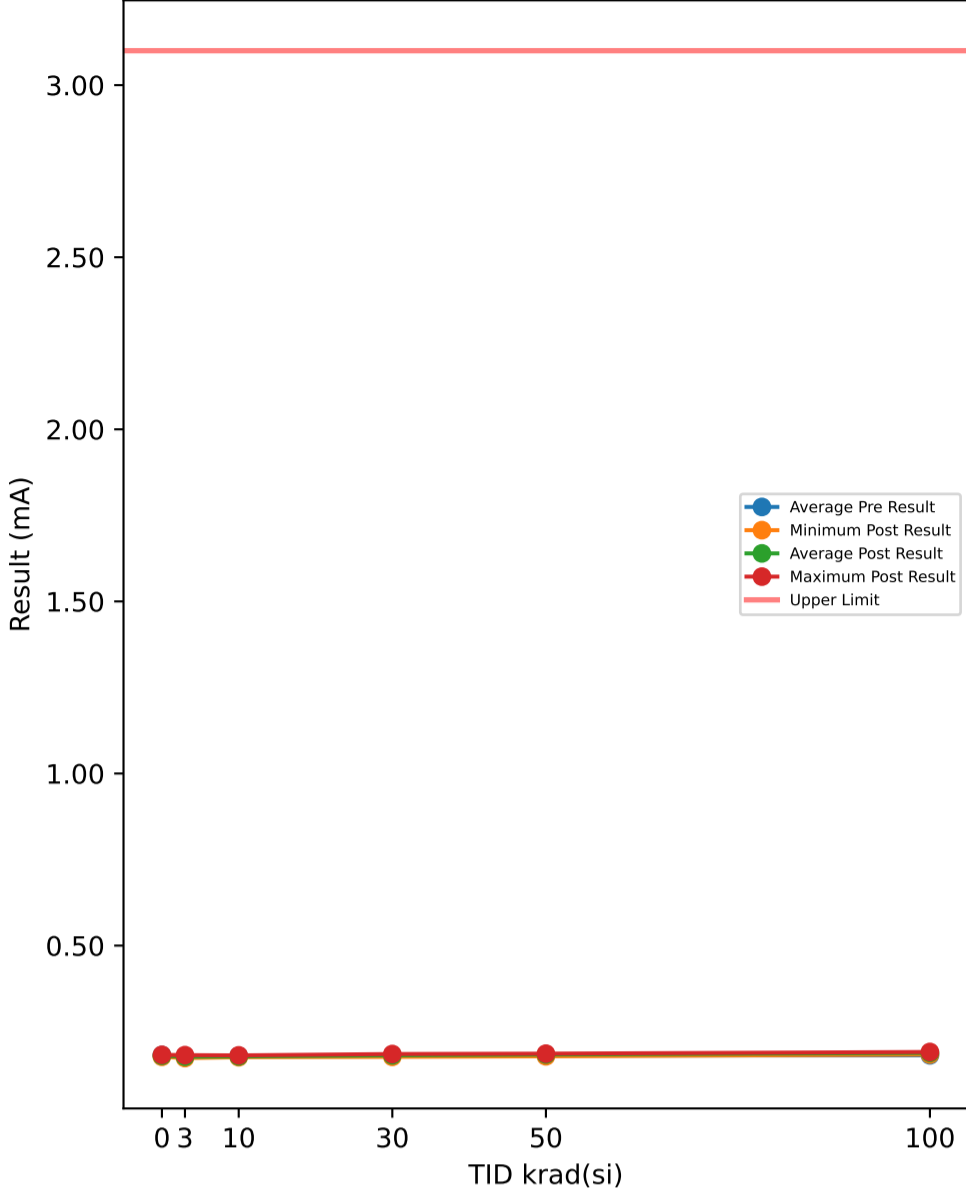


Test Statistics (uA)

krad(si)	Pre Exposure Min	Pre Exposure Avg	Pre Exposure Max	Pre Exposure Std	Post Exposure Min	Post Exposure Avg	Post Exposure Max	Post Exposure Std	Min Delta	Avg Delta	Max Delta	Std Delta
0	3.1866	5.0309	8.4528	2.0154	2.1876	3.3042	4.0389	0.69514	-4.4139	-1.7267	-0.8795	1.5082
3	3.6162	4.8517	6.9809	1.2456	1.493	2.19	3.0923	0.43522	-5.0797	-2.6618	-1.3427	1.4597
10	2.2572	4.6568	7.5901	1.6738	1.1438	1.2851	1.4545	0.10961	-6.334	-3.3718	-1.1134	1.6645
30	3.5161	5.2154	8.2168	1.7265	0.9153	0.99372	1.0692	0.066778	-7.2987	-4.2217	-2.4577	1.7797
50	3.2934	5.0317	8.6447	1.8502	0.9222	1.0017	1.0759	0.062283	-7.7225	-4.03	-2.2466	1.8907
100	3.5832	5.3081	8.628	1.9101	0.9082	1.1042	1.2289	0.10529	-7.5012	-4.2038	-2.3802	1.9756

Device Test: 4.2 ISD_VIN_1p8V(ISD_Vin_1p8V)

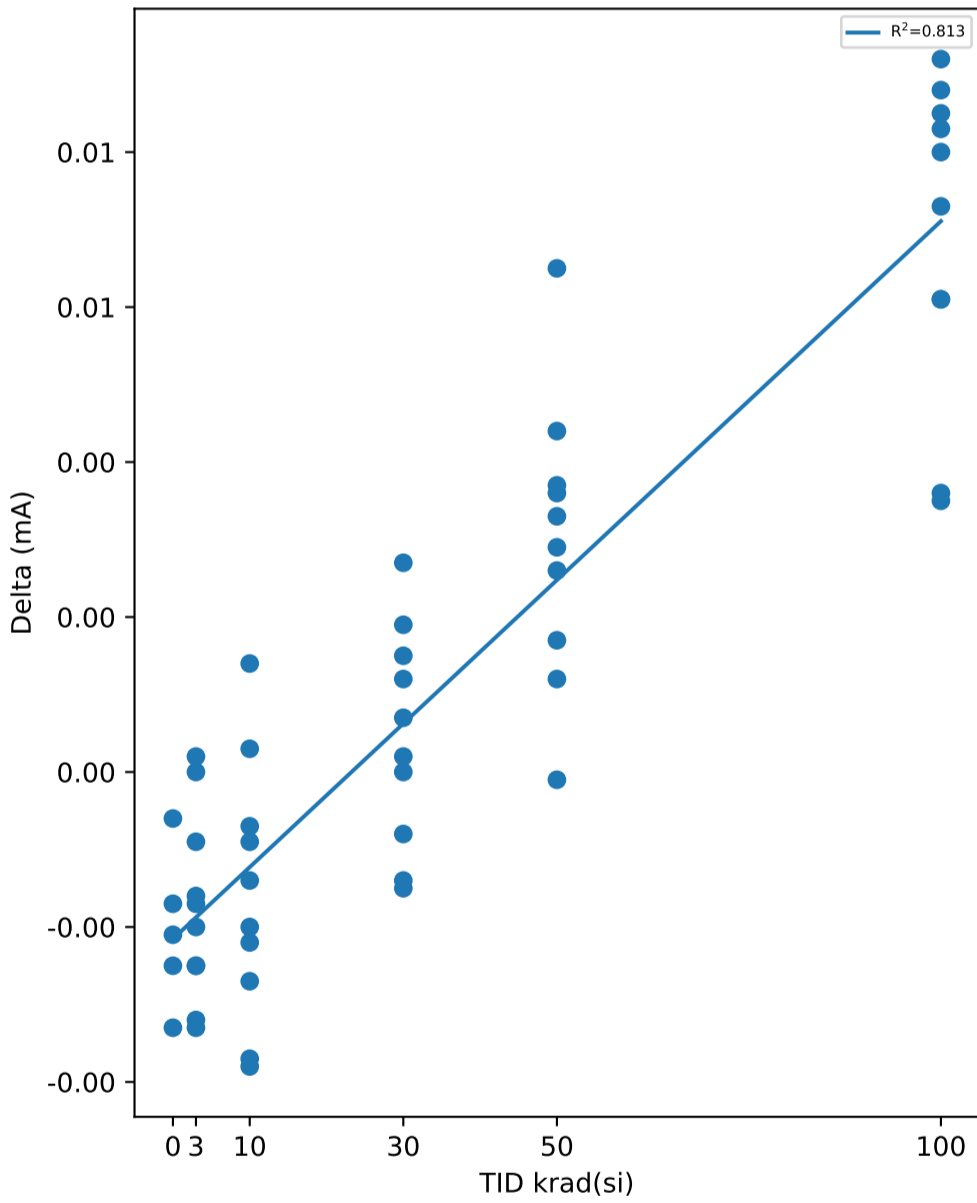
TID vs Result Stats



Test Results (Upper Limit = 3.1 (mA))

Serial #	krad(si)	Exposure Conditions	Pre Result	Post Result	Delta
1	3	7V Biased HDR	0.1808	0.1776	-0.0032
2	3	7V Biased HDR	0.1771	0.1738	-0.0033
3	3	7V Biased HDR	0.1739	0.1739	0
4	3	7V Biased HDR	0.1801	0.1781	-0.002
5	3	7V Biased HDR	0.1749	0.1733	-0.0016
6	3	Unbiased HDR	0.1806	0.1781	-0.0025
7	3	Unbiased HDR	0.1816	0.1818	0.0002
8	3	Unbiased HDR	0.1774	0.1757	-0.0017
9	3	Unbiased HDR	0.1811	0.1786	-0.0025
10	3	Unbiased HDR	0.1809	0.18	-0.0009
11	10	7V Biased HDR	0.1797	0.1811	0.0014
12	10	7V Biased HDR	0.1777	0.1763	-0.0014
13	10	7V Biased HDR	0.1835	0.1798	-0.0037
14	10	7V Biased HDR	0.1787	0.178	-0.0007
15	10	7V Biased HDR	0.1788	0.1791	0.0003
16	10	Unbiased HDR	0.1792	0.1772	-0.002
17	10	Unbiased HDR	0.1814	0.1776	-0.0038
18	10	Unbiased HDR	0.1795	0.1768	-0.0027
19	10	Unbiased HDR	0.1766	0.1757	-0.0009
20	10	Unbiased HDR	0.1806	0.1784	-0.0022
21	30	7V Biased HDR	0.1809	0.1794	-0.0015
22	30	7V Biased HDR	0.1776	0.1768	-0.0008
23	30	7V Biased HDR	0.1779	0.1798	0.0019
24	30	7V Biased HDR	0.1803	0.1803	0
25	30	7V Biased HDR	0.1815	0.1801	-0.0014
26	30	Unbiased HDR	0.1848	0.185	0.0002
27	30	Unbiased HDR	0.1807	0.1834	0.0027
28	30	Unbiased HDR	0.1795	0.181	0.0015
29	30	Unbiased HDR	0.1826	0.1833	0.0007
30	30	Unbiased HDR	0.1816	0.1828	0.0012
31	50	7V Biased HDR	0.1796	0.184	0.0044
32	50	7V Biased HDR	0.1751	0.1784	0.0033
33	50	7V Biased HDR	0.1848	0.1847	-0.0001
34	50	7V Biased HDR	0.1801	0.183	0.0029
35	50	7V Biased HDR	0.1772	0.1808	0.0036
36	50	Unbiased HDR	0.1818	0.1855	0.0037
37	50	Unbiased HDR	0.1844	0.1861	0.0017
38	50	Unbiased HDR	0.1815	0.1827	0.0012
39	50	Unbiased HDR	0.1779	0.1844	0.0065
40	50	Unbiased HDR	0.1827	0.1853	0.0026
41	100	7V Biased HDR	0.1823	0.1884	0.0061
42	100	7V Biased HDR	0.1836	0.1897	0.0061
43	100	7V Biased HDR	0.1751	0.1836	0.0085
44	100	7V Biased HDR	0.1827	0.191	0.0083
45	100	7V Biased HDR	0.1811	0.1846	0.0035
46	100	Unbiased HDR	0.1829	0.1902	0.0073
47	100	Unbiased HDR	0.181	0.1902	0.0092
48	100	Unbiased HDR	0.179	0.1878	0.0088
49	100	Unbiased HDR	0.1831	0.1867	0.0036
50	100	Unbiased HDR	0.1816	0.1896	0.008
51	0	Correlation	0.1793	0.1787	-0.0006
52	0	Correlation	0.1815	0.1782	-0.0033
53	0	Correlation	0.1852	0.1827	-0.0025
54	0	Correlation	0.1847	0.1826	-0.0021
55	0	Correlation	0.1787	0.177	-0.0017

TID vs Post - Pre Exposure Delta

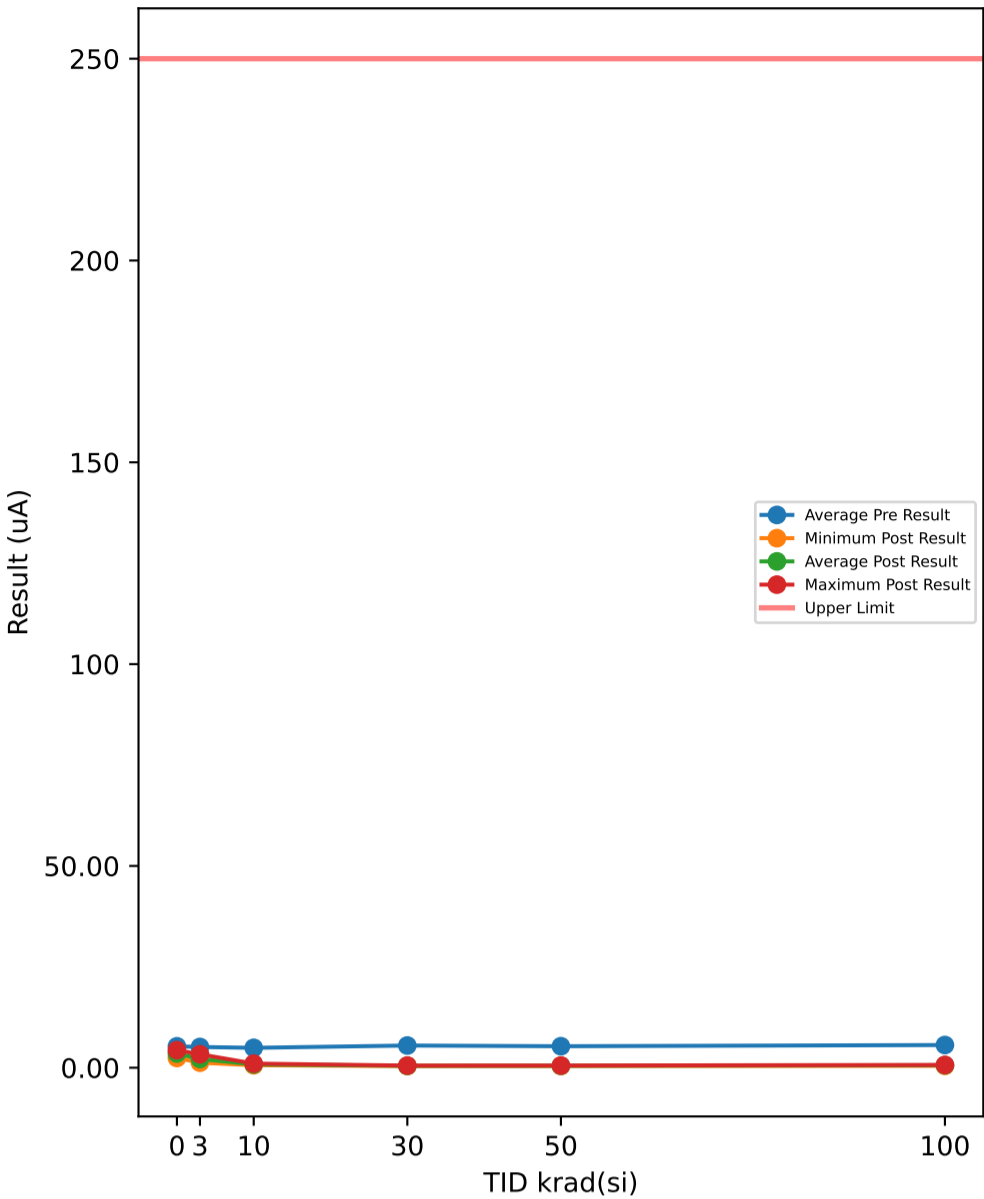


Test Statistics (mA)

krad(si)	Pre Exposure Min	Pre Exposure Avg	Pre Exposure Max	Pre Exposure Std	Post Exposure Min	Post Exposure Avg	Post Exposure Max	Post Exposure Std	Min Delta	Avg Delta	Max Delta	Std Delta
0	0.1787	0.18188	0.1852	0.0029953	0.177	0.17984	0.1827	0.0026387	-0.0033	-0.00204	-0.0006	0.000999
3	0.1739	0.17884	0.1816	0.0027993	0.1733	0.17709	0.1818	0.0028388	-0.0033	-0.00175	0.0002	0.0012159
10	0.1766	0.17957	0.1835	0.0019345	0.1757	0.178	0.1811	0.0016546	-0.0038	-0.00157	0.0014	0.001664
30	0.1776	0.18074	0.1848	0.0021329	0.1768	0.18119	0.185	0.0024237	-0.0015	0.00045	0.0027	0.0014121
50	0.1751	0.18051	0.1848	0.0031448	0.1784	0.18349	0.1861	0.0023732	-0.0001	0.00298	0.0065	0.0018214
100	0.1751	0.18124	0.1836	0.0025378	0.1836	0.18818	0.191	0.0025081	0.0035	0.00694	0.0092	0.0020684

Device Test: 4.3 FORWARD_LEAKAGE(Forward_Leakage_1p8V)

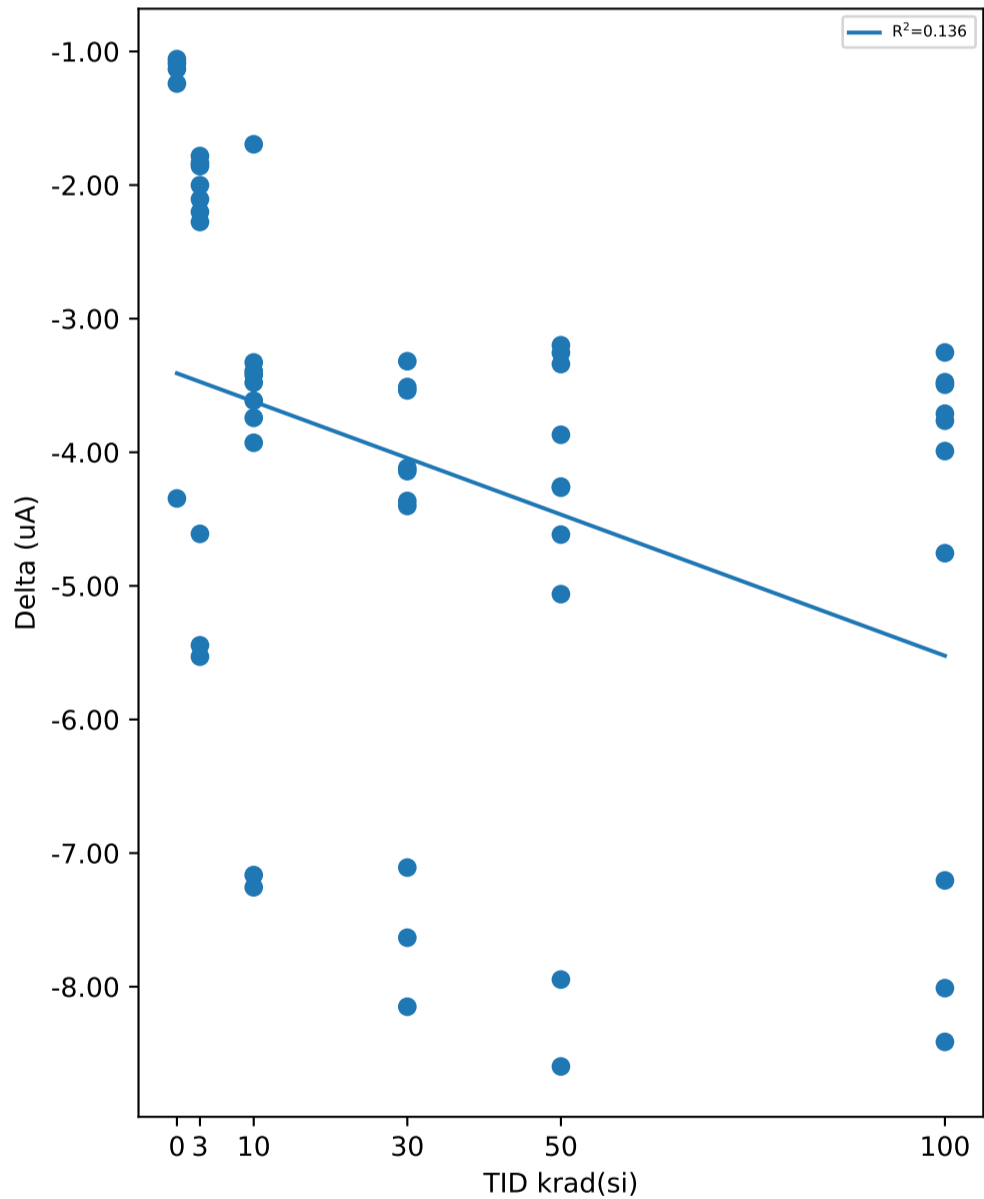
TID vs Result Stats



Test Results (Upper Limit = 250.0 (uA))

Serial #	krad(si)	Exposure Conditions	Pre Result	Post Result	Delta
1	3	7V Biased HDR	7.3359	1.8912	-5.4447
2	3	7V Biased HDR	5.1761	3.3406	-1.8355
3	3	7V Biased HDR	4.4851	2.2085	-2.2766
4	3	7V Biased HDR	3.6214	1.8388	-1.7826
5	3	7V Biased HDR	5.865	1.2543	-4.6107
6	3	Unbiased HDR	3.9084	2.0501	-1.8583
7	3	Unbiased HDR	5.0955	2.8947	-2.2008
8	3	Unbiased HDR	4.2551	2.1489	-2.1062
9	3	Unbiased HDR	7.462	1.9322	-5.5298
10	3	Unbiased HDR	4.1859	2.1849	-2.001
11	10	7V Biased HDR	4.39	0.7765	-3.6135
12	10	7V Biased HDR	4.8493	0.9204	-3.9289
13	10	7V Biased HDR	8.0584	0.8939	-7.1645
14	10	7V Biased HDR	2.3141	0.6192	-1.6949
15	10	7V Biased HDR	4.0343	0.7066	-3.3277
16	10	Unbiased HDR	4.3101	0.8896	-3.4205
17	10	Unbiased HDR	8.1099	0.8537	-7.2562
18	10	Unbiased HDR	4.229	0.8361	-3.3929
19	10	Unbiased HDR	4.7677	1.0255	-3.7422
20	10	Unbiased HDR	4.2449	0.7661	-3.4788
21	30	7V Biased HDR	8.57	0.4201	-8.1499
22	30	7V Biased HDR	4.6733	0.5317	-4.1416
23	30	7V Biased HDR	4.7787	0.4143	-4.3644
24	30	7V Biased HDR	4.6305	0.5135	-4.117
25	30	7V Biased HDR	7.5307	0.4223	-7.1084
26	30	Unbiased HDR	4.0263	0.5148	-3.5115
27	30	Unbiased HDR	4.8417	0.4397	-4.402
28	30	Unbiased HDR	4.0511	0.514	-3.5371
29	30	Unbiased HDR	8.0781	0.4447	-7.6334
30	30	Unbiased HDR	3.8467	0.5281	-3.3186
31	50	7V Biased HDR	4.7126	0.4475	-4.2651
32	50	7V Biased HDR	4.7737	0.5168	-4.2569
33	50	7V Biased HDR	9.048	0.4509	-8.5971
34	50	7V Biased HDR	3.7942	0.5386	-3.2556
35	50	7V Biased HDR	5.5221	0.4602	-5.0619
36	50	Unbiased HDR	4.3855	0.5164	-3.8691
37	50	Unbiased HDR	8.3779	0.4313	-7.9466
38	50	Unbiased HDR	5.1395	0.5233	-4.6162
39	50	Unbiased HDR	3.6447	0.4458	-3.1989
40	50	Unbiased HDR	3.8827	0.5429	-3.3398
41	100	7V Biased HDR	7.6791	0.4745	-7.2046
42	100	7V Biased HDR	4.6385	0.6475	-3.991
43	100	7V Biased HDR	5.3065	0.5511	-4.7554
44	100	7V Biased HDR	4.1231	0.6476	-3.4755
45	100	7V Biased HDR	8.5594	0.5486	-8.0108
46	100	Unbiased HDR	3.9234	0.6704	-3.253
47	100	Unbiased HDR	4.4089	0.6453	-3.7636
48	100	Unbiased HDR	4.4086	0.6975	-3.7111
49	100	Unbiased HDR	9.0353	0.6222	-8.4131
50	100	Unbiased HDR	4.1706	0.6762	-3.4944
51	0	Correlation	5.1916	3.9515	-1.2401
52	0	Correlation	4.1837	3.0939	-1.0898
53	0	Correlation	8.6974	4.3517	-4.3457
54	0	Correlation	4.896	3.8386	-1.0574
55	0	Correlation	3.5514	2.4201	-1.1313

TID vs Post - Pre Exposure Delta

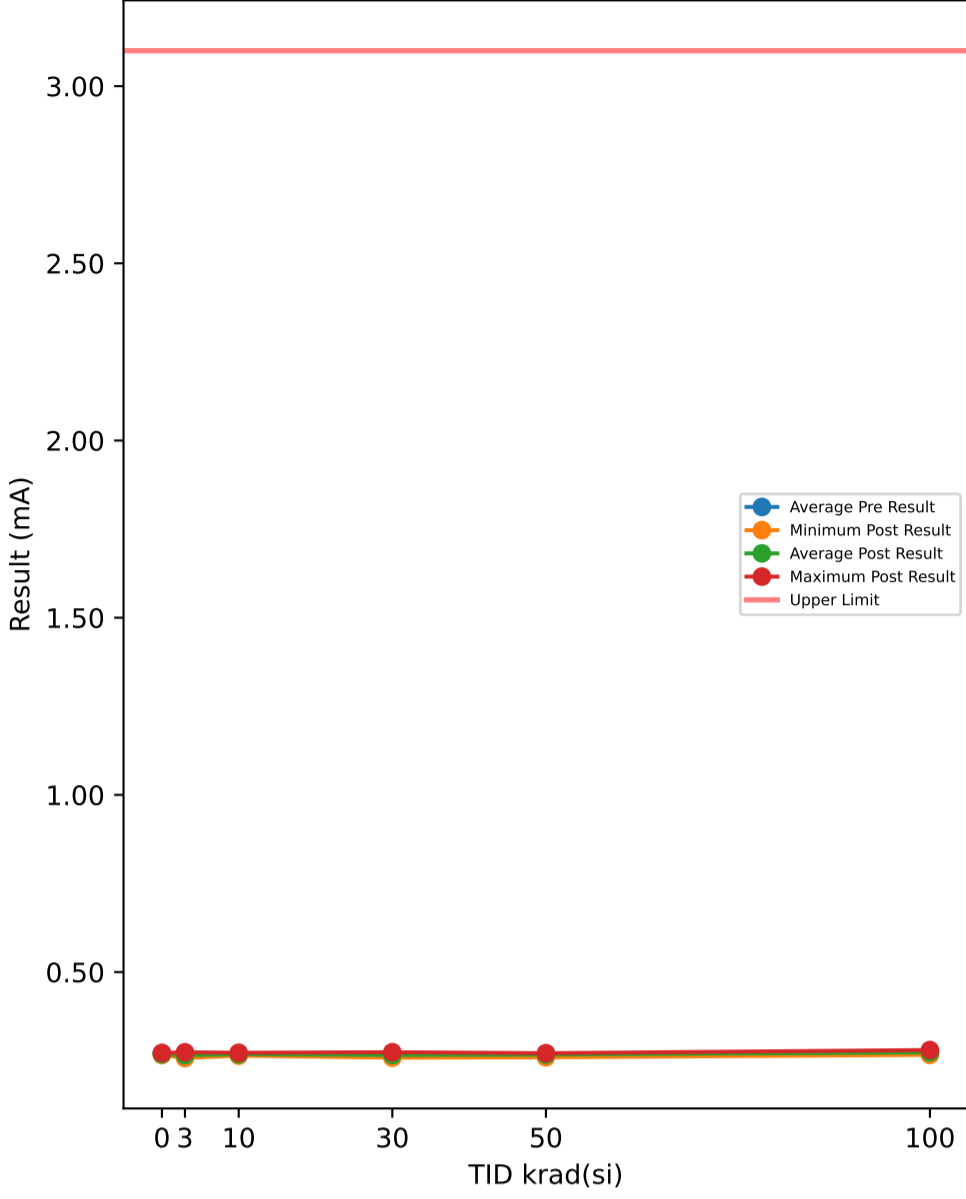


Test Statistics (uA)

krad(si)	Pre Exposure Min	Pre Exposure Avg	Pre Exposure Max	Pre Exposure Std	Post Exposure Min	Post Exposure Avg	Post Exposure Max	Post Exposure Std	Min Delta	Avg Delta	Max Delta	Std Delta
0	3.5514	5.304	8.6974	2.0013	2.4201	3.5312	4.3517	0.76976	-4.3457	-1.7729	-1.0574	1.4399
3	3.6214	5.139	7.462	1.3617	1.2543	2.1744	3.3406	0.5768	-5.5298	-2.9646	-1.7826	1.5656
10	2.3141	4.9308	8.1099	1.8016	0.6192	0.82876	1.0255	0.11606	-7.2562	-4.102	-1.6949	1.7472
30	3.8467	5.5027	8.57	1.8133	0.4143	0.47432	0.5317	0.049729	-8.1499	-5.0284	-3.3186	1.8486
50	3.6447	5.3281	9.048	1.8875	0.4313	0.48737	0.5429	0.043764	-8.5971	-4.8407	-3.1989	1.9129
100	3.9234	5.6253	9.0353	1.9933	0.4745	0.61809	0.6975	0.07059	-8.4131	-5.0072	-3.253	2.0408

Device Test: 4.4 ISD_VIN_3p3V(ISD_Vin_3p3V)

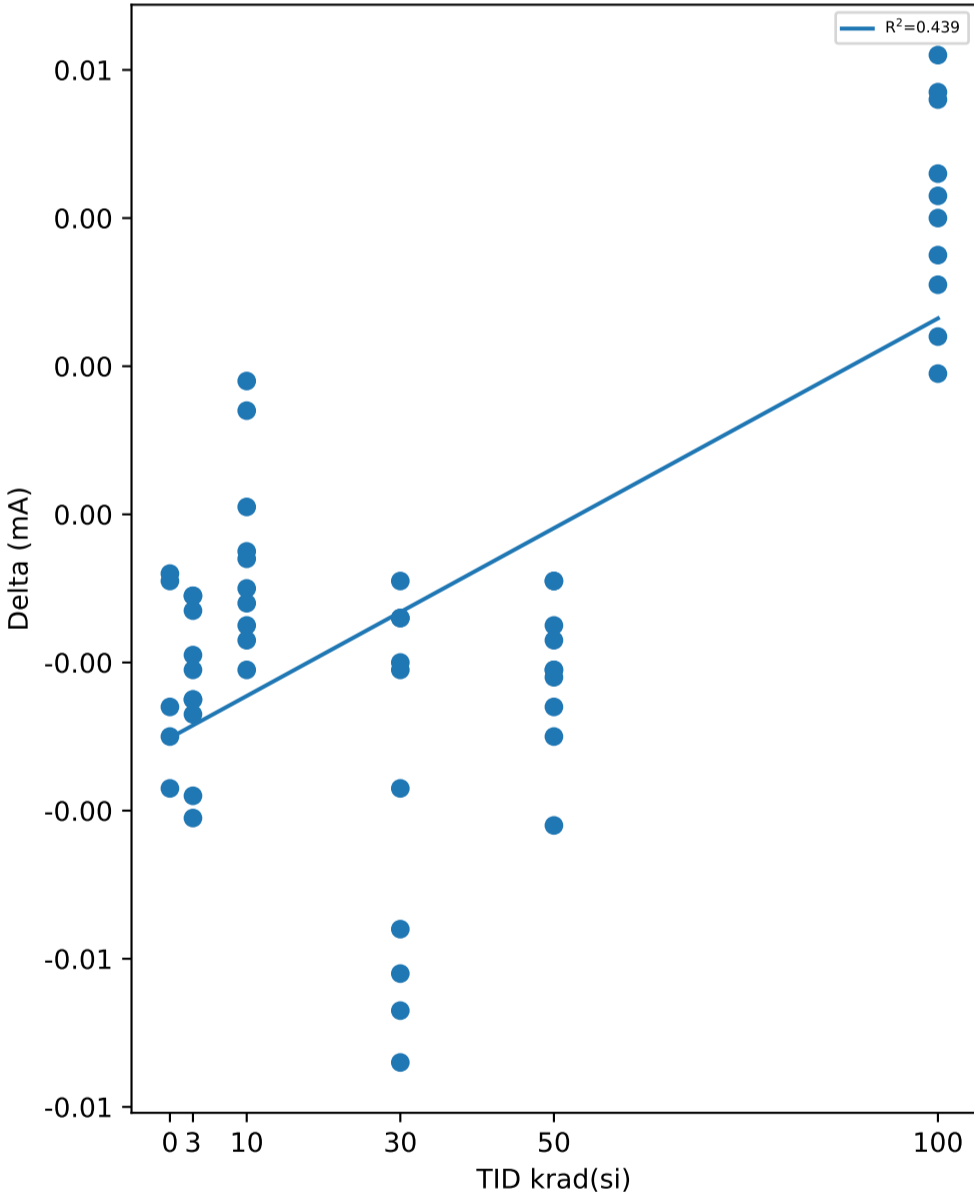
TID vs Result Stats



Test Results (Upper Limit = 3.1 (mA))

Serial #	krad(si)	Exposure Conditions	Pre Result	Post Result	Delta
1	3	7V Biased HDR	0.2688	0.2647	-0.0041
2	3	7V Biased HDR	0.2625	0.2604	-0.0021
3	3	7V Biased HDR	0.2615	0.2604	-0.0011
4	3	7V Biased HDR	0.2688	0.2675	-0.0013
5	3	7V Biased HDR	0.2612	0.2574	-0.0038
6	3	Unbiased HDR	0.2709	0.2682	-0.0027
7	3	Unbiased HDR	0.2748	0.2737	-0.0011
8	3	Unbiased HDR	0.2672	0.2653	-0.0019
9	3	Unbiased HDR	0.2694	0.2669	-0.0025
10	3	Unbiased HDR	0.272	0.2695	-0.0025
11	10	7V Biased HDR	0.2705	0.2723	0.0018
12	10	7V Biased HDR	0.2671	0.2672	0.0001
13	10	7V Biased HDR	0.2714	0.2699	-0.0015
14	10	7V Biased HDR	0.2695	0.2674	-0.0021
15	10	7V Biased HDR	0.2709	0.2704	-0.0005
16	10	Unbiased HDR	0.2678	0.2672	-0.0006
17	10	Unbiased HDR	0.2682	0.267	-0.0012
18	10	Unbiased HDR	0.267	0.266	-0.001
19	10	Unbiased HDR	0.2628	0.2642	0.0014
20	10	Unbiased HDR	0.2705	0.2688	-0.0017
21	30	7V Biased HDR	0.268	0.2606	-0.0074
22	30	7V Biased HDR	0.264	0.2584	-0.0056
23	30	7V Biased HDR	0.267	0.2633	-0.0037
24	30	7V Biased HDR	0.2692	0.263	-0.0062
25	30	7V Biased HDR	0.269	0.2623	-0.0067
26	30	Unbiased HDR	0.276	0.2739	-0.0021
27	30	Unbiased HDR	0.2724	0.2704	-0.002
28	30	Unbiased HDR	0.2686	0.2672	-0.0014
29	30	Unbiased HDR	0.2713	0.2699	-0.0014
30	30	Unbiased HDR	0.272	0.2711	-0.0009
31	50	7V Biased HDR	0.2689	0.268	-0.0009
32	50	7V Biased HDR	0.2621	0.2595	-0.0026
33	50	7V Biased HDR	0.2722	0.268	-0.0042
34	50	7V Biased HDR	0.2681	0.266	-0.0021
35	50	7V Biased HDR	0.2634	0.2625	-0.0009
36	50	Unbiased HDR	0.2726	0.2711	-0.0015
37	50	Unbiased HDR	0.2726	0.2696	-0.003
38	50	Unbiased HDR	0.2683	0.2666	-0.0017
39	50	Unbiased HDR	0.2705	0.2684	-0.0021
40	50	Unbiased HDR	0.2729	0.2707	-0.0022
41	100	7V Biased HDR	0.2702	0.2721	0.0019
42	100	7V Biased HDR	0.2728	0.2763	0.0035
43	100	7V Biased HDR	0.2607	0.2664	0.0057
44	100	7V Biased HDR	0.2744	0.28	0.0056
45	100	7V Biased HDR	0.2659	0.269	0.0031
46	100	Unbiased HDR	0.2713	0.2759	0.0046
47	100	Unbiased HDR	0.271	0.2772	0.0062
48	100	Unbiased HDR	0.2682	0.2722	0.004
49	100	Unbiased HDR	0.268	0.2704	0.0024
50	100	Unbiased HDR	0.2709	0.2752	0.0043
51	0	Correlation	0.267	0.2662	-0.0008
52	0	Correlation	0.2714	0.2688	-0.0026
53	0	Correlation	0.2723	0.2686	-0.0037
54	0	Correlation	0.2749	0.2719	-0.003
55	0	Correlation	0.2674	0.2665	-0.0009

TID vs Post - Pre Exposure Delta

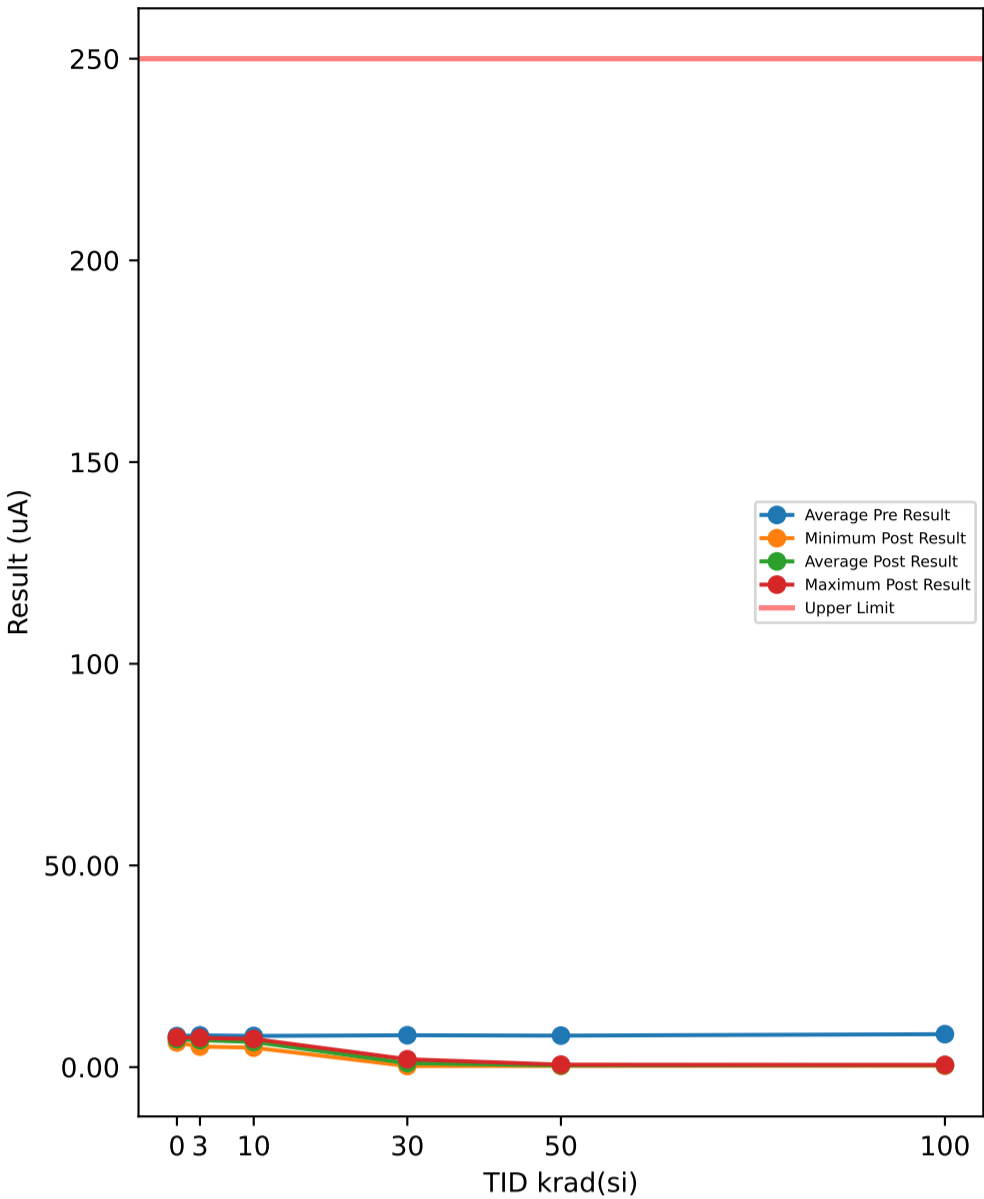


Test Statistics (mA)

krad(si)	Pre Exposure Min	Pre Exposure Avg	Pre Exposure Max	Pre Exposure Std	Post Exposure Min	Post Exposure Avg	Post Exposure Max	Post Exposure Std	Min Delta	Avg Delta	Max Delta	Std Delta
0	0.267	0.2706	0.2749	0.0033623	0.2662	0.2684	0.2719	0.0022858	-0.0037	-0.0022	-0.0008	0.0012942
3	0.2612	0.26771	0.2748	0.004624	0.2574	0.2654	0.2737	0.0048842	-0.0041	-0.00231	-0.0011	0.001044
10	0.2628	0.26857	0.2714	0.0025906	0.2642	0.26804	0.2723	0.0023467	-0.0021	-0.00053	0.0018	0.001291
30	0.264	0.26975	0.276	0.0033237	0.2584	0.26601	0.2739	0.0051783	-0.0074	-0.00374	-0.0009	0.0025034
50	0.2621	0.26916	0.2729	0.0038535	0.2595	0.26704	0.2711	0.0036342	-0.0042	-0.00212	-0.0009	0.00099309
100	0.2607	0.26934	0.2744	0.0039005	0.2664	0.27347	0.28	0.0041679	0.0019	0.00413	0.0062	0.0014376

Device Test: 4.5 FORWARD_LEAKAGE(Forward_Leakage_3p3V)

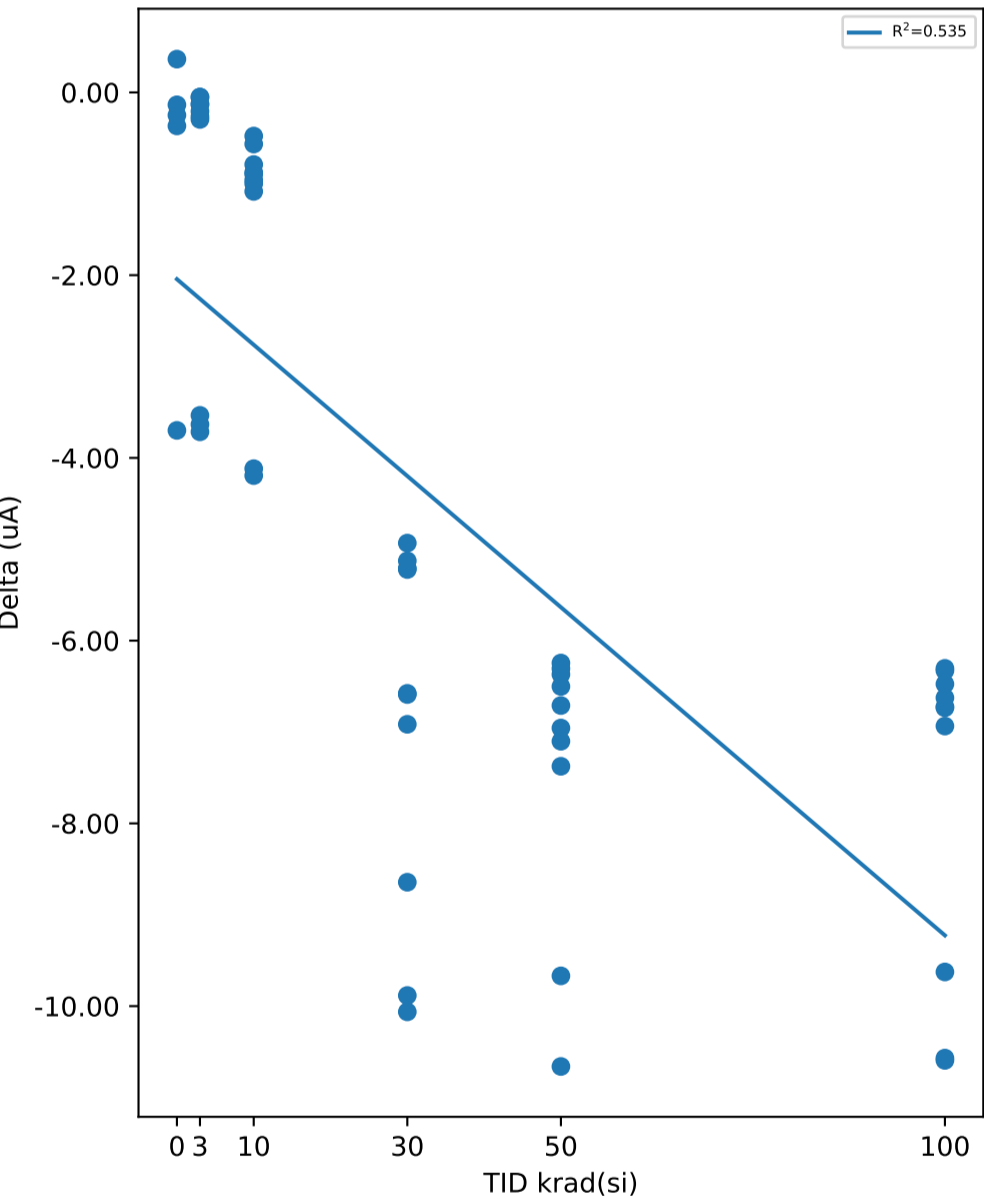
TID vs Result Stats



Test Results (Upper Limit = 250.0 (uA))

Serial #	krad(si)	Exposure Conditions	Pre Result	Post Result	Delta
1	3	7V Biased HDR	10.423	6.7895	-3.6335
2	3	7V Biased HDR	7.3006	7.2499	-0.0507
3	3	7V Biased HDR	7.3811	7.1172	-0.2639
4	3	7V Biased HDR	6.2568	6.2053	-0.0515
5	3	7V Biased HDR	8.6176	5.0832	-3.5344
6	3	Unbiased HDR	6.7437	6.6146	-0.1291
7	3	Unbiased HDR	7.4368	7.1411	-0.2957
8	3	Unbiased HDR	7.24	7.11	-0.13
9	3	Unbiased HDR	10.39	6.6752	-3.7146
10	3	Unbiased HDR	6.9984	6.7913	-0.2071
11	10	7V Biased HDR	7.1896	6.2301	-0.9595
12	10	7V Biased HDR	7.7738	6.9846	-0.7892
13	10	7V Biased HDR	10.562	6.4435	-4.118
14	10	7V Biased HDR	5.9217	4.8382	-1.0835
15	10	7V Biased HDR	6.9022	6.0074	-0.8948
16	10	Unbiased HDR	6.7818	6.217	-0.5648
17	10	Unbiased HDR	11.004	6.8101	-4.1936
18	10	Unbiased HDR	7.2745	6.3999	-0.8746
19	10	Unbiased HDR	6.8036	6.3261	-0.4775
20	10	Unbiased HDR	7.1917	6.1931	-0.9986
21	30	7V Biased HDR	10.335	0.2724	-10.063
22	30	7V Biased HDR	7.2666	0.351	-6.9156
23	30	7V Biased HDR	6.856	0.2663	-6.5897
24	30	7V Biased HDR	6.9132	0.3363	-6.5769
25	30	7V Biased HDR	10.164	0.2806	-9.8837
26	30	Unbiased HDR	6.7453	1.6187	-5.1266
27	30	Unbiased HDR	6.669	1.4474	-5.2216
28	30	Unbiased HDR	6.6213	1.414	-5.2073
29	30	Unbiased HDR	10.599	1.9548	-8.6441
30	30	Unbiased HDR	6.8825	1.9501	-4.9324
31	50	7V Biased HDR	7.4139	0.3128	-7.1011
32	50	7V Biased HDR	7.3402	0.3837	-6.9565
33	50	7V Biased HDR	10.963	0.3025	-10.66
34	50	7V Biased HDR	6.7355	0.3659	-6.3696
35	50	7V Biased HDR	7.6894	0.3143	-7.3751
36	50	Unbiased HDR	7.2187	0.5085	-6.7102
37	50	Unbiased HDR	10.17	0.5006	-9.669
38	50	Unbiased HDR	6.9238	0.6185	-6.3053
39	50	Unbiased HDR	6.677	0.432	-6.245
40	50	Unbiased HDR	7.0155	0.514	-6.5015
41	100	7V Biased HDR	9.9634	0.3372	-9.6262
42	100	7V Biased HDR	7.2282	0.5051	-6.7231
43	100	7V Biased HDR	7.3569	0.4219	-6.935
44	100	7V Biased HDR	6.9787	0.5036	-6.4751
45	100	7V Biased HDR	10.976	0.4066	-10.569
46	100	Unbiased HDR	6.8145	0.5112	-6.3033
47	100	Unbiased HDR	7.2419	0.5073	-6.7346
48	100	Unbiased HDR	7.1843	0.5588	-6.6255
49	100	Unbiased HDR	11.093	0.4989	-10.594
50	100	Unbiased HDR	6.8586	0.53	-6.3286
51	0	Correlation	7.5857	7.2192	-0.3665
52	0	Correlation	7.0041	7.3685	0.3644
53	0	Correlation	10.23	6.5309	-3.699
54	0	Correlation	7.2997	7.164	-0.1357
55	0	Correlation	6.3573	6.1081	-0.2492

TID vs Post - Pre Exposure Delta

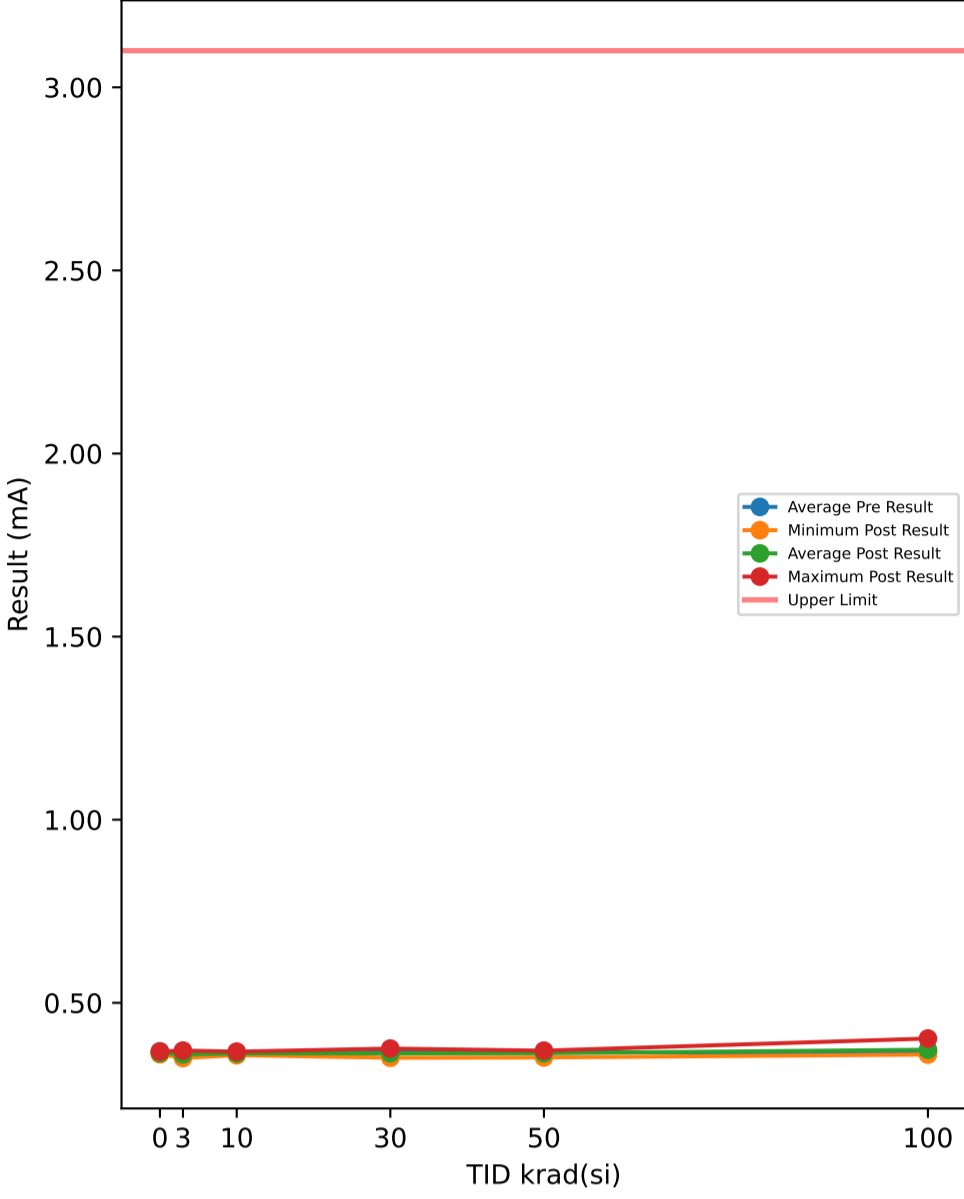


Test Statistics (uA)

krad(si)	Pre Exposure Min	Pre Exposure Avg	Pre Exposure Max	Pre Exposure Std	Post Exposure Min	Post Exposure Avg	Post Exposure Max	Post Exposure Std	Min Delta	Avg Delta	Max Delta	Std Delta
0	6.3573	7.6953	10.23	1.4883	6.1081	6.8781	7.3685	0.53666	-3.699	-0.8172	0.3644	1.6349
3	6.2568	7.8788	10.423	1.4607	5.0832	6.6777	7.2499	0.64267	-3.7146	-1.201	-0.0507	1.6768
10	5.9217	7.7404	11.004	1.6746	4.8382	6.245	6.9846	0.57499	-4.1936	-1.4954	-0.4775	1.4146
30	6.6213	7.9052	10.599	1.7102	0.2663	0.98916	1.9548	0.74643	-10.063	-6.9161	-4.9324	1.9676
50	6.677	7.8147	10.963	1.4946	0.3025	0.42528	0.6185	0.10706	-10.66	-7.3894	-6.245	1.5254
100	6.8145	8.1695	11.093	1.7634	0.3372	0.47806	0.5588	0.067569	-10.594	-7.6914	-6.3033	1.8035

Device Test: 4.6 ISD_VIN_5V(ISD_Vin_5p0V)

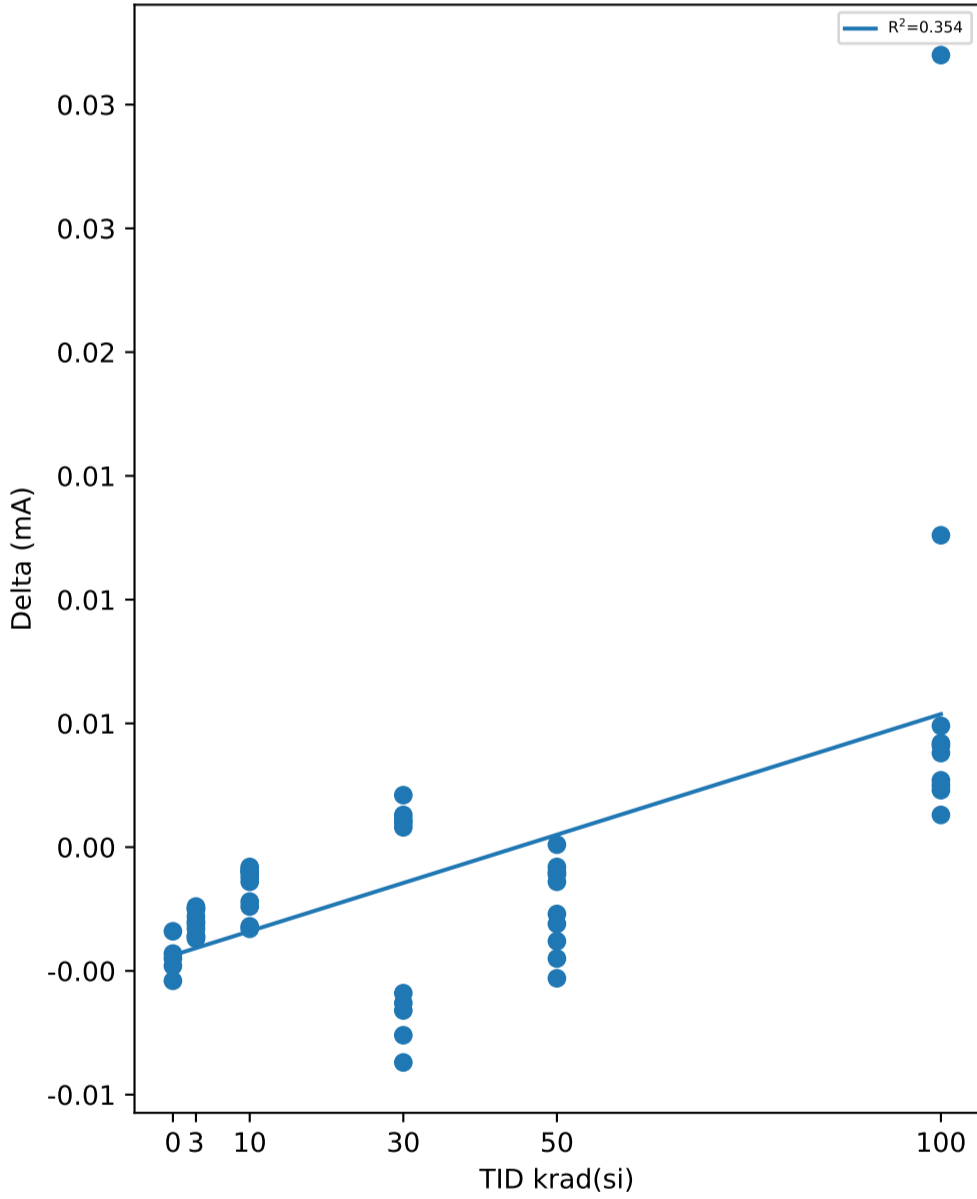
TID vs Result Stats



Test Results (Upper Limit = 3.1 (mA))

Serial #	krad(si)	Exposure Conditions	Pre Result	Post Result	Delta
1	3	7V Biased HDR	0.3634	0.3604	-0.003
2	3	7V Biased HDR	0.3553	0.3517	-0.0036
3	3	7V Biased HDR	0.355	0.3522	-0.0028
4	3	7V Biased HDR	0.364	0.3615	-0.0025
5	3	7V Biased HDR	0.3529	0.3492	-0.0037
6	3	Unbiased HDR	0.3657	0.3632	-0.0025
7	3	Unbiased HDR	0.3721	0.3697	-0.0024
8	3	Unbiased HDR	0.3624	0.3588	-0.0036
9	3	Unbiased HDR	0.3641	0.3608	-0.0033
10	3	Unbiased HDR	0.367	0.3639	-0.0031
11	10	7V Biased HDR	0.3682	0.3668	-0.0014
12	10	7V Biased HDR	0.362	0.3608	-0.0012
13	10	7V Biased HDR	0.3666	0.3633	-0.0033
14	10	7V Biased HDR	0.3649	0.3625	-0.0024
15	10	7V Biased HDR	0.3671	0.3649	-0.0022
16	10	Unbiased HDR	0.3616	0.3606	-0.001
17	10	Unbiased HDR	0.3634	0.3602	-0.0032
18	10	Unbiased HDR	0.3603	0.3593	-0.001
19	10	Unbiased HDR	0.3578	0.357	-0.0008
20	10	Unbiased HDR	0.3644	0.3635	-0.0009
21	30	7V Biased HDR	0.3625	0.3538	-0.0087
22	30	7V Biased HDR	0.3563	0.35	-0.0063
23	30	7V Biased HDR	0.3629	0.3563	-0.0066
24	30	7V Biased HDR	0.364	0.3581	-0.0059
25	30	7V Biased HDR	0.3628	0.3552	-0.0076
26	30	Unbiased HDR	0.374	0.3751	0.0011
27	30	Unbiased HDR	0.3681	0.3694	0.0013
28	30	Unbiased HDR	0.363	0.3651	0.0021
29	30	Unbiased HDR	0.3669	0.3677	0.0008
30	30	Unbiased HDR	0.3683	0.3693	0.001
31	50	7V Biased HDR	0.3659	0.3621	-0.0038
32	50	7V Biased HDR	0.3539	0.3508	-0.0031
33	50	7V Biased HDR	0.3685	0.3632	-0.0053
34	50	7V Biased HDR	0.3632	0.3605	-0.0027
35	50	7V Biased HDR	0.3586	0.3541	-0.0045
36	50	Unbiased HDR	0.37	0.3689	-0.0011
37	50	Unbiased HDR	0.3692	0.3678	-0.0014
38	50	Unbiased HDR	0.364	0.3632	-0.0008
39	50	Unbiased HDR	0.3655	0.3645	-0.001
40	50	Unbiased HDR	0.3693	0.3694	0.0001
41	100	7V Biased HDR	0.3664	0.3702	0.0038
42	100	7V Biased HDR	0.3692	0.3733	0.0041
43	100	7V Biased HDR	0.3545	0.3587	0.0042
44	100	7V Biased HDR	0.3705	0.4025	0.032
45	100	7V Biased HDR	0.3586	0.3712	0.0126
46	100	Unbiased HDR	0.3689	0.3702	0.0013
47	100	Unbiased HDR	0.3683	0.3732	0.0049
48	100	Unbiased HDR	0.3627	0.365	0.0023
49	100	Unbiased HDR	0.3629	0.3654	0.0025
50	100	Unbiased HDR	0.3673	0.37	0.0027
51	0	Correlation	0.3639	0.3596	-0.0043
52	0	Correlation	0.3668	0.3623	-0.0045
53	0	Correlation	0.37	0.3646	-0.0054
54	0	Correlation	0.3718	0.367	-0.0048
55	0	Correlation	0.3647	0.3613	-0.0034

TID vs Post - Pre Exposure Delta

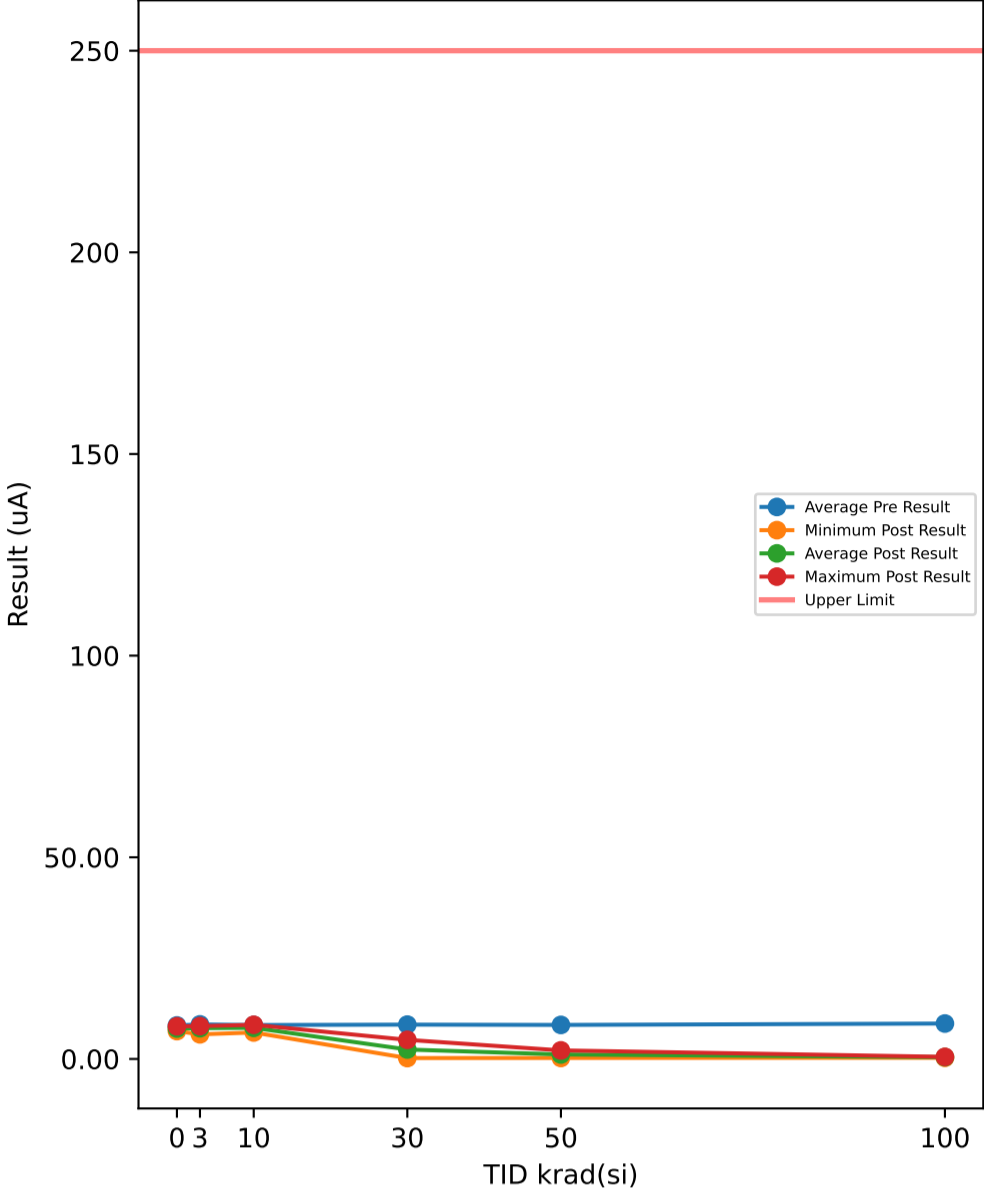


Test Statistics (mA)

krad(si)	Pre Exposure Min	Pre Exposure Avg	Pre Exposure Max	Pre Exposure Std	Post Exposure Min	Post Exposure Avg	Post Exposure Max	Post Exposure Std	Min Delta	Avg Delta	Max Delta	Std Delta
0	0.3639	0.36744	0.3718	0.0033916	0.3596	0.36296	0.367	0.0028936	-0.0054	-0.00448	-0.0034	0.0007328
3	0.3529	0.36219	0.3721	0.006033	0.3492	0.35914	0.3697	0.0063509	-0.0037	-0.00305	-0.0024	0.00049272
10	0.3578	0.36363	0.3682	0.0032636	0.357	0.36189	0.3668	0.0028761	-0.0033	-0.00174	-0.0008	0.00096056
30	0.3563	0.36488	0.374	0.0047276	0.35	0.362	0.3751	0.0083463	-0.0087	-0.00288	0.0021	0.0044412
50	0.3539	0.36481	0.37	0.0051907	0.3508	0.36245	0.3694	0.0060848	-0.0053	-0.00236	0.0001	0.001789
100	0.3545	0.36493	0.3705	0.0051865	0.3587	0.37197	0.4025	0.011614	0.0013	0.00704	0.032	0.0093129

Device Test: 4.7 FORWARD_LEAKAGE(Forward_Leakage_5p0V)

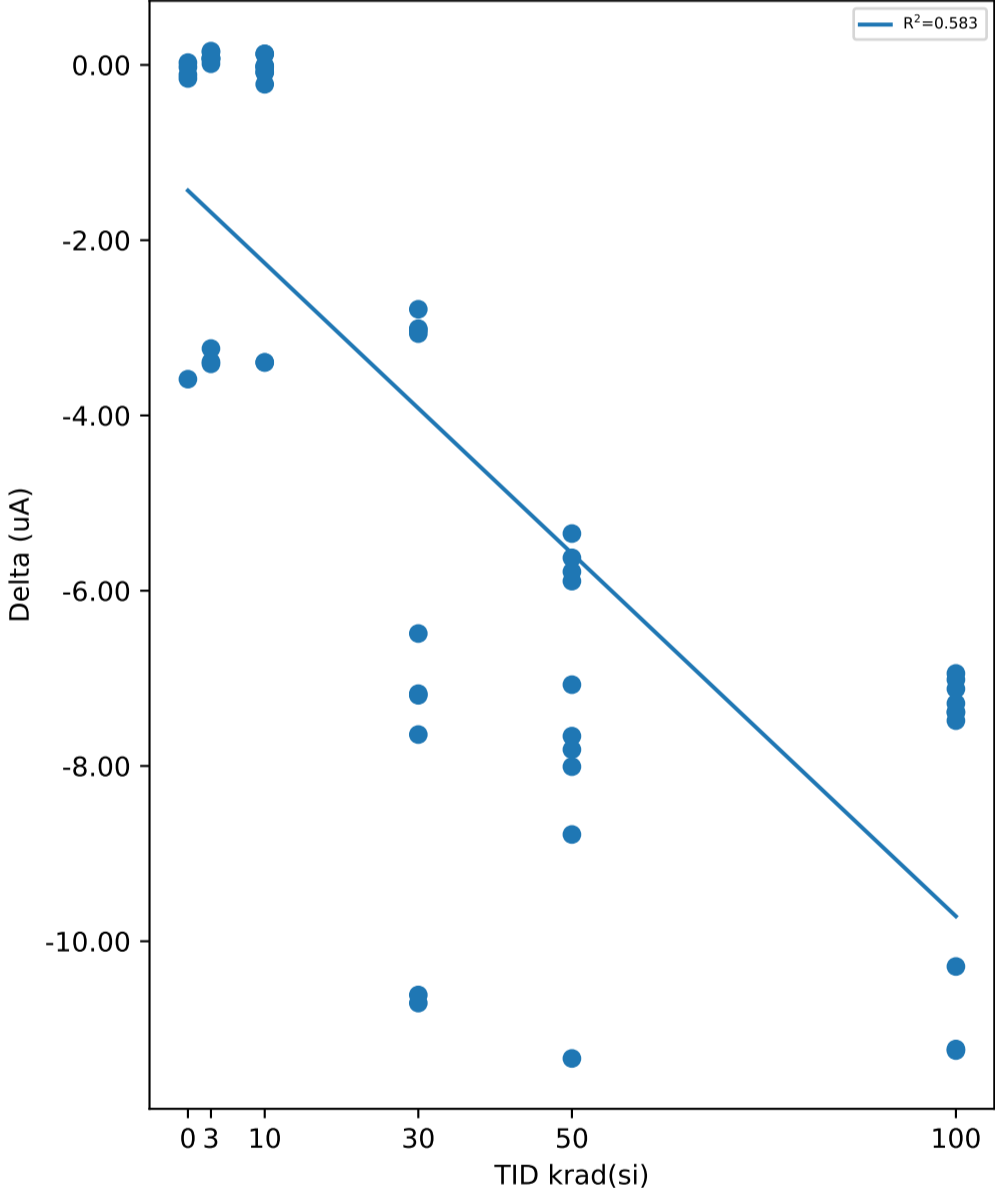
TID vs Result Stats



Test Results (Upper Limit = 250.0 (uA))

Serial #	krad(si)	Exposure Conditions	Pre Result	Post Result	Delta
1	3	7V Biased HDR	11.136	7.7475	-3.3881
2	3	7V Biased HDR	7.8961	8.0434	0.1473
3	3	7V Biased HDR	8.1204	8.1338	0.0134
4	3	7V Biased HDR	6.9971	7.0771	0.08
5	3	7V Biased HDR	9.3395	6.1029	-3.2366
6	3	Unbiased HDR	7.4281	7.5858	0.1577
7	3	Unbiased HDR	8.0234	8.0808	0.0574
8	3	Unbiased HDR	7.9479	8.0245	0.0766
9	3	Unbiased HDR	11.072	7.6609	-3.4111
10	3	Unbiased HDR	7.6955	7.7698	0.0743
11	10	7V Biased HDR	7.8203	7.7921	-0.0282
12	10	7V Biased HDR	8.4743	8.4663	-0.008
13	10	7V Biased HDR	11.251	7.8556	-3.3956
14	10	7V Biased HDR	6.6438	6.5576	-0.0862
15	10	7V Biased HDR	7.5779	7.5588	-0.0191
16	10	Unbiased HDR	7.4535	7.5782	0.1247
17	10	Unbiased HDR	11.746	8.3522	-3.3938
18	10	Unbiased HDR	7.9039	7.8226	-0.0813
19	10	Unbiased HDR	7.3465	7.4735	0.127
20	10	Unbiased HDR	7.8659	7.6452	-0.2207
21	30	7V Biased HDR	10.924	0.2178	-10.706
22	30	7V Biased HDR	7.9191	0.2777	-7.6414
23	30	7V Biased HDR	7.4456	0.2705	-7.1751
24	30	7V Biased HDR	7.4962	0.3026	-7.1936
25	30	7V Biased HDR	10.839	0.2262	-10.613
26	30	Unbiased HDR	7.2986	4.2894	-3.0092
27	30	Unbiased HDR	7.1703	4.1444	-3.0259
28	30	Unbiased HDR	7.2561	4.19	-3.0661
29	30	Unbiased HDR	11.223	4.7342	-6.4885
30	30	Unbiased HDR	7.524	4.7359	-2.7881
31	50	7V Biased HDR	8.0543	0.2416	-7.8127
32	50	7V Biased HDR	7.9923	0.333	-7.6593
33	50	7V Biased HDR	11.586	0.2483	-11.338
34	50	7V Biased HDR	7.3844	0.3122	-7.0722
35	50	7V Biased HDR	8.2493	0.2416	-8.0077
36	50	Unbiased HDR	7.8805	1.9897	-5.8908
37	50	Unbiased HDR	10.682	1.9007	-8.7818
38	50	Unbiased HDR	7.4683	2.1206	-5.3477
39	50	Unbiased HDR	7.3503	1.7254	-5.6249
40	50	Unbiased HDR	7.7146	1.9319	-5.7827
41	100	7V Biased HDR	10.574	0.2856	-10.288
42	100	7V Biased HDR	7.8286	0.4465	-7.3821
43	100	7V Biased HDR	7.8922	0.4095	-7.4827
44	100	7V Biased HDR	7.5925	0.4722	-7.1203
45	100	7V Biased HDR	11.594	0.3637	-11.23
46	100	Unbiased HDR	7.4209	0.4771	-6.9438
47	100	Unbiased HDR	7.8558	0.4657	-7.3901
48	100	Unbiased HDR	7.8044	0.5186	-7.2858
49	100	Unbiased HDR	11.725	0.4773	-11.248
50	100	Unbiased HDR	7.4979	0.4833	-7.0146
51	0	Correlation	8.2444	8.0899	-0.1545
52	0	Correlation	7.5895	7.5649	-0.0246
53	0	Correlation	10.737	7.1515	-3.5858
54	0	Correlation	7.9262	7.9529	0.0267
55	0	Correlation	7.0148	6.9027	-0.1121

TID vs Post - Pre Exposure Delta

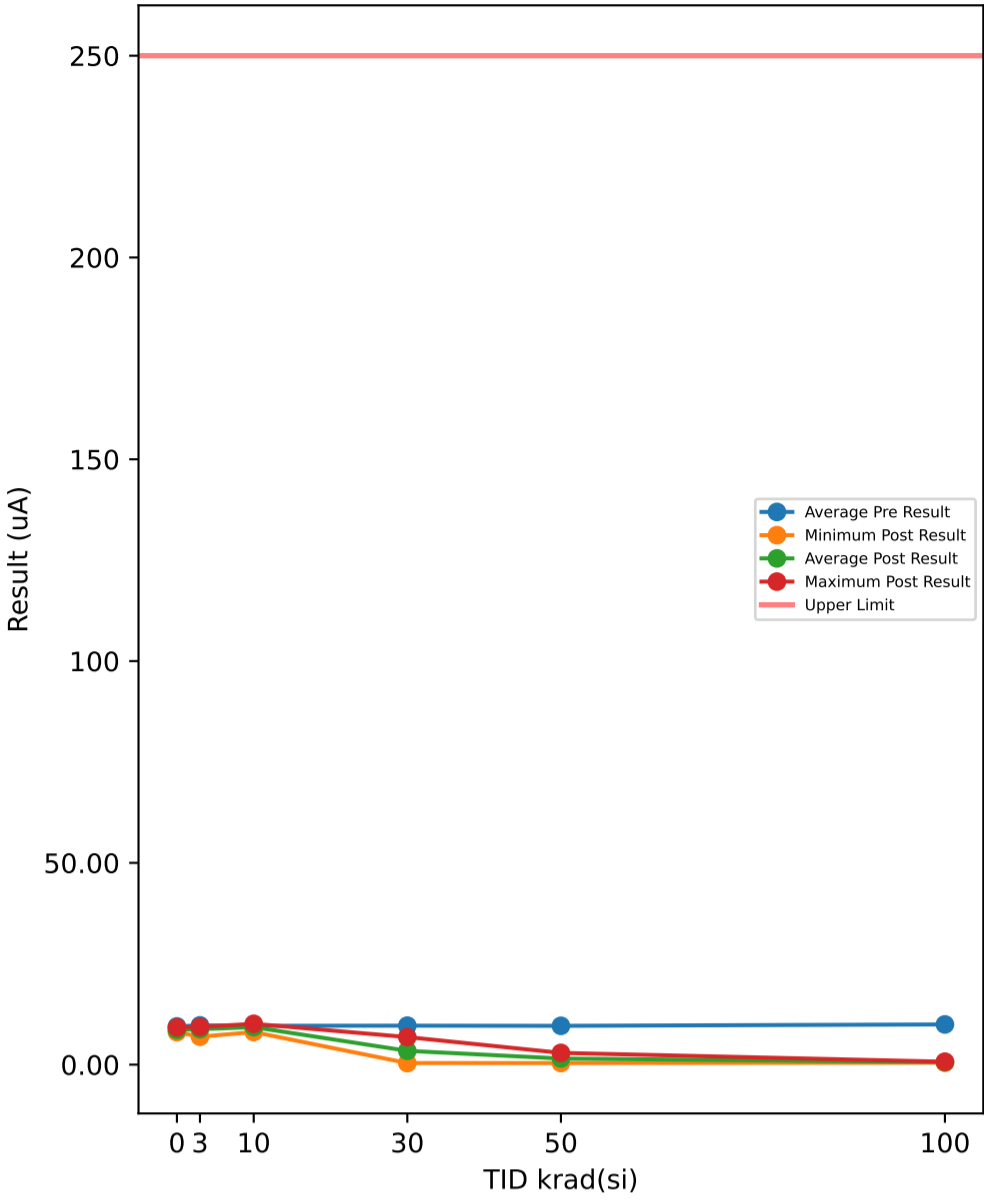


Test Statistics (uA)

krad(si)	Pre Exposure Min	Pre Exposure Avg	Pre Exposure Max	Pre Exposure Std	Post Exposure Min	Post Exposure Avg	Post Exposure Max	Post Exposure Std	Min Delta	Avg Delta	Max Delta	Std Delta
0	7.0148	8.3024	10.737	1.4352	6.9027	7.5324	8.0899	0.50752	-3.5858	-0.77006	0.0267	1.5757
3	6.9971	8.5656	11.136	1.4651	6.1029	7.6227	8.1338	0.61977	-3.4111	-0.94291	0.1577	1.6589
10	6.6438	8.4083	11.746	1.6985	6.5576	7.7102	8.4663	0.52211	-3.3956	-0.69812	0.127	1.4248
30	7.1703	8.5095	11.223	1.7297	0.2178	2.3389	4.7359	2.2013	-10.706	-6.1707	-2.7881	3.0837
50	7.3503	8.4362	11.586	1.4681	0.2416	1.1045	2.1206	0.87973	-11.338	-7.3317	-5.3477	1.836
100	7.4209	8.7785	11.725	1.7703	0.2856	0.43995	0.5186	0.069243	-11.248	-8.3385	-6.9438	1.8093

Device Test: 4.9 FORWARD_LEAKAGE(Forward_Leakage_7p0V)

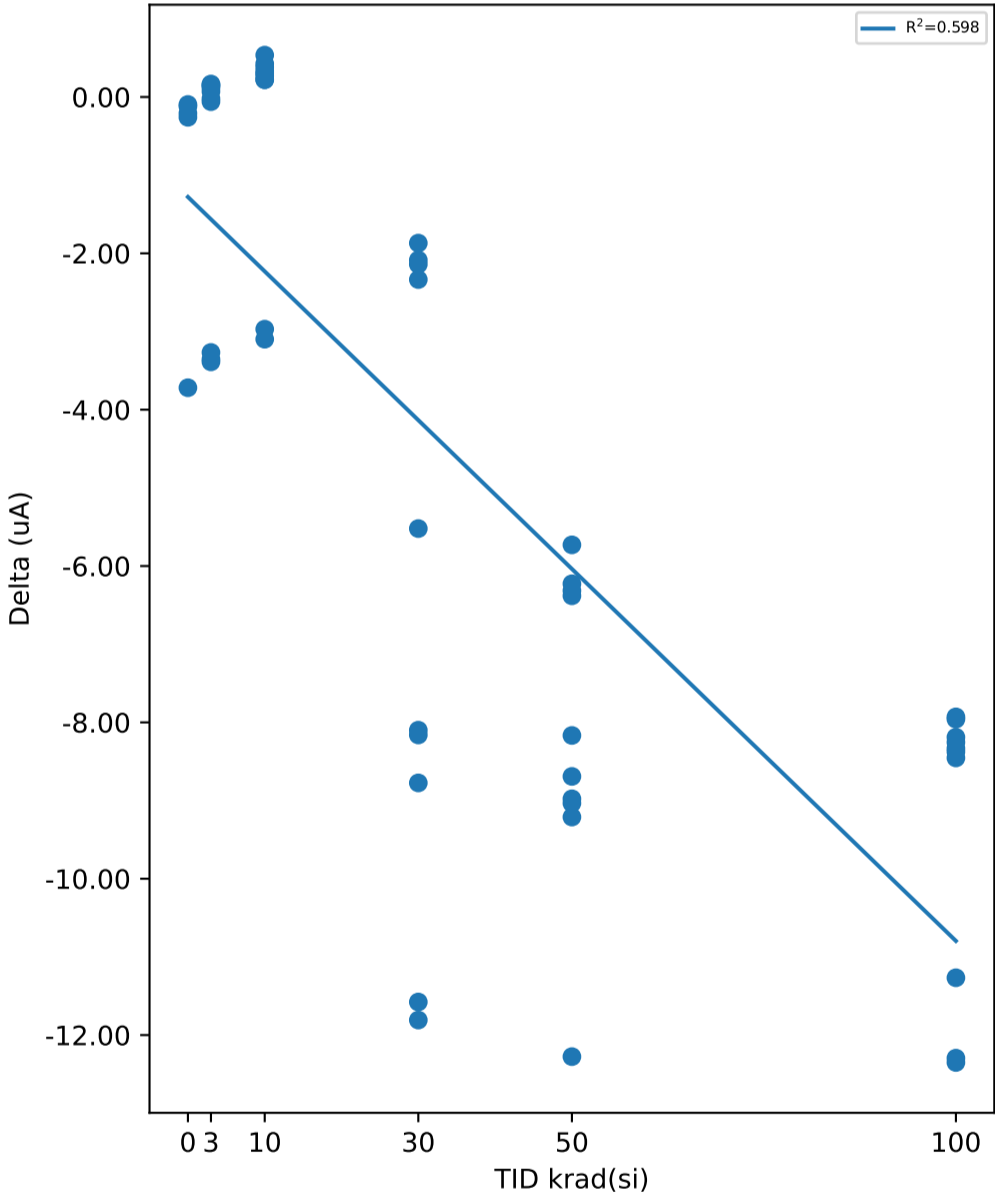
TID vs Result Stats



Test Results (Upper Limit = 250.0 (uA))

Serial #	krad(si)	Exposure Conditions	Pre Result	Post Result	Delta
1	3	7V Biased HDR	12.29	8.9357	-3.3548
2	3	7V Biased HDR	8.9561	9.0989	0.1428
3	3	7V Biased HDR	9.4201	9.3602	-0.0599
4	3	7V Biased HDR	8.2034	8.3605	0.1571
5	3	7V Biased HDR	10.197	6.9289	-3.2679
6	3	Unbiased HDR	8.5754	8.7414	0.166
7	3	Unbiased HDR	9.2591	9.2379	-0.0212
8	3	Unbiased HDR	9.0933	9.2123	0.119
9	3	Unbiased HDR	12.272	8.8841	-3.3883
10	3	Unbiased HDR	9.0731	9.1436	0.0705
11	10	7V Biased HDR	9.1076	9.3285	0.2209
12	10	7V Biased HDR	9.6935	10.12	0.426
13	10	7V Biased HDR	12.383	9.2843	-3.0984
14	10	7V Biased HDR	7.856	8.0775	0.2215
15	10	7V Biased HDR	8.7006	9.0015	0.3009
16	10	Unbiased HDR	8.67	9.2056	0.5356
17	10	Unbiased HDR	13.004	10.034	-2.97
18	10	Unbiased HDR	9.1757	9.5569	0.3812
19	10	Unbiased HDR	8.5094	8.8378	0.3284
20	10	Unbiased HDR	9.191	9.4616	0.2706
21	30	7V Biased HDR	11.972	0.3946	-11.577
22	30	7V Biased HDR	9.2244	0.45	-8.7744
23	30	7V Biased HDR	8.5641	0.4643	-8.0998
24	30	7V Biased HDR	8.6357	0.4748	-8.1609
25	30	7V Biased HDR	12.211	0.4027	-11.808
26	30	Unbiased HDR	8.32	5.9846	-2.3354
27	30	Unbiased HDR	8.2729	6.1324	-2.1405
28	30	Unbiased HDR	8.4679	6.5988	-1.8691
29	30	Unbiased HDR	12.354	6.8337	-5.5208
30	30	Unbiased HDR	8.5865	6.501	-2.0855
31	50	7V Biased HDR	9.4386	0.4046	-9.034
32	50	7V Biased HDR	9.2027	0.5115	-8.6912
33	50	7V Biased HDR	12.675	0.3991	-12.276
34	50	7V Biased HDR	8.6298	0.4625	-8.1673
35	50	7V Biased HDR	9.4007	0.4228	-8.9779
36	50	Unbiased HDR	9.0317	2.6509	-6.3808
37	50	Unbiased HDR	11.834	2.6228	-9.211
38	50	Unbiased HDR	8.6451	2.9158	-5.7293
39	50	Unbiased HDR	8.5219	2.2947	-6.2272
40	50	Unbiased HDR	8.8266	2.5121	-6.3145
41	100	7V Biased HDR	11.741	0.4738	-11.267
42	100	7V Biased HDR	8.9245	0.5918	-8.3327
43	100	7V Biased HDR	9.0565	0.6018	-8.4547
44	100	7V Biased HDR	8.808	0.6182	-8.1898
45	100	7V Biased HDR	12.878	0.5278	-12.351
46	100	Unbiased HDR	8.5969	0.6671	-7.9298
47	100	Unbiased HDR	9.0453	0.6699	-8.3754
48	100	Unbiased HDR	8.9834	0.7292	-8.2542
49	100	Unbiased HDR	12.987	0.692	-12.295
50	100	Unbiased HDR	8.634	0.6752	-7.9588
51	0	Correlation	9.4864	9.2265	-0.2599
52	0	Correlation	8.7478	8.6282	-0.1196
53	0	Correlation	11.817	8.0976	-3.7192
54	0	Correlation	9.0556	8.9599	-0.0957
55	0	Correlation	8.262	8.0528	-0.2092

TID vs Post - Pre Exposure Delta

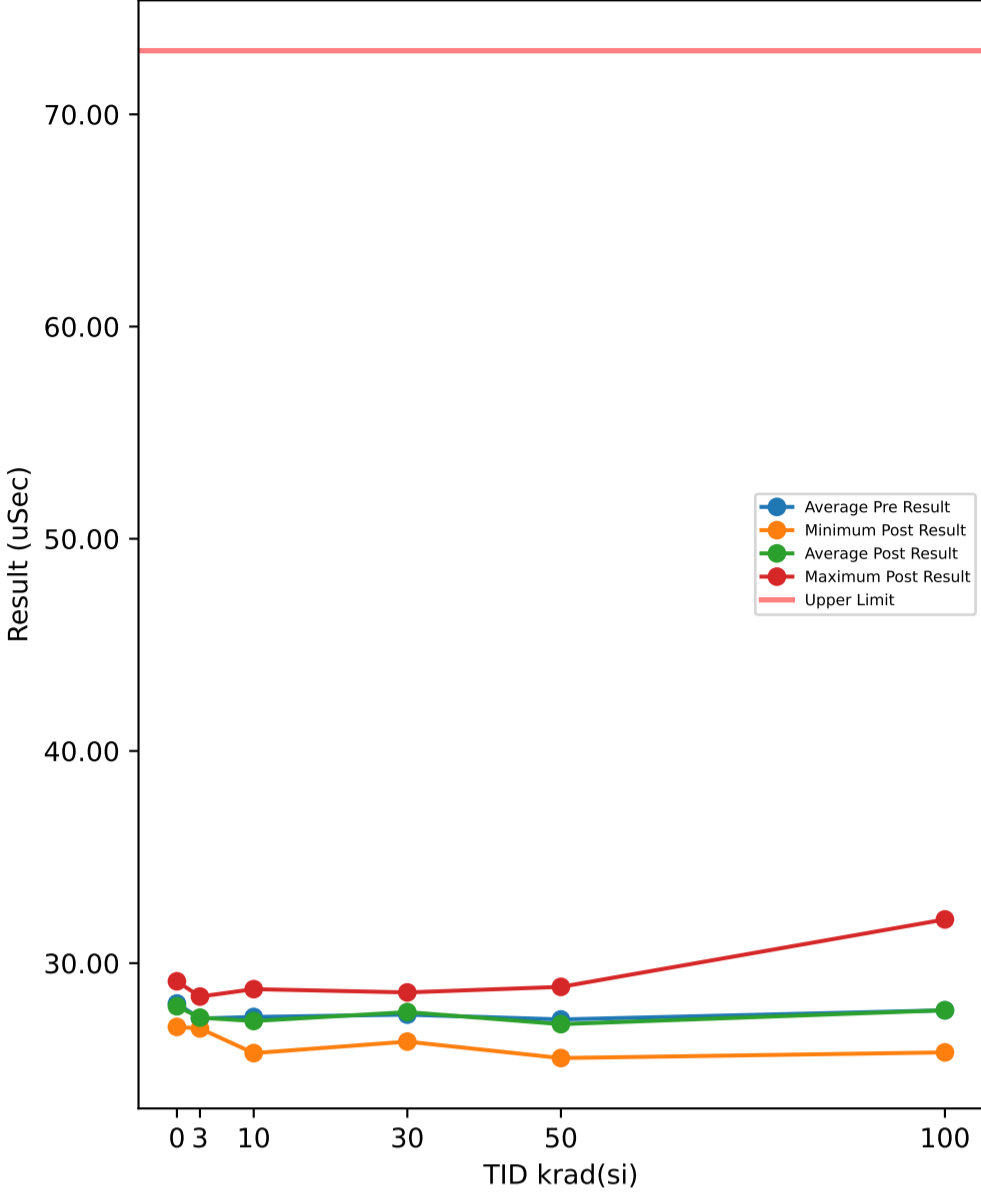


Test Statistics (uA)

krad(si)	Pre Exposure Min	Pre Exposure Avg	Pre Exposure Max	Pre Exposure Std	Post Exposure Min	Post Exposure Avg	Post Exposure Max	Post Exposure Std	Min Delta	Avg Delta	Max Delta	Std Delta
0	8.262	9.4737	11.817	1.3839	8.0528	8.593	9.2265	0.51827	-3.7192	-0.88072	-0.0957	1.5882
3	8.2034	9.734	12.29	1.4397	6.9289	8.7904	9.3602	0.71532	-3.3883	-0.94367	0.166	1.6535
10	7.856	9.629	13.004	1.6939	8.0775	9.2907	10.12	0.58771	-3.0984	-0.33833	0.5356	1.4244
30	8.2729	9.6608	12.354	1.7589	0.3946	3.4237	6.8337	3.1565	-11.808	-6.2371	-1.8691	3.972
50	8.5219	9.6206	12.675	1.4376	0.3991	1.5197	2.9158	1.1483	-12.276	-8.1009	-5.7293	1.9983
100	8.5969	9.9655	12.987	1.8097	0.4738	0.62468	0.7292	0.078634	-12.351	-9.3408	-7.9298	1.845

Device Test: 40.0 IOUT_CS_DELAY_FALLING(IOUT_CS_FallingDELAY_1p5V)

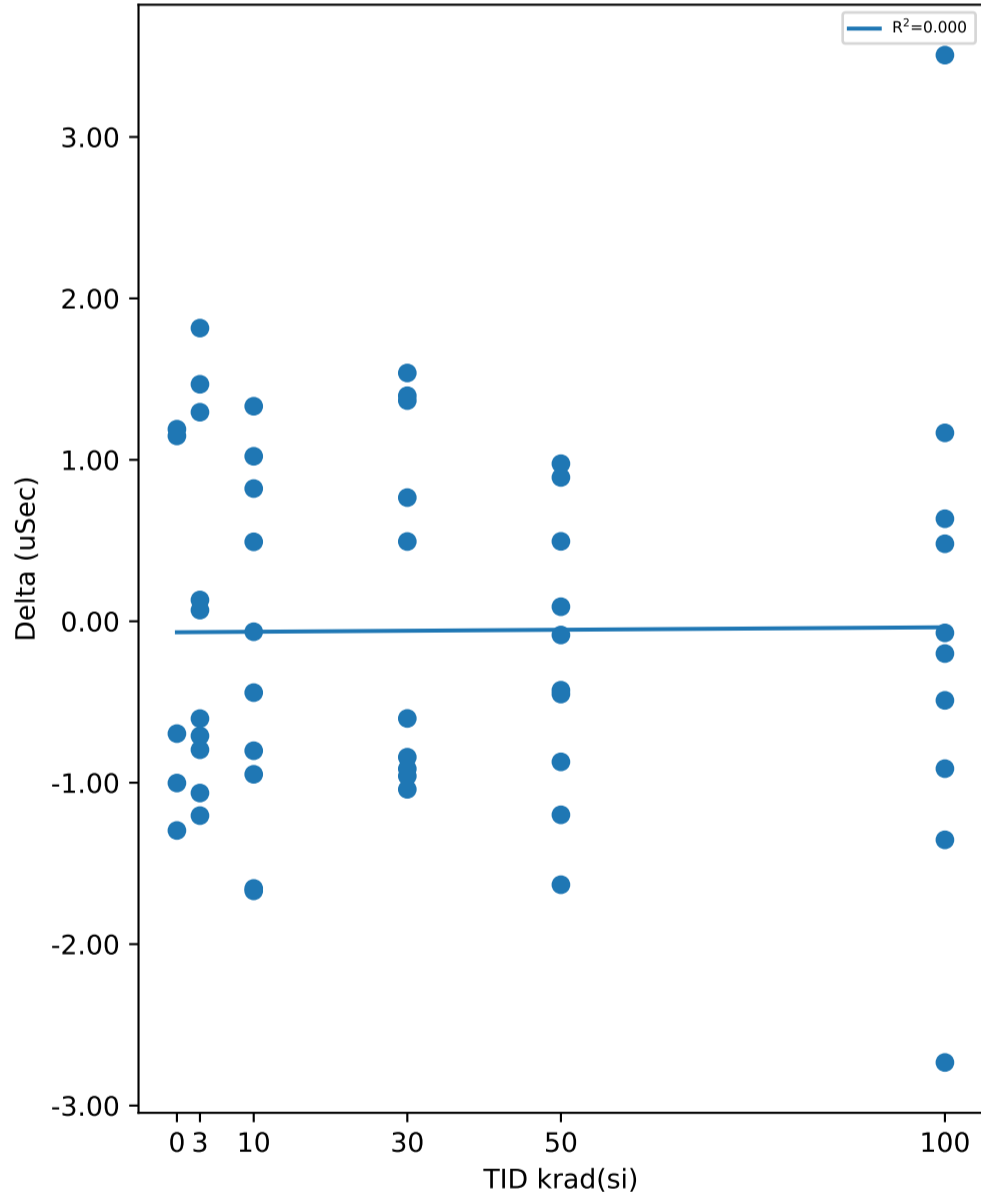
TID vs Result Stats



Test Results (Upper Limit = 73.0 (uSec))

Serial #	krad(si)	Exposure Conditions	Pre Result	Post Result	Delta
1	3	7V Biased HDR	28.43	27.226	-1.204
2	3	7V Biased HDR	25.67	27.486	1.816
3	3	7V Biased HDR	28.02	27.224	-0.796
4	3	7V Biased HDR	27.022	27.091	0.069
5	3	7V Biased HDR	27.525	26.922	-0.603
6	3	Unbiased HDR	25.805	27.1	1.295
7	3	Unbiased HDR	28.485	27.421	-1.064
8	3	Unbiased HDR	28.294	28.426	0.132
9	3	Unbiased HDR	27.898	27.188	-0.71
10	3	Unbiased HDR	26.778	28.246	1.468
11	10	7V Biased HDR	28.231	27.283	-0.948
12	10	7V Biased HDR	27.954	28.776	0.822
13	10	7V Biased HDR	27.854	27.052	-0.802
14	10	7V Biased HDR	25.883	27.215	1.332
15	10	7V Biased HDR	28.895	28.453	-0.442
16	10	Unbiased HDR	26.587	26.522	-0.065
17	10	Unbiased HDR	28.841	27.171	-1.67
18	10	Unbiased HDR	25.318	26.34	1.022
19	10	Unbiased HDR	27.416	25.761	-1.655
20	10	Unbiased HDR	27.671	28.163	0.492
21	30	7V Biased HDR	28.556	27.642	-0.914
22	30	7V Biased HDR	27.021	28.388	1.367
23	30	7V Biased HDR	27.344	26.303	-1.041
24	30	7V Biased HDR	27.728	28.222	0.494
25	30	7V Biased HDR	29.45	28.491	-0.959
26	30	Unbiased HDR	25.916	27.313	1.397
27	30	Unbiased HDR	27.002	26.4	-0.602
28	30	Unbiased HDR	26.723	27.489	0.766
29	30	Unbiased HDR	28.914	28.072	-0.842
30	30	Unbiased HDR	27.083	28.621	1.538
31	50	7V Biased HDR	27.806	26.607	-1.199
32	50	7V Biased HDR	26.839	27.334	0.495
33	50	7V Biased HDR	29.334	28.883	-0.451
34	50	7V Biased HDR	24.552	25.528	0.976
35	50	7V Biased HDR	27.545	26.674	-0.871
36	50	Unbiased HDR	27.444	27.359	-0.085
37	50	Unbiased HDR	27.854	26.222	-1.632
38	50	Unbiased HDR	26.268	27.159	0.891
39	50	Unbiased HDR	28.843	28.416	-0.427
40	50	Unbiased HDR	26.991	27.081	0.09
41	100	7V Biased HDR	28.554	32.061	3.507
42	100	7V Biased HDR	27.028	27.508	0.48
43	100	7V Biased HDR	28.467	28.267	-0.2
44	100	7V Biased HDR	27.446	26.956	-0.49
45	100	7V Biased HDR	28.528	25.795	-2.733
46	100	Unbiased HDR	26.591	27.758	1.167
47	100	Unbiased HDR	28.337	26.983	-1.354
48	100	Unbiased HDR	27.738	27.666	-0.072
49	100	Unbiased HDR	28.022	27.109	-0.913
50	100	Unbiased HDR	27.071	27.706	0.635
51	0	Correlation	28.891	28.195	-0.696
52	0	Correlation	27.955	29.145	1.19
53	0	Correlation	28.727	27.431	-1.296
54	0	Correlation	26.926	28.074	1.148
55	0	Correlation	27.998	26.996	-1.002

TID vs Post - Pre Exposure Delta

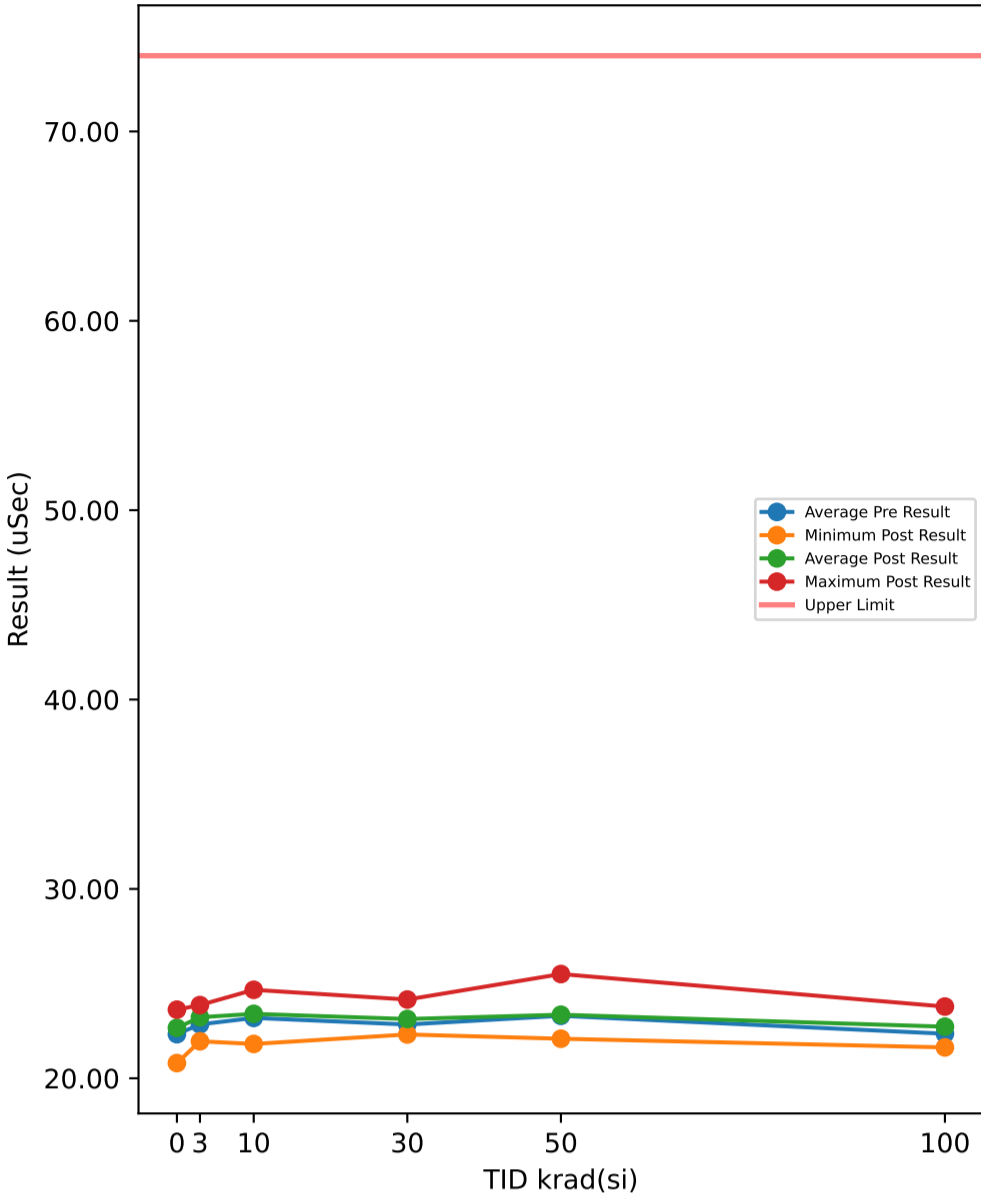


Test Statistics (uSec)

krad(si)	Pre Exposure Min	Pre Exposure Avg	Pre Exposure Max	Pre Exposure Std	Post Exposure Min	Post Exposure Avg	Post Exposure Max	Post Exposure Std	Min Delta	Avg Delta	Max Delta	Std Delta
0	26.926	28.099	28.891	0.77918	26.996	27.968	29.145	0.81873	-1.296	-0.1312	1.19	1.2058
3	25.67	27.393	28.485	1.0409	26.922	27.433	28.426	0.50393	-1.204	0.0403	1.816	1.1165
10	25.318	27.465	28.895	1.1946	25.761	27.274	28.776	0.95608	-1.67	-0.1914	1.332	1.0873
30	25.916	27.574	29.45	1.0905	26.303	27.694	28.621	0.8298	-1.041	0.1204	1.538	1.0945
50	24.552	27.348	29.334	1.336	25.528	27.126	28.883	0.98298	-1.632	-0.2213	0.976	0.86682
100	26.591	27.778	28.554	0.7145	25.795	27.781	32.061	1.6453	-2.733	0.0027	3.507	1.6572

Device Test: 40.1 IOUT_CS_DELAY_RISING(IOUT_CS_RisingDELAY_1p5V)

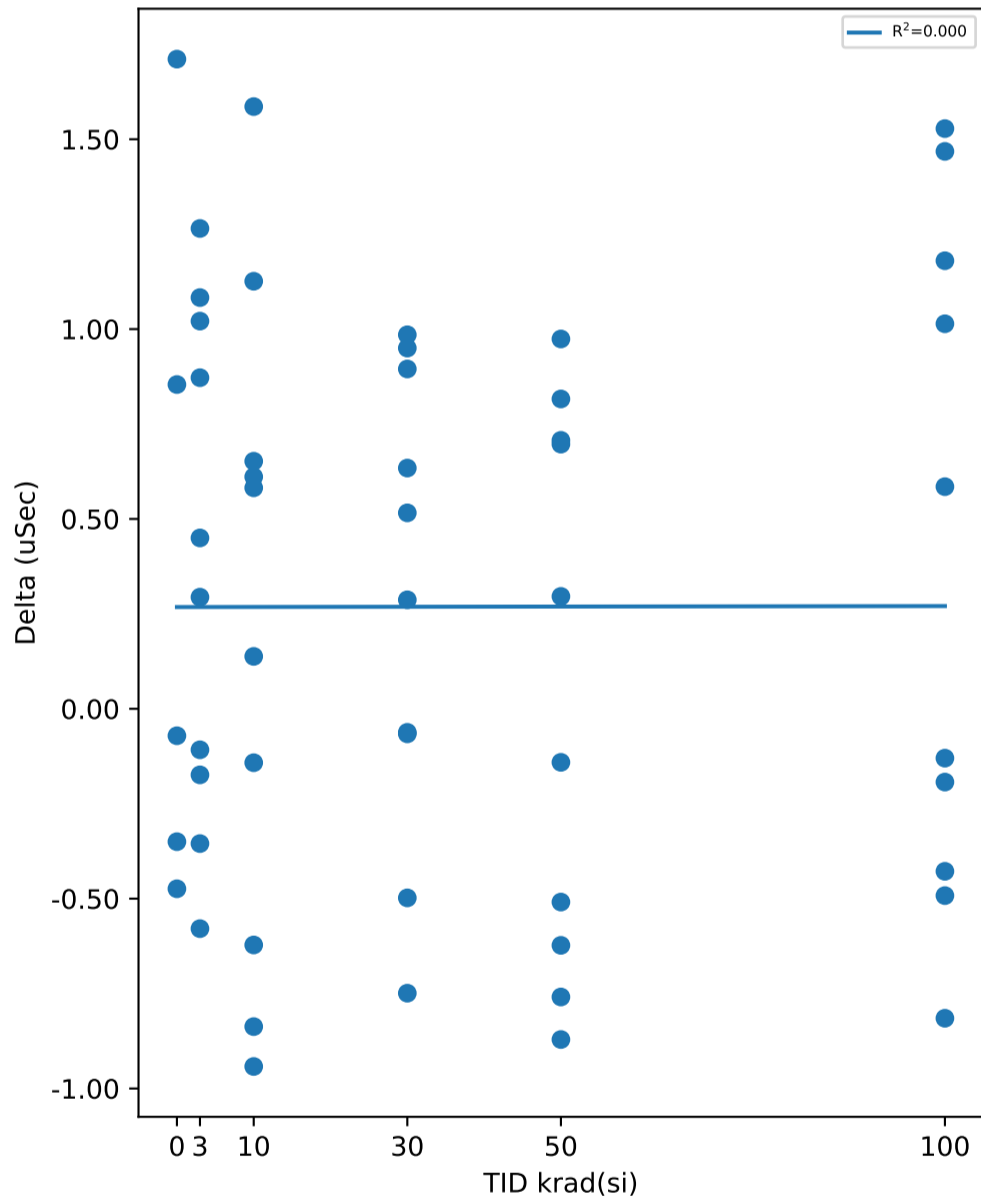
TID vs Result Stats



Test Results (Upper Limit = 74.0 (uSec))

Serial #	krad(si)	Exposure Conditions	Pre Result	Post Result	Delta
1	3	7V Biased HDR	22.149	23.232	1.083
2	3	7V Biased HDR	22.957	23.829	0.872
3	3	7V Biased HDR	24.005	23.426	-0.579
4	3	7V Biased HDR	22.97	22.796	-0.174
5	3	7V Biased HDR	22.845	23.866	1.021
6	3	Unbiased HDR	23.042	23.492	0.45
7	3	Unbiased HDR	23.494	23.139	-0.355
8	3	Unbiased HDR	22.061	21.953	-0.108
9	3	Unbiased HDR	22.177	23.442	1.265
10	3	Unbiased HDR	22.768	23.062	0.294
11	10	7V Biased HDR	24.019	23.397	-0.622
12	10	7V Biased HDR	23.29	22.348	-0.942
13	10	7V Biased HDR	23.184	23.836	0.652
14	10	7V Biased HDR	23.314	23.925	0.611
15	10	7V Biased HDR	22.651	21.814	-0.837
16	10	Unbiased HDR	23.441	23.579	0.138
17	10	Unbiased HDR	22.034	23.62	1.586
18	10	Unbiased HDR	23.546	24.672	1.126
19	10	Unbiased HDR	24.428	24.286	-0.142
20	10	Unbiased HDR	21.967	22.549	0.582
21	30	7V Biased HDR	21.983	22.878	0.895
22	30	7V Biased HDR	22.089	23.039	0.95
23	30	7V Biased HDR	24.692	23.943	-0.749
24	30	7V Biased HDR	22.533	22.471	-0.062
25	30	7V Biased HDR	21.68	22.314	0.634
26	30	Unbiased HDR	23.171	23.687	0.516
27	30	Unbiased HDR	24.657	24.159	-0.498
28	30	Unbiased HDR	23.77	23.704	-0.066
29	30	Unbiased HDR	21.648	22.633	0.985
30	30	Unbiased HDR	22.184	22.471	0.287
31	50	7V Biased HDR	24.285	23.662	-0.623
32	50	7V Biased HDR	23.521	23.012	-0.509
33	50	7V Biased HDR	21.392	22.089	0.697
34	50	7V Biased HDR	24.689	25.505	0.816
35	50	7V Biased HDR	23.95	23.191	-0.759
36	50	Unbiased HDR	22.741	23.037	0.296
37	50	Unbiased HDR	23.12	24.094	0.974
38	50	Unbiased HDR	22.623	23.33	0.707
39	50	Unbiased HDR	23.245	22.374	-0.871
40	50	Unbiased HDR	23.418	23.277	-0.141
41	100	7V Biased HDR	21.84	23.02	1.18
42	100	7V Biased HDR	22.091	21.898	-0.193
43	100	7V Biased HDR	22.446	21.631	-0.815
44	100	7V Biased HDR	22.479	22.051	-0.428
45	100	7V Biased HDR	22.319	23.787	1.468
46	100	Unbiased HDR	22.173	23.701	1.528
47	100	Unbiased HDR	22.985	22.493	-0.492
48	100	Unbiased HDR	22.879	22.749	-0.13
49	100	Unbiased HDR	22.583	23.597	1.014
50	100	Unbiased HDR	21.743	22.328	0.585
51	0	Correlation	22.372	22.301	-0.071
52	0	Correlation	21.154	20.804	-0.35
53	0	Correlation	21.329	23.04	1.711
54	0	Correlation	22.691	23.545	0.854
55	0	Correlation	24.098	23.624	-0.474

TID vs Post - Pre Exposure Delta

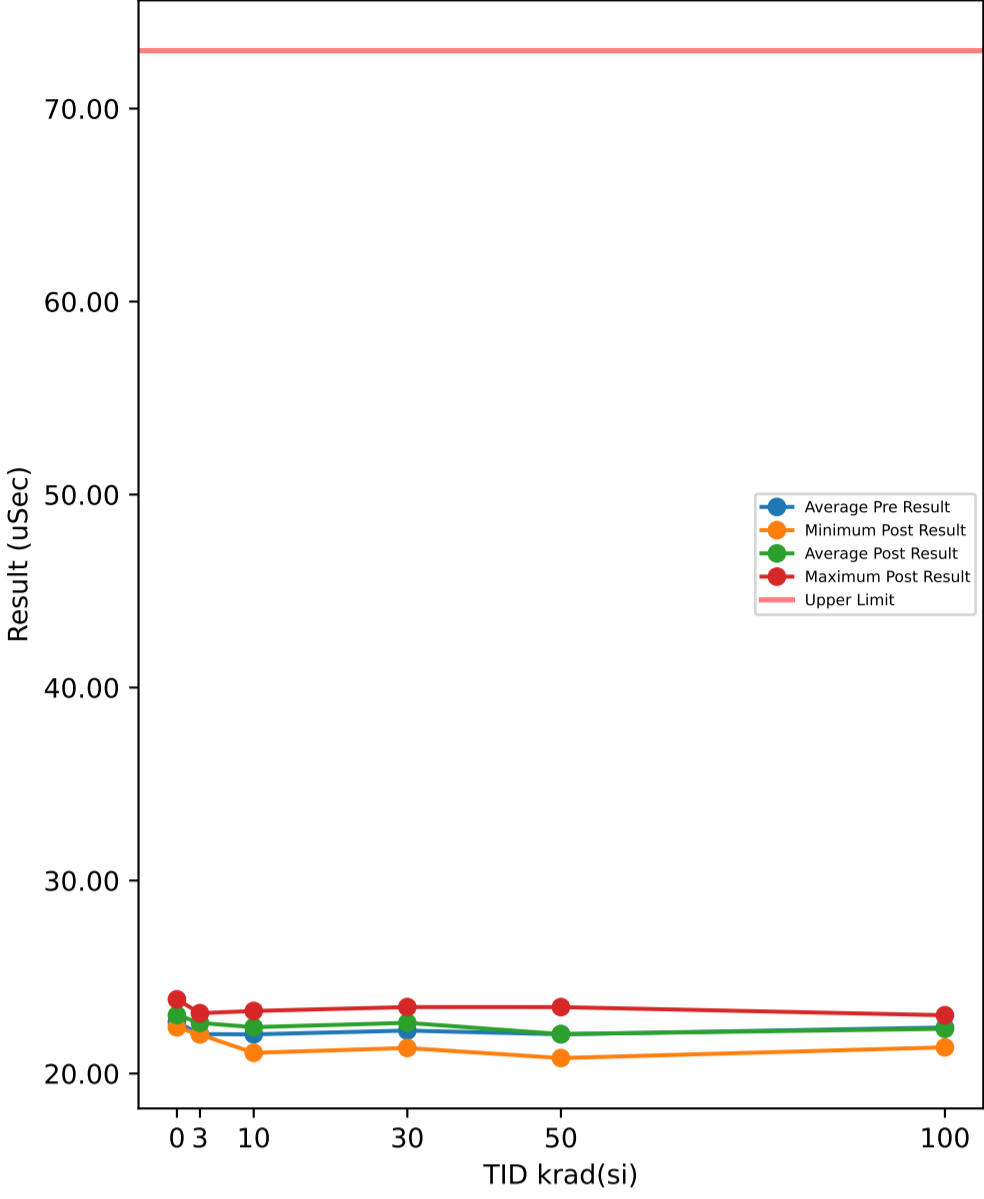


Test Statistics (uSec)

krad(si)	Pre Exposure Min	Pre Exposure Avg	Pre Exposure Max	Pre Exposure Std	Post Exposure Min	Post Exposure Avg	Post Exposure Max	Post Exposure Std	Min Delta	Avg Delta	Max Delta	Std Delta
0	21.154	22.329	24.098	1.1877	20.804	22.663	23.624	1.1652	-0.474	0.334	1.711	0.92888
3	22.061	22.847	24.005	0.61328	21.953	23.224	23.866	0.55483	-0.579	0.3769	1.265	0.66228
10	21.967	23.187	24.428	0.78582	21.814	23.403	24.672	0.90033	-0.942	0.2152	1.586	0.84796
30	21.648	22.841	24.692	1.1688	22.314	23.13	24.159	0.68417	-0.749	0.2892	0.985	0.6151
50	21.392	23.298	24.689	0.93283	22.089	23.357	25.505	0.94753	-0.871	0.0587	0.974	0.71919
100	21.743	22.354	22.985	0.40702	21.631	22.726	23.787	0.77995	-0.815	0.3717	1.528	0.88284

Device Test: 40.2 IOUT_CS_DELAY_FALLING(IOUT_CS_FallingDELAY_1p8V)

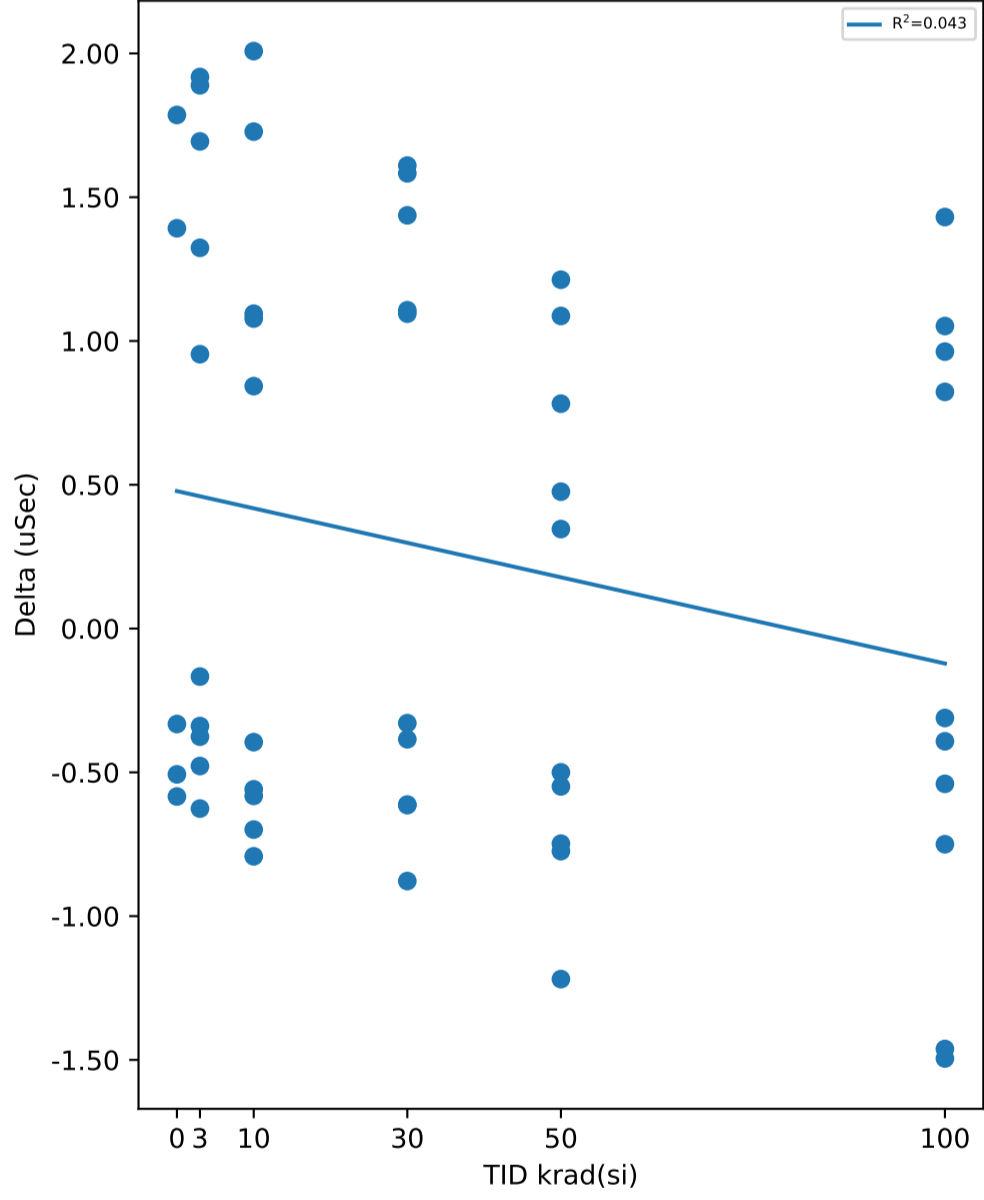
TID vs Result Stats



Test Results (Upper Limit = 73.0 (uSec))

Serial #	krad(si)	Exposure Conditions	Pre Result	Post Result	Delta
1	3	7V Biased HDR	23.331	22.853	-0.478
2	3	7V Biased HDR	20.137	22.026	1.889
3	3	7V Biased HDR	22.365	22.026	-0.339
4	3	7V Biased HDR	21.45	22.774	1.324
5	3	7V Biased HDR	23.038	22.662	-0.376
6	3	Unbiased HDR	20.925	22.843	1.918
7	3	Unbiased HDR	23.249	22.623	-0.626
8	3	Unbiased HDR	22.174	23.128	0.954
9	3	Unbiased HDR	22.779	22.612	-0.167
10	3	Unbiased HDR	20.989	22.683	1.694
11	10	7V Biased HDR	22.682	21.89	-0.792
12	10	7V Biased HDR	22.005	23.083	1.078
13	10	7V Biased HDR	23.196	22.637	-0.559
14	10	7V Biased HDR	20.239	22.247	2.008
15	10	7V Biased HDR	23.63	23.048	-0.582
16	10	Unbiased HDR	21.35	22.193	0.843
17	10	Unbiased HDR	23.192	22.797	-0.395
18	10	Unbiased HDR	20.093	21.821	1.728
19	10	Unbiased HDR	21.773	21.074	-0.699
20	10	Unbiased HDR	22.147	23.242	1.095
21	30	7V Biased HDR	23.274	22.945	-0.329
22	30	7V Biased HDR	21.482	22.919	1.437
23	30	7V Biased HDR	21.965	21.351	-0.614
24	30	7V Biased HDR	21.902	23.009	1.107
25	30	7V Biased HDR	24.056	23.444	-0.612
26	30	Unbiased HDR	20.814	22.397	1.583
27	30	Unbiased HDR	22.201	21.323	-0.878
28	30	Unbiased HDR	21.422	22.517	1.095
29	30	Unbiased HDR	23.566	23.181	-0.385
30	30	Unbiased HDR	21.578	23.188	1.61
31	50	7V Biased HDR	22.317	21.098	-1.219
32	50	7V Biased HDR	21.361	21.707	0.346
33	50	7V Biased HDR	23.942	23.442	-0.5
34	50	7V Biased HDR	19.715	20.802	1.087
35	50	7V Biased HDR	22.08	21.531	-0.549
36	50	Unbiased HDR	21.903	22.685	0.782
37	50	Unbiased HDR	22.942	22.168	-0.774
38	50	Unbiased HDR	21.062	22.275	1.213
39	50	Unbiased HDR	23.222	22.474	-0.748
40	50	Unbiased HDR	21.791	22.267	0.476
41	100	7V Biased HDR	23.373	21.878	-1.495
42	100	7V Biased HDR	21.575	22.538	0.963
43	100	7V Biased HDR	23.007	22.467	-0.54
44	100	7V Biased HDR	22.099	21.788	-0.311
45	100	7V Biased HDR	22.82	21.358	-1.462
46	100	Unbiased HDR	21.59	23.021	1.431
47	100	Unbiased HDR	23.125	22.375	-0.75
48	100	Unbiased HDR	21.886	22.709	0.823
49	100	Unbiased HDR	22.636	22.244	-0.392
50	100	Unbiased HDR	21.744	22.796	1.052
51	0	Correlation	23.293	22.786	-0.507
52	0	Correlation	22.451	23.843	1.392
53	0	Correlation	23.325	22.993	-0.332
54	0	Correlation	21.326	23.112	1.786
55	0	Correlation	22.978	22.394	-0.584

TID vs Post - Pre Exposure Delta

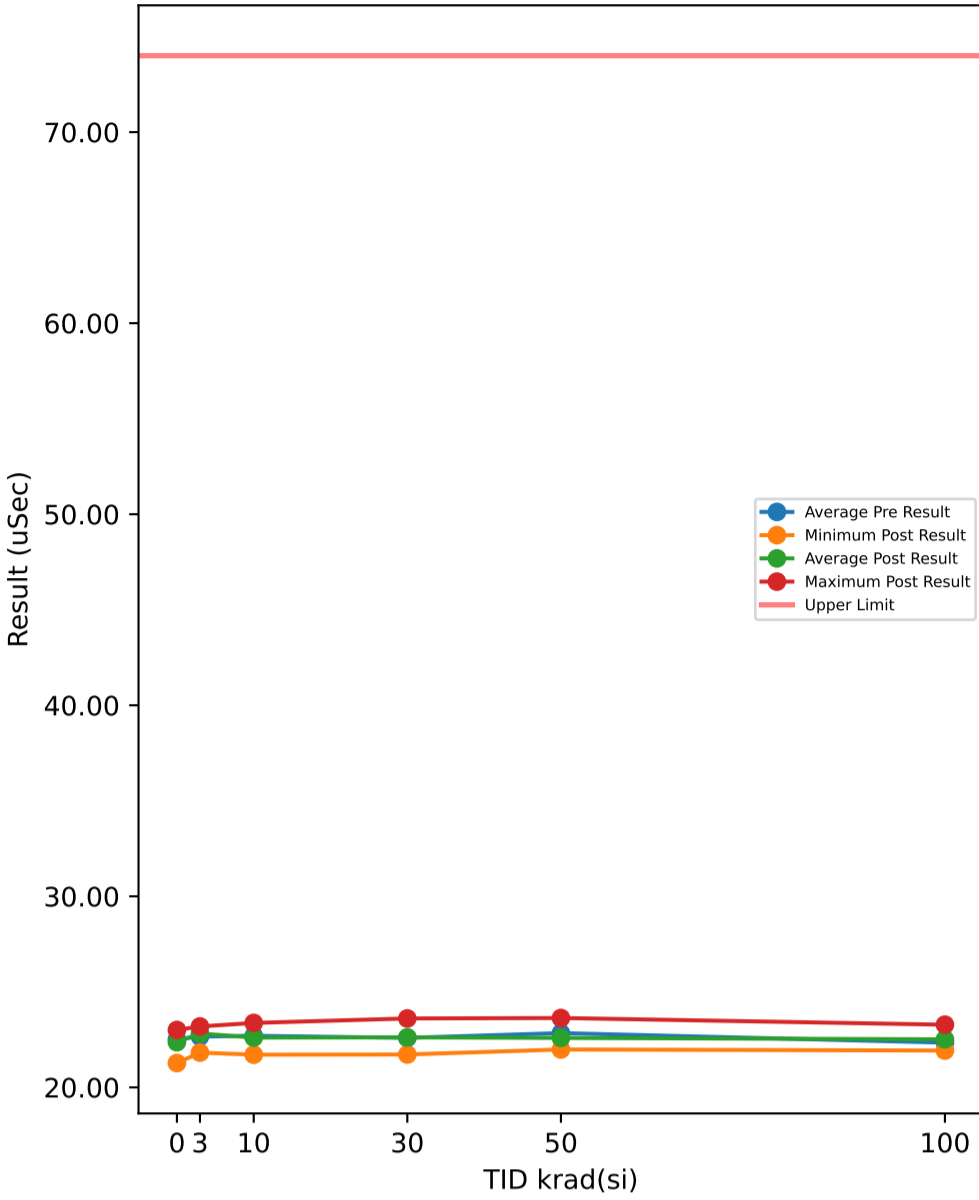


Test Statistics (uSec)

krad(si)	Pre Exposure Min	Pre Exposure Avg	Pre Exposure Max	Pre Exposure Std	Post Exposure Min	Post Exposure Avg	Post Exposure Max	Post Exposure Std	Min Delta	Avg Delta	Max Delta	Std Delta
0	21.326	22.675	23.325	0.8316	22.394	23.026	23.843	0.53221	-0.584	0.351	1.786	1.1423
3	20.137	22.044	23.331	1.1111	22.026	22.623	23.128	0.34916	-0.626	0.5793	1.918	1.0713
10	20.093	22.031	23.63	1.2109	21.074	22.403	23.242	0.68548	-0.792	0.3725	2.008	1.0866
30	20.814	22.226	24.056	1.0557	21.323	22.627	23.444	0.74648	-0.878	0.4014	1.61	1.0411
50	19.715	22.034	23.942	1.193	20.802	22.045	23.442	0.78052	-1.219	0.0114	1.213	0.86957
100	21.575	22.386	23.373	0.68253	21.358	22.317	23.021	0.5111	-1.495	-0.0681	1.431	1.064

Device Test: 40.3 IOUT_CS_DELAY_RISING(IOUT_CS_RisingDELAY_1p8V)

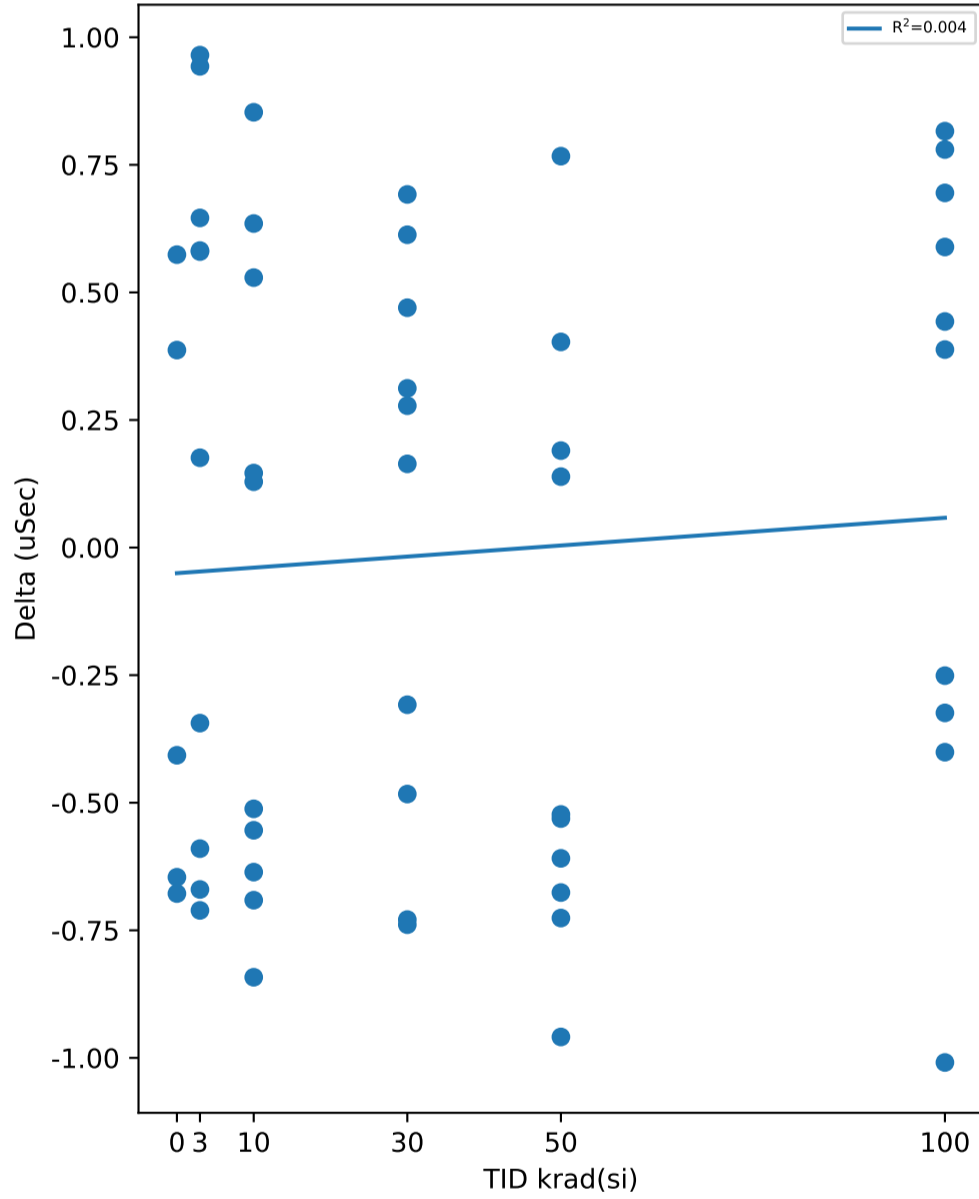
TID vs Result Stats



Test Results (Upper Limit = 74.0 (uSec))

Serial #	krad(si)	Exposure Conditions	Pre Result	Post Result	Delta
1	3	7V Biased HDR	22.229	23.172	0.943
2	3	7V Biased HDR	22.425	23.005	0.58
3	3	7V Biased HDR	23.632	23.042	-0.59
4	3	7V Biased HDR	22.691	22.021	-0.67
5	3	7V Biased HDR	22.912	23.088	0.176
6	3	Unbiased HDR	22.543	23.189	0.646
7	3	Unbiased HDR	23.382	23.038	-0.344
8	3	Unbiased HDR	22.531	21.82	-0.711
9	3	Unbiased HDR	21.906	22.871	0.965
10	3	Unbiased HDR	22.357	22.939	0.582
11	10	7V Biased HDR	23.227	23.373	0.146
12	10	7V Biased HDR	22.686	21.995	-0.691
13	10	7V Biased HDR	22.398	22.927	0.529
14	10	7V Biased HDR	22.655	22.784	0.129
15	10	7V Biased HDR	22.833	22.279	-0.554
16	10	Unbiased HDR	22.554	21.712	-0.842
17	10	Unbiased HDR	22.335	22.97	0.635
18	10	Unbiased HDR	22.429	23.282	0.853
19	10	Unbiased HDR	23.399	22.887	-0.512
20	10	Unbiased HDR	22.498	21.862	-0.636
21	30	7V Biased HDR	21.754	22.446	0.692
22	30	7V Biased HDR	22.385	22.855	0.47
23	30	7V Biased HDR	23.915	23.607	-0.308
24	30	7V Biased HDR	22.451	21.722	-0.729
25	30	7V Biased HDR	21.671	22.284	0.613
26	30	Unbiased HDR	22.671	22.983	0.312
27	30	Unbiased HDR	23.868	23.129	-0.739
28	30	Unbiased HDR	23.2	22.717	-0.483
29	30	Unbiased HDR	21.795	22.073	0.278
30	30	Unbiased HDR	22.199	22.363	0.164
31	50	7V Biased HDR	23.638	23.115	-0.523
32	50	7V Biased HDR	23.043	22.084	-0.959
33	50	7V Biased HDR	21.794	21.984	0.19
34	50	7V Biased HDR	23.492	23.631	0.139
35	50	7V Biased HDR	23.348	22.622	-0.726
36	50	Unbiased HDR	22.764	22.233	-0.531
37	50	Unbiased HDR	22.248	22.651	0.403
38	50	Unbiased HDR	21.734	22.501	0.767
39	50	Unbiased HDR	23.525	22.849	-0.676
40	50	Unbiased HDR	22.827	22.218	-0.609
41	100	7V Biased HDR	21.87	22.459	0.589
42	100	7V Biased HDR	21.951	22.767	0.816
43	100	7V Biased HDR	22.937	21.928	-1.009
44	100	7V Biased HDR	22.44	22.039	-0.401
45	100	7V Biased HDR	22.141	22.584	0.443
46	100	Unbiased HDR	22.501	23.281	0.78
47	100	Unbiased HDR	22.797	22.473	-0.324
48	100	Unbiased HDR	22.638	22.387	-0.251
49	100	Unbiased HDR	22.434	22.822	0.388
50	100	Unbiased HDR	21.717	22.412	0.695
51	0	Correlation	23.104	22.426	-0.678
52	0	Correlation	21.919	21.273	-0.646
53	0	Correlation	21.544	22.118	0.574
54	0	Correlation	22.616	23.003	0.387
55	0	Correlation	23.412	23.005	-0.407

TID vs Post - Pre Exposure Delta

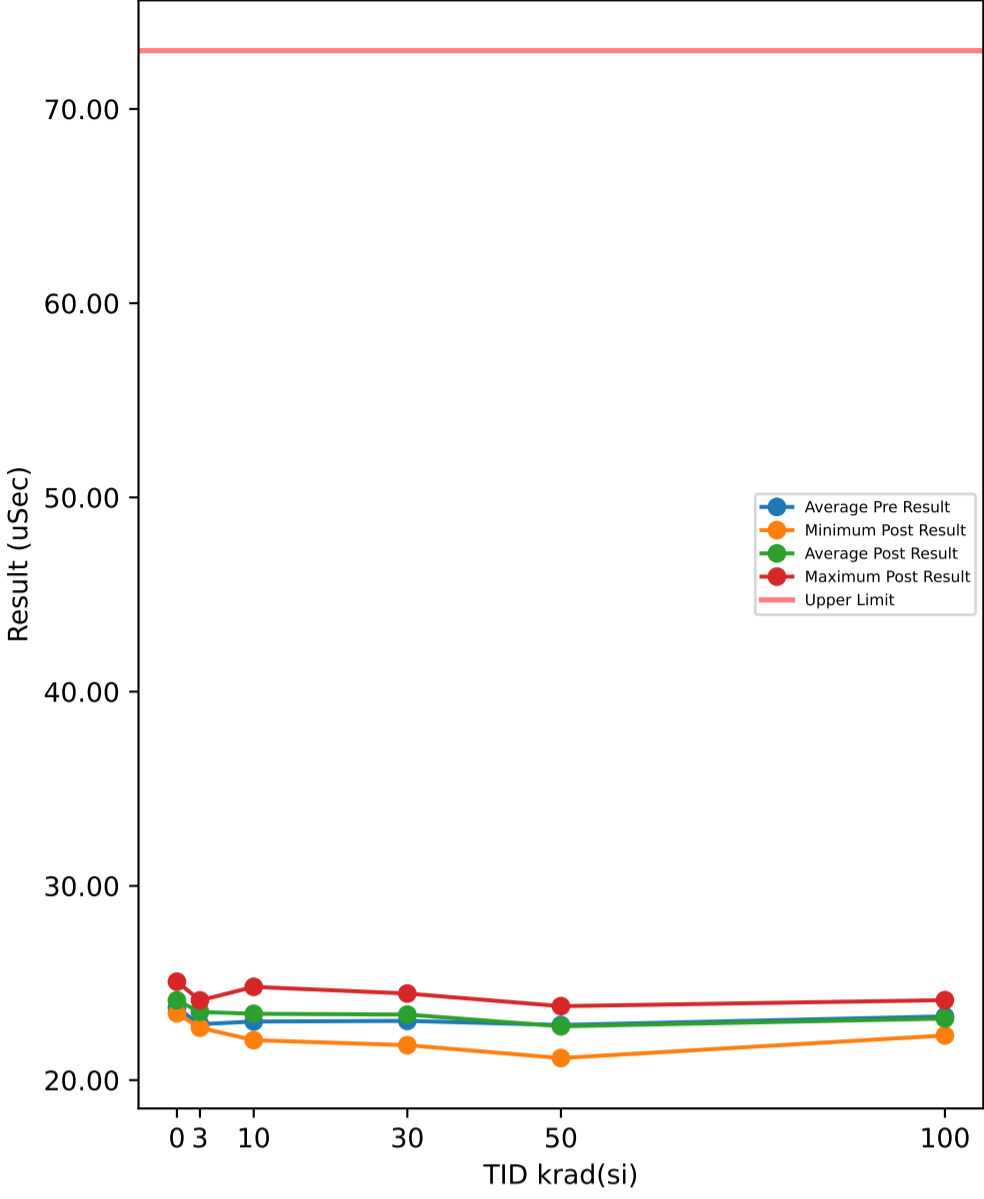


Test Statistics (uSec)

krad(si)	Pre Exposure Min	Pre Exposure Avg	Pre Exposure Max	Pre Exposure Std	Post Exposure Min	Post Exposure Avg	Post Exposure Max	Post Exposure Std	Min Delta	Avg Delta	Max Delta	Std Delta
0	21.544	22.519	23.412	0.78417	21.273	22.365	23.005	0.72004	-0.678	-0.154	0.574	0.59231
3	21.906	22.661	23.632	0.52304	21.82	22.819	23.189	0.48512	-0.711	0.1577	0.965	0.67627
10	22.335	22.701	23.399	0.35687	21.712	22.607	23.373	0.59856	-0.842	-0.0943	0.853	0.62536
30	21.671	22.591	23.915	0.82713	21.722	22.618	23.607	0.55221	-0.739	0.027	0.692	0.54523
50	21.734	22.841	23.638	0.70743	21.984	22.589	23.631	0.50861	-0.959	-0.2525	0.767	0.57722
100	21.717	22.343	22.937	0.40807	21.928	22.515	23.281	0.38763	-1.009	0.1726	0.816	0.6236

Device Test: 40.4 IOUT_CS_DELAY_FALLING(IOUT_CS_FallingDELAY_3p3V)

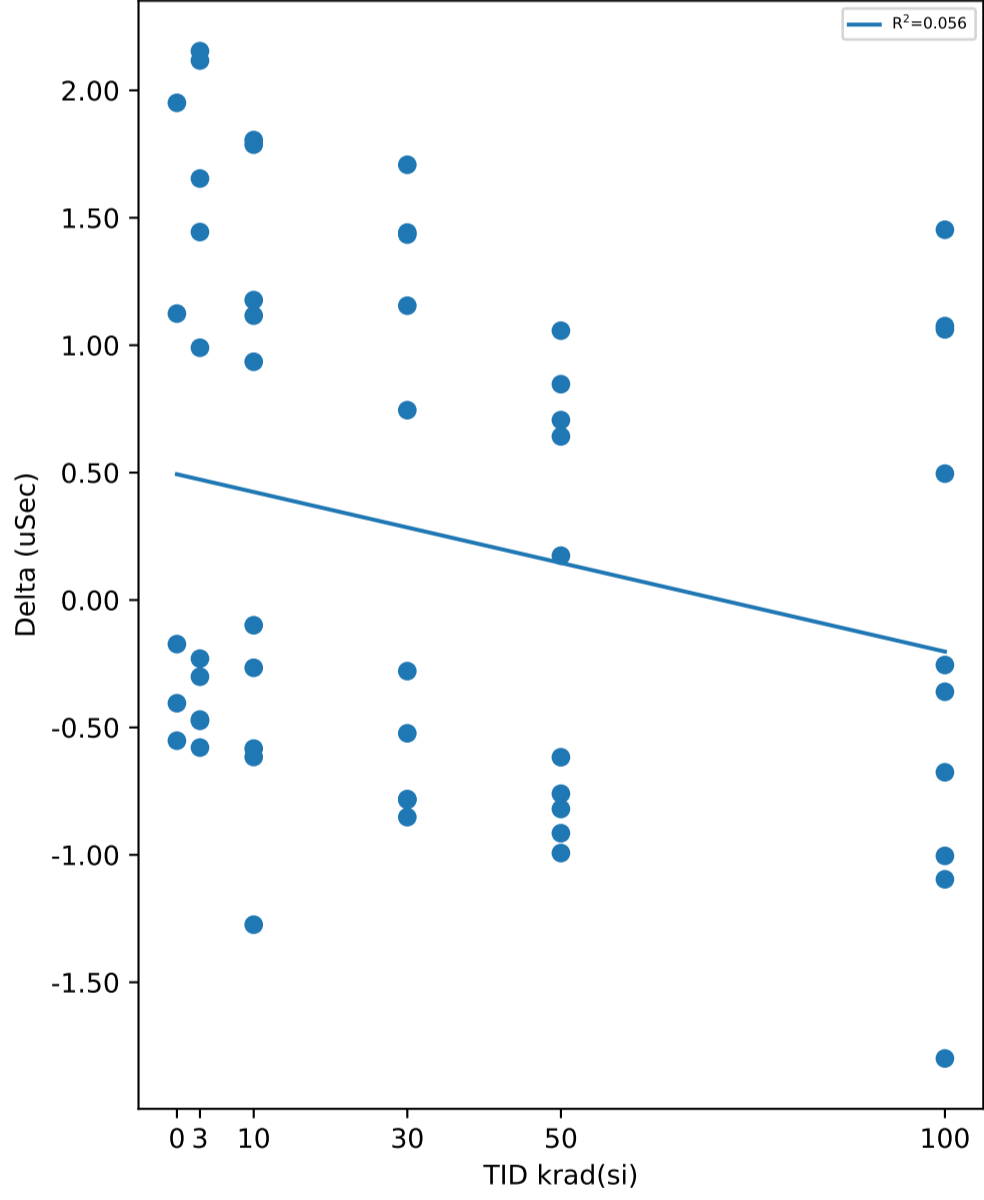
TID vs Result Stats



Test Results (Upper Limit = 73.0 (uSec))

Serial #	krad(si)	Exposure Conditions	Pre Result	Post Result	Delta
1	3	7V Biased HDR	24.148	23.847	-0.301
2	3	7V Biased HDR	21.061	23.215	2.154
3	3	7V Biased HDR	23.17	22.696	-0.474
4	3	7V Biased HDR	22.662	24.106	1.444
5	3	7V Biased HDR	23.834	23.604	-0.23
6	3	Unbiased HDR	21.777	23.894	2.117
7	3	Unbiased HDR	24.351	23.772	-0.579
8	3	Unbiased HDR	22.786	23.776	0.99
9	3	Unbiased HDR	23.262	22.793	-0.469
10	3	Unbiased HDR	21.746	23.4	1.654
11	10	7V Biased HDR	23.725	22.451	-1.274
12	10	7V Biased HDR	22.759	23.694	0.935
13	10	7V Biased HDR	23.957	23.691	-0.266
14	10	7V Biased HDR	20.93	22.735	1.805
15	10	7V Biased HDR	24.57	23.987	-0.583
16	10	Unbiased HDR	22.829	24.006	1.177
17	10	Unbiased HDR	23.669	23.57	-0.099
18	10	Unbiased HDR	21.367	23.154	1.787
19	10	Unbiased HDR	22.674	22.058	-0.616
20	10	Unbiased HDR	23.686	24.802	1.116
21	30	7V Biased HDR	24.551	24.272	-0.279
22	30	7V Biased HDR	22.133	23.575	1.442
23	30	7V Biased HDR	22.651	21.799	-0.852
24	30	7V Biased HDR	23.304	24.459	1.155
25	30	7V Biased HDR	24.824	24.301	-0.523
26	30	Unbiased HDR	21.719	23.153	1.434
27	30	Unbiased HDR	22.723	21.939	-0.784
28	30	Unbiased HDR	22.023	22.768	0.745
29	30	Unbiased HDR	24.303	23.522	-0.781
30	30	Unbiased HDR	22.266	23.974	1.708
31	50	7V Biased HDR	23.086	22.093	-0.993
32	50	7V Biased HDR	22.016	22.19	0.174
33	50	7V Biased HDR	24.425	23.808	-0.617
34	50	7V Biased HDR	20.289	21.136	0.847
35	50	7V Biased HDR	22.862	21.947	-0.915
36	50	Unbiased HDR	22.478	23.184	0.706
37	50	Unbiased HDR	23.899	23.139	-0.76
38	50	Unbiased HDR	22.497	23.554	1.057
39	50	Unbiased HDR	23.797	22.977	-0.82
40	50	Unbiased HDR	23.031	23.673	0.642
41	100	7V Biased HDR	24.812	23.013	-1.799
42	100	7V Biased HDR	21.931	23.006	1.075
43	100	7V Biased HDR	24.001	23.325	-0.676
44	100	7V Biased HDR	23.035	22.78	-0.255
45	100	7V Biased HDR	23.302	22.298	-1.004
46	100	Unbiased HDR	22.395	23.457	1.062
47	100	Unbiased HDR	23.968	22.872	-1.096
48	100	Unbiased HDR	23.025	23.521	0.496
49	100	Unbiased HDR	23.669	23.309	-0.36
50	100	Unbiased HDR	22.665	24.118	1.453
51	0	Correlation	24.038	23.633	-0.405
52	0	Correlation	23.946	25.07	1.124
53	0	Correlation	24.414	24.241	-0.173
54	0	Correlation	22.215	24.166	1.951
55	0	Correlation	23.991	23.439	-0.552

TID vs Post - Pre Exposure Delta

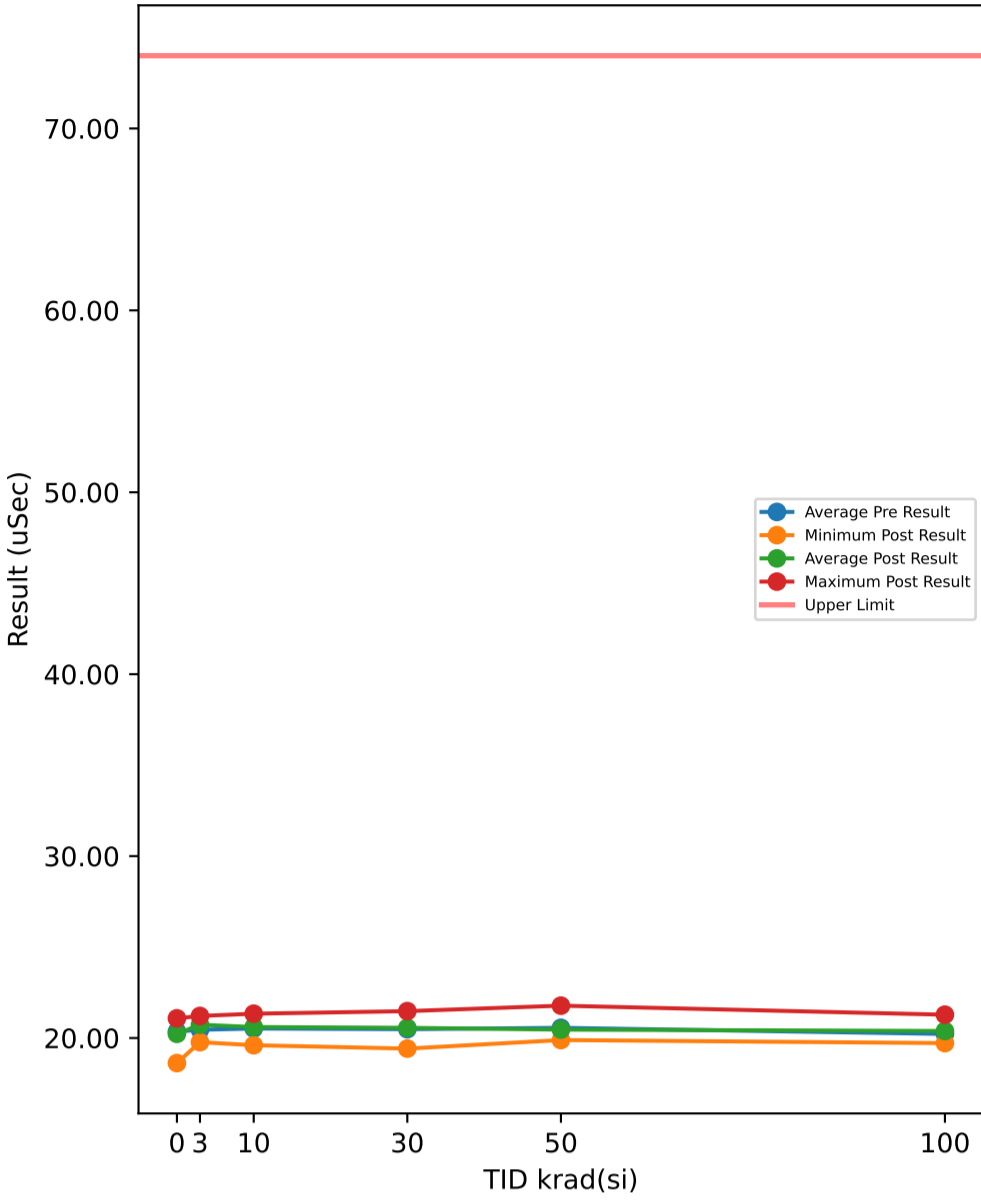


Test Statistics (uSec)

krad(si)	Pre Exposure Min	Pre Exposure Avg	Pre Exposure Max	Pre Exposure Std	Post Exposure Min	Post Exposure Avg	Post Exposure Max	Post Exposure Std	Min Delta	Avg Delta	Max Delta	Std Delta
0	22.215	23.721	24.414	0.86202	23.439	24.11	25.07	0.63633	-0.552	0.389	1.951	1.0968
3	21.061	22.88	24.351	1.0944	22.696	23.51	24.106	0.47613	-0.579	0.6306	2.154	1.1484
10	20.93	23.017	24.57	1.1531	22.058	23.415	24.802	0.82189	-1.274	0.3982	1.805	1.0951
30	21.719	23.05	24.824	1.1344	21.799	23.376	24.459	0.95575	-0.852	0.3265	1.708	1.0634
50	20.289	22.838	24.425	1.1587	21.136	22.77	23.808	0.88191	-0.993	-0.0679	1.057	0.82888
100	21.931	23.28	24.812	0.85624	22.298	23.17	24.118	0.49446	-1.799	-0.1104	1.453	1.0861

Device Test: 40.5 IOUT_CS_DELAY_RISING(IOUT_CS_RisingDELAY_3p3V)

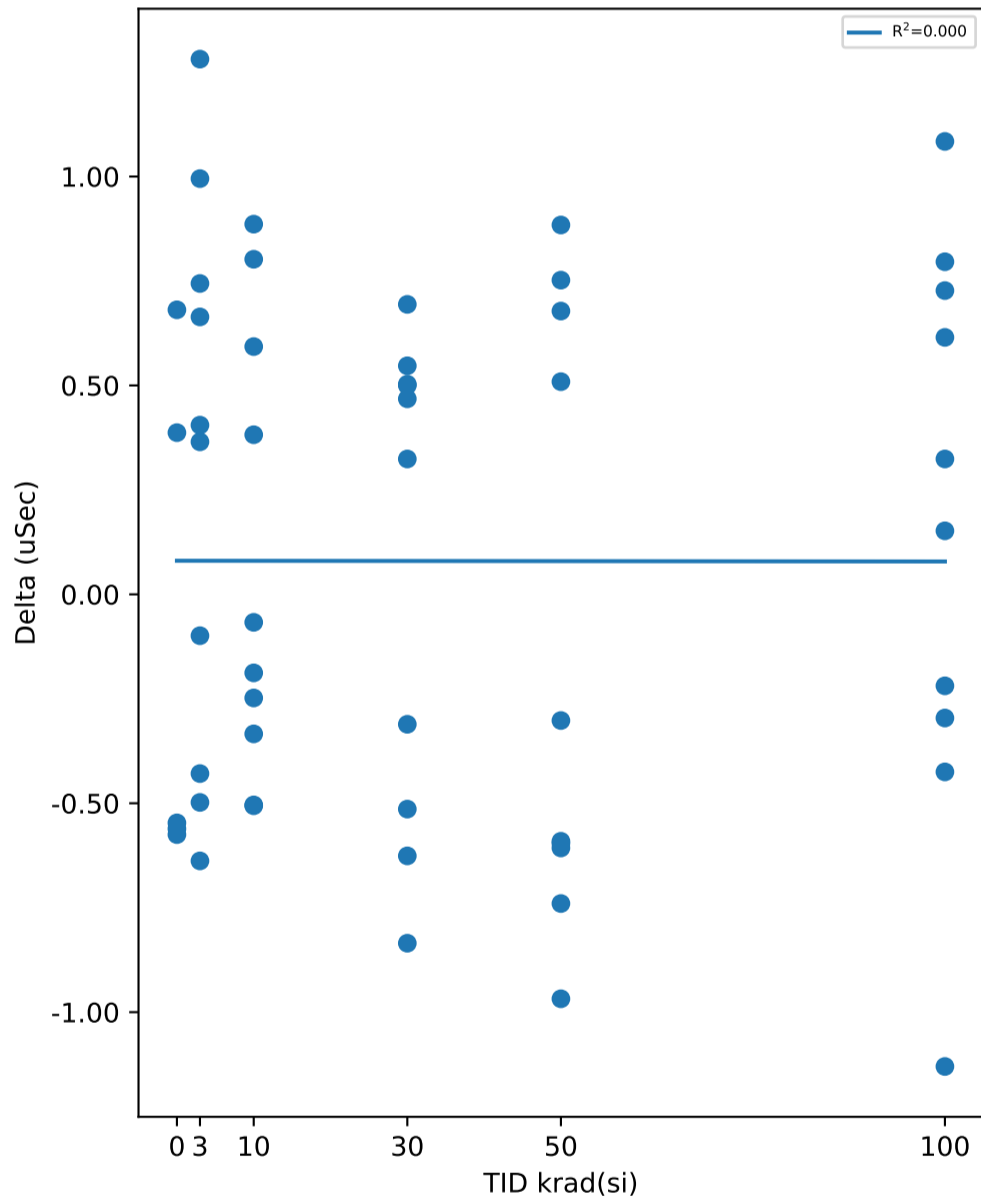
TID vs Result Stats



Test Results (Upper Limit = 74.0 (uSec))

Serial #	krad(si)	Exposure Conditions	Pre Result	Post Result	Delta
1	3	7V Biased HDR	20.303	20.708	0.405
2	3	7V Biased HDR	20.172	20.836	0.664
3	3	7V Biased HDR	21.71	21.212	-0.498
4	3	7V Biased HDR	20.409	19.771	-0.638
5	3	7V Biased HDR	20.776	21.141	0.365
6	3	Unbiased HDR	19.751	21.032	1.281
7	3	Unbiased HDR	20.952	20.523	-0.429
8	3	Unbiased HDR	20.277	20.178	-0.099
9	3	Unbiased HDR	20.113	20.857	0.744
10	3	Unbiased HDR	20.047	21.042	0.995
11	10	7V Biased HDR	21.403	21.336	-0.067
12	10	7V Biased HDR	20.763	20.259	-0.504
13	10	7V Biased HDR	20.354	20.736	0.382
14	10	7V Biased HDR	20.437	21.03	0.593
15	10	7V Biased HDR	20.515	20.009	-0.506
16	10	Unbiased HDR	19.982	19.648	-0.334
17	10	Unbiased HDR	20.268	21.154	0.886
18	10	Unbiased HDR	20.516	21.318	0.802
19	10	Unbiased HDR	21.126	20.938	-0.188
20	10	Unbiased HDR	19.852	19.604	-0.248
21	30	7V Biased HDR	19.809	20.277	0.468
22	30	7V Biased HDR	20.319	20.822	0.503
23	30	7V Biased HDR	21.991	21.477	-0.514
24	30	7V Biased HDR	20.253	19.418	-0.835
25	30	7V Biased HDR	19.708	20.208	0.5
26	30	Unbiased HDR	20.034	20.728	0.694
27	30	Unbiased HDR	21.714	21.088	-0.626
28	30	Unbiased HDR	21.299	20.988	-0.311
29	30	Unbiased HDR	19.513	20.06	0.547
30	30	Unbiased HDR	20.206	20.53	0.324
31	50	7V Biased HDR	21.307	20.567	-0.74
32	50	7V Biased HDR	20.479	19.888	-0.591
33	50	7V Biased HDR	19.518	20.027	0.509
34	50	7V Biased HDR	20.894	21.778	0.884
35	50	7V Biased HDR	21.052	20.445	-0.607
36	50	Unbiased HDR	20.776	20.474	-0.302
37	50	Unbiased HDR	19.764	20.516	0.752
38	50	Unbiased HDR	19.434	20.112	0.678
39	50	Unbiased HDR	21.71	20.742	-0.968
40	50	Unbiased HDR	20.661	20.065	-0.596
41	100	7V Biased HDR	19.613	19.937	0.324
42	100	7V Biased HDR	20.246	20.861	0.615
43	100	7V Biased HDR	20.85	19.72	-1.13
44	100	7V Biased HDR	20.572	20.276	-0.296
45	100	7V Biased HDR	19.926	20.653	0.727
46	100	Unbiased HDR	20.198	21.282	1.084
47	100	Unbiased HDR	20.745	20.32	-0.425
48	100	Unbiased HDR	20.584	20.365	-0.219
49	100	Unbiased HDR	20.42	20.572	0.152
50	100	Unbiased HDR	19.074	19.87	0.796
51	0	Correlation	21.06	20.485	-0.575
52	0	Correlation	19.184	18.623	-0.561
53	0	Correlation	19.668	20.055	0.387
54	0	Correlation	20.401	21.082	0.681
55	0	Correlation	21.452	20.905	-0.547

TID vs Post - Pre Exposure Delta

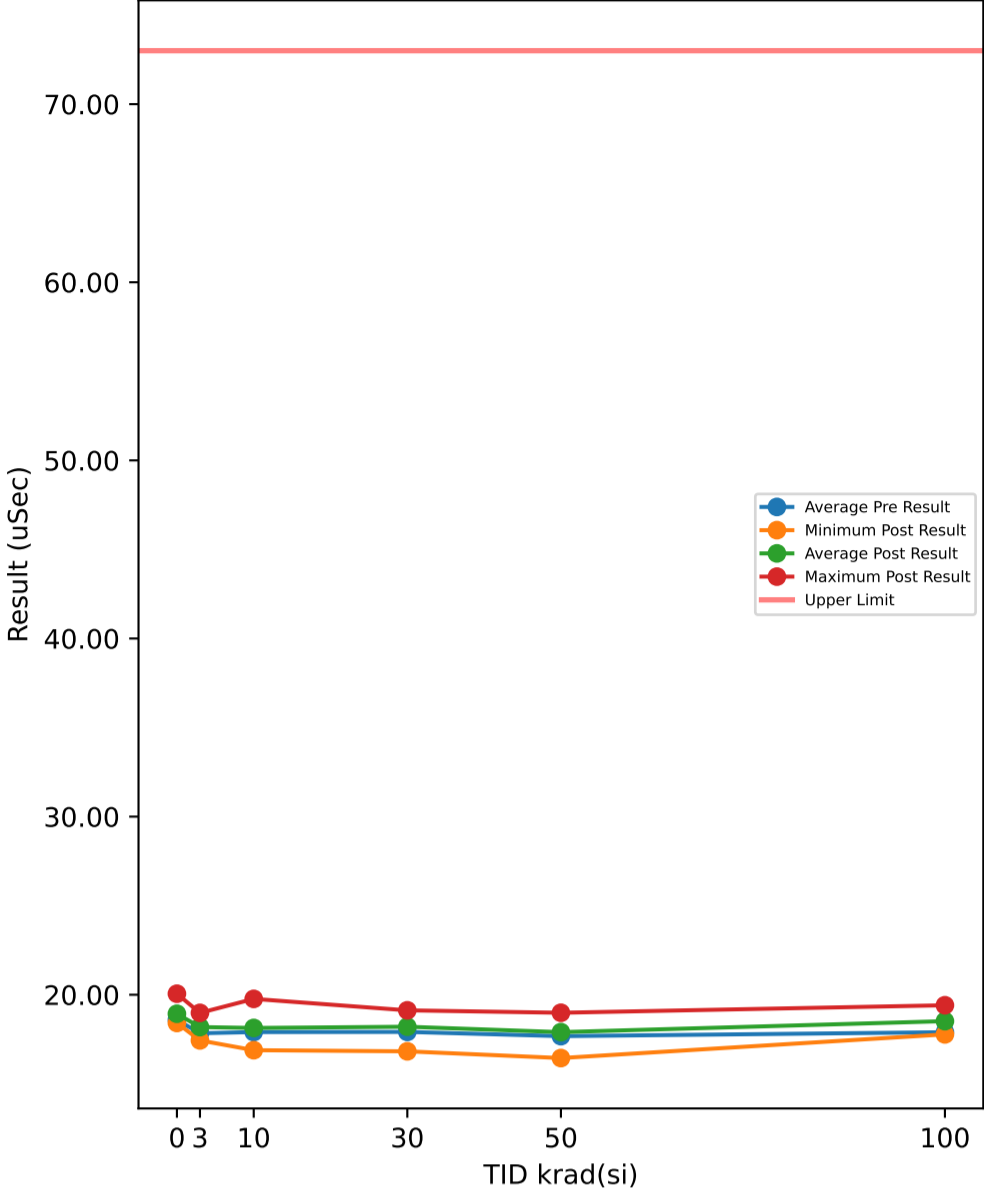


Test Statistics (uSec)

krad(si)	Pre Exposure Min	Pre Exposure Avg	Pre Exposure Max	Pre Exposure Std	Post Exposure Min	Post Exposure Avg	Post Exposure Max	Post Exposure Std	Min Delta	Avg Delta	Max Delta	Std Delta
0	19.184	20.353	21.452	0.94151	18.623	20.23	21.082	0.9823	-0.575	-0.123	0.681	0.60878
3	19.751	20.451	21.71	0.56184	19.771	20.73	21.212	0.45764	-0.638	0.279	1.281	0.6661
10	19.852	20.522	21.403	0.47605	19.604	20.603	21.336	0.67045	-0.506	0.0816	0.886	0.53563
30	19.513	20.485	21.991	0.86981	19.418	20.56	21.477	0.59243	-0.835	0.075	0.694	0.57751
50	19.434	20.559	21.71	0.76629	19.888	20.461	21.778	0.5399	-0.968	-0.0981	0.884	0.71634
100	19.074	20.223	20.85	0.55158	19.72	20.386	21.282	0.47873	-1.13	0.1628	1.084	0.68081

Device Test: 40.6 IOUT_CS_DELAY_FALLING(IOUT_CS_FallingDELAY_5V)

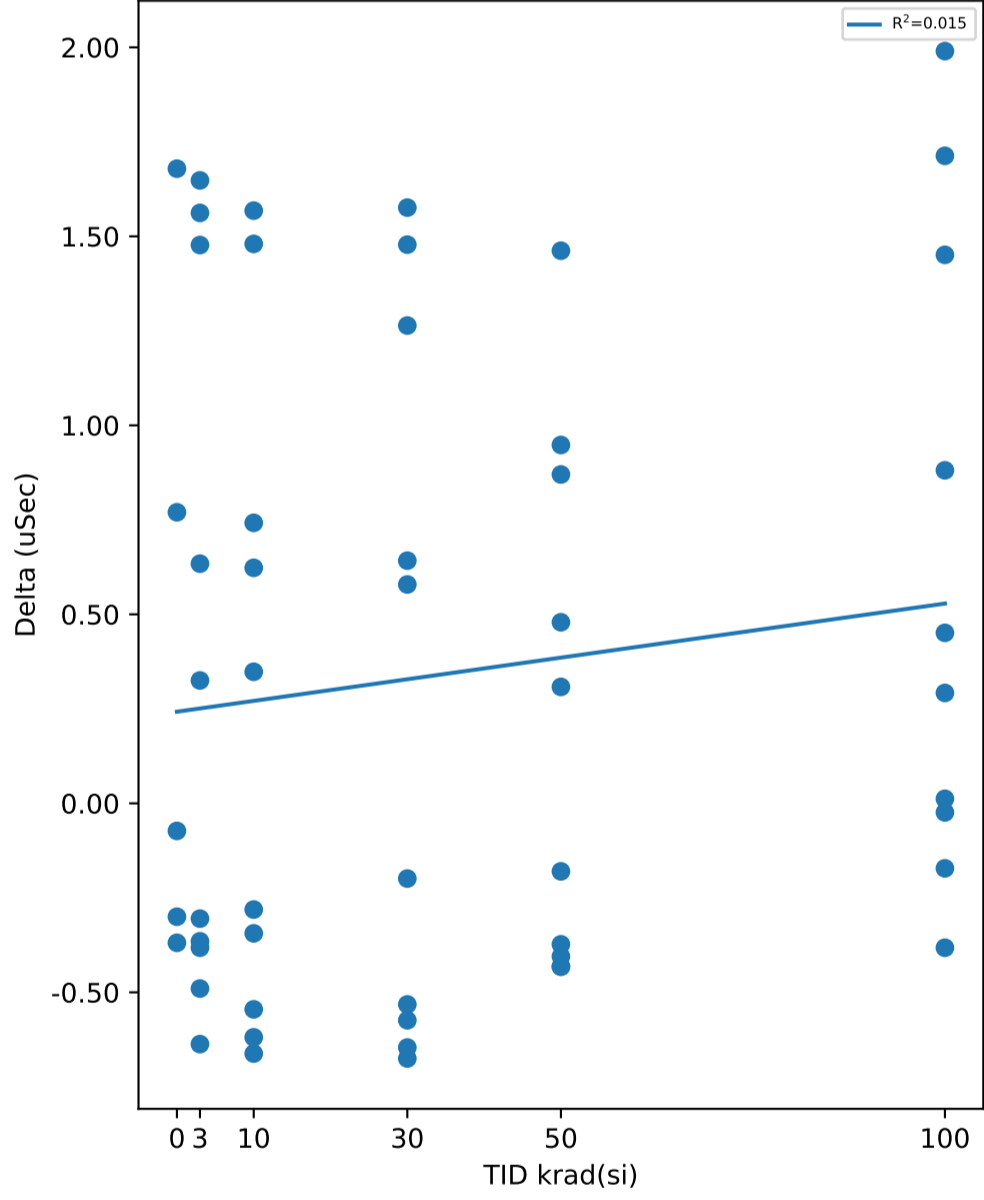
TID vs Result Stats



Test Results (Upper Limit = 73.0 (uSec))

Serial #	krad(si)	Exposure Conditions	Pre Result	Post Result	Delta
1	3	7V Biased HDR	19.295	18.805	-0.49
2	3	7V Biased HDR	16.208	17.685	1.477
3	3	7V Biased HDR	17.935	17.63	-0.305
4	3	7V Biased HDR	17.778	18.103	0.325
5	3	7V Biased HDR	18.074	17.437	-0.637
6	3	Unbiased HDR	16.955	18.603	1.648
7	3	Unbiased HDR	19.348	18.983	-0.365
8	3	Unbiased HDR	18.349	18.983	0.634
9	3	Unbiased HDR	18.029	17.647	-0.382
10	3	Unbiased HDR	16.425	17.987	1.562
11	10	7V Biased HDR	17.996	17.715	-0.281
12	10	7V Biased HDR	18.386	19.009	0.623
13	10	7V Biased HDR	18.874	18.212	-0.662
14	10	7V Biased HDR	15.793	17.361	1.568
15	10	7V Biased HDR	19.067	18.448	-0.619
16	10	Unbiased HDR	17.569	17.917	0.348
17	10	Unbiased HDR	18.693	18.349	-0.344
18	10	Unbiased HDR	16.213	17.693	1.48
19	10	Unbiased HDR	17.433	16.888	-0.545
20	10	Unbiased HDR	19.026	19.768	0.742
21	30	7V Biased HDR	19.532	18.857	-0.675
22	30	7V Biased HDR	17.631	18.895	1.264
23	30	7V Biased HDR	17.398	16.824	-0.574
24	30	7V Biased HDR	18.532	19.111	0.579
25	30	7V Biased HDR	19.657	19.125	-0.532
26	30	Unbiased HDR	16.343	17.821	1.478
27	30	Unbiased HDR	17.682	17.036	-0.646
28	30	Unbiased HDR	17.112	17.754	0.642
29	30	Unbiased HDR	18.367	18.168	-0.199
30	30	Unbiased HDR	16.887	18.463	1.576
31	50	7V Biased HDR	17.664	17.291	-0.373
32	50	7V Biased HDR	17.614	17.922	0.308
33	50	7V Biased HDR	19.195	18.763	-0.432
34	50	7V Biased HDR	15.498	16.446	0.948
35	50	7V Biased HDR	17.457	17.052	-0.405
36	50	Unbiased HDR	17.343	17.822	0.479
37	50	Unbiased HDR	18.521	18.089	-0.432
38	50	Unbiased HDR	17.101	18.563	1.462
39	50	Unbiased HDR	18.251	18.071	-0.18
40	50	Unbiased HDR	18.119	18.989	0.87
41	100	7V Biased HDR	18.285	17.903	-0.382
42	100	7V Biased HDR	17.064	18.515	1.451
43	100	7V Biased HDR	17.947	17.775	-0.172
44	100	7V Biased HDR	18.041	18.492	0.451
45	100	7V Biased HDR	18.022	17.998	-0.024
46	100	Unbiased HDR	17.187	19.177	1.99
47	100	Unbiased HDR	18.228	18.24	0.012
48	100	Unbiased HDR	18.011	18.892	0.881
49	100	Unbiased HDR	18.489	18.781	0.292
50	100	Unbiased HDR	17.697	19.41	1.713
51	0	Correlation	18.785	18.416	-0.369
52	0	Correlation	19.288	20.058	0.77
53	0	Correlation	19.011	18.711	-0.3
54	0	Correlation	17.384	19.063	1.679
55	0	Correlation	18.491	18.418	-0.073

TID vs Post - Pre Exposure Delta

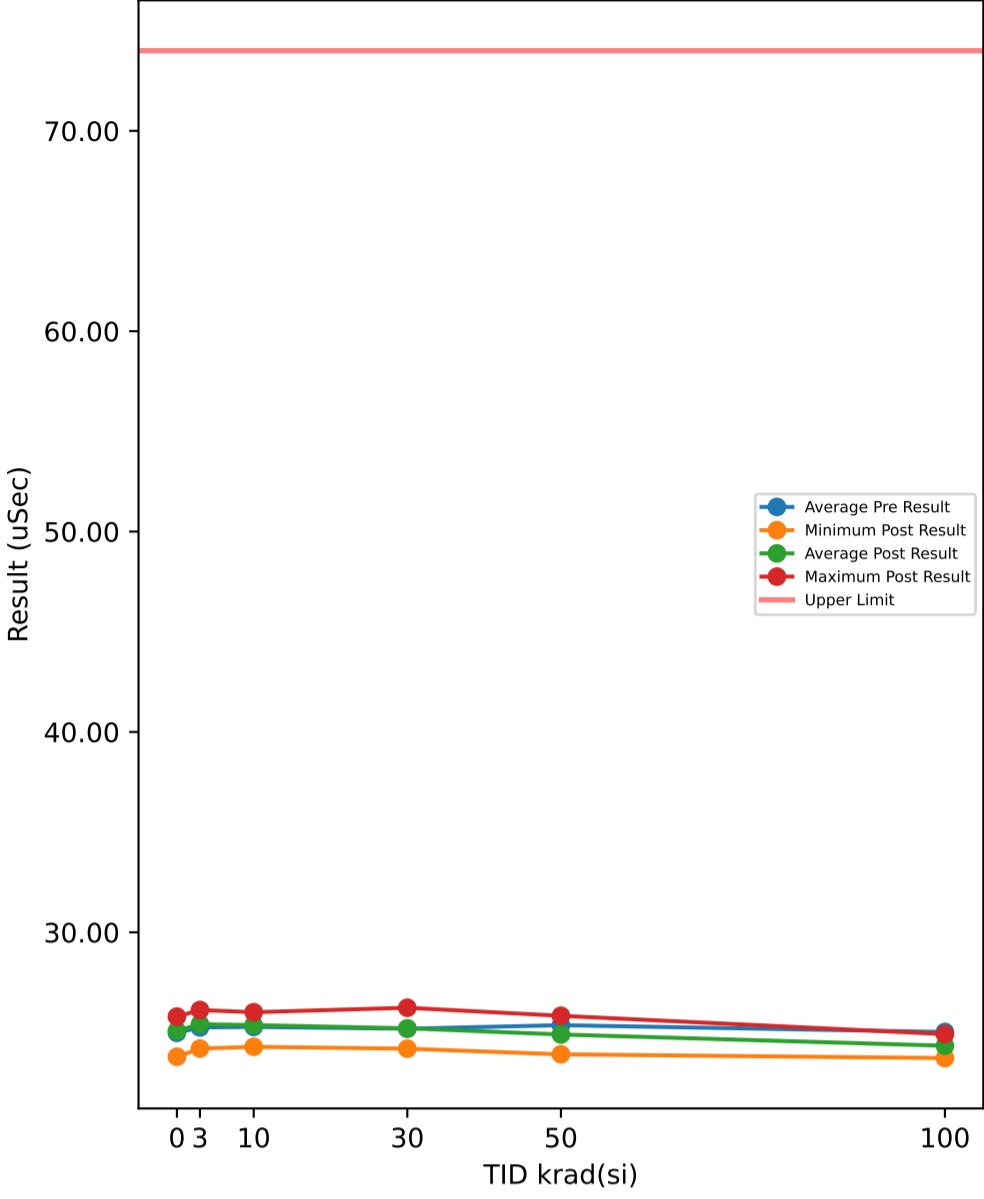


Test Statistics (uSec)

krad(si)	Pre Exposure Min	Pre Exposure Avg	Pre Exposure Max	Pre Exposure Std	Post Exposure Min	Post Exposure Avg	Post Exposure Max	Post Exposure Std	Min Delta	Avg Delta	Max Delta	Std Delta
0	17.384	18.592	19.288	0.73598	18.416	18.933	20.058	0.6827	-0.369	0.3414	1.679	0.87474
3	16.208	17.84	19.348	1.0647	17.437	18.186	18.983	0.60421	-0.637	0.3467	1.648	0.92261
10	15.793	17.905	19.067	1.1578	16.888	18.136	19.768	0.82688	-0.662	0.231	1.568	0.84924
30	16.343	17.914	19.657	1.0959	16.824	18.205	19.125	0.83406	-0.675	0.2913	1.576	0.92435
50	15.498	17.676	19.195	0.98801	16.446	17.901	18.989	0.79204	-0.432	0.2245	1.462	0.69299
100	17.064	17.897	18.489	0.45952	17.775	18.518	19.41	0.54951	-0.382	0.6212	1.99	0.84209

Device Test: 40.7 IOUT_CS_DELAY_RISING(IOUT_CS_RisingDELAY_5V)

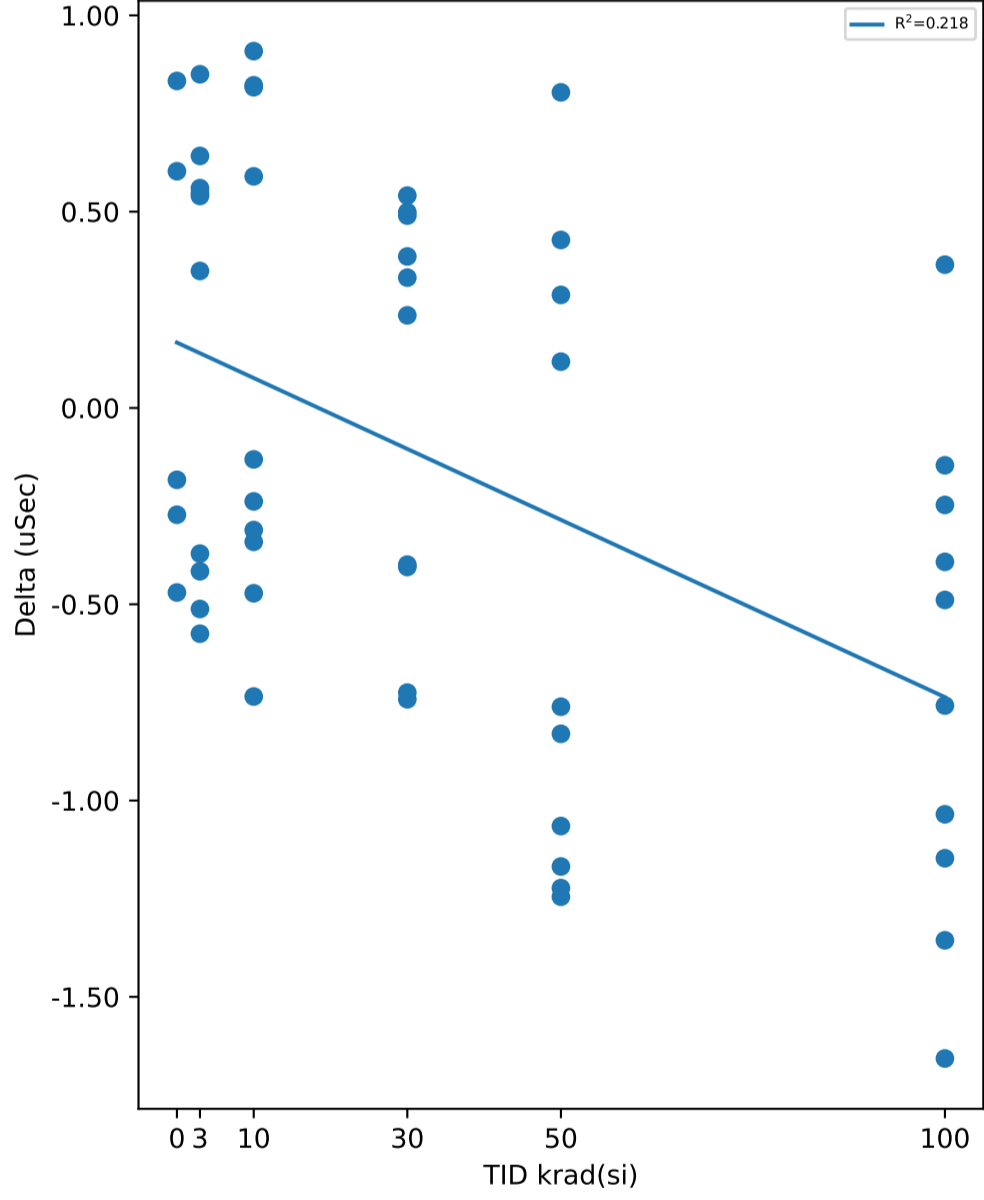
TID vs Result Stats



Test Results (Upper Limit = 74.0 (uSec))

Serial #	krad(si)	Exposure Conditions	Pre Result	Post Result	Delta
1	3	7V Biased HDR	24.753	25.293	0.54
2	3	7V Biased HDR	24.956	25.806	0.85
3	3	7V Biased HDR	26.234	25.818	-0.416
4	3	7V Biased HDR	25.504	24.992	-0.512
5	3	7V Biased HDR	25.774	26.123	0.349
6	3	Unbiased HDR	24.939	25.581	0.642
7	3	Unbiased HDR	25.607	25.032	-0.575
8	3	Unbiased HDR	24.572	24.201	-0.371
9	3	Unbiased HDR	24.866	25.413	0.547
10	3	Unbiased HDR	25.318	25.878	0.56
11	10	7V Biased HDR	26.21	25.738	-0.472
12	10	7V Biased HDR	25.259	24.524	-0.735
13	10	7V Biased HDR	25.197	25.787	0.59
14	10	7V Biased HDR	25.176	25.998	0.822
15	10	7V Biased HDR	25.542	25.201	-0.341
16	10	Unbiased HDR	25.327	25.016	-0.311
17	10	Unbiased HDR	24.83	25.647	0.817
18	10	Unbiased HDR	25.104	26.013	0.909
19	10	Unbiased HDR	25.729	25.491	-0.238
20	10	Unbiased HDR	24.417	24.286	-0.131
21	30	7V Biased HDR	24.521	24.907	0.386
22	30	7V Biased HDR	24.685	25.017	0.332
23	30	7V Biased HDR	26.64	26.235	-0.405
24	30	7V Biased HDR	24.918	24.193	-0.725
25	30	7V Biased HDR	24.686	24.922	0.236
26	30	Unbiased HDR	24.888	25.378	0.49
27	30	Unbiased HDR	26.431	25.689	-0.742
28	30	Unbiased HDR	25.914	25.515	-0.399
29	30	Unbiased HDR	24.535	25.034	0.499
30	30	Unbiased HDR	24.672	25.213	0.541
31	50	7V Biased HDR	26.179	25.011	-1.168
32	50	7V Biased HDR	24.977	23.912	-1.065
33	50	7V Biased HDR	24.105	24.393	0.288
34	50	7V Biased HDR	25.716	25.834	0.118
35	50	7V Biased HDR	25.961	25.2	-0.761
36	50	Unbiased HDR	25.679	24.849	-0.83
37	50	Unbiased HDR	24.729	25.157	0.428
38	50	Unbiased HDR	24.229	25.033	0.804
39	50	Unbiased HDR	26.394	25.171	-1.223
40	50	Unbiased HDR	25.695	24.45	-1.245
41	100	7V Biased HDR	24.971	24.724	-0.247
42	100	7V Biased HDR	25.147	24.389	-0.758
43	100	7V Biased HDR	25.613	24.578	-1.035
44	100	7V Biased HDR	25.081	23.725	-1.356
45	100	7V Biased HDR	24.6	24.208	-0.392
46	100	Unbiased HDR	25.065	24.919	-0.146
47	100	Unbiased HDR	26.031	24.374	-1.657
48	100	Unbiased HDR	25.503	24.356	-1.147
49	100	Unbiased HDR	24.707	24.218	-0.489
50	100	Unbiased HDR	23.536	23.901	0.365
51	0	Correlation	25.609	25.337	-0.272
52	0	Correlation	23.974	23.791	-0.183
53	0	Correlation	24.163	24.766	0.603
54	0	Correlation	24.96	25.793	0.833
55	0	Correlation	26.218	25.748	-0.47

TID vs Post - Pre Exposure Delta

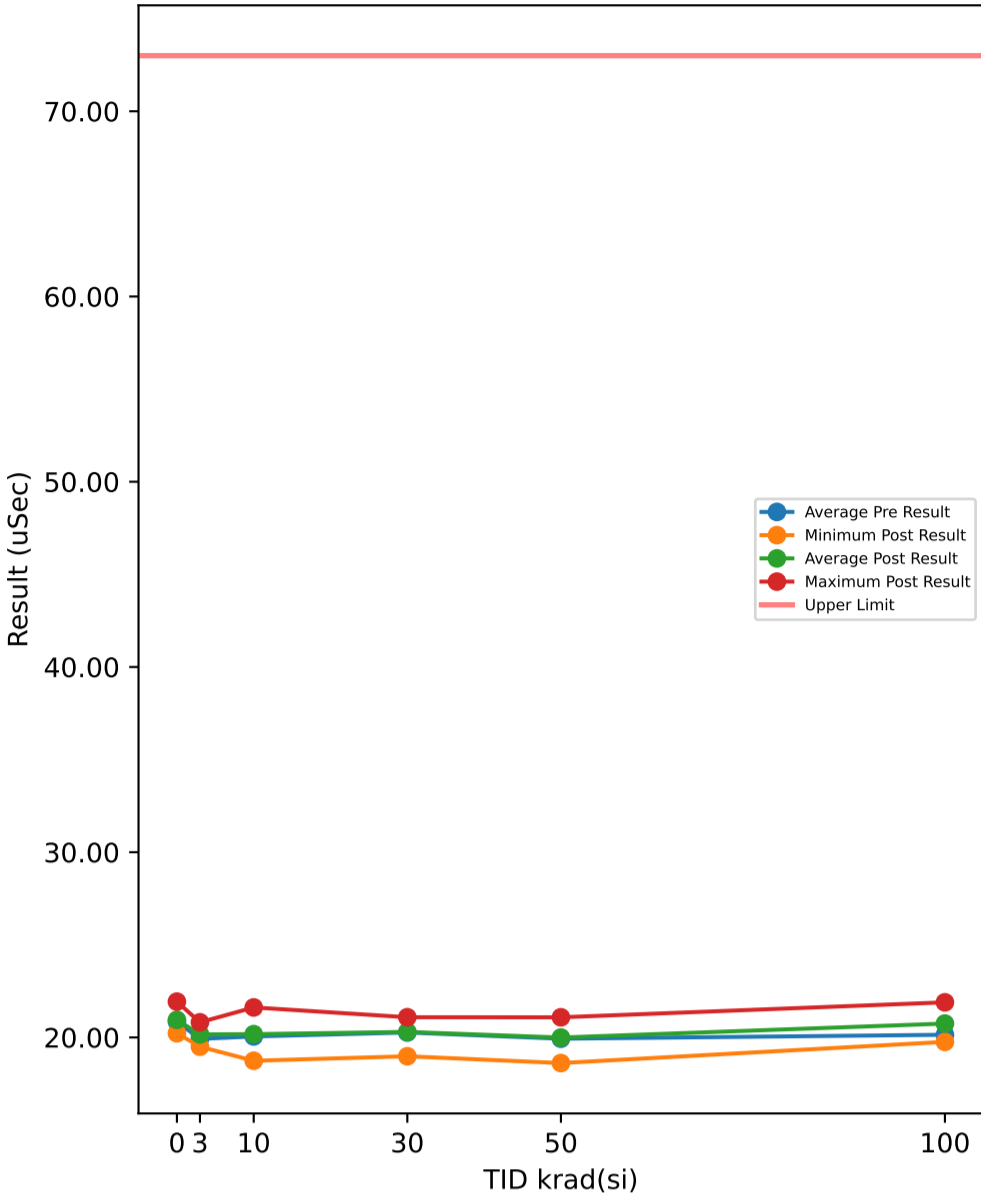


Test Statistics (uSec)

krad(si)	Pre Exposure Min	Pre Exposure Avg	Pre Exposure Max	Pre Exposure Std	Post Exposure Min	Post Exposure Avg	Post Exposure Max	Post Exposure Std	Min Delta	Avg Delta	Max Delta	Std Delta
0	23.974	24.985	26.218	0.94975	23.791	25.087	25.793	0.83374	-0.47	0.1022	0.833	0.57742
3	24.572	25.252	26.234	0.52458	24.201	25.414	26.123	0.56497	-0.575	0.1614	0.85	0.55816
10	24.417	25.279	26.21	0.48691	24.286	25.37	26.013	0.60122	-0.735	0.091	0.909	0.62223
30	24.521	25.189	26.64	0.81554	24.193	25.21	26.235	0.54555	-0.742	0.0213	0.541	0.52616
50	24.105	25.366	26.394	0.80557	23.912	24.901	25.834	0.53439	-1.245	-0.4654	0.804	0.78689
100	23.536	25.025	26.031	0.67558	23.725	24.339	24.919	0.3569	-1.657	-0.6862	0.365	0.61873

Device Test: 40.8 IOUT_CS_DELAY_FALLING(IOUT_CS_FallingDELAY_7V)

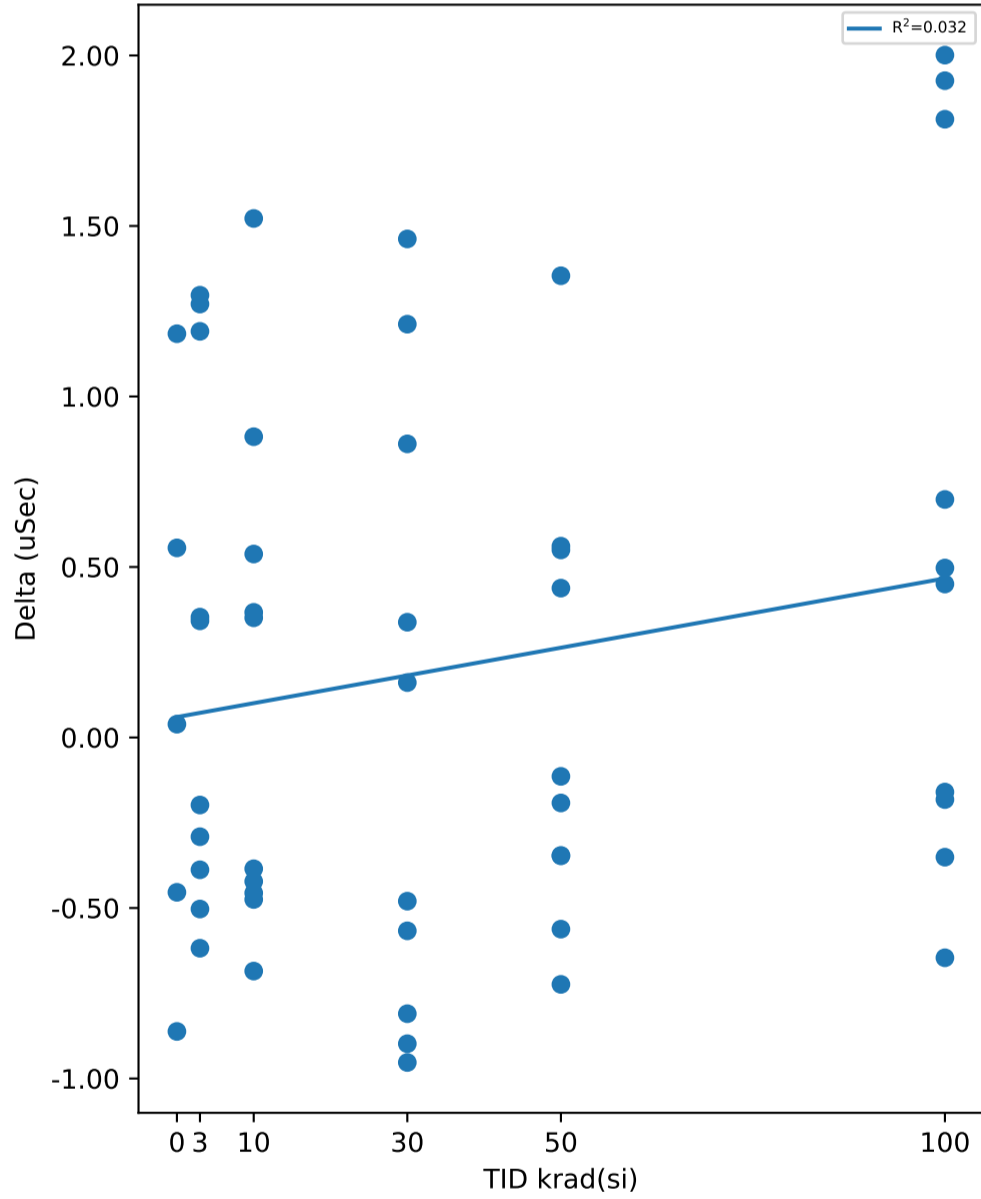
TID vs Result Stats



Test Results (Upper Limit = 73.0 (uSec))

Serial #	krad(si)	Exposure Conditions	Pre Result	Post Result	Delta
1	3	7V Biased HDR	20.586	20.295	-0.291
2	3	7V Biased HDR	18.617	19.808	1.191
3	3	7V Biased HDR	20.266	19.878	-0.388
4	3	7V Biased HDR	20.037	20.39	0.353
5	3	7V Biased HDR	20.04	19.537	-0.503
6	3	Unbiased HDR	19.03	20.301	1.271
7	3	Unbiased HDR	21.015	20.817	-0.198
8	3	Unbiased HDR	20.446	20.788	0.342
9	3	Unbiased HDR	20.119	19.501	-0.618
10	3	Unbiased HDR	19.047	20.344	1.297
11	10	7V Biased HDR	20.335	19.879	-0.456
12	10	7V Biased HDR	20.499	20.85	0.351
13	10	7V Biased HDR	20.71	20.235	-0.475
14	10	7V Biased HDR	18.149	19.671	1.522
15	10	7V Biased HDR	21.365	20.98	-0.385
16	10	Unbiased HDR	19.737	20.104	0.367
17	10	Unbiased HDR	20.576	20.154	-0.422
18	10	Unbiased HDR	18.66	19.542	0.882
19	10	Unbiased HDR	19.426	18.741	-0.685
20	10	Unbiased HDR	21.082	21.62	0.538
21	30	7V Biased HDR	21.58	20.627	-0.953
22	30	7V Biased HDR	19.879	21.091	1.212
23	30	7V Biased HDR	19.551	18.984	-0.567
24	30	7V Biased HDR	20.661	20.999	0.338
25	30	7V Biased HDR	21.748	20.938	-0.81
26	30	Unbiased HDR	19.114	19.975	0.861
27	30	Unbiased HDR	19.919	19.439	-0.48
28	30	Unbiased HDR	19.783	19.944	0.161
29	30	Unbiased HDR	20.904	20.006	-0.898
30	30	Unbiased HDR	19.526	20.988	1.462
31	50	7V Biased HDR	19.893	19.331	-0.562
32	50	7V Biased HDR	19.807	19.693	-0.114
33	50	7V Biased HDR	21.433	21.087	-0.346
34	50	7V Biased HDR	18.179	18.617	0.438
35	50	7V Biased HDR	19.372	19.18	-0.192
36	50	Unbiased HDR	19.878	20.439	0.561
37	50	Unbiased HDR	20.393	19.669	-0.724
38	50	Unbiased HDR	19.004	20.358	1.354
39	50	Unbiased HDR	20.884	20.537	-0.347
40	50	Unbiased HDR	20.478	21.028	0.55
41	100	7V Biased HDR	20.51	19.864	-0.646
42	100	7V Biased HDR	19.48	21.481	2.001
43	100	7V Biased HDR	20.478	20.127	-0.351
44	100	7V Biased HDR	20.477	20.974	0.497
45	100	7V Biased HDR	19.92	19.76	-0.16
46	100	Unbiased HDR	19.465	21.391	1.926
47	100	Unbiased HDR	20.491	20.309	-0.182
48	100	Unbiased HDR	20.338	21.036	0.698
49	100	Unbiased HDR	20.2	20.65	0.45
50	100	Unbiased HDR	20.082	21.895	1.813
51	0	Correlation	21.088	20.226	-0.862
52	0	Correlation	21.377	21.933	0.556
53	0	Correlation	21.034	20.58	-0.454
54	0	Correlation	19.924	21.108	1.184
55	0	Correlation	20.854	20.893	0.039

TID vs Post - Pre Exposure Delta

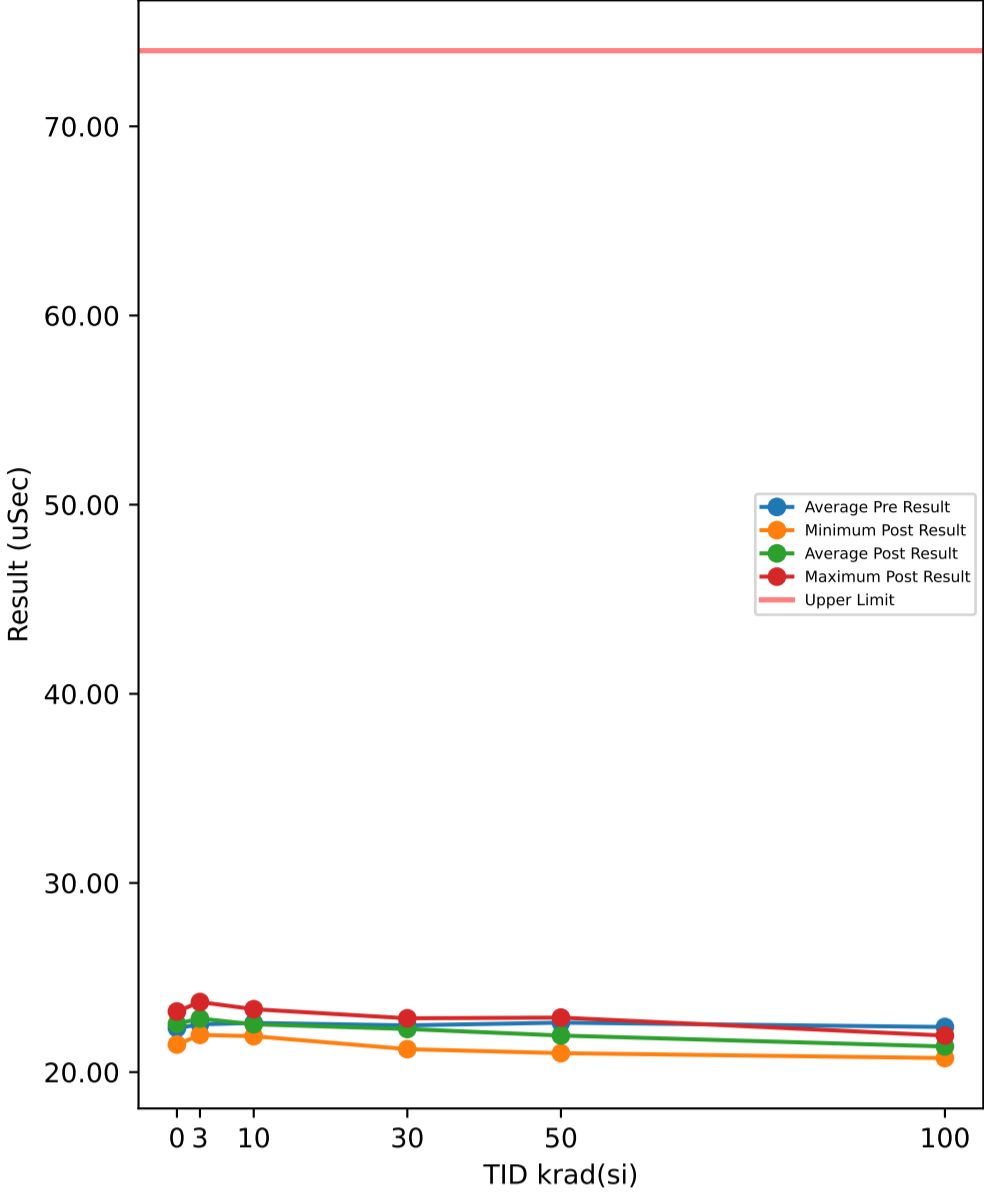


Test Statistics (uSec)

krad(si)	Pre Exposure Min	Pre Exposure Avg	Pre Exposure Max	Pre Exposure Std	Post Exposure Min	Post Exposure Avg	Post Exposure Max	Post Exposure Std	Min Delta	Avg Delta	Max Delta	Std Delta
0	19.924	20.855	21.377	0.55353	20.226	20.948	21.933	0.64334	-0.862	0.0926	1.184	0.80914
3	18.617	19.92	21.015	0.77163	19.501	20.166	20.817	0.46861	-0.618	0.2456	1.297	0.76477
10	18.149	20.054	21.365	1.0447	18.741	20.178	21.62	0.81645	-0.685	0.1237	1.522	0.72402
30	19.114	20.267	21.748	0.90526	18.984	20.299	21.091	0.73738	-0.953	0.0326	1.462	0.90676
50	18.179	19.932	21.433	0.93914	18.617	19.994	21.087	0.82217	-0.724	0.0618	1.354	0.64414
100	19.465	20.144	20.51	0.40463	19.76	20.749	21.895	0.72617	-0.646	0.6046	2.001	0.99337

Device Test: 40.9 IOUT_CS_DELAY_RISING(IOUT_CS_RisingDELAY_7V)

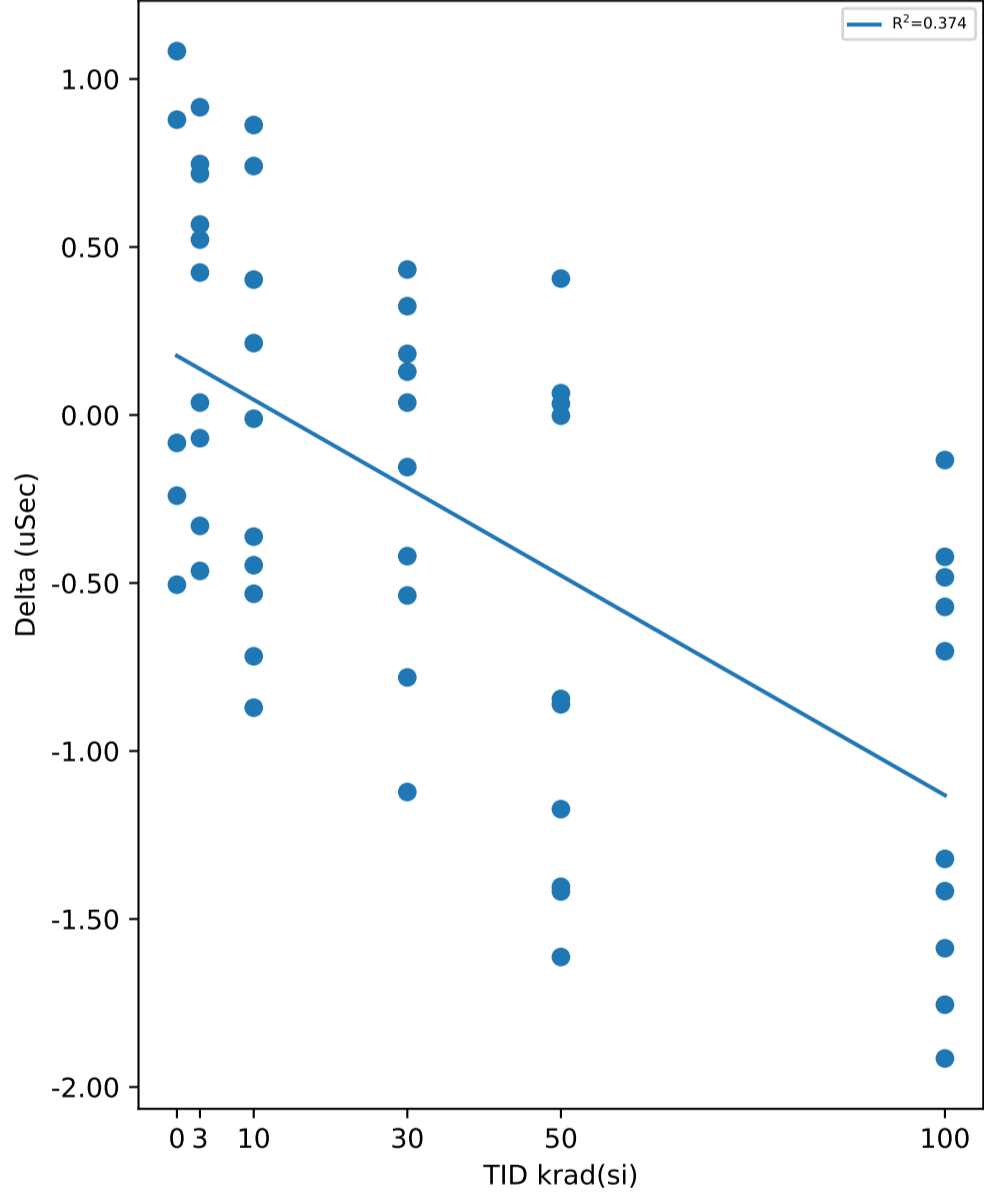
TID vs Result Stats



Test Results (Upper Limit = 74.0 (uSec))

Serial #	krad(si)	Exposure Conditions	Pre Result	Post Result	Delta
1	3	7V Biased HDR	22.518	23.085	0.567
2	3	7V Biased HDR	22.211	22.929	0.718
3	3	7V Biased HDR	23.392	22.928	-0.464
4	3	7V Biased HDR	22.602	22.272	-0.33
5	3	7V Biased HDR	22.957	23.704	0.747
6	3	Unbiased HDR	22.4	23.316	0.916
7	3	Unbiased HDR	22.932	22.863	-0.069
8	3	Unbiased HDR	21.929	21.966	0.037
9	3	Unbiased HDR	22.048	22.57	0.522
10	3	Unbiased HDR	22.263	22.687	0.424
11	10	7V Biased HDR	23.315	22.597	-0.718
12	10	7V Biased HDR	22.471	22.109	-0.362
13	10	7V Biased HDR	22.959	23.173	0.214
14	10	7V Biased HDR	22.238	22.641	0.403
15	10	7V Biased HDR	22.819	21.948	-0.871
16	10	Unbiased HDR	22.635	22.103	-0.532
17	10	Unbiased HDR	22.009	22.872	0.863
18	10	Unbiased HDR	22.586	23.327	0.741
19	10	Unbiased HDR	23.059	22.612	-0.447
20	10	Unbiased HDR	21.91	21.899	-0.011
21	30	7V Biased HDR	21.968	22.15	0.182
22	30	7V Biased HDR	21.999	22.128	0.129
23	30	7V Biased HDR	23.583	22.802	-0.781
24	30	7V Biased HDR	22.336	21.214	-1.122
25	30	7V Biased HDR	21.956	22.389	0.433
26	30	Unbiased HDR	22.89	22.735	-0.155
27	30	Unbiased HDR	23.382	22.845	-0.537
28	30	Unbiased HDR	23.067	22.647	-0.42
29	30	Unbiased HDR	21.593	21.917	0.324
30	30	Unbiased HDR	21.938	21.975	0.037
31	50	7V Biased HDR	23.525	22.107	-1.418
32	50	7V Biased HDR	22.615	21.002	-1.613
33	50	7V Biased HDR	21.454	21.519	0.065
34	50	7V Biased HDR	22.849	22.883	0.034
35	50	7V Biased HDR	23.216	22.355	-0.861
36	50	Unbiased HDR	22.601	21.756	-0.845
37	50	Unbiased HDR	22.388	22.386	-0.002
38	50	Unbiased HDR	21.828	22.234	0.406
39	50	Unbiased HDR	22.941	21.768	-1.173
40	50	Unbiased HDR	22.733	21.329	-1.404
41	100	7V Biased HDR	22.262	21.84	-0.422
42	100	7V Biased HDR	22.291	20.97	-1.321
43	100	7V Biased HDR	23.183	21.268	-1.915
44	100	7V Biased HDR	22.33	20.743	-1.587
45	100	7V Biased HDR	21.898	21.327	-0.571
46	100	Unbiased HDR	22.415	21.932	-0.483
47	100	Unbiased HDR	23.129	21.374	-1.755
48	100	Unbiased HDR	22.707	21.29	-1.417
49	100	Unbiased HDR	22.347	21.644	-0.703
50	100	Unbiased HDR	21.295	21.161	-0.134
51	0	Correlation	23.328	22.823	-0.505
52	0	Correlation	21.542	21.459	-0.083
53	0	Correlation	21.466	22.345	0.879
54	0	Correlation	22.122	23.205	1.083
55	0	Correlation	23.179	22.939	-0.24

TID vs Post - Pre Exposure Delta

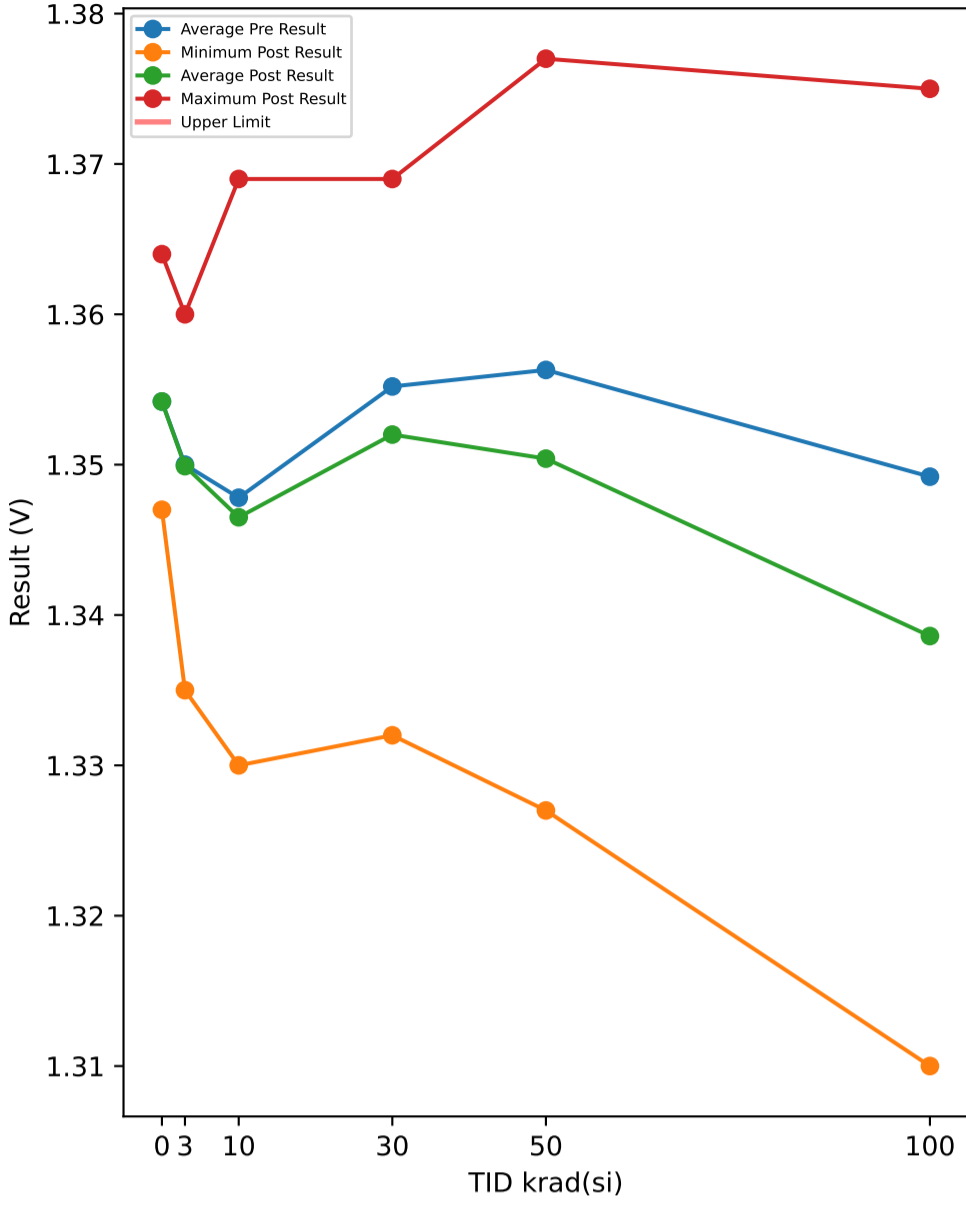


Test Statistics (uSec)

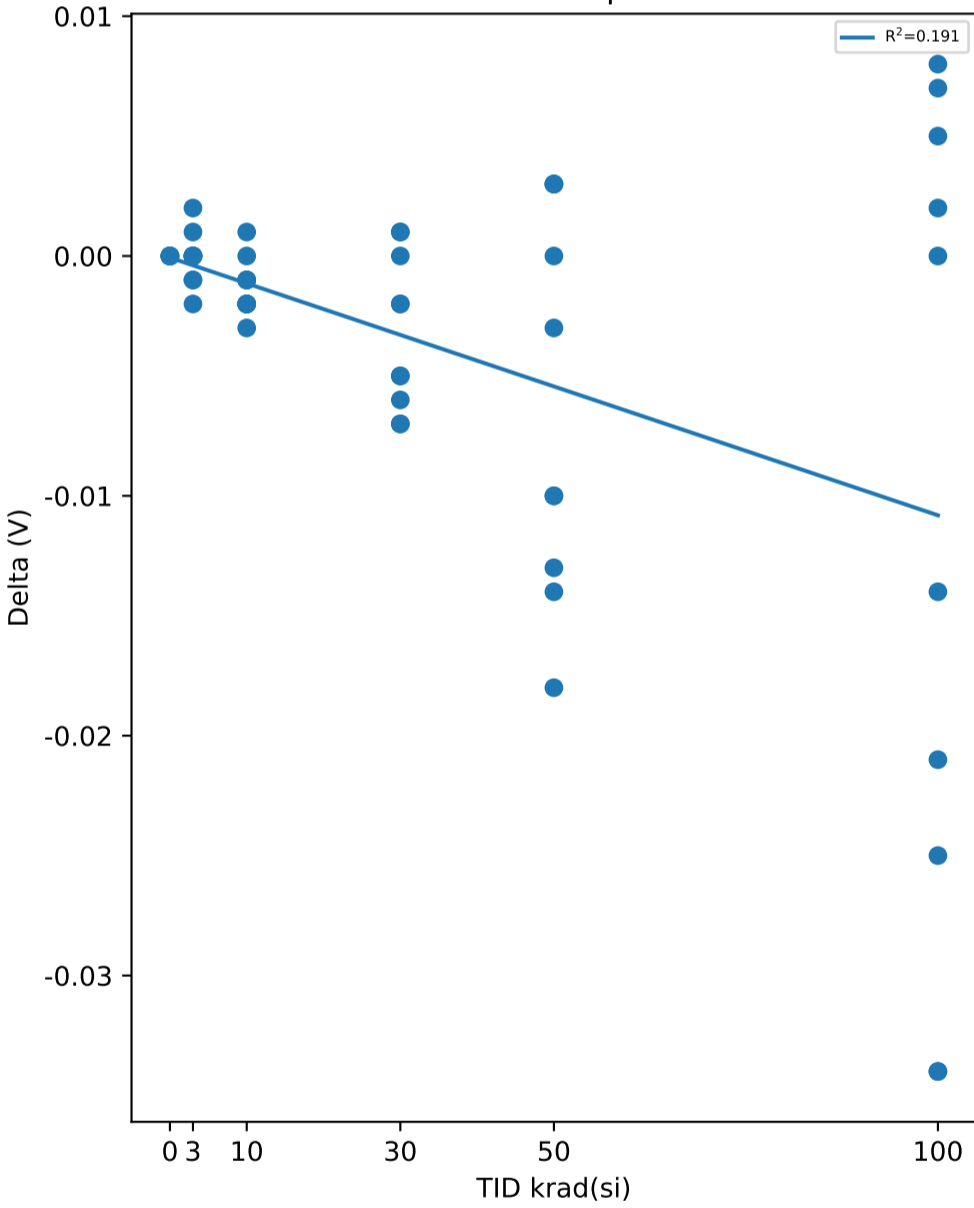
krad(si)	Pre Exposure Min	Pre Exposure Avg	Pre Exposure Max	Pre Exposure Std	Post Exposure Min	Post Exposure Avg	Post Exposure Max	Post Exposure Std	Min Delta	Avg Delta	Max Delta	Std Delta
0	21.466	22.327	23.328	0.88423	21.459	22.554	23.205	0.68686	-0.505	0.2268	1.083	0.70849
3	21.929	22.525	23.392	0.4565	21.966	22.832	23.704	0.49794	-0.464	0.3068	0.916	0.48021
10	21.91	22.6	23.315	0.45622	21.899	22.528	23.327	0.50394	-0.871	-0.072	0.863	0.60904
30	21.593	22.471	23.583	0.70012	21.214	22.28	22.845	0.51061	-1.122	-0.191	0.433	0.50951
50	21.454	22.615	23.525	0.61312	21.002	21.934	22.883	0.56452	-1.613	-0.6811	0.406	0.74134
100	21.295	22.386	23.183	0.55263	20.743	21.355	21.932	0.36894	-1.915	-1.0308	-0.134	0.63621

Device Test: 5.0 VIN_UVLO_Rising(VIN_UVLO_RISING)

TID vs Result Stats



TID vs Post - Pre Exposure Delta



Test Results (No Limits Specified (V))

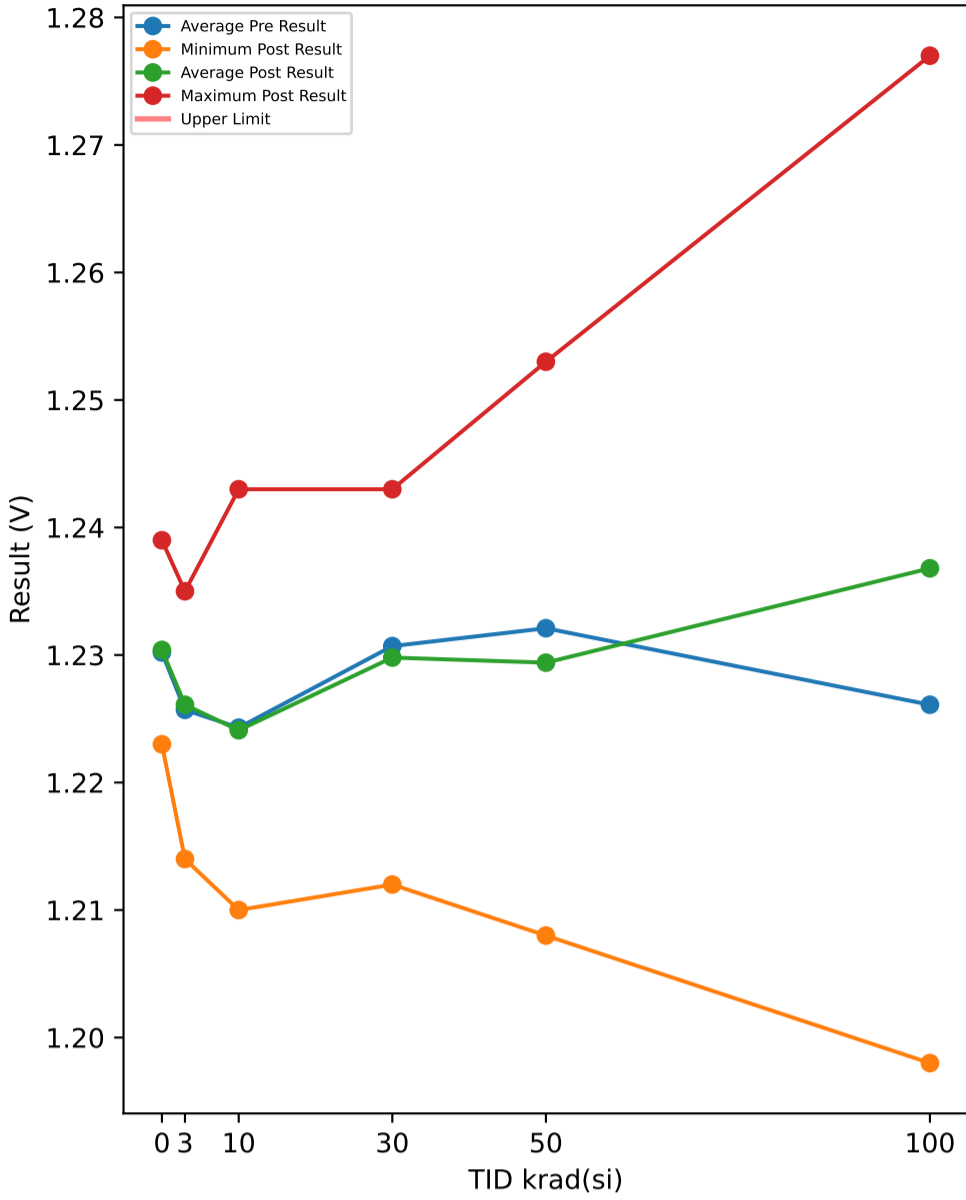
Serial #	krad(si)	Exposure Conditions	Pre Result	Post Result	Delta
1	3	7V Biased HDR	1.352	1.35	-0.002
2	3	7V Biased HDR	1.339	1.339	0
3	3	7V Biased HDR	1.354	1.354	0
4	3	7V Biased HDR	1.36	1.36	0
5	3	7V Biased HDR	1.359	1.358	-0.001
6	3	Unbiased HDR	1.335	1.335	0
7	3	Unbiased HDR	1.351	1.352	0.001
8	3	Unbiased HDR	1.361	1.36	-0.001
9	3	Unbiased HDR	1.352	1.354	0.002
10	3	Unbiased HDR	1.337	1.337	0
11	10	7V Biased HDR	1.355	1.353	-0.002
12	10	7V Biased HDR	1.331	1.33	-0.001
13	10	7V Biased HDR	1.359	1.357	-0.002
14	10	7V Biased HDR	1.371	1.369	-0.002
15	10	7V Biased HDR	1.334	1.333	-0.001
16	10	Unbiased HDR	1.334	1.332	-0.002
17	10	Unbiased HDR	1.34	1.339	-0.001
18	10	Unbiased HDR	1.352	1.352	0
19	10	Unbiased HDR	1.357	1.358	0.001
20	10	Unbiased HDR	1.345	1.342	-0.003
21	30	7V Biased HDR	1.351	1.344	-0.007
22	30	7V Biased HDR	1.345	1.34	-0.005
23	30	7V Biased HDR	1.375	1.369	-0.006
24	30	7V Biased HDR	1.337	1.332	-0.005
25	30	7V Biased HDR	1.359	1.352	-0.007
26	30	Unbiased HDR	1.357	1.355	-0.002
27	30	Unbiased HDR	1.341	1.339	-0.002
28	30	Unbiased HDR	1.357	1.357	0
29	30	Unbiased HDR	1.364	1.365	0.001
30	30	Unbiased HDR	1.366	1.367	0.001
31	50	7V Biased HDR	1.344	1.334	-0.01
32	50	7V Biased HDR	1.337	1.327	-0.01
33	50	7V Biased HDR	1.368	1.35	-0.018
34	50	7V Biased HDR	1.362	1.349	-0.013
35	50	7V Biased HDR	1.348	1.334	-0.014
36	50	Unbiased HDR	1.355	1.358	0.003
37	50	Unbiased HDR	1.35	1.35	0
38	50	Unbiased HDR	1.37	1.367	-0.003
39	50	Unbiased HDR	1.374	1.377	0.003
40	50	Unbiased HDR	1.355	1.358	0.003
41	100	7V Biased HDR	1.337	1.316	-0.021
42	100	7V Biased HDR	1.358	1.324	-0.034
43	100	7V Biased HDR	1.346	1.332	-0.014
44	100	7V Biased HDR	1.353	1.319	-0.034
45	100	7V Biased HDR	1.335	1.31	-0.025
46	100	Unbiased HDR	1.367	1.375	0.008
47	100	Unbiased HDR	1.355	1.355	0
48	100	Unbiased HDR	1.352	1.354	0.002
49	100	Unbiased HDR	1.332	1.337	0.005
50	100	Unbiased HDR	1.357	1.364	0.007
51	0	Correlation	1.349	1.349	0
52	0	Correlation	1.354	1.354	0
53	0	Correlation	1.357	1.357	0
54	0	Correlation	1.364	1.364	0
55	0	Correlation	1.347	1.347	0

Test Statistics (V)

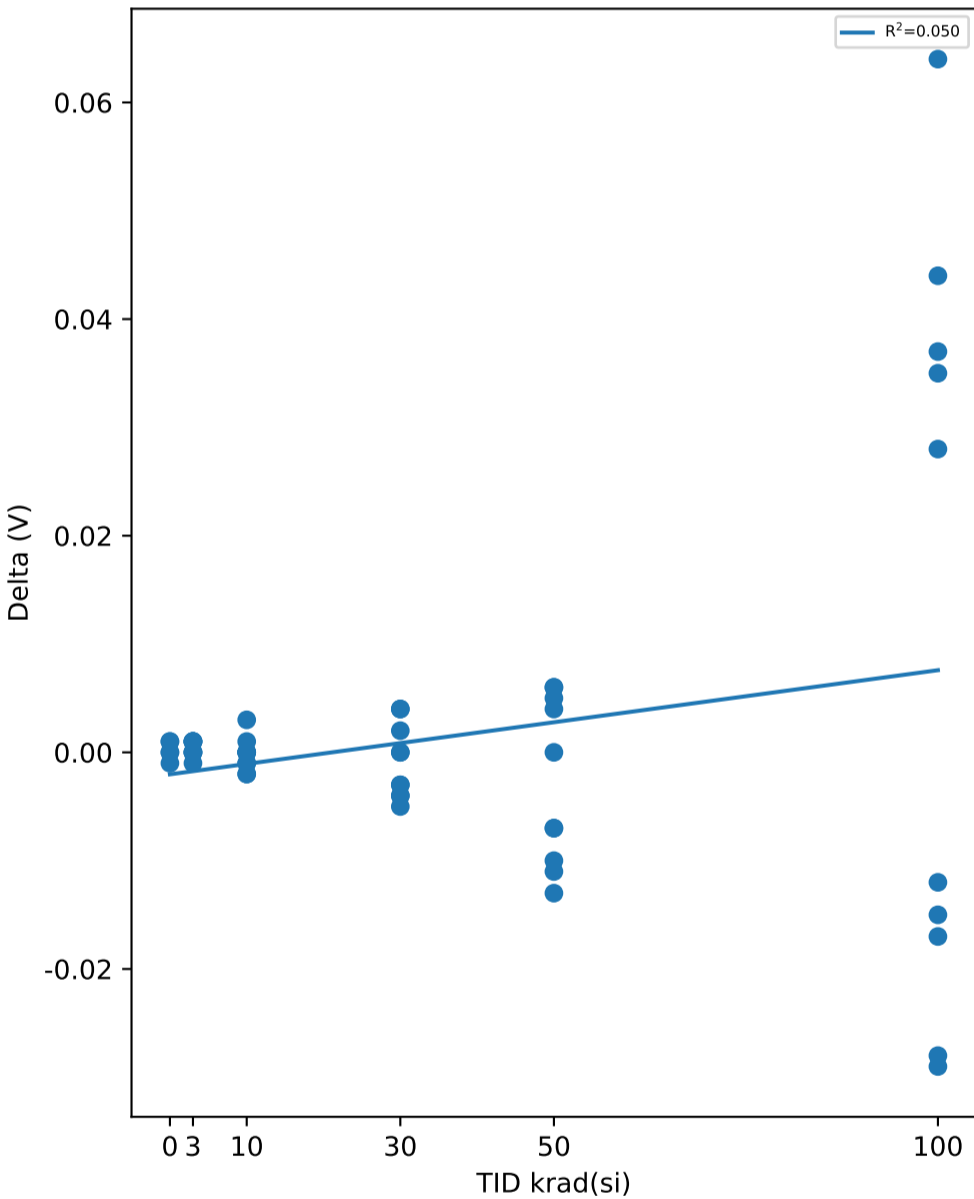
krad(si)	Pre Exposure Min	Pre Exposure Avg	Pre Exposure Max	Pre Exposure Std	Post Exposure Min	Post Exposure Avg	Post Exposure Max	Post Exposure Std	Min Delta	Avg Delta	Max Delta	Std Delta
0	1.347	1.3542	1.364	0.0067602	1.347	1.3542	1.364	0.0067602	0	0	0	0
3	1.335	1.35	1.361	0.0096724	1.335	1.3499	1.36	0.0095155	-0.002	-0.0001	0.002	0.0011005
10	1.331	1.3478	1.371	0.013122	1.33	1.3465	1.369	0.013176	-0.003	-0.0013	0.001	0.0011595
30	1.337	1.3552	1.375	0.01184	1.332	1.352	1.369	0.012884	-0.007	-0.0032	0.001	0.0031903
50	1.337	1.3563	1.374	0.012047	1.327	1.3504	1.377	0.015586	-0.018	-0.0059	0.003	0.0080062
100	1.332	1.3492	1.367	0.01139	1.31	1.3386	1.375	0.022232	-0.034	-0.0106	0.008	0.016972

Device Test: 5.1 VIN_UVLO_Falling(VIN_UVLO_FALLING)

TID vs Result Stats



TID vs Post - Pre Exposure Delta



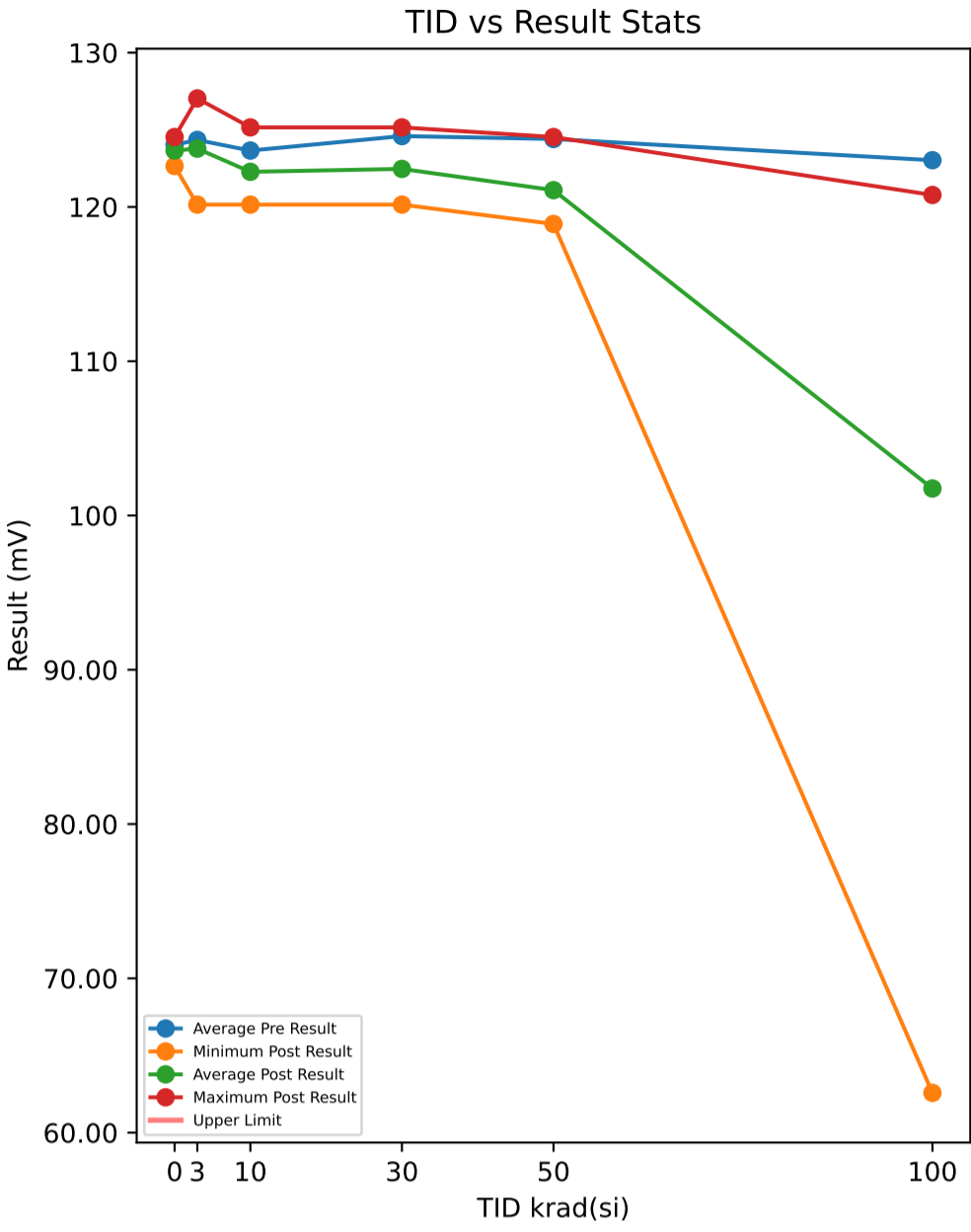
Test Results (No Limits Specified (V))

Serial #	krad(si)	Exposure Conditions	Pre Result	Post Result	Delta
1	3	7V Biased HDR	1.226	1.225	-0.001
2	3	7V Biased HDR	1.213	1.214	0.001
3	3	7V Biased HDR	1.226	1.227	0.001
4	3	7V Biased HDR	1.233	1.233	0
5	3	7V Biased HDR	1.235	1.235	0
6	3	Unbiased HDR	1.214	1.215	0.001
7	3	Unbiased HDR	1.228	1.229	0.001
8	3	Unbiased HDR	1.235	1.235	0
9	3	Unbiased HDR	1.23	1.231	0.001
10	3	Unbiased HDR	1.217	1.217	0
11	10	7V Biased HDR	1.23	1.23	0
12	10	7V Biased HDR	1.21	1.21	0
13	10	7V Biased HDR	1.235	1.234	-0.001
14	10	7V Biased HDR	1.245	1.243	-0.002
15	10	7V Biased HDR	1.213	1.213	0
16	10	Unbiased HDR	1.213	1.212	-0.001
17	10	Unbiased HDR	1.218	1.218	0
18	10	Unbiased HDR	1.227	1.228	0.001
19	10	Unbiased HDR	1.23	1.233	0.003
20	10	Unbiased HDR	1.222	1.22	-0.002
21	30	7V Biased HDR	1.228	1.223	-0.005
22	30	7V Biased HDR	1.223	1.22	-0.003
23	30	7V Biased HDR	1.247	1.243	-0.004
24	30	7V Biased HDR	1.215	1.212	-0.003
25	30	7V Biased HDR	1.234	1.23	-0.004
26	30	Unbiased HDR	1.232	1.232	0
27	30	Unbiased HDR	1.218	1.218	0
28	30	Unbiased HDR	1.233	1.235	0.002
29	30	Unbiased HDR	1.238	1.242	0.004
30	30	Unbiased HDR	1.239	1.243	0.004
31	50	7V Biased HDR	1.222	1.215	-0.007
32	50	7V Biased HDR	1.215	1.208	-0.007
33	50	7V Biased HDR	1.242	1.229	-0.013
34	50	7V Biased HDR	1.237	1.227	-0.01
35	50	7V Biased HDR	1.225	1.214	-0.011
36	50	Unbiased HDR	1.231	1.237	0.006
37	50	Unbiased HDR	1.227	1.231	0.004
38	50	Unbiased HDR	1.243	1.243	0
39	50	Unbiased HDR	1.247	1.253	0.006
40	50	Unbiased HDR	1.232	1.237	0.005
41	100	7V Biased HDR	1.215	1.198	-0.017
42	100	7V Biased HDR	1.234	1.205	-0.029
43	100	7V Biased HDR	1.223	1.211	-0.012
44	100	7V Biased HDR	1.229	1.201	-0.028
45	100	7V Biased HDR	1.214	1.199	-0.015
46	100	Unbiased HDR	1.242	1.27	0.028
47	100	Unbiased HDR	1.232	1.267	0.035
48	100	Unbiased HDR	1.228	1.265	0.037
49	100	Unbiased HDR	1.211	1.275	0.064
50	100	Unbiased HDR	1.233	1.277	0.044
51	0	Correlation	1.226	1.227	0.001
52	0	Correlation	1.231	1.23	-0.001
53	0	Correlation	1.233	1.233	0
54	0	Correlation	1.238	1.239	0.001
55	0	Correlation	1.223	1.223	0

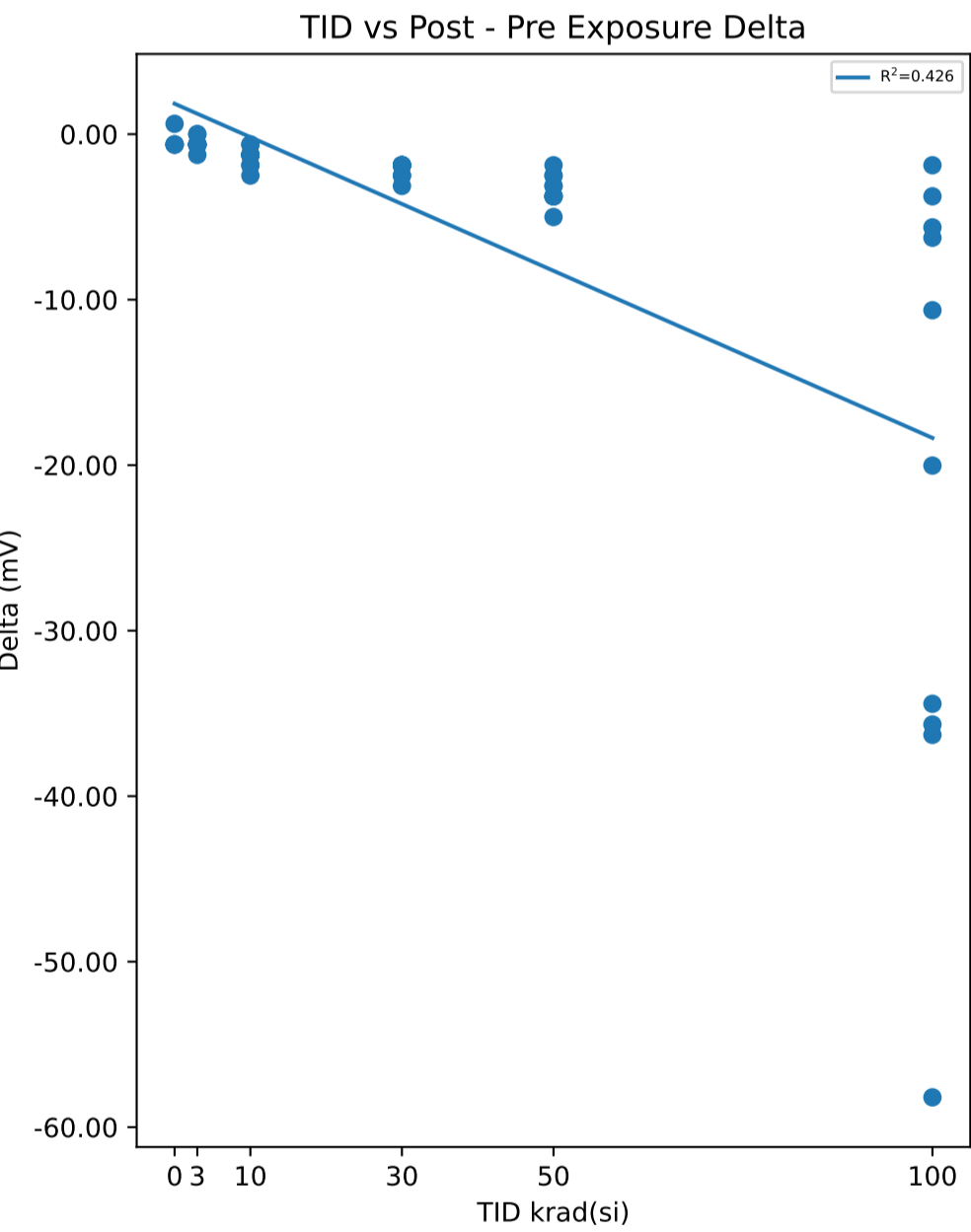
Test Statistics (V)

krad(si)	Pre Exposure Min	Pre Exposure Avg	Pre Exposure Max	Pre Exposure Std	Post Exposure Min	Post Exposure Avg	Post Exposure Max	Post Exposure Std	Min Delta	Avg Delta	Max Delta	Std Delta
0	1.223	1.2302	1.238	0.0058907	1.223	1.2304	1.239	0.0060663	-0.001	0.0002	0.001	0.00083666
3	1.213	1.2257	1.235	0.0083273	1.214	1.2261	1.235	0.0081165	-0.001	0.0004	0.001	0.00069921
10	1.21	1.2243	1.245	0.011156	1.21	1.2241	1.243	0.01109	-0.002	-0.0002	0.003	0.0014757
30	1.215	1.2307	1.247	0.0098888	1.212	1.2298	1.243	0.011193	-0.005	-0.0009	0.004	0.0033813
50	1.215	1.2321	1.247	0.010192	1.208	1.2294	1.253	0.014017	-0.013	-0.0027	0.006	0.0076601
100	1.211	1.2261	1.242	0.010093	1.198	1.2368	1.277	0.036175	-0.029	0.0107	0.064	0.034235

Device Test: 5.2 VIN_Hysteresis(VIN_UVLO_HYSTERESIS)



Serial #	krad(si)	Exposure Conditions	Pre Result	Post Result	Delta
1	3	7V Biased HDR	125.78	125.16	-0.627
2	3	7V Biased HDR	125.16	124.53	-0.626
3	3	7V Biased HDR	127.66	127.03	-0.626
4	3	7V Biased HDR	127.03	127.03	0
5	3	7V Biased HDR	123.91	123.28	-0.626
6	3	Unbiased HDR	121.4	120.15	-1.251
7	3	Unbiased HDR	123.28	122.65	-0.625
8	3	Unbiased HDR	125.78	125.16	-0.625
9	3	Unbiased HDR	122.65	122.65	0
10	3	Unbiased HDR	120.78	120.15	-0.625
11	10	7V Biased HDR	125.78	123.28	-2.503
12	10	7V Biased HDR	120.78	120.15	-0.626
13	10	7V Biased HDR	124.53	123.28	-1.252
14	10	7V Biased HDR	126.41	125.16	-1.251
15	10	7V Biased HDR	120.78	120.15	-0.626
16	10	Unbiased HDR	121.4	120.15	-1.252
17	10	Unbiased HDR	122.03	120.78	-1.252
18	10	Unbiased HDR	125.16	123.28	-1.877
19	10	Unbiased HDR	126.41	125.16	-1.252
20	10	Unbiased HDR	123.28	121.4	-1.877
21	30	7V Biased HDR	123.28	121.4	-1.877
22	30	7V Biased HDR	122.65	120.78	-1.878
23	30	7V Biased HDR	128.28	125.16	-3.128
24	30	7V Biased HDR	122.03	120.15	-1.877
25	30	7V Biased HDR	124.53	122.65	-1.877
26	30	Unbiased HDR	125.16	123.28	-1.877
27	30	Unbiased HDR	122.65	120.78	-1.877
28	30	Unbiased HDR	124.53	122.65	-1.877
29	30	Unbiased HDR	125.78	123.28	-2.503
30	30	Unbiased HDR	127.03	124.53	-2.504
31	50	7V Biased HDR	122.03	118.9	-3.128
32	50	7V Biased HDR	122.65	118.9	-3.756
33	50	7V Biased HDR	126.41	121.4	-5.006
34	50	7V Biased HDR	125.16	121.4	-3.754
35	50	7V Biased HDR	123.28	119.52	-3.755
36	50	Unbiased HDR	123.91	121.4	-2.504
37	50	Unbiased HDR	123.28	119.52	-3.755
38	50	Unbiased HDR	127.03	123.91	-3.128
39	50	Unbiased HDR	127.03	124.53	-2.503
40	50	Unbiased HDR	123.28	121.4	-1.879
41	100	7V Biased HDR	121.4	117.65	-3.755
42	100	7V Biased HDR	123.9	118.27	-5.632
43	100	7V Biased HDR	122.65	120.78	-1.878
44	100	7V Biased HDR	123.91	117.65	-6.258
45	100	7V Biased HDR	121.4	110.76	-10.638
46	100	Unbiased HDR	125.16	105.13	-20.025
47	100	Unbiased HDR	123.28	87.61	-35.67
48	100	Unbiased HDR	123.91	89.487	-34.418
49	100	Unbiased HDR	120.78	62.579	-58.197
50	100	Unbiased HDR	123.91	87.609	-36.296
51	0	Correlation	123.28	122.65	-0.626
52	0	Correlation	123.28	123.91	0.626
53	0	Correlation	124.53	123.91	-0.626
54	0	Correlation	125.16	124.53	-0.626
55	0	Correlation	123.91	123.28	-0.626

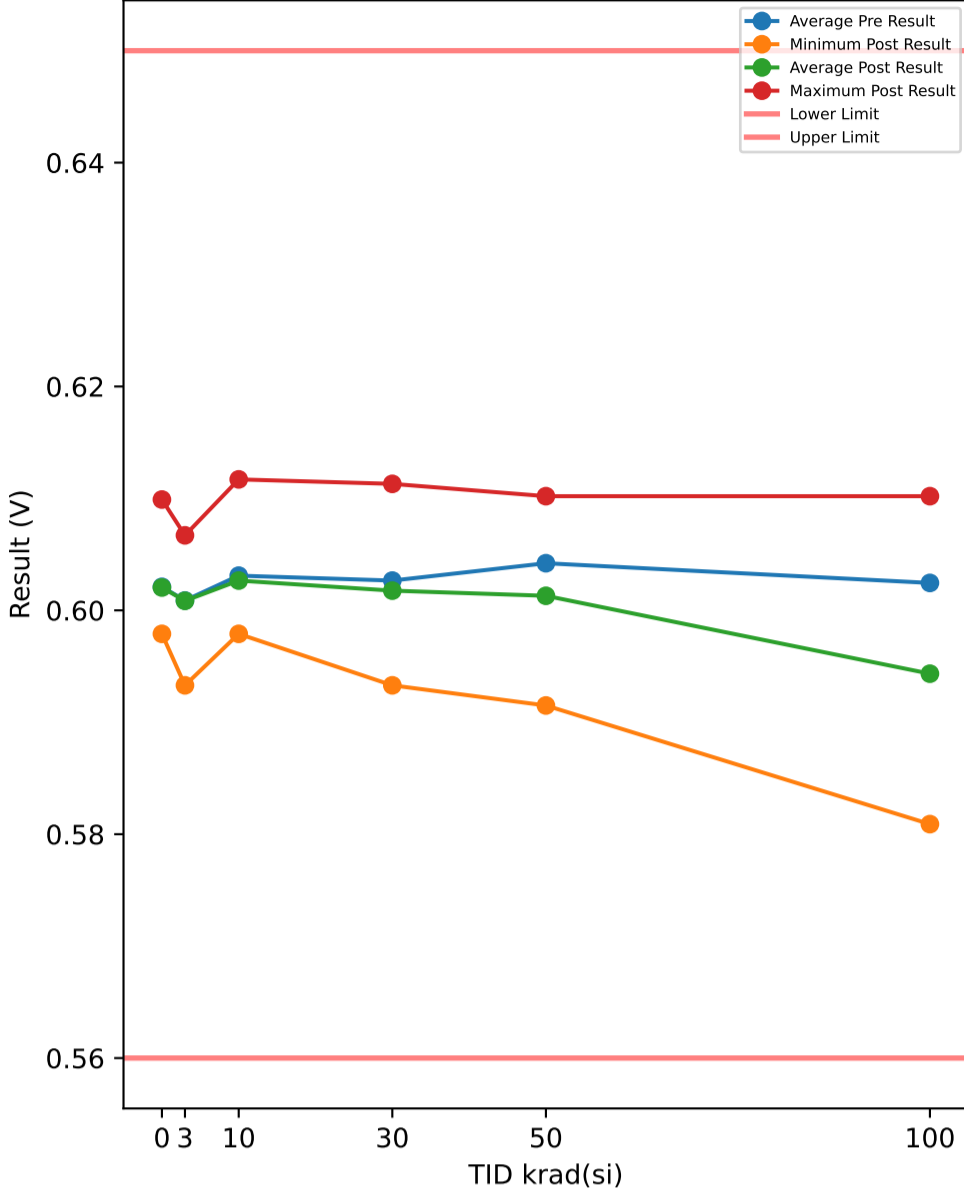


Test Statistics (mV)

krad(si)	Pre Exposure Min	Pre Exposure Avg	Pre Exposure Max	Pre Exposure Std	Post Exposure Min	Post Exposure Avg	Post Exposure Max	Post Exposure Std	Min Delta	Avg Delta	Max Delta	Std Delta
0	123.28	124.03	125.16	0.81586	122.65	123.65	124.53	0.71344	-0.626	-0.3756	0.626	0.55991
3	120.78	124.34	127.66	2.324	120.15	123.78	127.03	2.4645	-1.251	-0.5631	0	0.35509
10	120.78	123.65	126.41	2.2887	120.15	122.28	125.16	2.0052	-2.503	-1.3768	-0.626	0.57487
30	122.03	124.59	128.28	2.0319	120.15	122.47	125.16	1.67	-3.128	-2.1275	-1.877	0.43748
50	122.03	124.41	127.03	1.8609	118.9	121.09	124.53	1.9625	-5.006	-3.3168	-1.879	0.88713
100	120.78	123.03	125.16	1.4208	62.579	101.75	120.78	19.2	-58.197	-21.277	-1.878	18.965

Device Test: 6.0 EN_VTH_RISING(EN_UVLO_RISING_1p5V)

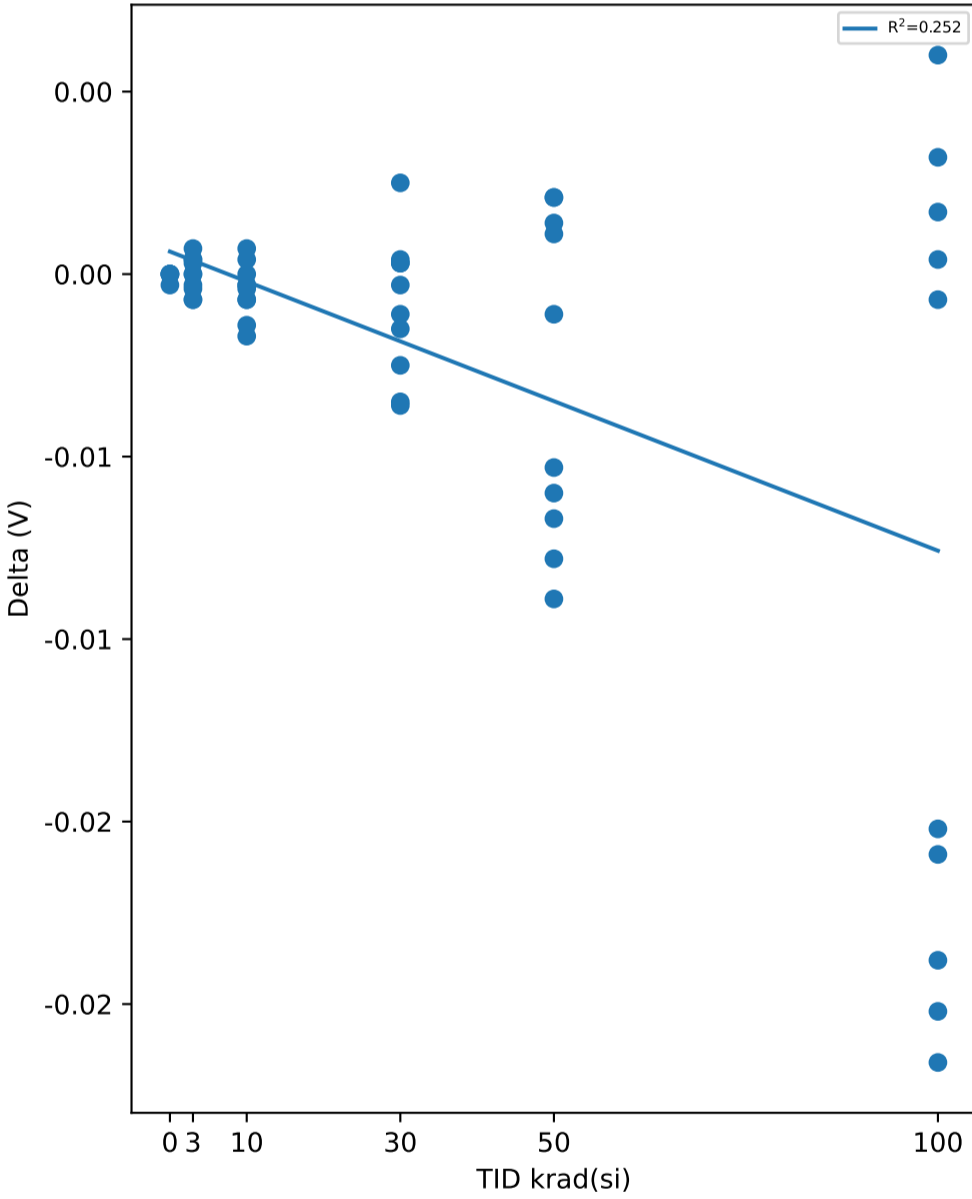
TID vs Result Stats



Test Results (Lower Limit = 0.56, Upper Limit = 0.65 (V))

Serial #	krad(si)	Exposure Conditions	Pre Result	Post Result	Delta
1	3	7V Biased HDR	0.594	0.5933	-0.0007
2	3	7V Biased HDR	0.6021	0.6025	0.0004
3	3	7V Biased HDR	0.5993	0.5989	-0.0004
4	3	7V Biased HDR	0.6064	0.6067	0.0003
5	3	7V Biased HDR	0.6053	0.6053	0
6	3	Unbiased HDR	0.6007	0.6014	0.0007
7	3	Unbiased HDR	0.6007	0.6	-0.0007
8	3	Unbiased HDR	0.6021	0.6018	-0.0003
9	3	Unbiased HDR	0.5986	0.5986	0
10	3	Unbiased HDR	0.5996	0.6	0.0004
11	10	7V Biased HDR	0.612	0.6117	-0.0003
12	10	7V Biased HDR	0.6028	0.6011	-0.0017
13	10	7V Biased HDR	0.6018	0.6018	0
14	10	7V Biased HDR	0.6049	0.6053	0.0004
15	10	7V Biased HDR	0.6014	0.6007	-0.0007
16	10	Unbiased HDR	0.6028	0.6021	-0.0007
17	10	Unbiased HDR	0.6	0.5996	-0.0004
18	10	Unbiased HDR	0.6021	0.6018	-0.0003
19	10	Unbiased HDR	0.6039	0.6046	0.0007
20	10	Unbiased HDR	0.5993	0.5979	-0.0014
21	30	7V Biased HDR	0.5958	0.5933	-0.0025
22	30	7V Biased HDR	0.611	0.6099	-0.0011
23	30	7V Biased HDR	0.6035	0.6	-0.0035
24	30	7V Biased HDR	0.6032	0.5996	-0.0036
25	30	7V Biased HDR	0.5958	0.5943	-0.0015
26	30	Unbiased HDR	0.5993	0.5996	0.0003
27	30	Unbiased HDR	0.6025	0.6028	0.0003
28	30	Unbiased HDR	0.6067	0.6064	-0.0003
29	30	Unbiased HDR	0.6	0.6004	0.0004
30	30	Unbiased HDR	0.6088	0.6113	0.0025
31	50	7V Biased HDR	0.5982	0.5915	-0.0067
32	50	7V Biased HDR	0.5982	0.5929	-0.0053
33	50	7V Biased HDR	0.6011	0.5922	-0.0089
34	50	7V Biased HDR	0.6039	0.5961	-0.0078
35	50	7V Biased HDR	0.6071	0.6011	-0.006
36	50	Unbiased HDR	0.6088	0.6102	0.0014
37	50	Unbiased HDR	0.6067	0.6078	0.0011
38	50	Unbiased HDR	0.6099	0.6088	-0.0011
39	50	Unbiased HDR	0.6071	0.6092	0.0021
40	50	Unbiased HDR	0.6011	0.6032	0.0021
41	100	7V Biased HDR	0.6004	0.5845	-0.0159
42	100	7V Biased HDR	0.6071	0.5869	-0.0202
43	100	7V Biased HDR	0.5979	0.5827	-0.0152
44	100	7V Biased HDR	0.6124	0.5936	-0.0188
45	100	7V Biased HDR	0.6025	0.5809	-0.0216
46	100	Unbiased HDR	0.6064	0.6081	0.0017
47	100	Unbiased HDR	0.5986	0.5979	-0.0007
48	100	Unbiased HDR	0.6042	0.6102	0.006
49	100	Unbiased HDR	0.5915	0.5919	0.0004
50	100	Unbiased HDR	0.6035	0.6067	0.0032
51	0	Correlation	0.6035	0.6035	0
52	0	Correlation	0.6007	0.6007	0
53	0	Correlation	0.5982	0.5982	0
54	0	Correlation	0.6099	0.6099	0
55	0	Correlation	0.5982	0.5979	-0.0003

TID vs Post - Pre Exposure Delta

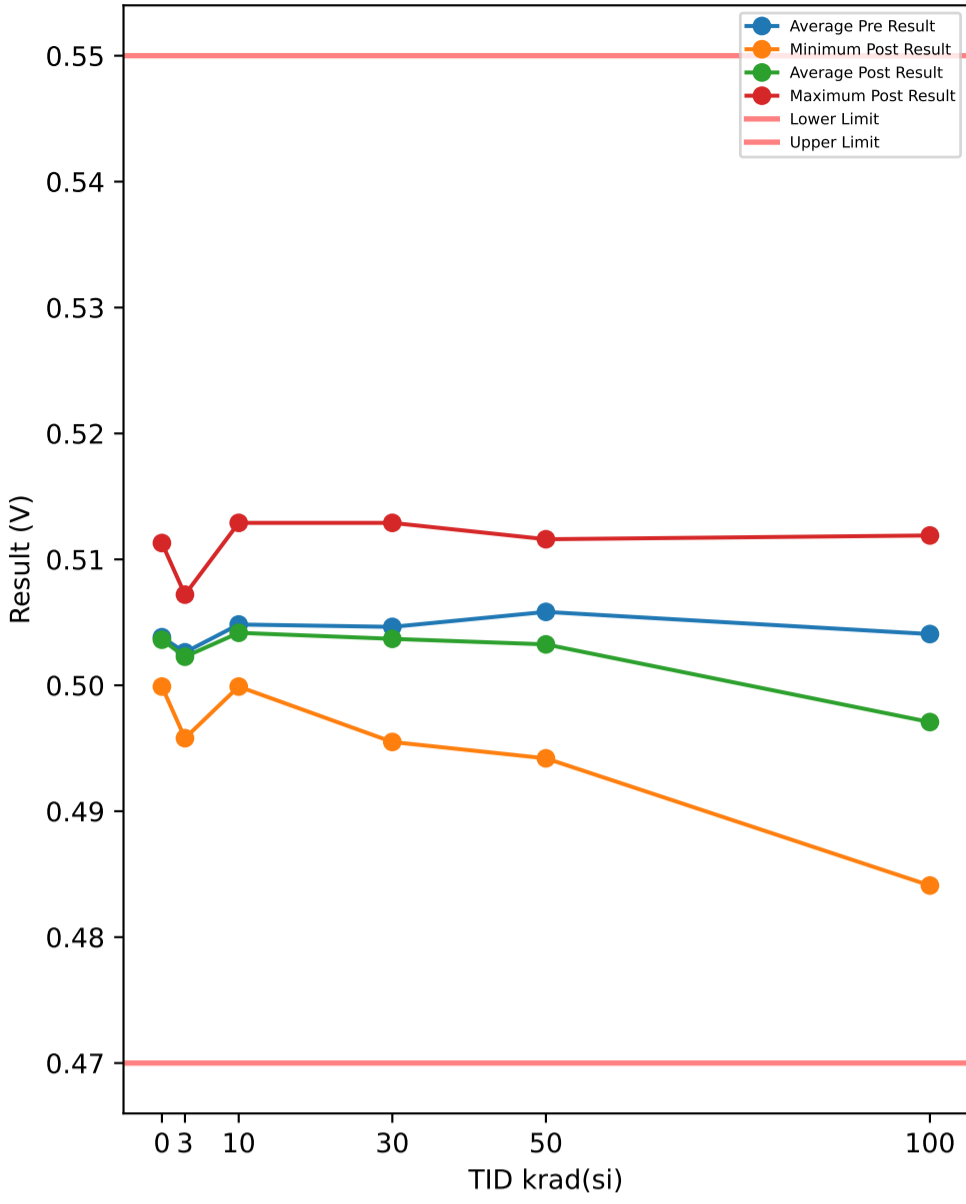


Test Statistics (V)

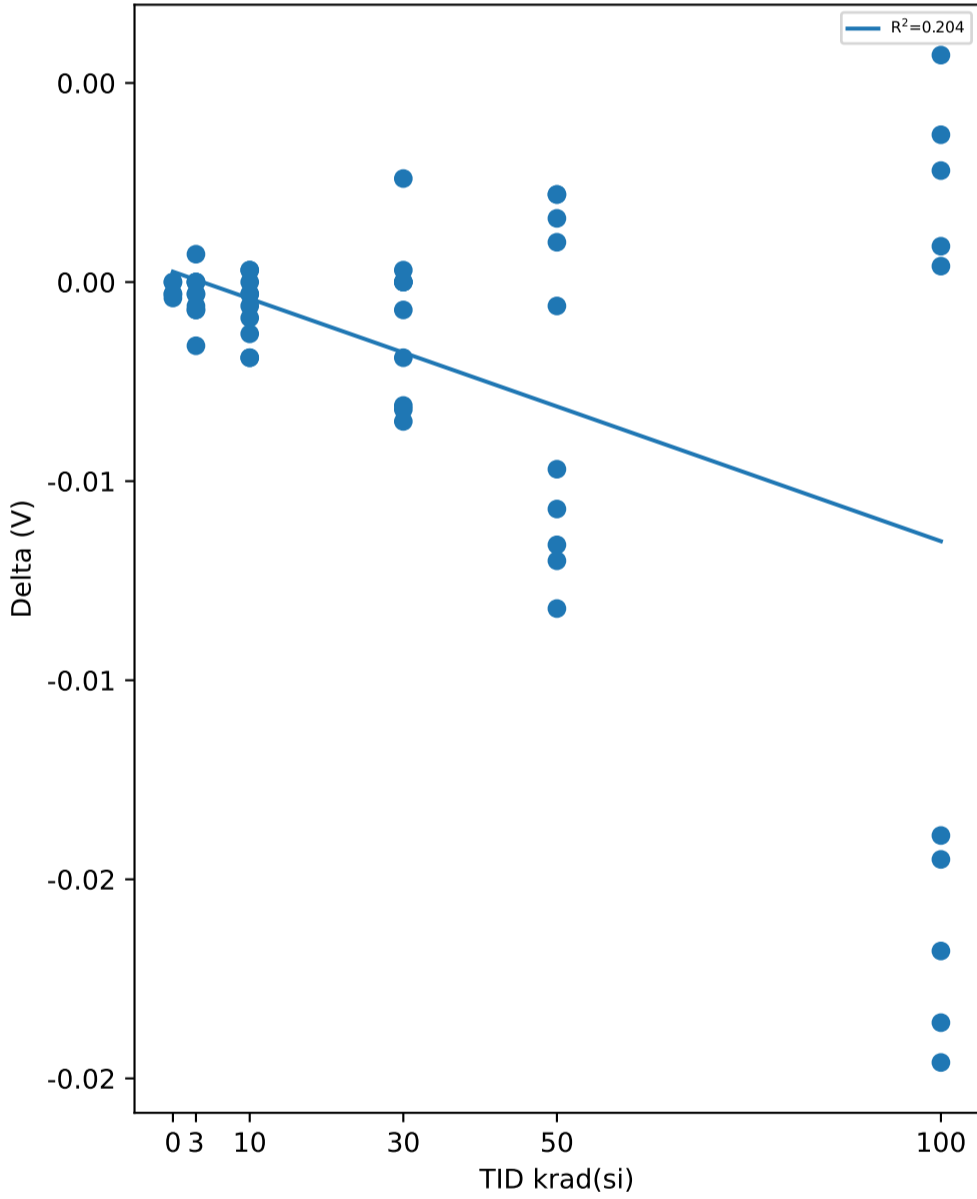
krad(si)	Pre Exposure Min	Pre Exposure Avg	Pre Exposure Max	Pre Exposure Std	Post Exposure Min	Post Exposure Avg	Post Exposure Max	Post Exposure Std	Min Delta	Avg Delta	Max Delta	Std Delta
0	0.5982	0.6021	0.6099	0.004878	0.5979	0.60204	0.6099	0.0049394	-0.0003	-6e-05	0	0.00013416
3	0.594	0.60088	0.6064	0.0034915	0.5933	0.60085	0.6067	0.0037307	-0.0007	-3e-05	0.0007	0.00048546
10	0.5993	0.6031	0.612	0.0035418	0.5979	0.60266	0.6117	0.0038376	-0.0017	-0.00044	0.0007	0.00073666
30	0.5958	0.60266	0.611	0.0051325	0.5933	0.60176	0.6113	0.0059757	-0.0036	-0.0009	0.0025	0.0019293
50	0.5982	0.60421	0.6099	0.0043209	0.5915	0.6013	0.6102	0.0076028	-0.0089	-0.00291	0.0021	0.0044416
100	0.5915	0.60245	0.6124	0.0057737	0.5809	0.59434	0.6102	0.01096	-0.0216	-0.00811	0.006	0.011075

Device Test: 6.1 EN_VTH_FALLING(EN_UVLO_FALLING_1p5V)

TID vs Result Stats



TID vs Post - Pre Exposure Delta



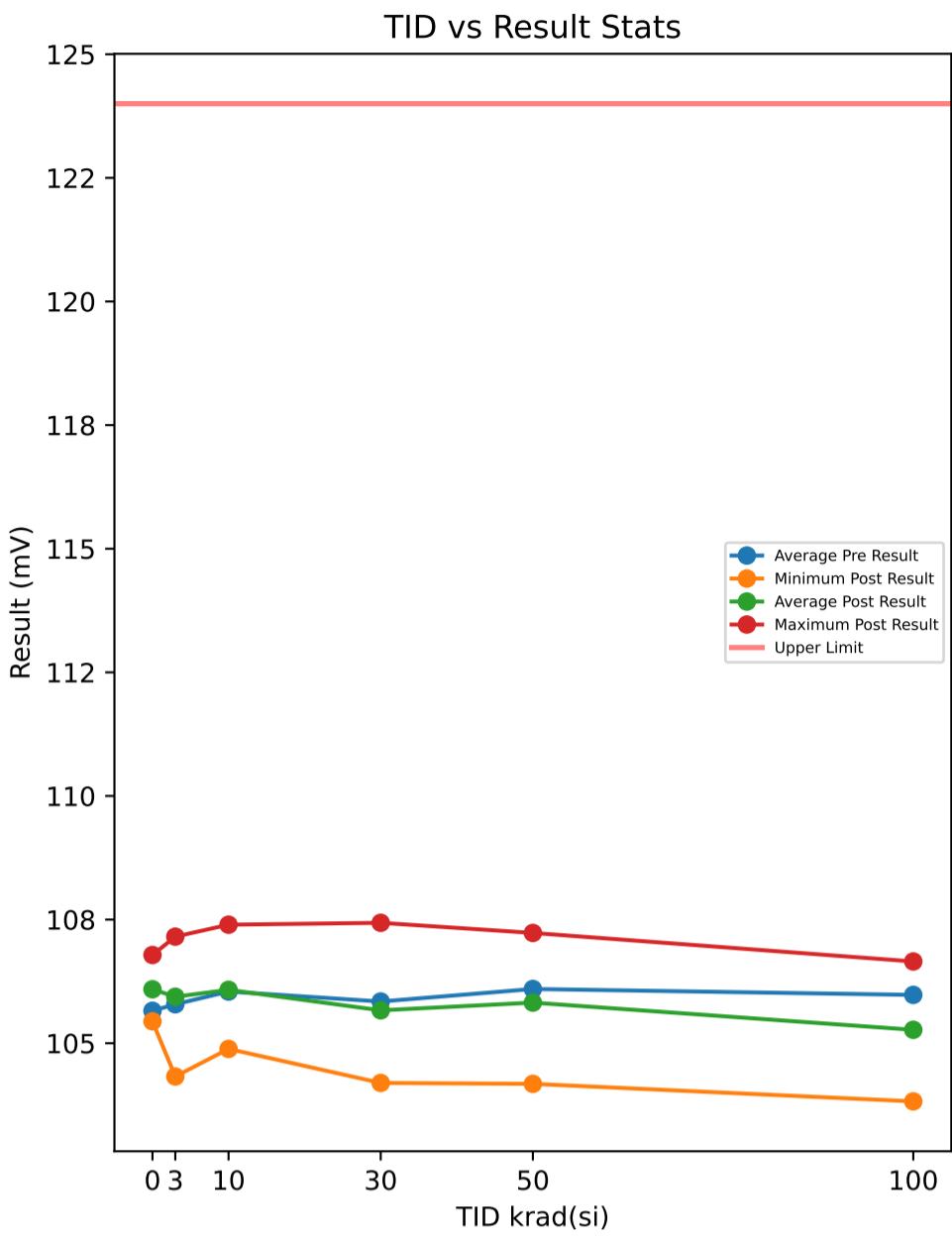
Test Results (Lower Limit = 0.47, Upper Limit = 0.55 (V))

Serial #	krad(si)	Exposure Conditions	Pre Result	Post Result	Delta
1	3	7V Biased HDR	0.4964	0.4958	-0.0006
2	3	7V Biased HDR	0.5037	0.5037	0
3	3	7V Biased HDR	0.5005	0.5002	-0.0003
4	3	7V Biased HDR	0.5072	0.5072	0
5	3	7V Biased HDR	0.5072	0.5065	-0.0007
6	3	Unbiased HDR	0.5024	0.5031	0.0007
7	3	Unbiased HDR	0.5034	0.5018	-0.0016
8	3	Unbiased HDR	0.5034	0.5027	-0.0007
9	3	Unbiased HDR	0.5005	0.5002	-0.0003
10	3	Unbiased HDR	0.5015	0.5015	0
11	10	7V Biased HDR	0.5135	0.5129	-0.0006
12	10	7V Biased HDR	0.5043	0.5024	-0.0019
13	10	7V Biased HDR	0.504	0.5037	-0.0003
14	10	7V Biased HDR	0.5062	0.5065	0.0003
15	10	7V Biased HDR	0.5037	0.5024	-0.0013
16	10	Unbiased HDR	0.5043	0.5034	-0.0009
17	10	Unbiased HDR	0.5018	0.5015	-0.0003
18	10	Unbiased HDR	0.5034	0.5034	0
19	10	Unbiased HDR	0.5053	0.5056	0.0003
20	10	Unbiased HDR	0.5018	0.4999	-0.0019
21	30	7V Biased HDR	0.4986	0.4955	-0.0031
22	30	7V Biased HDR	0.5113	0.5106	-0.0007
23	30	7V Biased HDR	0.505	0.5018	-0.0032
24	30	7V Biased HDR	0.505	0.5015	-0.0035
25	30	7V Biased HDR	0.4996	0.4977	-0.0019
26	30	Unbiased HDR	0.5018	0.5018	0
27	30	Unbiased HDR	0.5043	0.5043	0
28	30	Unbiased HDR	0.5081	0.5081	0
29	30	Unbiased HDR	0.5024	0.5027	0.0003
30	30	Unbiased HDR	0.5103	0.5129	0.0026
31	50	7V Biased HDR	0.5008	0.4942	-0.0066
32	50	7V Biased HDR	0.5002	0.4955	-0.0047
33	50	7V Biased HDR	0.5034	0.4952	-0.0082
34	50	7V Biased HDR	0.5056	0.4986	-0.007
35	50	7V Biased HDR	0.5084	0.5027	-0.0057
36	50	Unbiased HDR	0.51	0.5116	0.0016
37	50	Unbiased HDR	0.5084	0.5094	0.001
38	50	Unbiased HDR	0.5103	0.5097	-0.0006
39	50	Unbiased HDR	0.5081	0.5103	0.0022
40	50	Unbiased HDR	0.5031	0.5053	0.0022
41	100	7V Biased HDR	0.5021	0.4876	-0.0145
42	100	7V Biased HDR	0.5084	0.4898	-0.0186
43	100	7V Biased HDR	0.4996	0.4857	-0.0139
44	100	7V Biased HDR	0.5135	0.4967	-0.0168
45	100	7V Biased HDR	0.5037	0.4841	-0.0196
46	100	Unbiased HDR	0.5075	0.5103	0.0028
47	100	Unbiased HDR	0.5008	0.5012	0.0004
48	100	Unbiased HDR	0.5062	0.5119	0.0057
49	100	Unbiased HDR	0.4939	0.4948	0.0009
50	100	Unbiased HDR	0.505	0.5087	0.0037
51	0	Correlation	0.505	0.5046	-0.0004
52	0	Correlation	0.5024	0.5021	-0.0003
53	0	Correlation	0.5002	0.5002	0
54	0	Correlation	0.5113	0.5113	0
55	0	Correlation	0.5002	0.4999	-0.0003

Test Statistics (V)

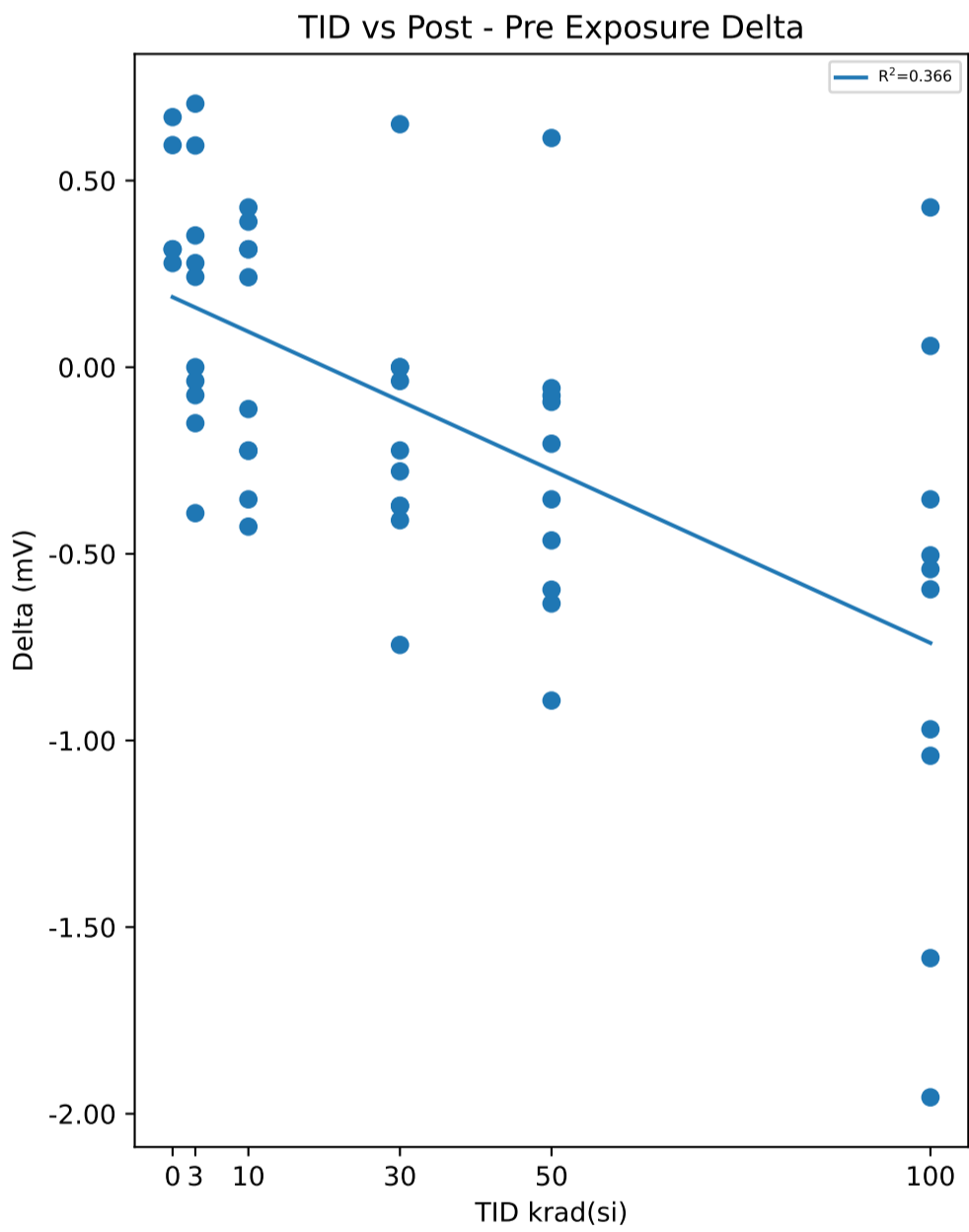
krad(si)	Pre Exposure Min	Pre Exposure Avg	Pre Exposure Max	Pre Exposure Std	Post Exposure Min	Post Exposure Avg	Post Exposure Max	Post Exposure Std	Min Delta	Avg Delta	Max Delta	Std Delta
0	0.5002	0.50382	0.5113	0.0046251	0.4999	0.50362	0.5113	0.0046848	-0.0004	-0.0002	0	0.00018708
3	0.4964	0.50262	0.5072	0.00322	0.4958	0.50227	0.5072	0.0032721	-0.0016	-0.00035	0.0007	0.00060964
10	0.5018	0.50483	0.5135	0.0033367	0.4999	0.50417	0.5129	0.0036012	-0.0019	-0.00066	0.0003	0.00082219
30	0.4986	0.50464	0.5113	0.0042649	0.4955	0.50369	0.5129	0.0054596	-0.0035	-0.00095	0.0026	0.0019444
50	0.5002	0.50583	0.5103	0.0037438	0.4942	0.50325	0.5116	0.0069262	-0.0082	-0.00258	0.0022	0.004235
100	0.4939	0.50407	0.5135	0.0054054	0.4841	0.49708	0.5119	0.010502	-0.0196	-0.00699	0.0057	0.010447

Device Test: 6.10 EN_HYST(EN_UVLO_HYSTERESIS_3p3V)



Test Results (Upper Limit = 124.0 (mV))

Serial #	krad(si)	Exposure Conditions	Pre Result	Post Result	Delta
1	3	7V Biased HDR	104.08	104.33	0.242
2	3	7V Biased HDR	106	106.35	0.353
3	3	7V Biased HDR	105.98	106.58	0.594
4	3	7V Biased HDR	107.16	107.16	0
5	3	7V Biased HDR	105.95	106.22	0.279
6	3	Unbiased HDR	105.42	106.13	0.706
7	3	Unbiased HDR	105.54	105.39	-0.15
8	3	Unbiased HDR	106.21	105.81	-0.391
9	3	Unbiased HDR	105.59	105.52	-0.075
10	3	Unbiased HDR	105.94	105.91	-0.037
11	10	7V Biased HDR	107.16	107.4	0.241
12	10	7V Biased HDR	105.89	105.67	-0.223
13	10	7V Biased HDR	104.79	105.11	0.316
14	10	7V Biased HDR	106.19	106.62	0.428
15	10	7V Biased HDR	105.57	105.46	-0.112
16	10	Unbiased HDR	107.1	106.67	-0.427
17	10	Unbiased HDR	105.78	106.09	0.316
18	10	Unbiased HDR	106.28	105.93	-0.354
19	10	Unbiased HDR	106.58	106.97	0.39
20	10	Unbiased HDR	105.11	104.89	-0.224
21	30	7V Biased HDR	104.98	104.61	-0.372
22	30	7V Biased HDR	107.34	106.6	-0.744
23	30	7V Biased HDR	106.11	105.7	-0.41
24	30	7V Biased HDR	106.04	105.67	-0.371
25	30	7V Biased HDR	104.42	104.2	-0.223
26	30	Unbiased HDR	105.81	105.78	-0.037
27	30	Unbiased HDR	105.89	105.89	0
28	30	Unbiased HDR	105.95	105.95	0
29	30	Unbiased HDR	105.11	104.83	-0.279
30	30	Unbiased HDR	106.78	107.44	0.651
31	50	7V Biased HDR	104.53	104.18	-0.354
32	50	7V Biased HDR	105.24	105.03	-0.205
33	50	7V Biased HDR	105.18	104.29	-0.893
34	50	7V Biased HDR	106.26	106.19	-0.076
35	50	7V Biased HDR	106.45	105.81	-0.633
36	50	Unbiased HDR	106.36	106.97	0.614
37	50	Unbiased HDR	106.84	106.24	-0.596
38	50	Unbiased HDR	107.69	107.23	-0.464
39	50	Unbiased HDR	106.84	106.75	-0.093
40	50	Unbiased HDR	105.57	105.52	-0.056
41	100	7V Biased HDR	105.85	104.88	-0.97
42	100	7V Biased HDR	106.28	105.78	-0.504
43	100	7V Biased HDR	105.2	104.66	-0.541
44	100	7V Biased HDR	107.04	105.46	-1.583
45	100	7V Biased HDR	106.63	104.68	-1.956
46	100	Unbiased HDR	106.34	105.3	-1.041
47	100	Unbiased HDR	105.35	105	-0.354
48	100	Unbiased HDR	106.22	106.65	0.428
49	100	Unbiased HDR	104.42	103.82	-0.595
50	100	Unbiased HDR	106.43	106.49	0.057
51	0	Correlation	106.15	106.47	0.316
52	0	Correlation	105.89	106.21	0.316
53	0	Correlation	105.28	105.56	0.279
54	0	Correlation	106.11	106.78	0.67
55	0	Correlation	104.85	105.44	0.595

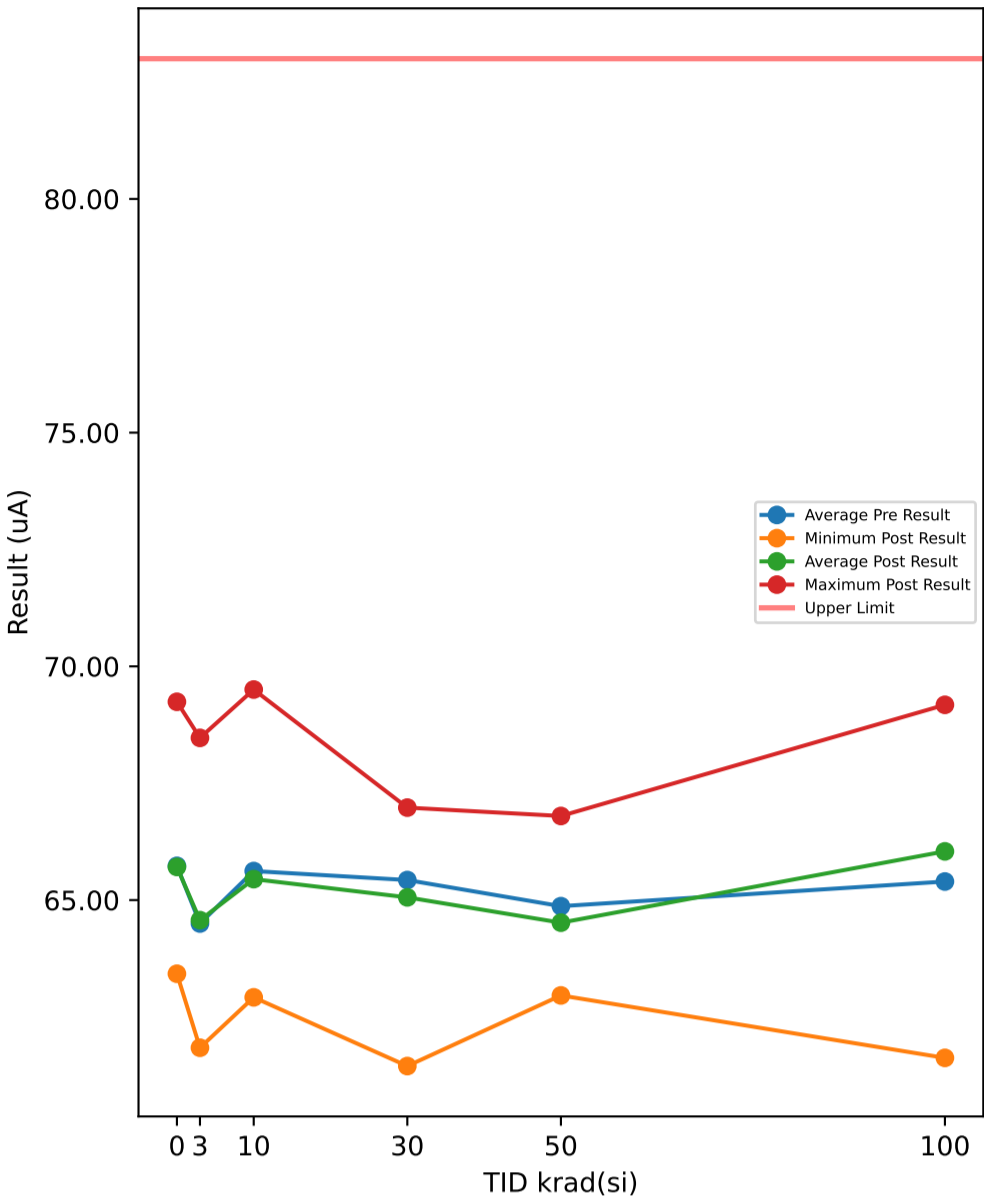


Test Statistics (mV)

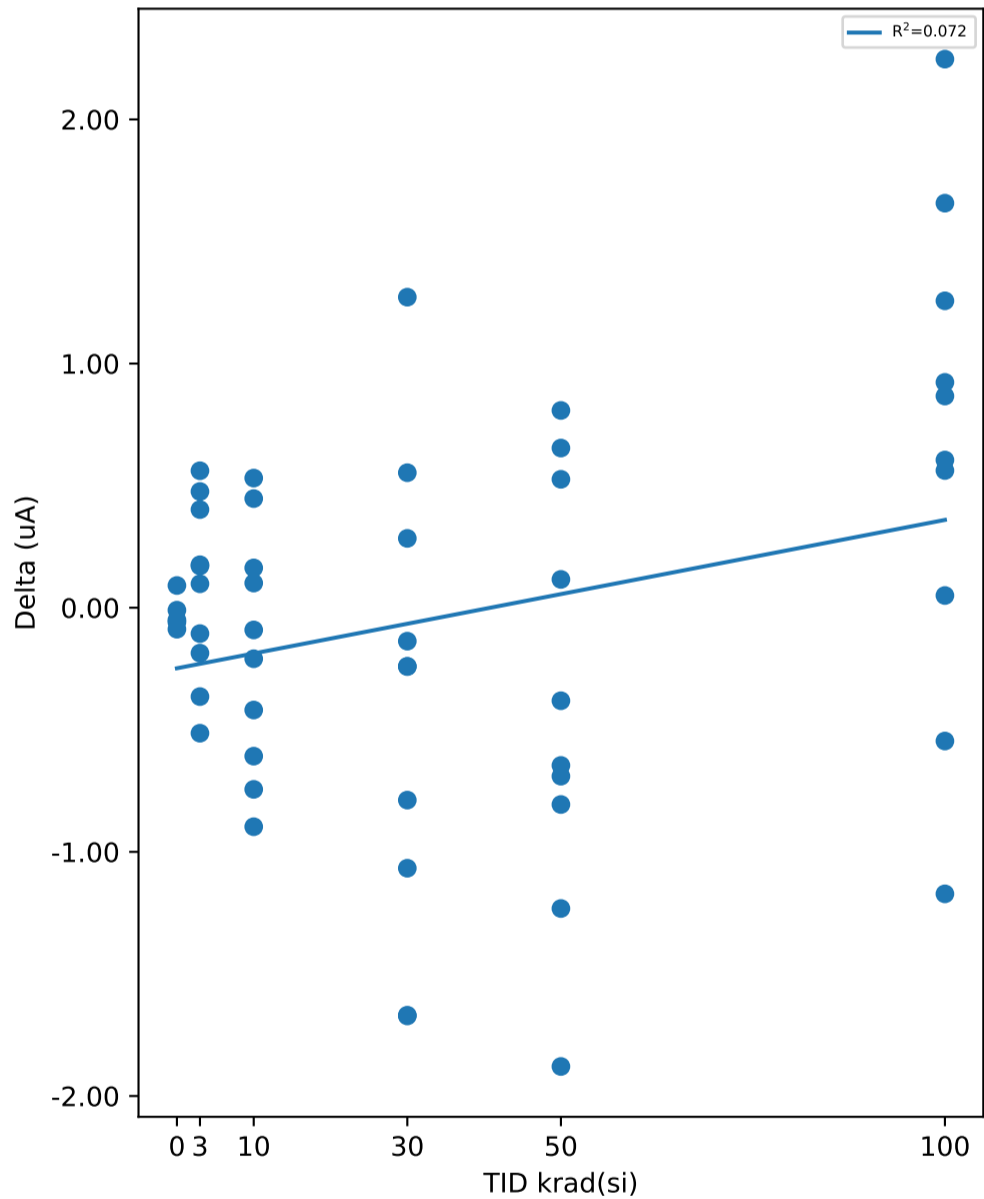
krad(si)	Pre Exposure Min	Pre Exposure Avg	Pre Exposure Max	Pre Exposure Std	Post Exposure Min	Post Exposure Avg	Post Exposure Max	Post Exposure Std	Min Delta	Avg Delta	Max Delta	Std Delta
0	104.85	105.66	106.15	0.57136	105.44	106.09	106.78	0.57907	0.279	0.4352	0.67	0.18268
3	104.08	105.79	107.16	0.7681	104.33	105.94	107.16	0.76552	-0.391	0.1521	0.706	0.34372
10	104.79	106.04	107.16	0.77926	104.89	106.08	107.4	0.82384	-0.427	0.0351	0.428	0.33348
30	104.42	105.84	107.34	0.85414	104.2	105.66	107.44	0.9498	-0.744	-0.1785	0.651	0.36995
50	104.53	106.1	107.69	0.95238	104.18	105.82	107.23	1.0659	-0.893	-0.2756	0.614	0.4178
100	104.42	105.98	107.04	0.7814	103.82	105.27	106.65	0.86434	-1.956	-0.7059	0.428	0.71383

Device Test: 6.11 SS_I_Charge(SS_Icharge_3p3V)

TID vs Result Stats



TID vs Post - Pre Exposure Delta



Test Results (Upper Limit = 83.0 (uA))

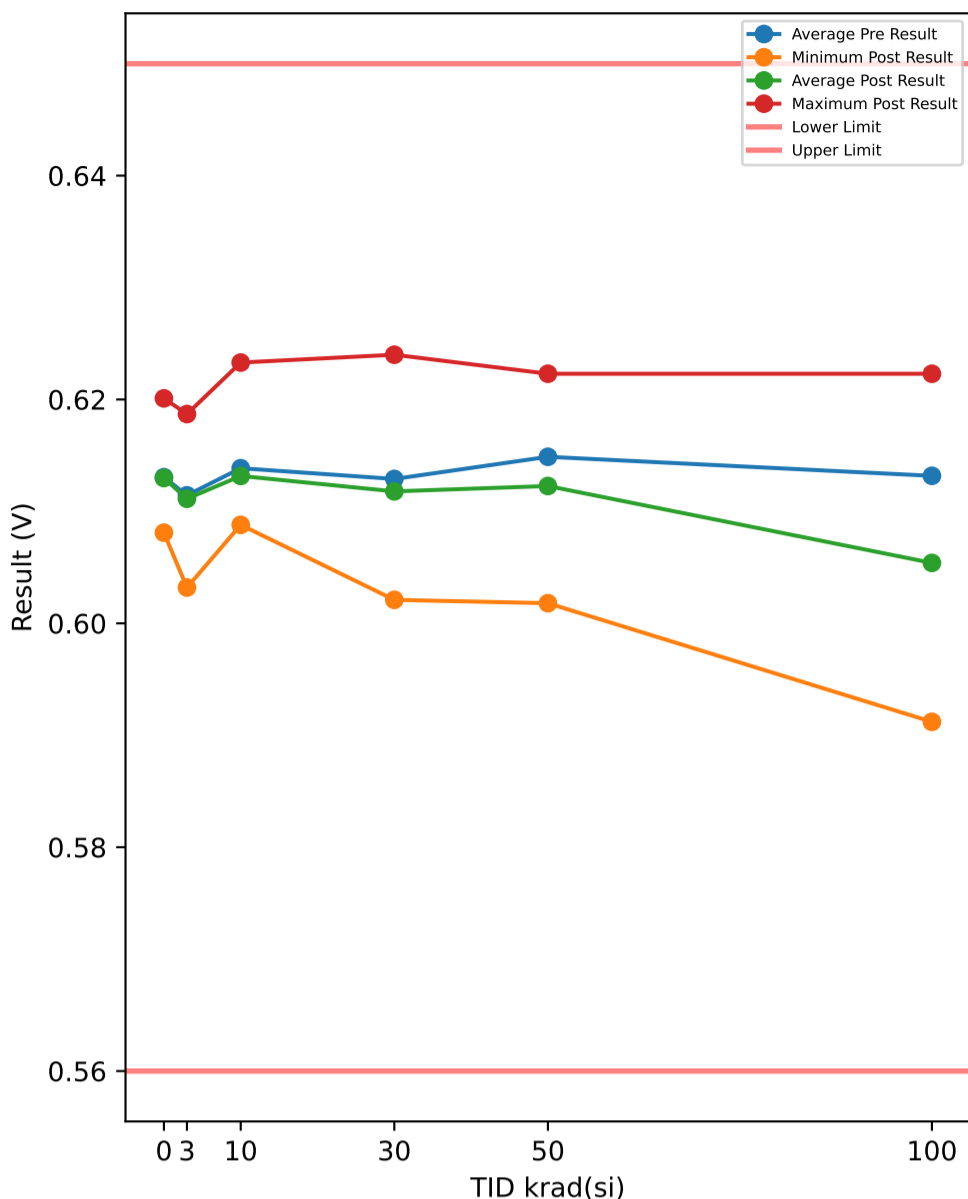
Serial #	krad(si)	Exposure Conditions	Pre Result	Post Result	Delta
1	3	7V Biased HDR	66.594	67.155	0.561
2	3	7V Biased HDR	62.355	61.841	-0.514
3	3	7V Biased HDR	62.76	62.574	-0.186
4	3	7V Biased HDR	64.452	64.088	-0.364
5	3	7V Biased HDR	65.799	66.201	0.402
6	3	Unbiased HDR	65.286	65.462	0.176
7	3	Unbiased HDR	68.372	68.47	0.098
8	3	Unbiased HDR	62.609	62.78	0.171
9	3	Unbiased HDR	62.751	63.227	0.476
10	3	Unbiased HDR	64.009	63.903	-0.106
11	10	7V Biased HDR	66.208	66.309	0.101
12	10	7V Biased HDR	63.72	63.301	-0.419
13	10	7V Biased HDR	66.729	67.176	0.447
14	10	7V Biased HDR	63.816	62.919	-0.897
15	10	7V Biased HDR	69.341	69.504	0.163
16	10	Unbiased HDR	65.373	65.282	-0.091
17	10	Unbiased HDR	65.192	65.723	0.531
18	10	Unbiased HDR	66.317	65.709	-0.608
19	10	Unbiased HDR	63.884	63.14	-0.744
20	10	Unbiased HDR	65.628	65.419	-0.209
21	30	7V Biased HDR	66.694	66.978	0.284
22	30	7V Biased HDR	66.57	65.503	-1.067
23	30	7V Biased HDR	65.891	64.219	-1.672
24	30	7V Biased HDR	67.155	66.914	-0.241
25	30	7V Biased HDR	66.376	66.136	-0.24
26	30	Unbiased HDR	64.381	62.712	-1.669
27	30	Unbiased HDR	62.237	61.449	-0.788
28	30	Unbiased HDR	65.537	66.809	1.272
29	30	Unbiased HDR	64.526	65.079	0.553
30	30	Unbiased HDR	64.919	64.782	-0.137
31	50	7V Biased HDR	65.427	64.781	-0.646
32	50	7V Biased HDR	63.766	62.96	-0.806
33	50	7V Biased HDR	63.99	64.644	0.654
34	50	7V Biased HDR	64.298	63.066	-1.232
35	50	7V Biased HDR	63.733	63.043	-0.69
36	50	Unbiased HDR	65.991	66.799	0.808
37	50	Unbiased HDR	63.32	63.846	0.526
38	50	Unbiased HDR	63.556	63.672	0.116
39	50	Unbiased HDR	66.593	66.212	-0.381
40	50	Unbiased HDR	68.02	66.141	-1.879
41	100	7V Biased HDR	65.863	66.425	0.562
42	100	7V Biased HDR	67.957	66.785	-1.172
43	100	7V Biased HDR	64.409	65.666	1.257
44	100	7V Biased HDR	64.367	64.417	0.05
45	100	7V Biased HDR	61.019	61.624	0.605
46	100	Unbiased HDR	67.52	69.177	1.657
47	100	Unbiased HDR	65.953	65.407	-0.546
48	100	Unbiased HDR	67.557	68.48	0.923
49	100	Unbiased HDR	64.54	66.787	2.247
50	100	Unbiased HDR	64.781	65.648	0.867
51	0	Correlation	67.819	67.809	-0.01
52	0	Correlation	63.512	63.424	-0.088
53	0	Correlation	63.987	64.078	0.091
54	0	Correlation	69.292	69.242	-0.05
55	0	Correlation	64.051	63.992	-0.059

Test Statistics (uA)

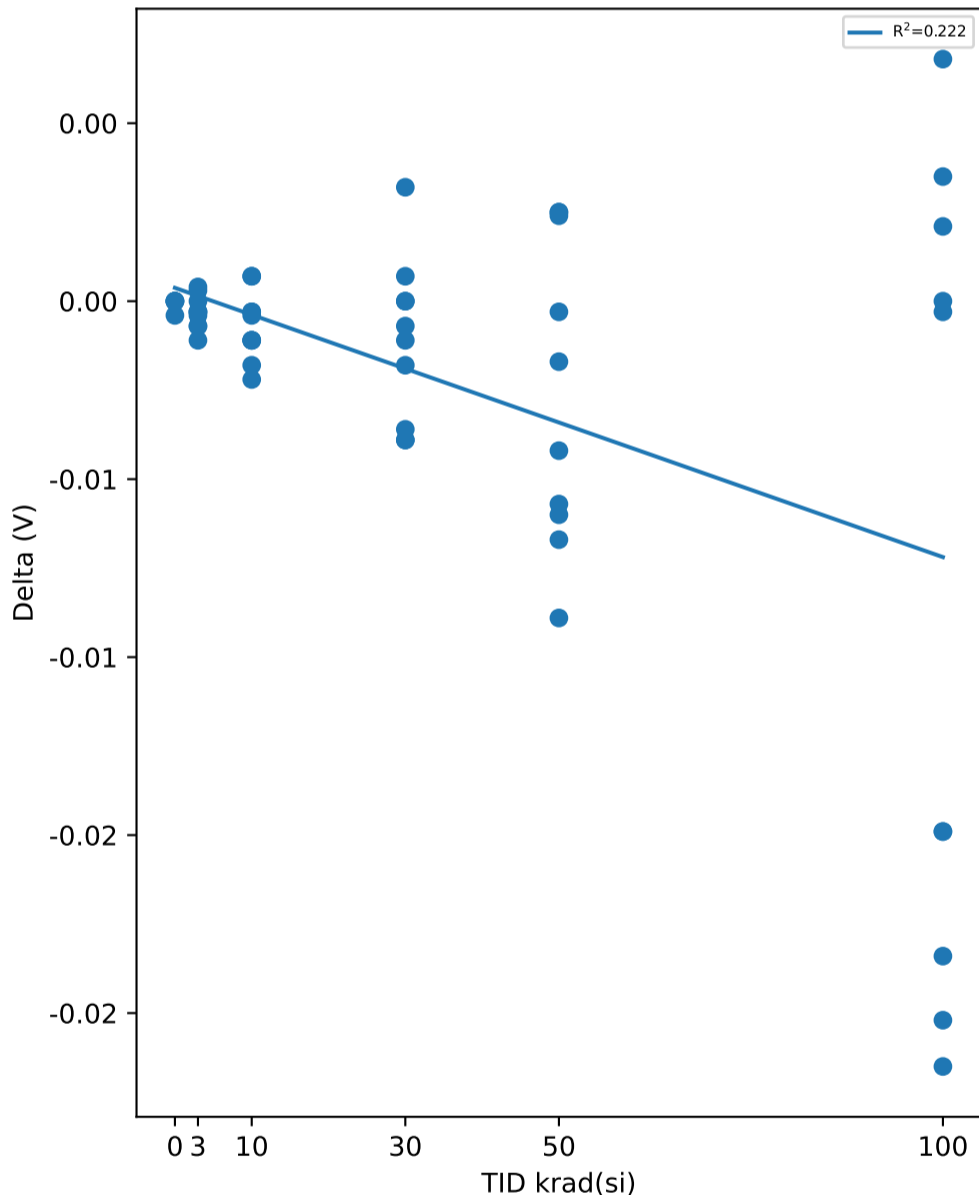
krad(si)	Pre Exposure Min	Pre Exposure Avg	Pre Exposure Max	Pre Exposure Std	Post Exposure Min	Post Exposure Avg	Post Exposure Max	Post Exposure Std	Min Delta	Avg Delta	Max Delta	Std Delta
0	63.512	65.732	69.292	2.6376	63.424	65.709	69.242	2.6326	-0.088	-0.0232	0.091	0.069669
3	62.355	64.499	68.372	2.0053	61.841	64.57	68.47	2.1722	-0.514	0.0714	0.561	0.35967
10	63.72	65.621	69.341	1.7006	62.919	65.448	69.504	2.0189	-0.897	-0.1726	0.531	0.49171
30	62.237	65.429	67.155	1.4669	61.449	65.058	66.978	1.8519	-1.672	-0.3705	1.272	0.94908
50	63.32	64.869	68.02	1.5706	62.96	64.516	66.799	1.4403	-1.879	-0.353	0.808	0.87314
100	61.019	65.397	67.957	2.0702	61.624	66.042	69.177	2.1052	-1.172	0.645	2.247	1.0096

Device Test: 6.12 EN_VTH_RISING(EN_UVLO_RISING_5V)

TID vs Result Stats



TID vs Post - Pre Exposure Delta



Test Results (Lower Limit = 0.56, Upper Limit = 0.65 (V))

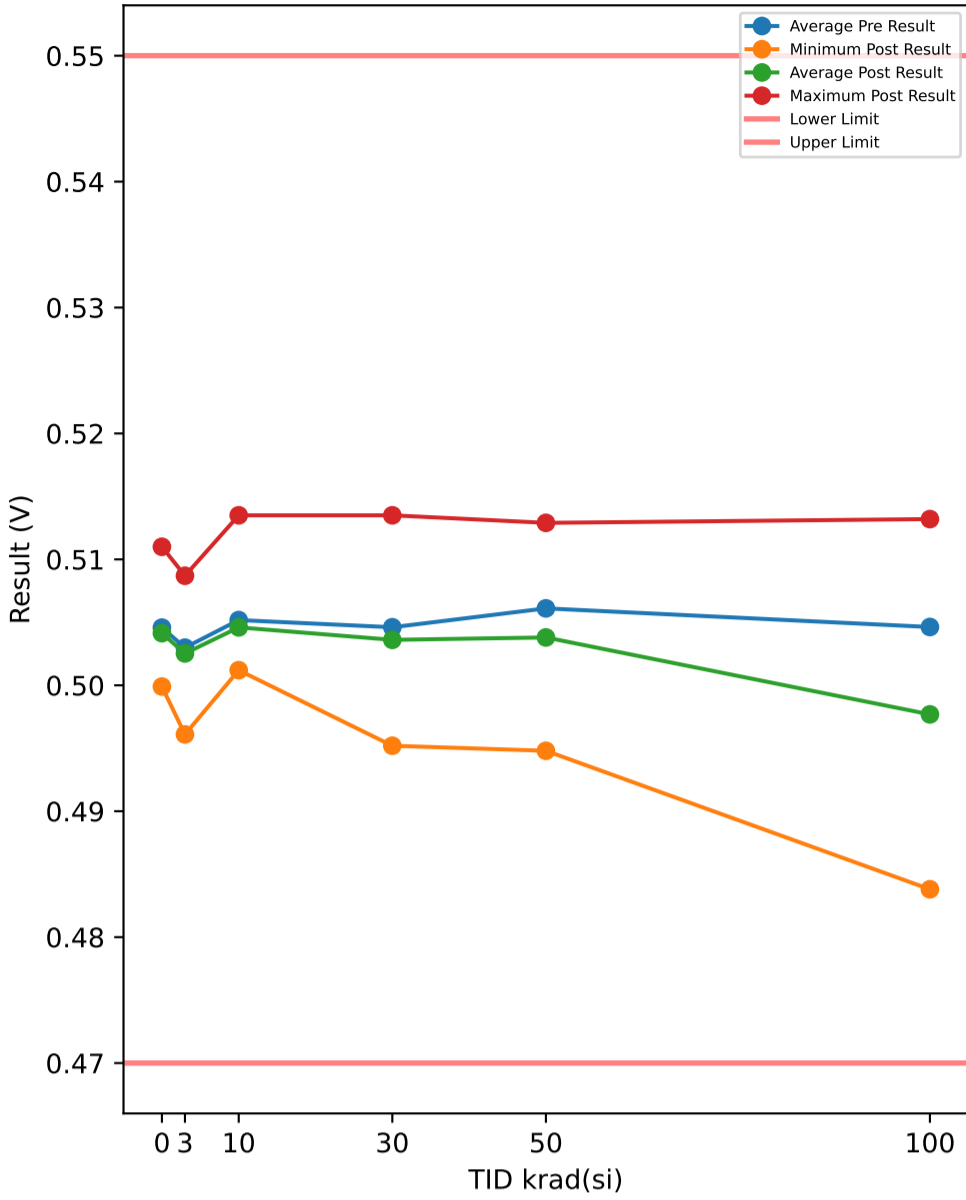
Serial #	krad(si)	Exposure Conditions	Pre Result	Post Result	Delta
1	3	7V Biased HDR	0.6039	0.6032	-0.0007
2	3	7V Biased HDR	0.6131	0.6131	0
3	3	7V Biased HDR	0.6102	0.6095	-0.0007
4	3	7V Biased HDR	0.6184	0.6187	0.0003
5	3	7V Biased HDR	0.6155	0.6152	-0.0003
6	3	Unbiased HDR	0.6102	0.6106	0.0004
7	3	Unbiased HDR	0.6117	0.6106	-0.0011
8	3	Unbiased HDR	0.6124	0.612	-0.0004
9	3	Unbiased HDR	0.6095	0.6092	-0.0003
10	3	Unbiased HDR	0.6095	0.6092	-0.0003
11	10	7V Biased HDR	0.6244	0.6233	-0.0011
12	10	7V Biased HDR	0.6117	0.6099	-0.0018
13	10	7V Biased HDR	0.6102	0.6099	-0.0003
14	10	7V Biased HDR	0.6152	0.6159	0.0007
15	10	7V Biased HDR	0.6113	0.6102	-0.0011
16	10	Unbiased HDR	0.6145	0.6134	-0.0011
17	10	Unbiased HDR	0.6113	0.611	-0.0003
18	10	Unbiased HDR	0.6131	0.6127	-0.0004
19	10	Unbiased HDR	0.6159	0.6166	0.0007
20	10	Unbiased HDR	0.611	0.6088	-0.0022
21	30	7V Biased HDR	0.606	0.6021	-0.0039
22	30	7V Biased HDR	0.6191	0.618	-0.0011
23	30	7V Biased HDR	0.6141	0.6102	-0.0039
24	30	7V Biased HDR	0.6131	0.6095	-0.0036
25	30	7V Biased HDR	0.6067	0.6049	-0.0018
26	30	Unbiased HDR	0.6124	0.6117	-0.0007
27	30	Unbiased HDR	0.6117	0.6117	0
28	30	Unbiased HDR	0.6145	0.6145	0
29	30	Unbiased HDR	0.6106	0.6113	0.0007
30	30	Unbiased HDR	0.6208	0.624	0.0032
31	50	7V Biased HDR	0.6078	0.6018	-0.006
32	50	7V Biased HDR	0.6088	0.6046	-0.0042
33	50	7V Biased HDR	0.6117	0.6028	-0.0089
34	50	7V Biased HDR	0.6159	0.6092	-0.0067
35	50	7V Biased HDR	0.617	0.6113	-0.0057
36	50	Unbiased HDR	0.6198	0.6223	0.0025
37	50	Unbiased HDR	0.618	0.6177	-0.0003
38	50	Unbiased HDR	0.6194	0.6177	-0.0017
39	50	Unbiased HDR	0.618	0.6205	0.0025
40	50	Unbiased HDR	0.6124	0.6148	0.0024
41	100	7V Biased HDR	0.6117	0.5968	-0.0149
42	100	7V Biased HDR	0.6191	0.5989	-0.0202
43	100	7V Biased HDR	0.6092	0.5943	-0.0149
44	100	7V Biased HDR	0.623	0.6046	-0.0184
45	100	7V Biased HDR	0.6127	0.5912	-0.0215
46	100	Unbiased HDR	0.6152	0.6173	0.0021
47	100	Unbiased HDR	0.6102	0.6099	-0.0003
48	100	Unbiased HDR	0.6155	0.6223	0.0068
49	100	Unbiased HDR	0.6014	0.6014	0
50	100	Unbiased HDR	0.6138	0.6173	0.0035
51	0	Correlation	0.6148	0.6148	0
52	0	Correlation	0.6124	0.6124	0
53	0	Correlation	0.6095	0.6095	0
54	0	Correlation	0.6201	0.6201	0
55	0	Correlation	0.6085	0.6081	-0.0004

Test Statistics (V)

krad(si)	Pre Exposure Min	Pre Exposure Avg	Pre Exposure Max	Pre Exposure Std	Post Exposure Min	Post Exposure Avg	Post Exposure Max	Post Exposure Std	Min Delta	Avg Delta	Max Delta	Std Delta
0	0.6085	0.61306	0.6201	0.0046501	0.6081	0.61298	0.6201	0.0047505	-0.0004	-8e-05	0	0.00017889
3	0.6039	0.61144	0.6184	0.0038891	0.6032	0.61113	0.6187	0.0041104	-0.0011	-0.00031	0.0004	0.00046056
10	0.6102	0.61386	0.6244	0.0041818	0.6088	0.61317	0.6233	0.0044237	-0.0022	-0.00069	0.0007	0.00095853
30	0.606	0.6129	0.6208	0.0046895	0.6021	0.61179	0.624	0.0061859	-0.0039	-0.00111	0.0032	0.0022786
50	0.6078	0.61488	0.6198	0.0043843	0.6018	0.61227	0.6223	0.0074699	-0.0089	-0.00261	0.0025	0.0042603
100	0.6014	0.61318	0.623	0.0058427	0.5912	0.6054	0.6223	0.010785	-0.0215	-0.00778	0.0068	0.011108

Device Test: 6.13 EN_VTH_FALLING(EN_UVLO_FALLING_5V)

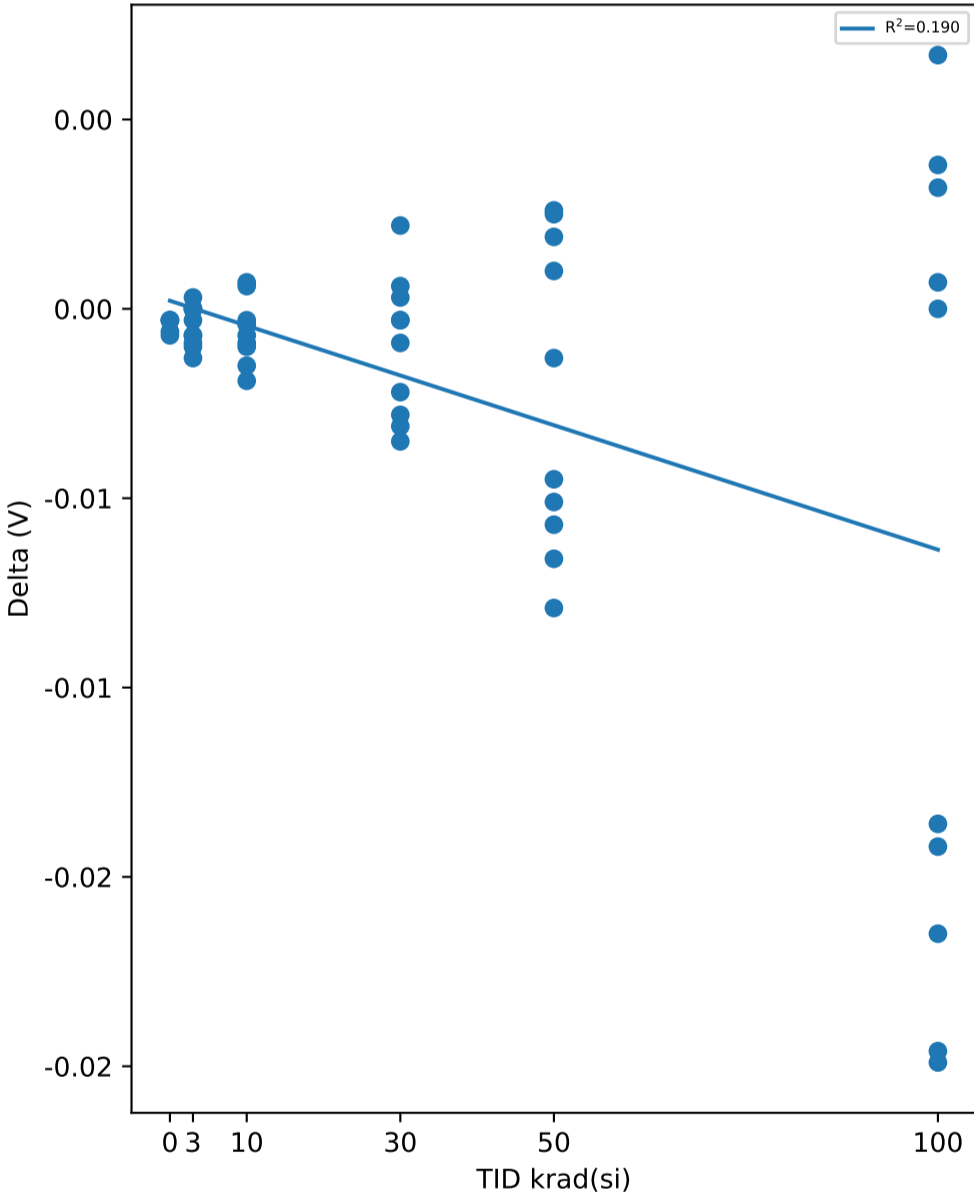
TID vs Result Stats



Test Results (Lower Limit = 0.47, Upper Limit = 0.55 (V))

Serial #	krad(si)	Exposure Conditions	Pre Result	Post Result	Delta
1	3	7V Biased HDR	0.497	0.4961	-0.0009
2	3	7V Biased HDR	0.5043	0.5043	0
3	3	7V Biased HDR	0.5015	0.5008	-0.0007
4	3	7V Biased HDR	0.5087	0.5087	0
5	3	7V Biased HDR	0.5072	0.5062	-0.001
6	3	Unbiased HDR	0.5021	0.5024	0.0003
7	3	Unbiased HDR	0.5037	0.5024	-0.0013
8	3	Unbiased HDR	0.5034	0.5031	-0.0003
9	3	Unbiased HDR	0.5012	0.5005	-0.0007
10	3	Unbiased HDR	0.5008	0.5008	0
11	10	7V Biased HDR	0.5144	0.5135	-0.0009
12	10	7V Biased HDR	0.5031	0.5012	-0.0019
13	10	7V Biased HDR	0.5031	0.5027	-0.0004
14	10	7V Biased HDR	0.5062	0.5068	0.0006
15	10	7V Biased HDR	0.5034	0.5024	-0.001
16	10	Unbiased HDR	0.505	0.5043	-0.0007
17	10	Unbiased HDR	0.5031	0.5027	-0.0004
18	10	Unbiased HDR	0.5043	0.504	-0.0003
19	10	Unbiased HDR	0.5065	0.5072	0.0007
20	10	Unbiased HDR	0.5027	0.5012	-0.0015
21	30	7V Biased HDR	0.4983	0.4952	-0.0031
22	30	7V Biased HDR	0.5094	0.5091	-0.0003
23	30	7V Biased HDR	0.5056	0.5021	-0.0035
24	30	7V Biased HDR	0.5046	0.5018	-0.0028
25	30	7V Biased HDR	0.5002	0.498	-0.0022
26	30	Unbiased HDR	0.504	0.5031	-0.0009
27	30	Unbiased HDR	0.5034	0.5031	-0.0003
28	30	Unbiased HDR	0.5059	0.5062	0.0003
29	30	Unbiased HDR	0.5034	0.504	0.0006
30	30	Unbiased HDR	0.5113	0.5135	0.0022
31	50	7V Biased HDR	0.5005	0.4948	-0.0057
32	50	7V Biased HDR	0.5012	0.4967	-0.0045
33	50	7V Biased HDR	0.5037	0.4958	-0.0079
34	50	7V Biased HDR	0.5068	0.5002	-0.0066
35	50	7V Biased HDR	0.5078	0.5027	-0.0051
36	50	Unbiased HDR	0.5103	0.5129	0.0026
37	50	Unbiased HDR	0.5084	0.5094	0.001
38	50	Unbiased HDR	0.5097	0.5084	-0.0013
39	50	Unbiased HDR	0.5087	0.5106	0.0019
40	50	Unbiased HDR	0.504	0.5065	0.0025
41	100	7V Biased HDR	0.5037	0.4895	-0.0142
42	100	7V Biased HDR	0.5103	0.4907	-0.0196
43	100	7V Biased HDR	0.5012	0.4876	-0.0136
44	100	7V Biased HDR	0.5132	0.4967	-0.0165
45	100	7V Biased HDR	0.5037	0.4838	-0.0199
46	100	Unbiased HDR	0.5065	0.5097	0.0032
47	100	Unbiased HDR	0.5021	0.5021	0
48	100	Unbiased HDR	0.5065	0.5132	0.0067
49	100	Unbiased HDR	0.4945	0.4952	0.0007
50	100	Unbiased HDR	0.5046	0.5084	0.0038
51	0	Correlation	0.5059	0.5056	-0.0003
52	0	Correlation	0.5037	0.5034	-0.0003
53	0	Correlation	0.5015	0.5008	-0.0007
54	0	Correlation	0.5113	0.511	-0.0003
55	0	Correlation	0.5005	0.4999	-0.0006

TID vs Post - Pre Exposure Delta

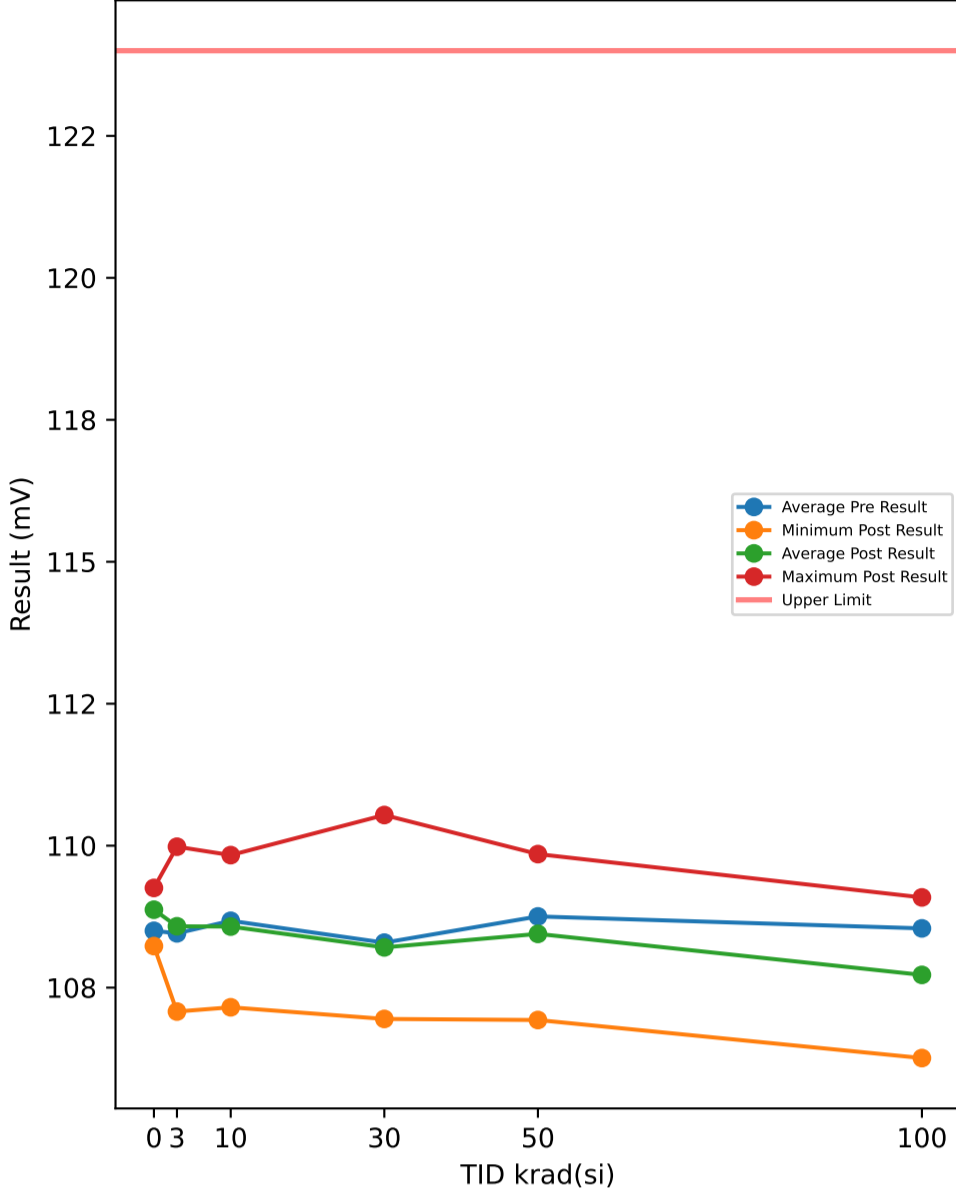


Test Statistics (V)

krad(si)	Pre Exposure Min	Pre Exposure Avg	Pre Exposure Max	Pre Exposure Std	Post Exposure Min	Post Exposure Avg	Post Exposure Max	Post Exposure Std	Min Delta	Avg Delta	Max Delta	Std Delta
0	0.5005	0.50458	0.5113	0.0042956	0.4999	0.50414	0.511	0.0044405	-0.0007	-0.00044	-0.0003	0.00019494
3	0.497	0.50299	0.5087	0.0033268	0.4961	0.50253	0.5087	0.0034397	-0.0013	-0.00046	0.0003	0.00053166
10	0.5027	0.50518	0.5144	0.0035102	0.5012	0.5046	0.5135	0.0037482	-0.0019	-0.00058	0.0007	0.0008203
30	0.4983	0.50461	0.5113	0.0038429	0.4952	0.50361	0.5135	0.0051971	-0.0035	-0.001	0.0022	0.0018505
50	0.5005	0.50611	0.5103	0.0035209	0.4948	0.5038	0.5129	0.0066537	-0.0079	-0.00231	0.0026	0.0040916
100	0.4945	0.50463	0.5132	0.005111	0.4838	0.49769	0.5132	0.010202	-0.0199	-0.00694	0.0067	0.010685

Device Test: 6.14 EN_HYST(EN_UVLO_HYSTERESIS_5V)

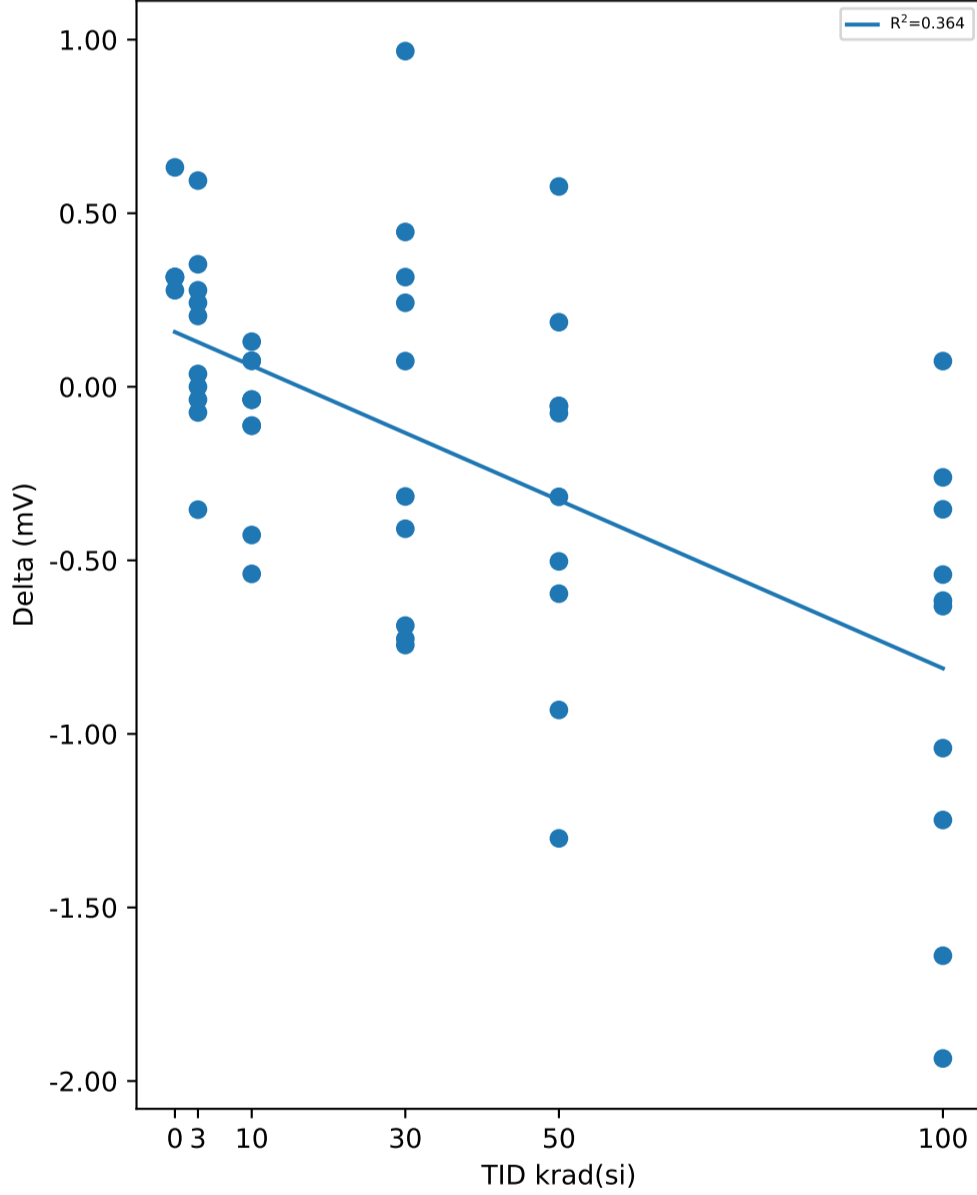
TID vs Result Stats



Test Results (Upper Limit = 124.0 (mV))

Serial #	krad(si)	Exposure Conditions	Pre Result	Post Result	Delta
1	3	7V Biased HDR	106.84	107.08	0.242
2	3	7V Biased HDR	108.75	108.75	0
3	3	7V Biased HDR	108.77	108.7	-0.074
4	3	7V Biased HDR	109.63	109.98	0.353
5	3	7V Biased HDR	108.38	108.98	0.594
6	3	Unbiased HDR	108.14	108.18	0.037
7	3	Unbiased HDR	107.97	108.18	0.204
8	3	Unbiased HDR	109	108.96	-0.037
9	3	Unbiased HDR	108.38	108.66	0.278
10	3	Unbiased HDR	108.7	108.34	-0.354
11	10	7V Biased HDR	109.95	109.83	-0.112
12	10	7V Biased HDR	108.61	108.73	0.13
13	10	7V Biased HDR	107.19	107.15	-0.037
14	10	7V Biased HDR	108.98	109.05	0.075
15	10	7V Biased HDR	107.94	107.82	-0.112
16	10	Unbiased HDR	109.53	109.11	-0.427
17	10	Unbiased HDR	108.25	108.21	-0.037
18	10	Unbiased HDR	108.75	108.72	-0.037
19	10	Unbiased HDR	109.37	109.44	0.075
20	10	Unbiased HDR	108.21	107.67	-0.539
21	30	7V Biased HDR	107.69	106.97	-0.726
22	30	7V Biased HDR	109.7	108.96	-0.744
23	30	7V Biased HDR	108.55	108.14	-0.409
24	30	7V Biased HDR	108.44	107.75	-0.688
25	30	7V Biased HDR	106.5	106.95	0.446
26	30	Unbiased HDR	108.36	108.61	0.242
27	30	Unbiased HDR	108.29	108.61	0.316
28	30	Unbiased HDR	108.59	108.27	-0.316
29	30	Unbiased HDR	107.23	107.3	0.074
30	30	Unbiased HDR	109.57	110.54	0.967
31	50	7V Biased HDR	107.25	106.93	-0.317
32	50	7V Biased HDR	107.67	107.86	0.186
33	50	7V Biased HDR	107.97	107.04	-0.931
34	50	7V Biased HDR	109.05	108.98	-0.076
35	50	7V Biased HDR	109.16	108.57	-0.596
36	50	Unbiased HDR	109.46	109.41	-0.056
37	50	Unbiased HDR	109.59	108.29	-1.301
38	50	Unbiased HDR	109.74	109.24	-0.503
39	50	Unbiased HDR	109.28	109.85	0.577
40	50	Unbiased HDR	108.36	108.31	-0.055
41	100	7V Biased HDR	107.97	107.36	-0.616
42	100	7V Biased HDR	108.75	108.21	-0.541
43	100	7V Biased HDR	108.03	106.78	-1.248
44	100	7V Biased HDR	109.8	107.86	-1.935
45	100	7V Biased HDR	109.03	107.39	-1.639
46	100	Unbiased HDR	108.66	107.62	-1.041
47	100	Unbiased HDR	108.14	107.79	-0.353
48	100	Unbiased HDR	109.02	109.09	0.074
49	100	Unbiased HDR	106.89	106.26	-0.632
50	100	Unbiased HDR	109.14	108.88	-0.261
51	0	Correlation	108.94	109.26	0.316
52	0	Correlation	108.68	109	0.316
53	0	Correlation	108.07	108.7	0.632
54	0	Correlation	108.87	109.18	0.316
55	0	Correlation	107.95	108.23	0.278

TID vs Post - Pre Exposure Delta

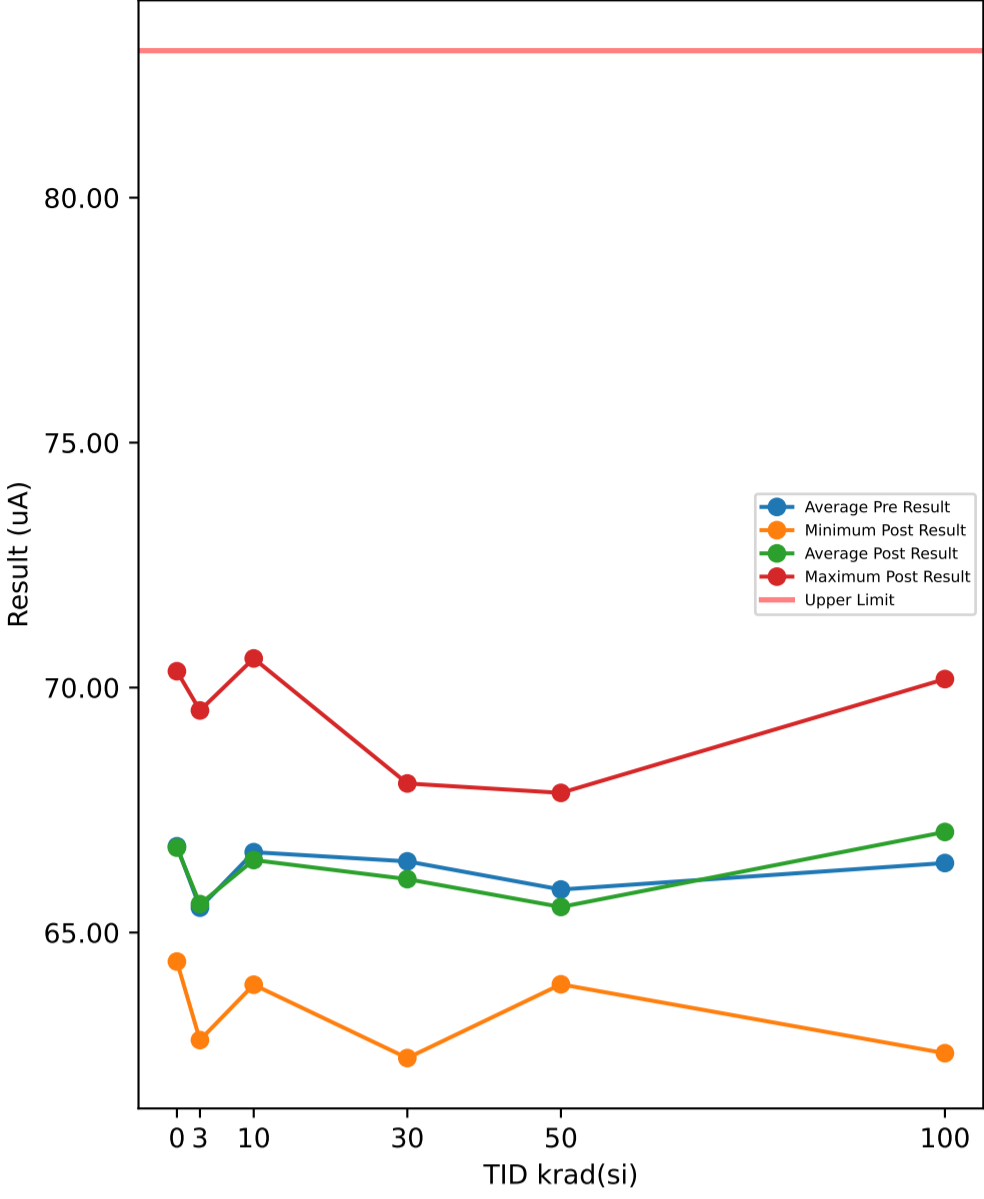


Test Statistics (mV)

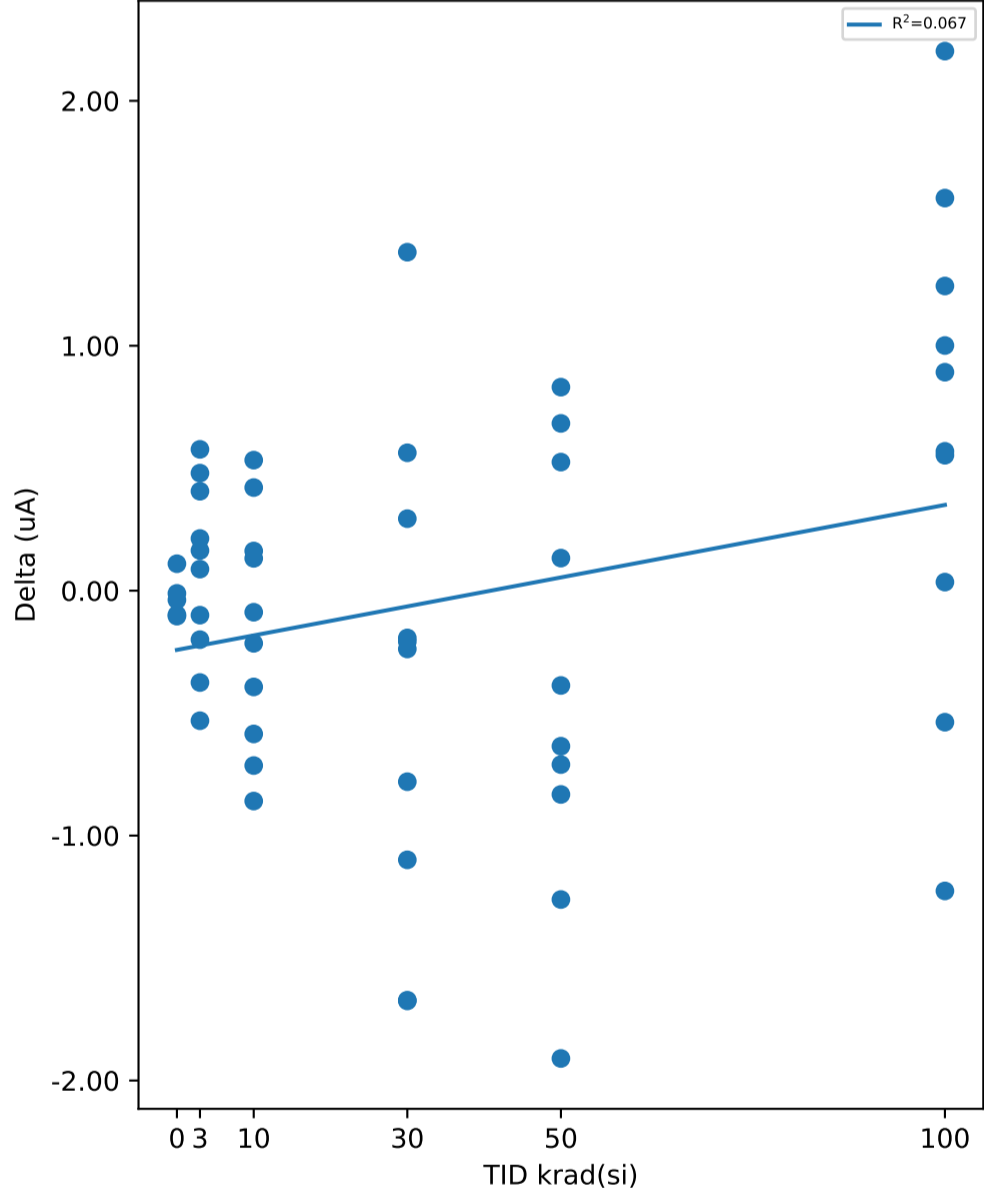
krad(si)	Pre Exposure Min	Pre Exposure Avg	Pre Exposure Max	Pre Exposure Std	Post Exposure Min	Post Exposure Avg	Post Exposure Max	Post Exposure Std	Min Delta	Avg Delta	Max Delta	Std Delta
0	107.95	108.5	108.94	0.45991	108.23	108.87	109.26	0.4179	0.278	0.3716	0.632	0.1465
3	106.84	108.46	109.63	0.73627	107.08	108.58	109.98	0.74164	-0.354	0.1243	0.594	0.2654
10	107.19	108.68	109.95	0.8219	107.15	108.58	109.83	0.84465	-0.539	-0.1021	0.13	0.21755
30	106.5	108.29	109.7	0.97186	106.95	108.21	110.54	1.0791	-0.744	-0.0838	0.967	0.58202
50	107.25	108.75	109.74	0.87561	106.93	108.45	109.85	0.97036	-1.301	-0.3072	0.577	0.54811
100	106.89	108.54	109.8	0.81186	106.26	107.72	109.09	0.86664	-1.935	-0.8192	0.074	0.63514

Device Test: 6.15 SS_I_Charge(SS_Icharge_5V)

TID vs Result Stats



TID vs Post - Pre Exposure Delta



Test Results (Upper Limit = 83.0 (uA))

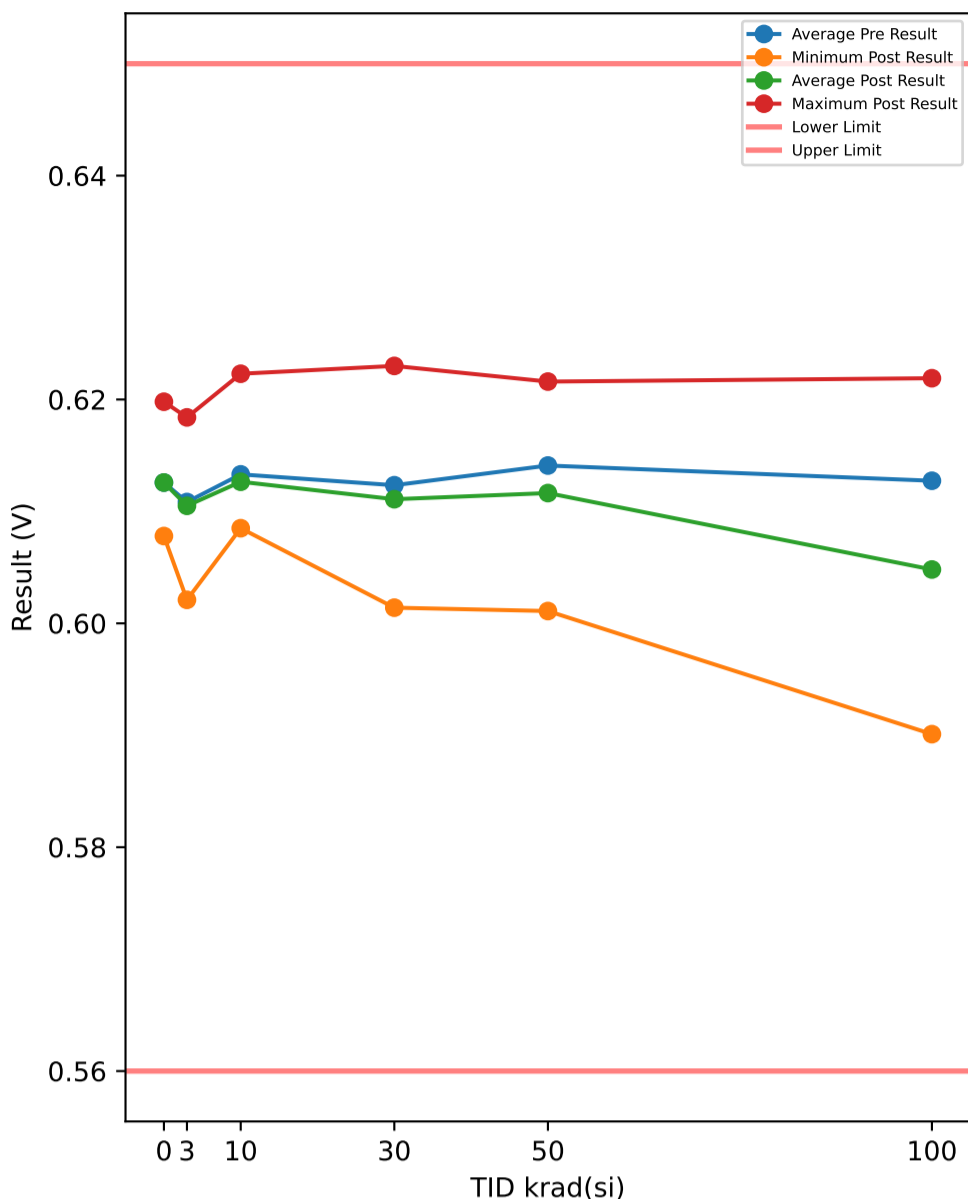
Serial #	krad(si)	Exposure Conditions	Pre Result	Post Result	Delta
1	3	7V Biased HDR	67.615	68.192	0.577
2	3	7V Biased HDR	63.336	62.805	-0.531
3	3	7V Biased HDR	63.737	63.537	-0.2
4	3	7V Biased HDR	65.498	65.123	-0.375
5	3	7V Biased HDR	66.838	67.244	0.406
6	3	Unbiased HDR	66.276	66.489	0.213
7	3	Unbiased HDR	69.445	69.533	0.088
8	3	Unbiased HDR	63.607	63.771	0.164
9	3	Unbiased HDR	63.733	64.213	0.48
10	3	Unbiased HDR	64.996	64.896	-0.1
11	10	7V Biased HDR	67.211	67.343	0.132
12	10	7V Biased HDR	64.71	64.317	-0.393
13	10	7V Biased HDR	67.776	68.197	0.421
14	10	7V Biased HDR	64.794	63.935	-0.859
15	10	7V Biased HDR	70.433	70.595	0.162
16	10	Unbiased HDR	66.405	66.317	-0.088
17	10	Unbiased HDR	66.194	66.727	0.533
18	10	Unbiased HDR	67.348	66.763	-0.585
19	10	Unbiased HDR	64.888	64.174	-0.714
20	10	Unbiased HDR	66.645	66.43	-0.215
21	30	7V Biased HDR	67.749	68.043	0.294
22	30	7V Biased HDR	67.627	66.528	-1.099
23	30	7V Biased HDR	66.922	65.25	-1.672
24	30	7V Biased HDR	68.169	67.961	-0.208
25	30	7V Biased HDR	67.43	67.192	-0.238
26	30	Unbiased HDR	65.403	63.728	-1.675
27	30	Unbiased HDR	63.218	62.438	-0.78
28	30	Unbiased HDR	66.541	67.923	1.382
29	30	Unbiased HDR	65.525	66.088	0.563
30	30	Unbiased HDR	65.945	65.752	-0.193
31	50	7V Biased HDR	66.422	65.787	-0.635
32	50	7V Biased HDR	64.775	63.943	-0.832
33	50	7V Biased HDR	64.988	65.671	0.683
34	50	7V Biased HDR	65.296	64.035	-1.261
35	50	7V Biased HDR	64.714	64.004	-0.71
36	50	Unbiased HDR	67.02	67.851	0.831
37	50	Unbiased HDR	64.327	64.852	0.525
38	50	Unbiased HDR	64.528	64.661	0.133
39	50	Unbiased HDR	67.648	67.261	-0.387
40	50	Unbiased HDR	69.064	67.154	-1.91
41	100	7V Biased HDR	66.889	67.458	0.569
42	100	7V Biased HDR	69.004	67.778	-1.226
43	100	7V Biased HDR	65.413	66.657	1.244
44	100	7V Biased HDR	65.425	65.46	0.035
45	100	7V Biased HDR	61.984	62.537	0.553
46	100	Unbiased HDR	68.571	70.174	1.603
47	100	Unbiased HDR	66.958	66.421	-0.537
48	100	Unbiased HDR	68.582	69.583	1.001
49	100	Unbiased HDR	65.556	67.759	2.203
50	100	Unbiased HDR	65.808	66.7	0.892
51	0	Correlation	68.893	68.882	-0.011
52	0	Correlation	64.512	64.408	-0.104
53	0	Correlation	64.971	65.081	0.11
54	0	Correlation	70.372	70.334	-0.038
55	0	Correlation	65.057	64.959	-0.098

Test Statistics (uA)

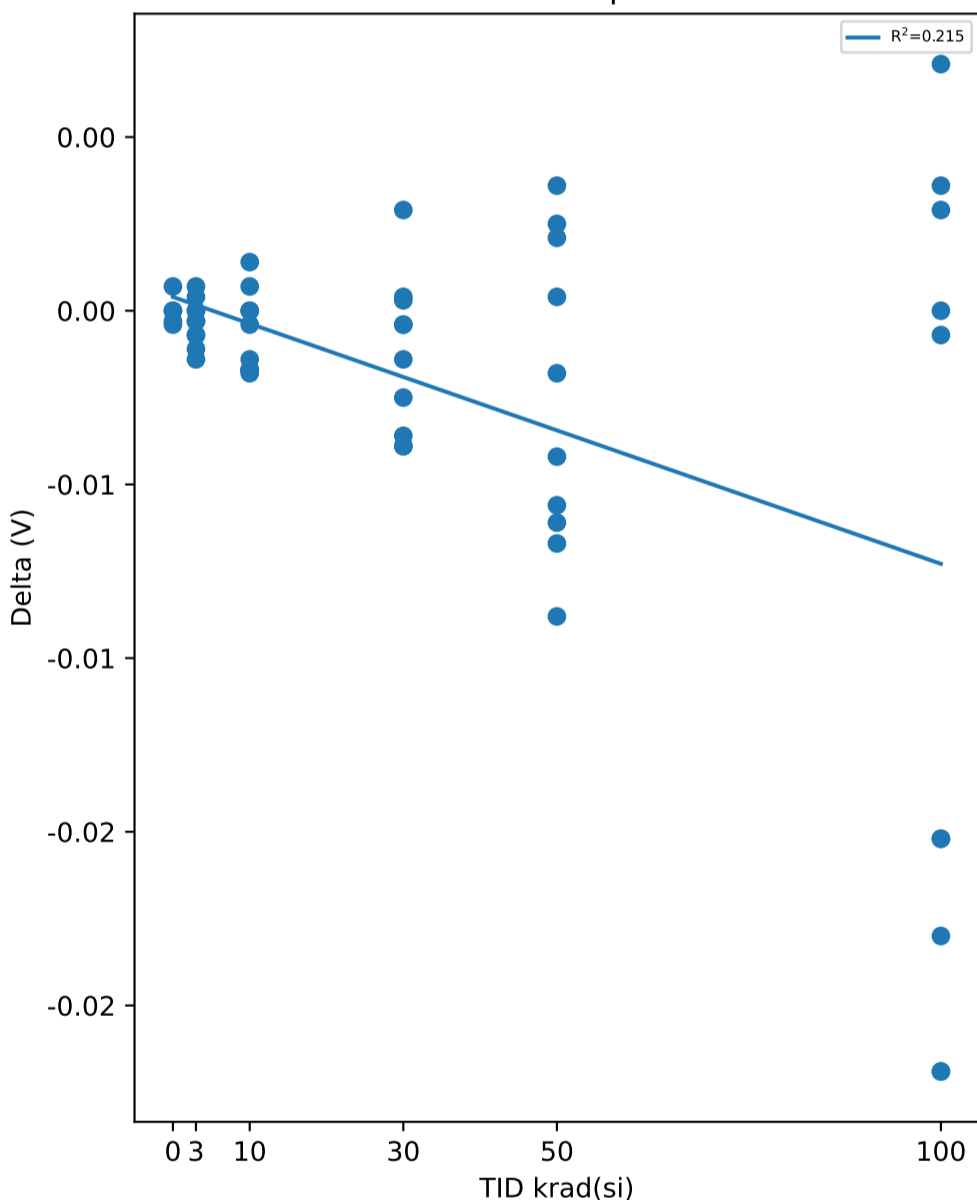
krad(si)	Pre Exposure Min	Pre Exposure Avg	Pre Exposure Max	Pre Exposure Std	Post Exposure Min	Post Exposure Avg	Post Exposure Max	Post Exposure Std	Min Delta	Avg Delta	Max Delta	Std Delta
0	64.512	66.761	70.372	2.681	64.408	66.733	70.334	2.6864	-0.104	-0.0282	0.11	0.086759
3	63.336	65.508	69.445	2.0325	62.805	65.58	69.533	2.2044	-0.531	0.0722	0.577	0.36948
10	64.71	66.64	70.433	1.7308	63.935	66.48	70.595	2.035	-0.859	-0.1606	0.533	0.47672
30	63.218	66.453	68.169	1.4859	62.438	66.09	68.043	1.8802	-1.675	-0.3626	1.382	0.97486
50	64.327	65.878	69.064	1.5921	63.943	65.522	67.851	1.4683	-1.91	-0.3563	0.831	0.89246
100	61.984	66.419	69.004	2.0894	62.537	67.053	70.174	2.1329	-1.226	0.6337	2.203	1.0096

Device Test: 6.16 EN_VTH_RISING(EN_UVLO_RISING_7V)

TID vs Result Stats



TID vs Post - Pre Exposure Delta



Test Results (Lower Limit = 0.56, Upper Limit = 0.65 (V))

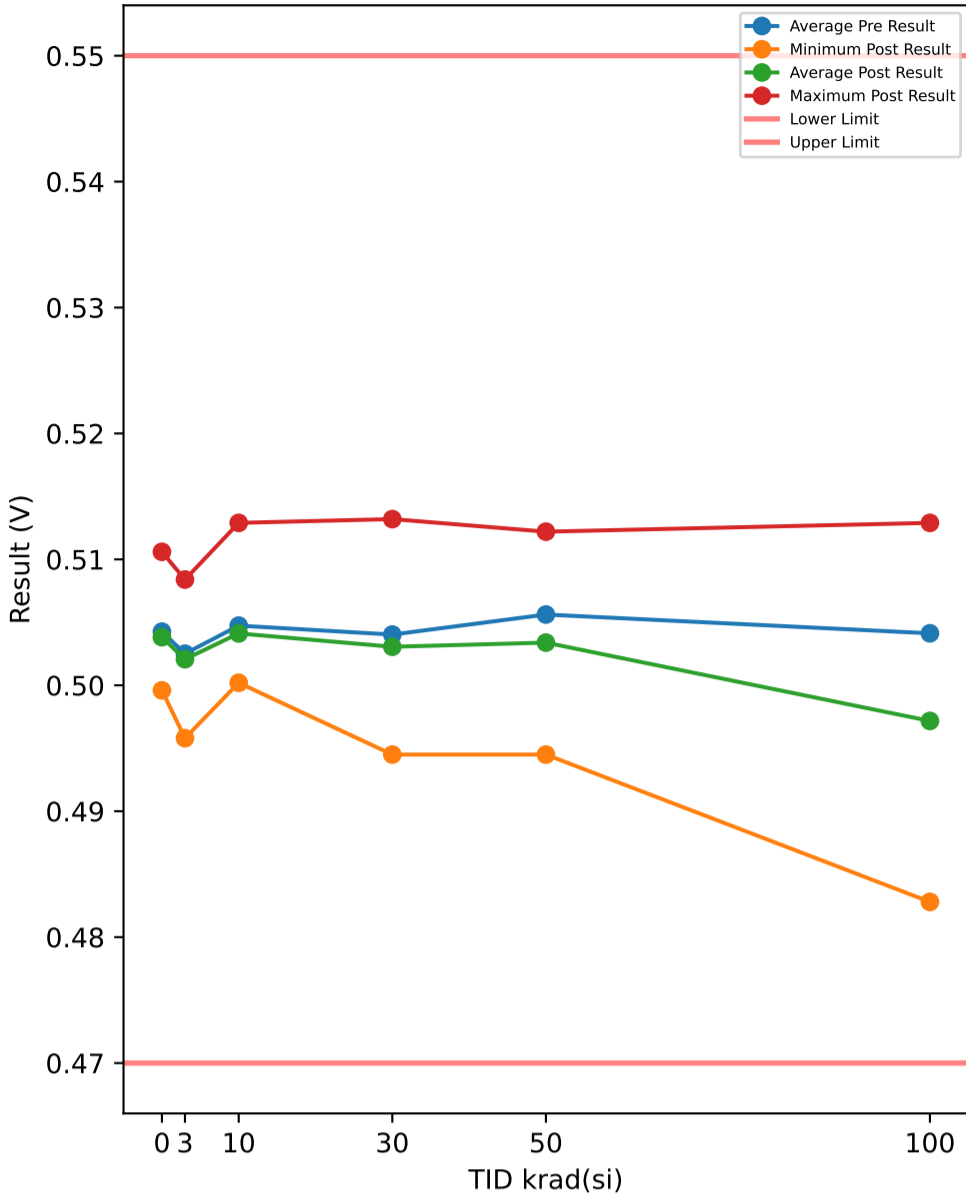
Serial #	krad(si)	Exposure Conditions	Pre Result	Post Result	Delta
1	3	7V Biased HDR	0.6032	0.6021	-0.0011
2	3	7V Biased HDR	0.612	0.612	0
3	3	7V Biased HDR	0.6095	0.6092	-0.0003
4	3	7V Biased HDR	0.618	0.6184	0.0004
5	3	7V Biased HDR	0.6152	0.6145	-0.0007
6	3	Unbiased HDR	0.6092	0.6099	0.0007
7	3	Unbiased HDR	0.6113	0.6099	-0.0014
8	3	Unbiased HDR	0.612	0.6117	-0.0003
9	3	Unbiased HDR	0.6092	0.6085	-0.0007
10	3	Unbiased HDR	0.6088	0.6088	0
11	10	7V Biased HDR	0.624	0.6223	-0.0017
12	10	7V Biased HDR	0.6102	0.6085	-0.0017
13	10	7V Biased HDR	0.6099	0.6095	-0.0004
14	10	7V Biased HDR	0.6145	0.6159	0.0014
15	10	7V Biased HDR	0.6106	0.6088	-0.0018
16	10	Unbiased HDR	0.6141	0.6127	-0.0014
17	10	Unbiased HDR	0.611	0.611	0
18	10	Unbiased HDR	0.6127	0.6127	0
19	10	Unbiased HDR	0.6159	0.6166	0.0007
20	10	Unbiased HDR	0.6102	0.6085	-0.0017
21	30	7V Biased HDR	0.6053	0.6014	-0.0039
22	30	7V Biased HDR	0.6177	0.6173	-0.0004
23	30	7V Biased HDR	0.6138	0.6099	-0.0039
24	30	7V Biased HDR	0.6131	0.6095	-0.0036
25	30	7V Biased HDR	0.606	0.6035	-0.0025
26	30	Unbiased HDR	0.6127	0.6113	-0.0014
27	30	Unbiased HDR	0.611	0.6106	-0.0004
28	30	Unbiased HDR	0.6131	0.6134	0.0003
29	30	Unbiased HDR	0.6106	0.611	0.0004
30	30	Unbiased HDR	0.6201	0.623	0.0029
31	50	7V Biased HDR	0.6067	0.6011	-0.0056
32	50	7V Biased HDR	0.6081	0.6039	-0.0042
33	50	7V Biased HDR	0.6113	0.6025	-0.0088
34	50	7V Biased HDR	0.6152	0.6085	-0.0067
35	50	7V Biased HDR	0.6163	0.6102	-0.0061
36	50	Unbiased HDR	0.618	0.6216	0.0036
37	50	Unbiased HDR	0.6166	0.617	0.0004
38	50	Unbiased HDR	0.6191	0.6173	-0.0018
39	50	Unbiased HDR	0.6177	0.6198	0.0021
40	50	Unbiased HDR	0.612	0.6145	0.0025
41	100	7V Biased HDR	0.6117	0.5965	-0.0152
42	100	7V Biased HDR	0.6198	0.5979	-0.0219
43	100	7V Biased HDR	0.6095	0.5943	-0.0152
44	100	7V Biased HDR	0.6219	0.6039	-0.018
45	100	7V Biased HDR	0.612	0.5901	-0.0219
46	100	Unbiased HDR	0.6141	0.617	0.0029
47	100	Unbiased HDR	0.6095	0.6088	-0.0007
48	100	Unbiased HDR	0.6148	0.6219	0.0071
49	100	Unbiased HDR	0.6014	0.6014	0
50	100	Unbiased HDR	0.6127	0.6163	0.0036
51	0	Correlation	0.6145	0.6145	0
52	0	Correlation	0.612	0.612	0
53	0	Correlation	0.6092	0.6088	-0.0004
54	0	Correlation	0.6191	0.6198	0.0007
55	0	Correlation	0.6081	0.6078	-0.0003

Test Statistics (V)

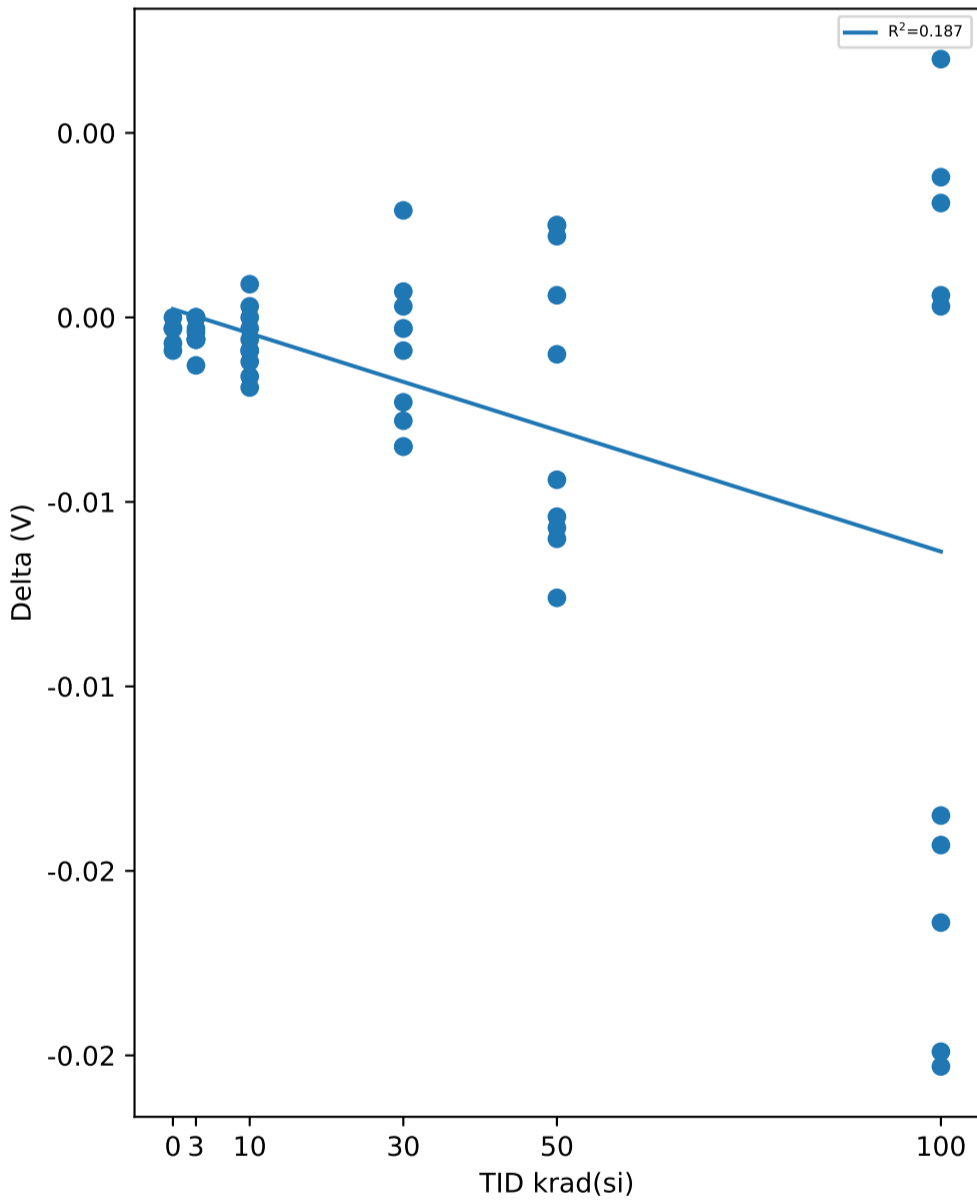
krad(si)	Pre Exposure Min	Pre Exposure Avg	Pre Exposure Max	Pre Exposure Std	Post Exposure Min	Post Exposure Avg	Post Exposure Max	Post Exposure Std	Min Delta	Avg Delta	Max Delta	Std Delta
0	0.6081	0.61258	0.6191	0.0044167	0.6078	0.61258	0.6198	0.0048293	-0.0004	2.2204e-17	0.0007	0.00043012
3	0.6032	0.61084	0.618	0.0039845	0.6021	0.6105	0.6184	0.0042421	-0.0014	-0.00034	0.0007	0.00065184
10	0.6099	0.61331	0.624	0.0043082	0.6085	0.61265	0.6223	0.0044871	-0.0018	-0.00066	0.0014	0.0011607
30	0.6053	0.61234	0.6201	0.0045576	0.6014	0.61109	0.623	0.0061598	-0.0039	-0.00125	0.0029	0.0022347
50	0.6067	0.6141	0.6191	0.0043267	0.6011	0.61164	0.6216	0.0074625	-0.0088	-0.00246	0.0036	0.0044101
100	0.6014	0.61274	0.6219	0.0056869	0.5901	0.60481	0.6219	0.010774	-0.0219	-0.00793	0.0071	0.011493

Device Test: 6.17 EN_VTH_FALLING(EN_UVLO_FALLING_7V)

TID vs Result Stats



TID vs Post - Pre Exposure Delta



Test Results (Lower Limit = 0.47, Upper Limit = 0.55 (V))

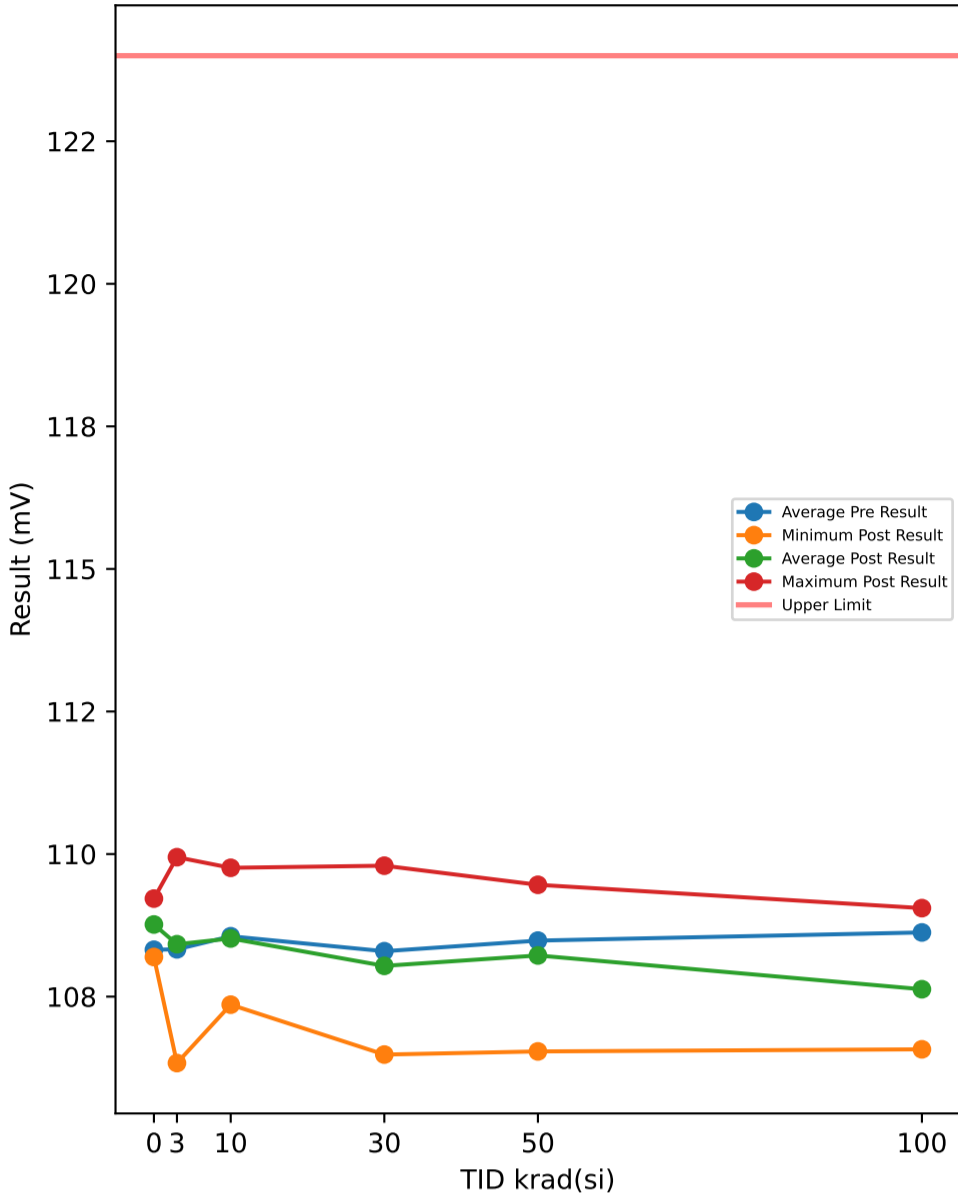
Serial #	krad(si)	Exposure Conditions	Pre Result	Post Result	Delta
1	3	7V Biased HDR	0.4964	0.4958	-0.0006
2	3	7V Biased HDR	0.5037	0.5034	-0.0003
3	3	7V Biased HDR	0.5008	0.5002	-0.0006
4	3	7V Biased HDR	0.5084	0.5084	0
5	3	7V Biased HDR	0.5065	0.5059	-0.0006
6	3	Unbiased HDR	0.5018	0.5018	0
7	3	Unbiased HDR	0.5031	0.5018	-0.0013
8	3	Unbiased HDR	0.5031	0.5027	-0.0004
9	3	Unbiased HDR	0.5008	0.5002	-0.0006
10	3	Unbiased HDR	0.5005	0.5005	0
11	10	7V Biased HDR	0.5141	0.5129	-0.0012
12	10	7V Biased HDR	0.5021	0.5002	-0.0019
13	10	7V Biased HDR	0.5027	0.5021	-0.0006
14	10	7V Biased HDR	0.5059	0.5068	0.0009
15	10	7V Biased HDR	0.5024	0.5015	-0.0009
16	10	Unbiased HDR	0.5046	0.5037	-0.0009
17	10	Unbiased HDR	0.5027	0.5024	-0.0003
18	10	Unbiased HDR	0.504	0.504	0
19	10	Unbiased HDR	0.5065	0.5068	0.0003
20	10	Unbiased HDR	0.5024	0.5008	-0.0016
21	30	7V Biased HDR	0.498	0.4945	-0.0035
22	30	7V Biased HDR	0.5081	0.5078	-0.0003
23	30	7V Biased HDR	0.5053	0.5018	-0.0035
24	30	7V Biased HDR	0.5043	0.5015	-0.0028
25	30	7V Biased HDR	0.4993	0.497	-0.0023
26	30	Unbiased HDR	0.5043	0.5034	-0.0009
27	30	Unbiased HDR	0.5027	0.5024	-0.0003
28	30	Unbiased HDR	0.5046	0.5053	0.0007
29	30	Unbiased HDR	0.5034	0.5037	0.0003
30	30	Unbiased HDR	0.5103	0.5132	0.0029
31	50	7V Biased HDR	0.5002	0.4945	-0.0057
32	50	7V Biased HDR	0.5005	0.4961	-0.0044
33	50	7V Biased HDR	0.5034	0.4958	-0.0076
34	50	7V Biased HDR	0.5062	0.5002	-0.006
35	50	7V Biased HDR	0.5072	0.5018	-0.0054
36	50	Unbiased HDR	0.5097	0.5122	0.0025
37	50	Unbiased HDR	0.5081	0.5087	0.0006
38	50	Unbiased HDR	0.5091	0.5081	-0.001
39	50	Unbiased HDR	0.5081	0.5103	0.0022
40	50	Unbiased HDR	0.5037	0.5062	0.0025
41	100	7V Biased HDR	0.5034	0.4891	-0.0143
42	100	7V Biased HDR	0.5103	0.4904	-0.0199
43	100	7V Biased HDR	0.5008	0.4873	-0.0135
44	100	7V Biased HDR	0.5125	0.4961	-0.0164
45	100	7V Biased HDR	0.5031	0.4828	-0.0203
46	100	Unbiased HDR	0.5056	0.5087	0.0031
47	100	Unbiased HDR	0.5015	0.5018	0.0003
48	100	Unbiased HDR	0.5059	0.5129	0.007
49	100	Unbiased HDR	0.4942	0.4948	0.0006
50	100	Unbiased HDR	0.504	0.5078	0.0038
51	0	Correlation	0.5056	0.5053	-0.0003
52	0	Correlation	0.5034	0.5031	-0.0003
53	0	Correlation	0.5012	0.5005	-0.0007
54	0	Correlation	0.5106	0.5106	0
55	0	Correlation	0.5005	0.4996	-0.0009

Test Statistics (V)

krad(si)	Pre Exposure Min	Pre Exposure Avg	Pre Exposure Max	Pre Exposure Std	Post Exposure Min	Post Exposure Avg	Post Exposure Max	Post Exposure Std	Min Delta	Avg Delta	Max Delta	Std Delta
0	0.5005	0.50426	0.5106	0.0040692	0.4996	0.50382	0.5106	0.0044019	-0.0009	-0.00044	0	0.00035777
3	0.4964	0.50251	0.5084	0.0033408	0.4958	0.50207	0.5084	0.003429	-0.0013	-0.00044	0	0.00040056
10	0.5021	0.50474	0.5141	0.0036342	0.5002	0.50412	0.5129	0.0038288	-0.0019	-0.00062	0.0009	0.00086513
30	0.498	0.50403	0.5103	0.0036341	0.4945	0.50306	0.5132	0.0052205	-0.0035	-0.00097	0.0029	0.0020602
50	0.5002	0.50562	0.5097	0.0034656	0.4945	0.50339	0.5122	0.0065501	-0.0076	-0.00223	0.0025	0.0039964
100	0.4942	0.50413	0.5125	0.0050733	0.4828	0.49717	0.5129	0.0102	-0.0203	-0.00696	0.007	0.010816

Device Test: 6.18 EN_HYST(EN_UVLO_HYSTERESIS_7V)

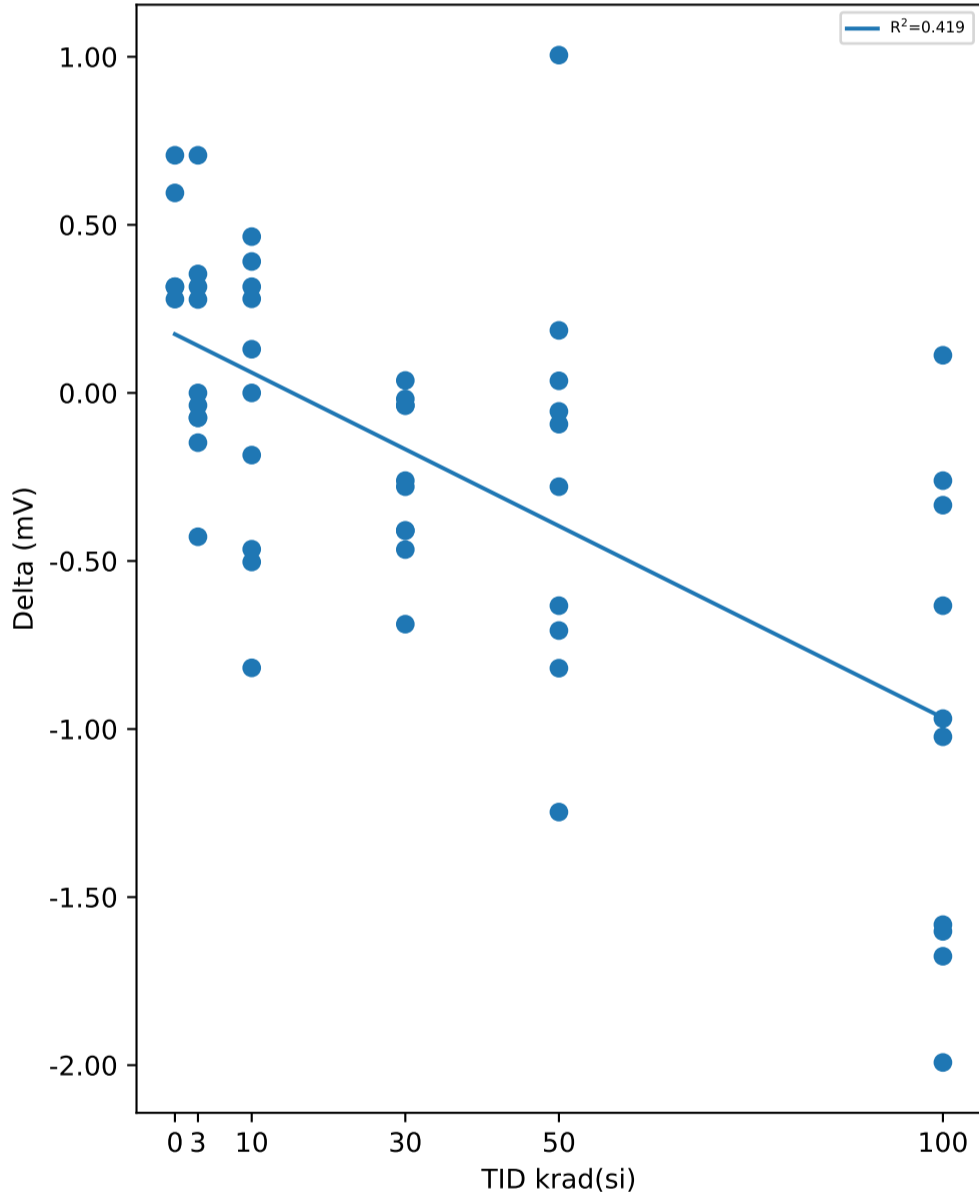
TID vs Result Stats



Test Results (Upper Limit = 124.0 (mV))

Serial #	krad(si)	Exposure Conditions	Pre Result	Post Result	Delta
1	3	7V Biased HDR	106.76	106.33	-0.428
2	3	7V Biased HDR	108.33	108.64	0.316
3	3	7V Biased HDR	108.7	108.98	0.278
4	3	7V Biased HDR	109.59	109.94	0.354
5	3	7V Biased HDR	108.66	108.59	-0.074
6	3	Unbiased HDR	107.4	108.1	0.707
7	3	Unbiased HDR	108.25	108.1	-0.148
8	3	Unbiased HDR	108.96	108.92	-0.037
9	3	Unbiased HDR	108.34	108.27	-0.074
10	3	Unbiased HDR	108.31	108.31	0
11	10	7V Biased HDR	109.91	109.41	-0.503
12	10	7V Biased HDR	108.14	108.27	0.13
13	10	7V Biased HDR	107.15	107.43	0.28
14	10	7V Biased HDR	108.59	109.05	0.465
15	10	7V Biased HDR	108.18	107.36	-0.818
16	10	Unbiased HDR	109.5	109.03	-0.465
17	10	Unbiased HDR	108.21	108.53	0.316
18	10	Unbiased HDR	108.72	108.72	0
19	10	Unbiased HDR	109.37	109.76	0.391
20	10	Unbiased HDR	107.82	107.64	-0.185
21	30	7V Biased HDR	107.3	106.89	-0.41
22	30	7V Biased HDR	109.55	109.52	-0.038
23	30	7V Biased HDR	108.51	108.1	-0.409
24	30	7V Biased HDR	108.75	108.07	-0.688
25	30	7V Biased HDR	106.75	106.48	-0.261
26	30	Unbiased HDR	108.4	107.94	-0.466
27	30	Unbiased HDR	108.21	108.18	-0.037
28	30	Unbiased HDR	108.44	108.16	-0.279
29	30	Unbiased HDR	107.23	107.27	0.037
30	30	Unbiased HDR	109.81	109.8	-0.018
31	50	7V Biased HDR	106.5	106.54	0.036
32	50	7V Biased HDR	107.6	107.79	0.186
33	50	7V Biased HDR	107.94	106.69	-1.247
34	50	7V Biased HDR	108.98	108.27	-0.707
35	50	7V Biased HDR	109.09	108.46	-0.633
36	50	Unbiased HDR	108.33	109.33	1.005
37	50	Unbiased HDR	108.49	108.22	-0.279
38	50	Unbiased HDR	110.02	109.2	-0.819
39	50	Unbiased HDR	109.55	109.46	-0.093
40	50	Unbiased HDR	108.33	108.27	-0.055
41	100	7V Biased HDR	108.29	107.32	-0.969
42	100	7V Biased HDR	109.46	107.47	-1.992
43	100	7V Biased HDR	108.7	107.1	-1.602
44	100	7V Biased HDR	109.37	107.79	-1.582
45	100	7V Biased HDR	108.96	107.28	-1.676
46	100	Unbiased HDR	108.55	108.22	-0.334
47	100	Unbiased HDR	108.07	107.04	-1.023
48	100	Unbiased HDR	108.94	109.05	0.112
49	100	Unbiased HDR	107.21	106.58	-0.633
50	100	Unbiased HDR	108.72	108.46	-0.261
51	0	Correlation	108.9	109.22	0.316
52	0	Correlation	108.64	108.96	0.316
53	0	Correlation	108.03	108.31	0.279
54	0	Correlation	108.44	109.14	0.707
55	0	Correlation	107.6	108.19	0.595

TID vs Post - Pre Exposure Delta

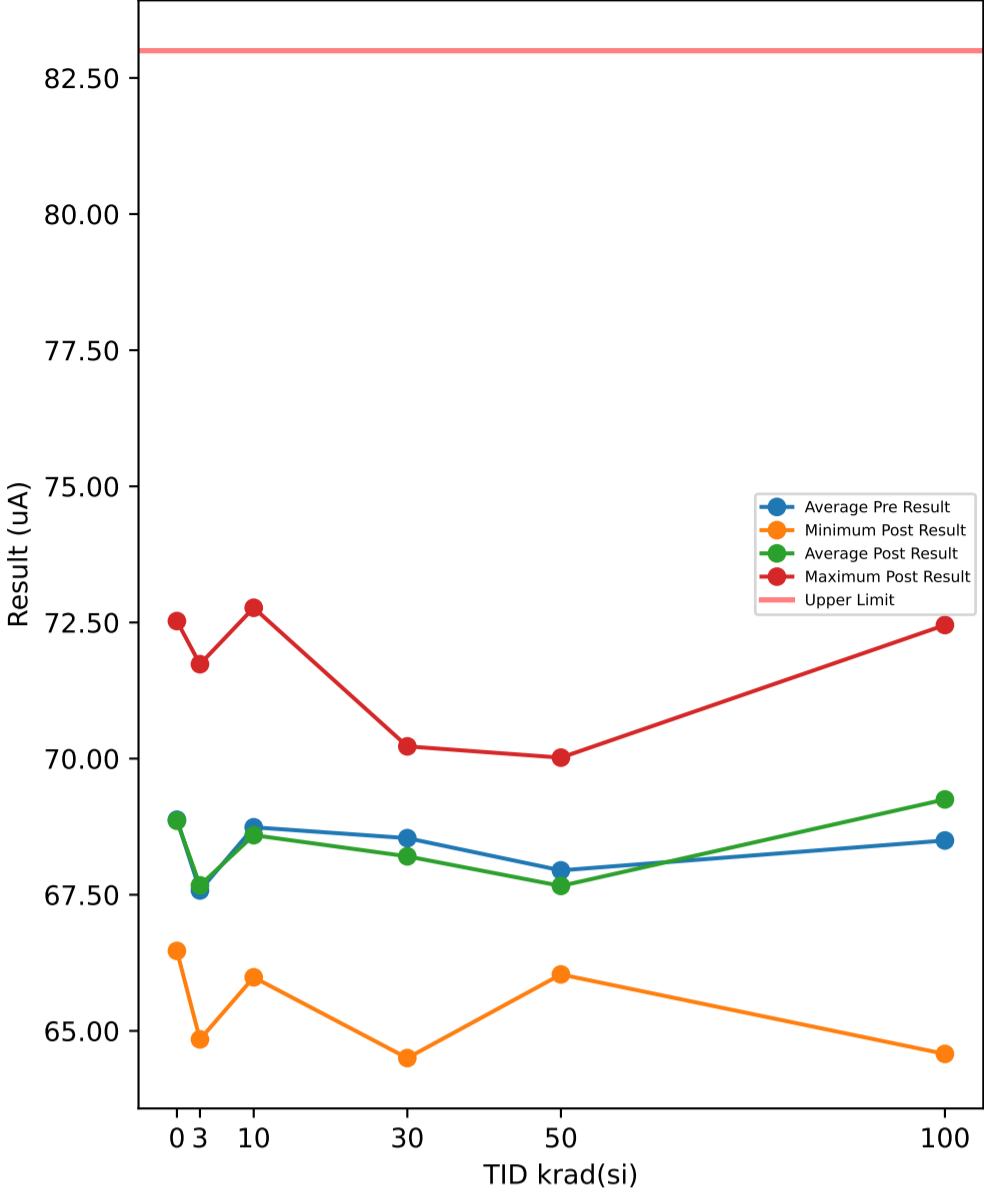


Test Statistics (mV)

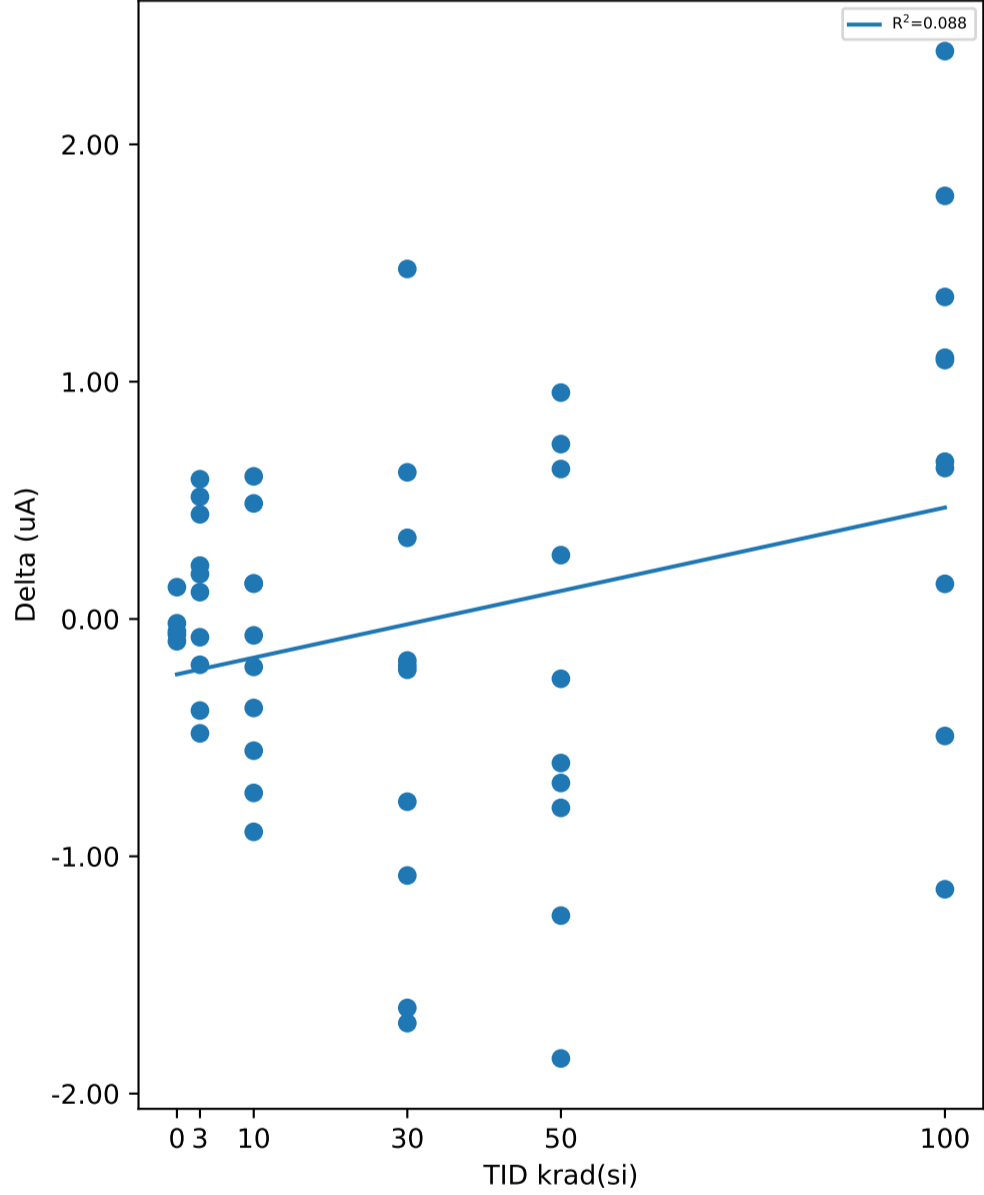
krad(si)	Pre Exposure Min	Pre Exposure Avg	Pre Exposure Max	Pre Exposure Std	Post Exposure Min	Post Exposure Avg	Post Exposure Max	Post Exposure Std	Min Delta	Avg Delta	Max Delta	Std Delta
0	107.6	108.32	108.9	0.51506	108.19	108.76	109.22	0.48022	0.279	0.4426	0.707	0.19491
3	106.76	108.33	109.59	0.78629	106.33	108.42	109.94	0.91569	-0.428	0.0894	0.707	0.32314
10	107.15	108.56	109.91	0.83918	107.36	108.52	109.76	0.83474	-0.818	-0.0389	0.465	0.43738
30	106.75	108.3	109.81	0.98395	106.48	108.04	109.8	1.0354	-0.688	-0.2569	0.037	0.23953
50	106.5	108.48	110.02	1.0092	106.54	108.22	109.46	1.0088	-1.247	-0.2606	1.005	0.63093
100	107.21	108.63	109.46	0.65921	106.58	107.63	109.05	0.74942	-1.992	-0.996	0.112	0.70745

Device Test: 6.19 SS_I_Charge(SS_Icharge_7V)

TID vs Result Stats



TID vs Post - Pre Exposure Delta



Test Results (Upper Limit = 83.0 (uA))

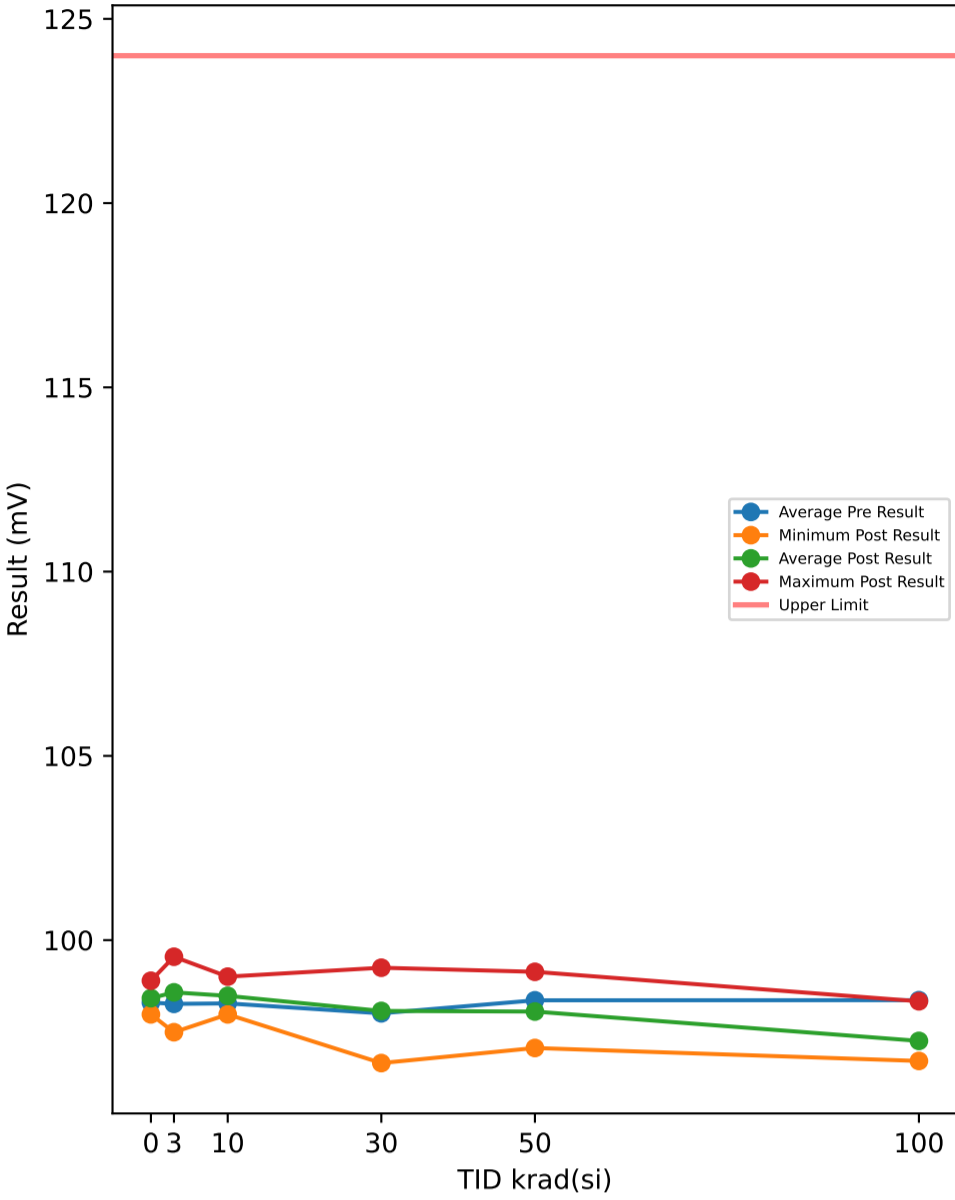
Serial #	krad(si)	Exposure Conditions	Pre Result	Post Result	Delta
1	3	7V Biased HDR	69.716	70.305	0.589
2	3	7V Biased HDR	65.326	64.844	-0.482
3	3	7V Biased HDR	65.794	65.601	-0.193
4	3	7V Biased HDR	67.646	67.26	-0.386
5	3	7V Biased HDR	68.868	69.309	0.441
6	3	Unbiased HDR	68.362	68.587	0.225
7	3	Unbiased HDR	71.621	71.734	0.113
8	3	Unbiased HDR	65.653	65.842	0.189
9	3	Unbiased HDR	65.734	66.249	0.515
10	3	Unbiased HDR	67.065	66.988	-0.077
11	10	7V Biased HDR	69.329	69.478	0.149
12	10	7V Biased HDR	66.754	66.379	-0.375
13	10	7V Biased HDR	69.908	70.395	0.487
14	10	7V Biased HDR	66.881	65.984	-0.897
15	10	7V Biased HDR	72.62	72.77	0.15
16	10	Unbiased HDR	68.518	68.449	-0.069
17	10	Unbiased HDR	68.256	68.857	0.601
18	10	Unbiased HDR	69.468	68.913	-0.555
19	10	Unbiased HDR	66.902	66.169	-0.733
20	10	Unbiased HDR	68.752	68.55	-0.202
21	30	7V Biased HDR	69.883	70.225	0.342
22	30	7V Biased HDR	69.764	68.683	-1.081
23	30	7V Biased HDR	69.039	67.336	-1.703
24	30	7V Biased HDR	70.303	70.107	-0.196
25	30	7V Biased HDR	69.562	69.348	-0.214
26	30	Unbiased HDR	67.438	65.799	-1.639
27	30	Unbiased HDR	65.271	64.501	-0.77
28	30	Unbiased HDR	68.598	70.073	1.475
29	30	Unbiased HDR	67.546	68.164	0.618
30	30	Unbiased HDR	67.994	67.819	-0.175
31	50	7V Biased HDR	68.519	67.912	-0.607
32	50	7V Biased HDR	66.833	66.037	-0.796
33	50	7V Biased HDR	67.035	67.772	0.737
34	50	7V Biased HDR	67.357	66.107	-1.25
35	50	7V Biased HDR	66.73	66.039	-0.691
36	50	Unbiased HDR	69.064	70.018	0.954
37	50	Unbiased HDR	66.371	67.003	0.632
38	50	Unbiased HDR	66.579	66.848	0.269
39	50	Unbiased HDR	69.782	69.53	-0.252
40	50	Unbiased HDR	71.207	69.355	-1.852
41	100	7V Biased HDR	69.053	69.689	0.636
42	100	7V Biased HDR	71.146	70.007	-1.139
43	100	7V Biased HDR	67.463	68.82	1.357
44	100	7V Biased HDR	67.475	67.623	0.148
45	100	7V Biased HDR	63.914	64.577	0.663
46	100	Unbiased HDR	70.67	72.453	1.783
47	100	Unbiased HDR	69.073	68.58	-0.493
48	100	Unbiased HDR	70.711	71.812	1.101
49	100	Unbiased HDR	67.592	69.985	2.393
50	100	Unbiased HDR	67.869	68.96	1.091
51	0	Correlation	71.044	71.026	-0.018
52	0	Correlation	66.563	66.469	-0.094
53	0	Correlation	67.038	67.172	0.134
54	0	Correlation	72.578	72.526	-0.052
55	0	Correlation	67.166	67.101	-0.065

Test Statistics (uA)

krad(si)	Pre Exposure Min	Pre Exposure Avg	Pre Exposure Max	Pre Exposure Std	Post Exposure Min	Post Exposure Avg	Post Exposure Max	Post Exposure Std	Min Delta	Avg Delta	Max Delta	Std Delta
0	66.563	68.878	72.578	2.7412	66.469	68.859	72.526	2.7291	-0.094	-0.019	0.134	0.089778
3	65.326	67.578	71.621	2.077	64.844	67.672	71.734	2.2422	-0.482	0.0934	0.589	0.37163
10	66.754	68.739	72.62	1.7751	65.984	68.594	72.77	2.0885	-0.897	-0.1444	0.601	0.50229
30	65.271	68.54	70.303	1.5237	64.501	68.206	70.225	1.9188	-1.703	-0.3343	1.475	1.0011
50	66.371	67.948	71.207	1.6271	66.037	67.662	70.018	1.5192	-1.852	-0.2856	0.954	0.92164
100	63.914	68.497	71.146	2.1503	64.577	69.251	72.453	2.1942	-1.139	0.754	2.393	1.0473

Device Test: 6.2 EN_HYST(EN_UVLO_HYSTERESIS_1p5V)

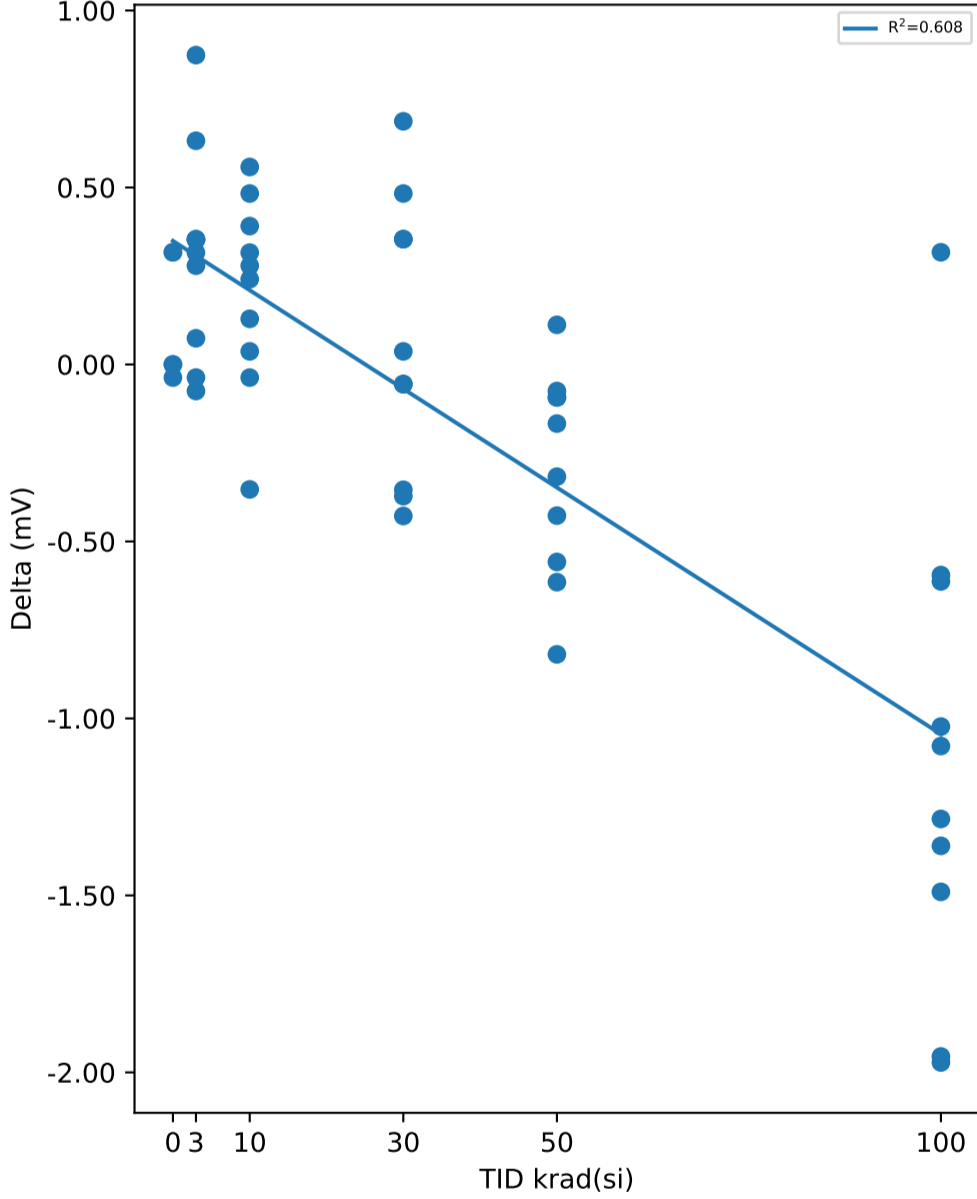
TID vs Result Stats



Test Results (Upper Limit = 124.0 (mV))

Serial #	krad(si)	Exposure Conditions	Pre Result	Post Result	Delta
1	3	7V Biased HDR	97.576	97.501	-0.075
2	3	7V Biased HDR	98.432	98.785	0.353
3	3	7V Biased HDR	98.766	98.729	-0.037
4	3	7V Biased HDR	99.195	99.549	0.354
5	3	7V Biased HDR	98.135	98.767	0.632
6	3	Unbiased HDR	98.283	98.357	0.074
7	3	Unbiased HDR	97.335	98.209	0.874
8	3	Unbiased HDR	98.748	99.027	0.279
9	3	Unbiased HDR	98.06	98.376	0.316
10	3	Unbiased HDR	98.172	98.525	0.353
11	10	7V Biased HDR	98.526	98.805	0.279
12	10	7V Biased HDR	98.507	98.636	0.129
13	10	7V Biased HDR	97.763	98.079	0.316
14	10	7V Biased HDR	98.73	98.767	0.037
15	10	7V Biased HDR	97.725	98.283	0.558
16	10	Unbiased HDR	98.507	98.748	0.241
17	10	Unbiased HDR	98.209	98.172	-0.037
18	10	Unbiased HDR	98.748	98.395	-0.353
19	10	Unbiased HDR	98.618	99.009	0.391
20	10	Unbiased HDR	97.502	97.985	0.483
21	30	7V Biased HDR	97.13	97.817	0.687
22	30	7V Biased HDR	99.679	99.251	-0.428
23	30	7V Biased HDR	98.581	98.209	-0.372
24	30	7V Biased HDR	98.227	98.172	-0.055
25	30	7V Biased HDR	96.181	96.664	0.483
26	30	Unbiased HDR	97.502	97.856	0.354
27	30	Unbiased HDR	98.153	98.507	0.354
28	30	Unbiased HDR	98.6	98.246	-0.354
29	30	Unbiased HDR	97.576	97.613	0.037
30	30	Unbiased HDR	98.507	98.451	-0.056
31	50	7V Biased HDR	97.39	97.315	-0.075
32	50	7V Biased HDR	98.022	97.464	-0.558
33	50	7V Biased HDR	97.688	97.073	-0.615
34	50	7V Biased HDR	98.302	97.483	-0.819
35	50	7V Biased HDR	98.637	98.32	-0.317
36	50	Unbiased HDR	98.823	98.656	-0.167
37	50	Unbiased HDR	98.284	98.396	0.112
38	50	Unbiased HDR	99.567	99.14	-0.427
39	50	Unbiased HDR	98.953	98.86	-0.093
40	50	Unbiased HDR	98.004	97.911	-0.093
41	100	7V Biased HDR	98.246	96.886	-1.36
42	100	7V Biased HDR	98.637	97.147	-1.49
43	100	7V Biased HDR	98.301	97.017	-1.284
44	100	7V Biased HDR	98.879	96.907	-1.972
45	100	7V Biased HDR	98.785	96.83	-1.955
46	100	Unbiased HDR	98.878	97.8	-1.078
47	100	Unbiased HDR	97.744	96.721	-1.023
48	100	Unbiased HDR	98.023	98.34	0.317
49	100	Unbiased HDR	97.631	97.036	-0.595
50	100	Unbiased HDR	98.581	97.968	-0.613
51	0	Correlation	98.581	98.898	0.317
52	0	Correlation	98.283	98.6	0.317
53	0	Correlation	98.022	98.022	0
54	0	Correlation	98.619	98.619	0
55	0	Correlation	98.022	97.985	-0.037

TID vs Post - Pre Exposure Delta

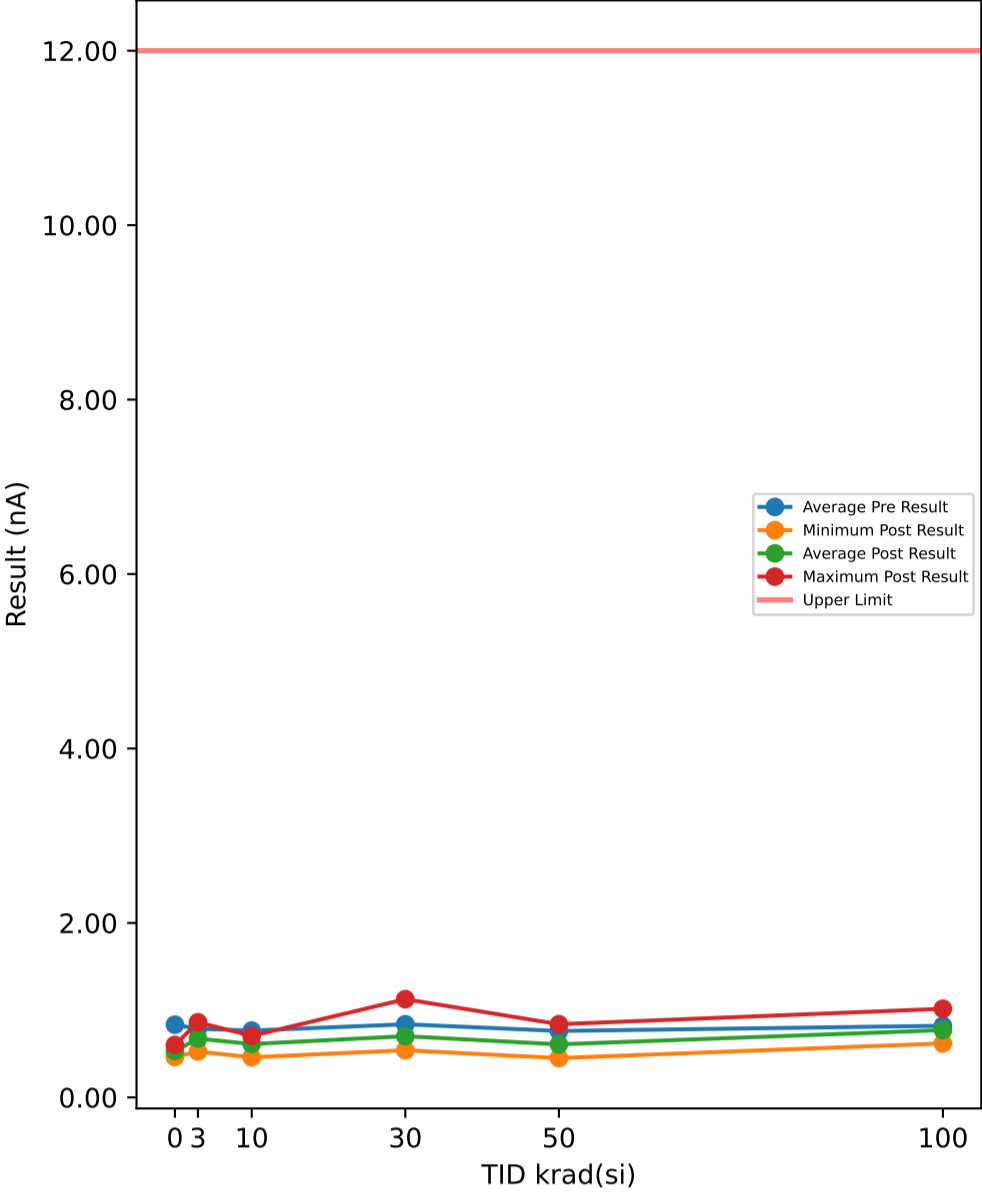


Test Statistics (mV)

krad(si)	Pre Exposure Min	Pre Exposure Avg	Pre Exposure Max	Pre Exposure Std	Post Exposure Min	Post Exposure Avg	Post Exposure Max	Post Exposure Std	Min Delta	Avg Delta	Max Delta	Std Delta
0	98.022	98.305	98.619	0.28958	97.985	98.425	98.898	0.40249	-0.037	0.1194	0.317	0.18101
3	97.335	98.27	99.195	0.55621	97.501	98.583	99.549	0.541	-0.075	0.3123	0.874	0.28919
10	97.502	98.284	98.748	0.45763	97.985	98.488	99.009	0.3512	-0.353	0.2044	0.558	0.2707
30	96.181	98.014	99.679	0.96265	96.664	98.079	99.251	0.67382	-0.428	0.065	0.687	0.38988
50	97.39	98.367	99.567	0.64478	97.073	98.062	99.14	0.71349	-0.819	-0.3052	0.112	0.29346
100	97.631	98.371	98.879	0.4575	96.721	97.265	98.34	0.55985	-1.972	-1.1053	0.317	0.68728

Device Test: 6.20 IEN_VIN_5V(EN_I_5V)

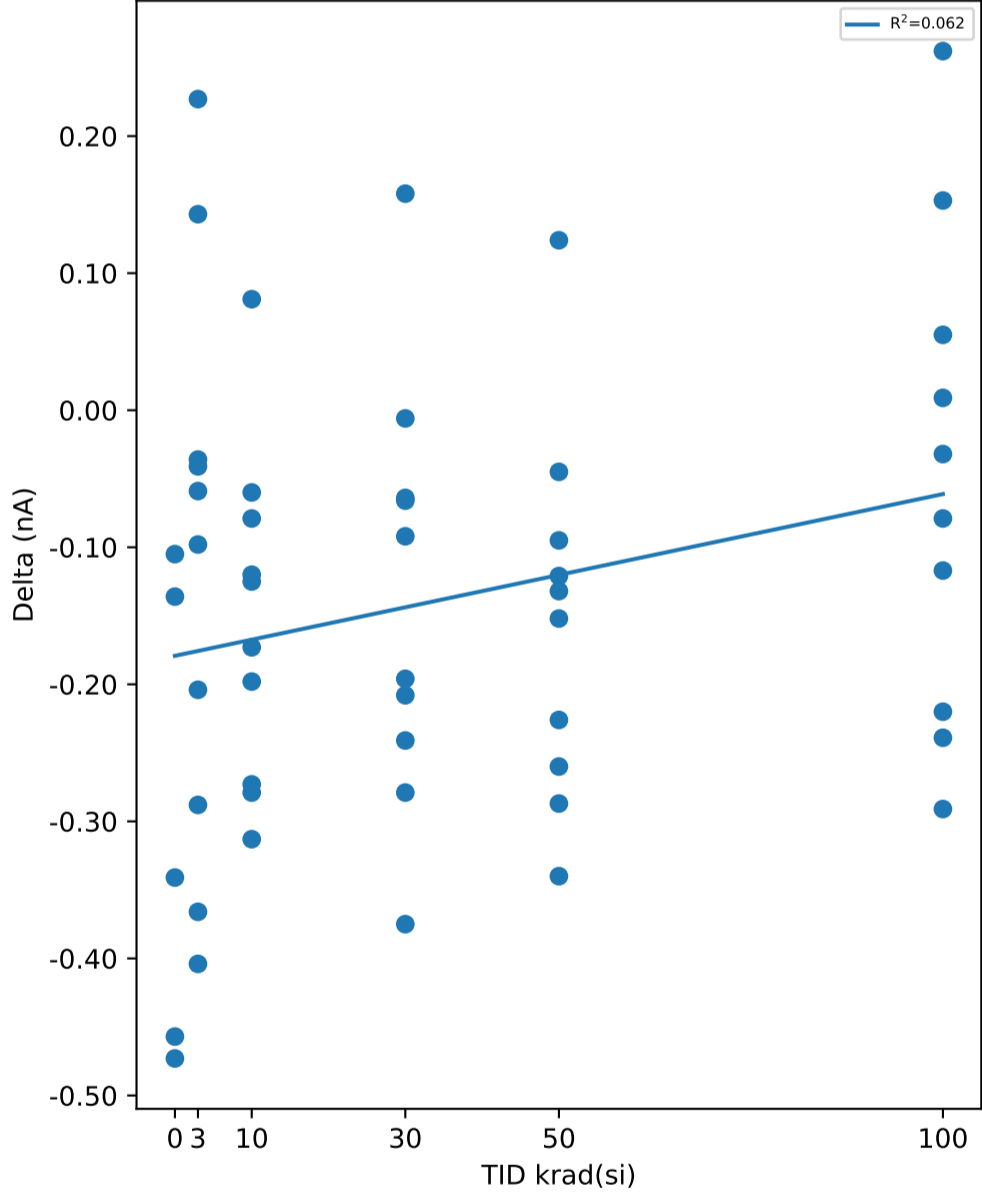
TID vs Result Stats



Test Results (Upper Limit = 12.0 (nA))

Serial #	krad(si)	Exposure Conditions	Pre Result	Post Result	Delta
1	3	7V Biased HDR	0.962	0.674	-0.288
2	3	7V Biased HDR	0.632	0.775	0.143
3	3	7V Biased HDR	0.634	0.861	0.227
4	3	7V Biased HDR	0.712	0.676	-0.036
5	3	7V Biased HDR	1.012	0.646	-0.366
6	3	Unbiased HDR	0.585	0.526	-0.059
7	3	Unbiased HDR	0.79	0.586	-0.204
8	3	Unbiased HDR	0.774	0.676	-0.098
9	3	Unbiased HDR	1.04	0.636	-0.404
10	3	Unbiased HDR	0.726	0.685	-0.041
11	10	7V Biased HDR	0.774	0.695	-0.079
12	10	7V Biased HDR	0.877	0.604	-0.273
13	10	7V Biased HDR	0.984	0.705	-0.279
14	10	7V Biased HDR	0.579	0.66	0.081
15	10	7V Biased HDR	0.743	0.683	-0.06
16	10	Unbiased HDR	0.749	0.551	-0.198
17	10	Unbiased HDR	0.99	0.677	-0.313
18	10	Unbiased HDR	0.585	0.46	-0.125
19	10	Unbiased HDR	0.612	0.492	-0.12
20	10	Unbiased HDR	0.765	0.592	-0.173
21	30	7V Biased HDR	0.99	0.615	-0.375
22	30	7V Biased HDR	0.607	0.541	-0.066
23	30	7V Biased HDR	0.706	0.614	-0.092
24	30	7V Biased HDR	0.759	0.551	-0.208
25	30	7V Biased HDR	0.978	0.699	-0.279
26	30	Unbiased HDR	0.844	0.838	-0.006
27	30	Unbiased HDR	0.968	1.126	0.158
28	30	Unbiased HDR	0.718	0.654	-0.064
29	30	Unbiased HDR	0.94	0.699	-0.241
30	30	Unbiased HDR	0.875	0.679	-0.196
31	50	7V Biased HDR	0.715	0.839	0.124
32	50	7V Biased HDR	0.781	0.66	-0.121
33	50	7V Biased HDR	0.903	0.677	-0.226
34	50	7V Biased HDR	0.738	0.451	-0.287
35	50	7V Biased HDR	0.634	0.589	-0.045
36	50	Unbiased HDR	0.731	0.579	-0.152
37	50	Unbiased HDR	0.893	0.633	-0.26
38	50	Unbiased HDR	0.822	0.482	-0.34
39	50	Unbiased HDR	0.712	0.58	-0.132
40	50	Unbiased HDR	0.687	0.592	-0.095
41	100	7V Biased HDR	0.981	0.761	-0.22
42	100	7V Biased HDR	0.863	1.016	0.153
43	100	7V Biased HDR	0.677	0.939	0.262
44	100	7V Biased HDR	0.768	0.651	-0.117
45	100	7V Biased HDR	0.953	0.714	-0.239
46	100	Unbiased HDR	0.813	0.822	0.009
47	100	Unbiased HDR	0.771	0.826	0.055
48	100	Unbiased HDR	0.749	0.67	-0.079
49	100	Unbiased HDR	0.984	0.693	-0.291
50	100	Unbiased HDR	0.651	0.619	-0.032
51	0	Correlation	0.656	0.52	-0.136
52	0	Correlation	0.706	0.601	-0.105
53	0	Correlation	1.059	0.586	-0.473
54	0	Correlation	0.804	0.463	-0.341
55	0	Correlation	0.943	0.486	-0.457

TID vs Post - Pre Exposure Delta

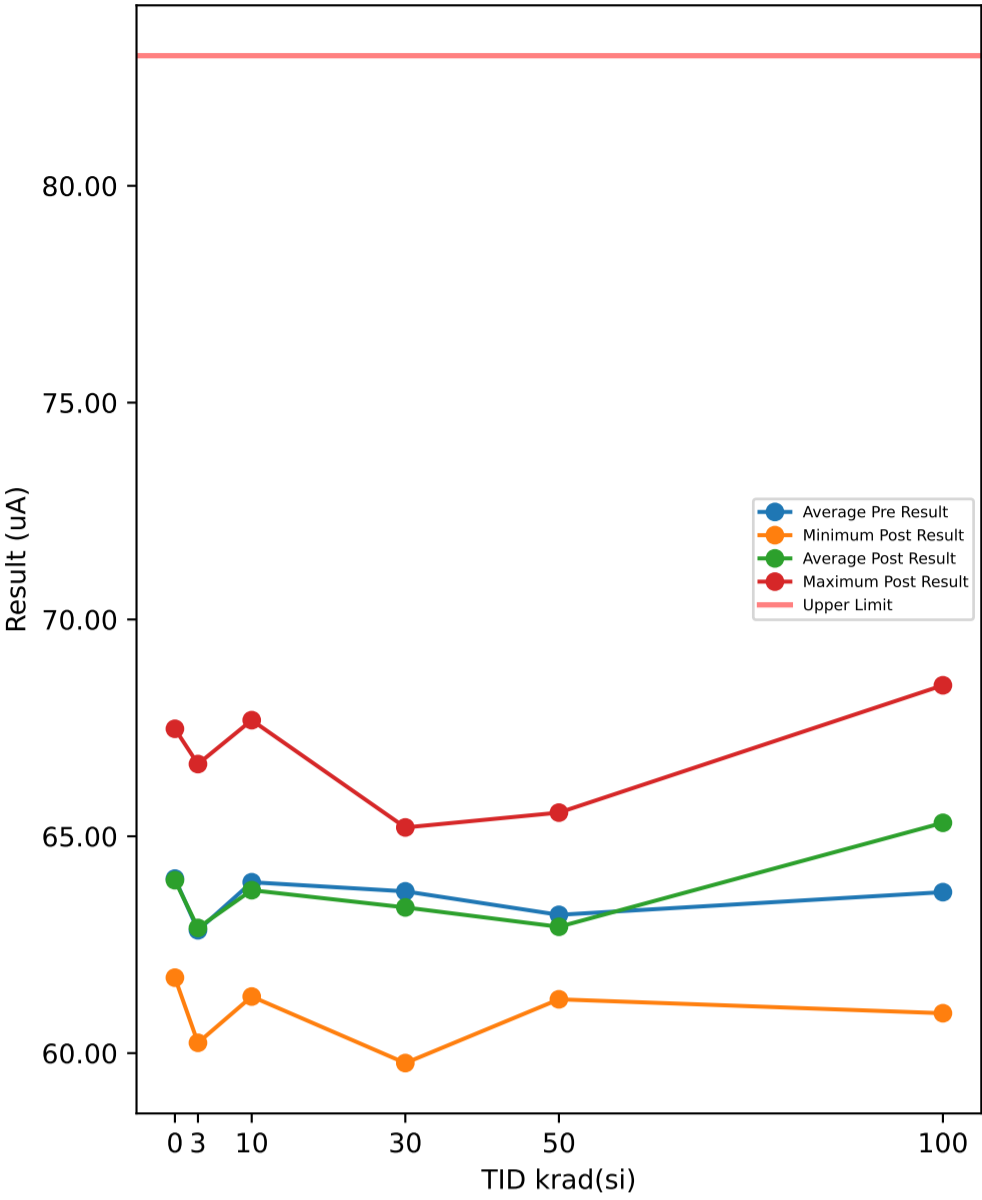


Test Statistics (nA)

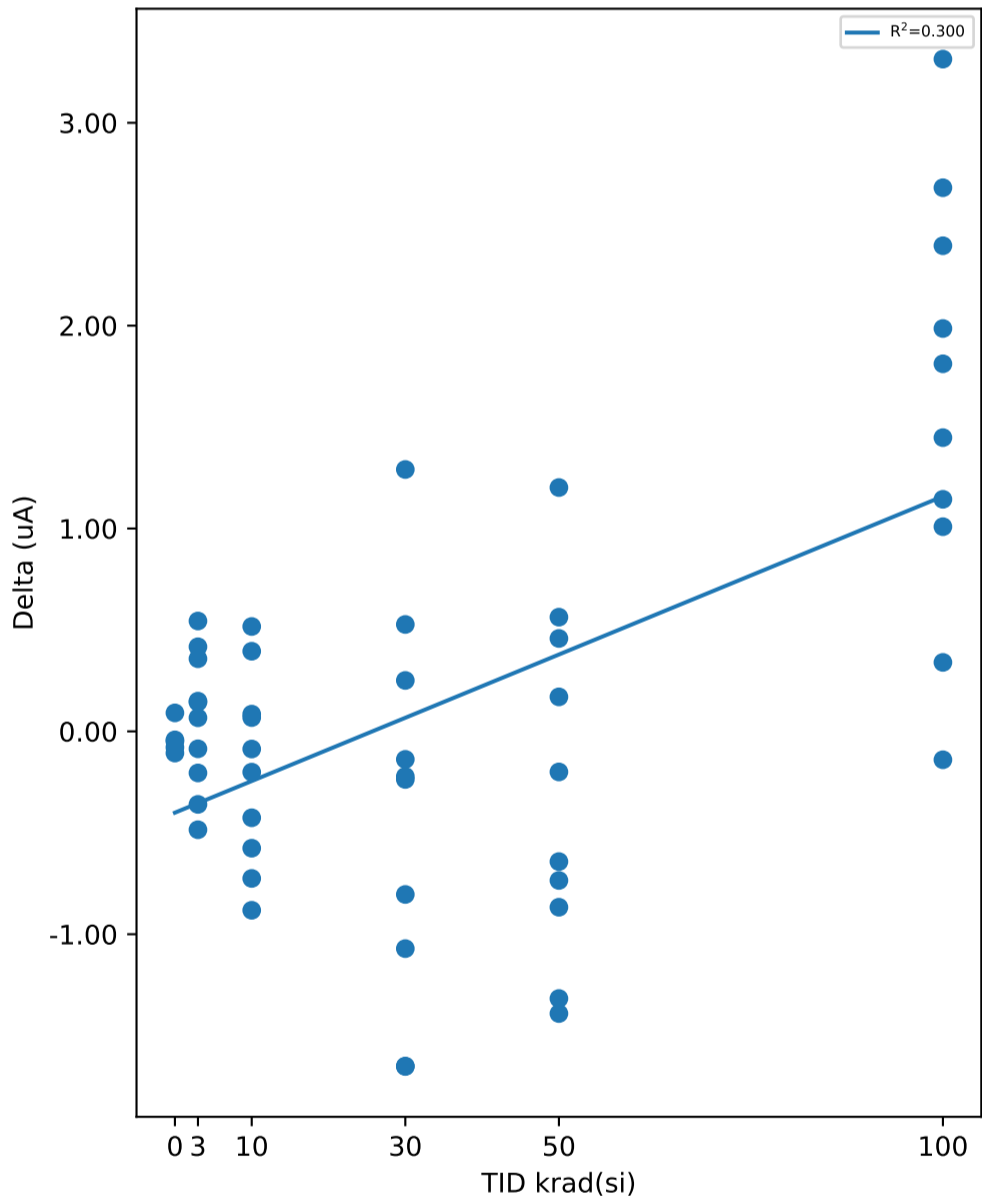
krad(si)	Pre Exposure Min	Pre Exposure Avg	Pre Exposure Max	Pre Exposure Std	Post Exposure Min	Post Exposure Avg	Post Exposure Max	Post Exposure Std	Min Delta	Avg Delta	Max Delta	Std Delta
0	0.656	0.8336	1.059	0.16694	0.463	0.5312	0.601	0.060611	-0.473	-0.3024	-0.105	0.17403
3	0.585	0.7867	1.04	0.16432	0.526	0.6741	0.861	0.092601	-0.404	-0.1126	0.227	0.20629
10	0.579	0.7658	0.99	0.14994	0.46	0.6119	0.705	0.087431	-0.313	-0.1539	0.081	0.11974
30	0.607	0.8385	0.99	0.13451	0.541	0.7016	1.126	0.17164	-0.375	-0.1369	0.158	0.15374
50	0.634	0.7616	0.903	0.087722	0.451	0.6082	0.839	0.10761	-0.34	-0.1534	0.124	0.13455
100	0.651	0.821	0.984	0.1209	0.619	0.7711	1.016	0.12953	-0.291	-0.0499	0.262	0.17683

Device Test: 6.3 SS_I_Charge(SS_Icharge_1p5V)

TID vs Result Stats



TID vs Post - Pre Exposure Delta



Test Results (Upper Limit = 83.0 (uA))

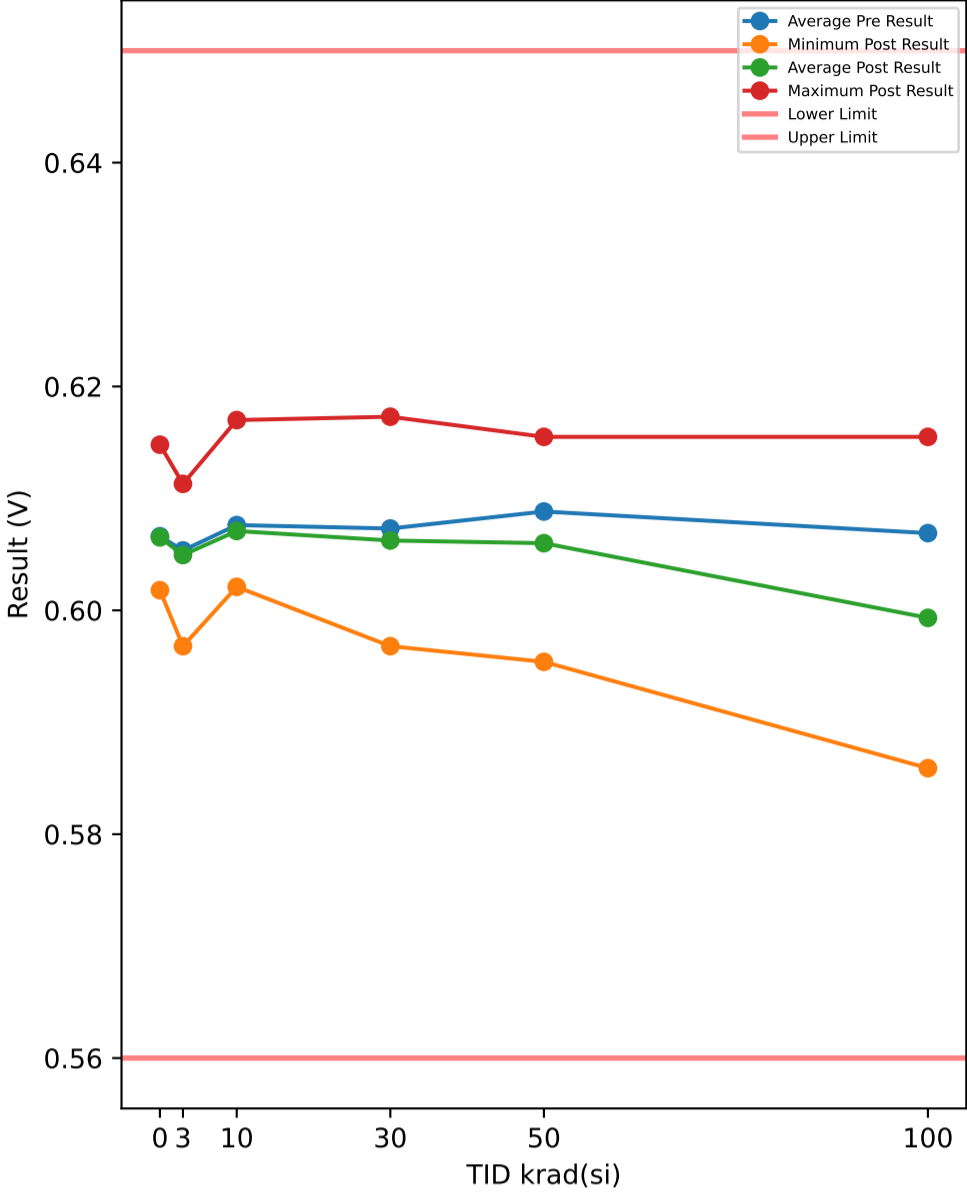
Serial #	krad(si)	Exposure Conditions	Pre Result	Post Result	Delta
1	3	7V Biased HDR	64.879	65.423	0.544
2	3	7V Biased HDR	60.723	60.238	-0.485
3	3	7V Biased HDR	61.157	60.952	-0.205
4	3	7V Biased HDR	62.756	62.396	-0.36
5	3	7V Biased HDR	64.097	64.455	0.358
6	3	Unbiased HDR	63.622	63.766	0.144
7	3	Unbiased HDR	66.599	66.666	0.067
8	3	Unbiased HDR	60.964	61.113	0.149
9	3	Unbiased HDR	61.154	61.571	0.417
10	3	Unbiased HDR	62.375	62.289	-0.086
11	10	7V Biased HDR	64.511	64.579	0.068
12	10	7V Biased HDR	62.079	61.653	-0.426
13	10	7V Biased HDR	65.048	65.443	0.395
14	10	7V Biased HDR	62.187	61.305	-0.882
15	10	7V Biased HDR	67.593	67.678	0.085
16	10	Unbiased HDR	63.674	63.587	-0.087
17	10	Unbiased HDR	63.496	64.013	0.517
18	10	Unbiased HDR	64.589	64.013	-0.576
19	10	Unbiased HDR	62.273	61.548	-0.725
20	10	Unbiased HDR	63.957	63.756	-0.201
21	30	7V Biased HDR	64.933	65.184	0.251
22	30	7V Biased HDR	64.837	63.766	-1.071
23	30	7V Biased HDR	64.17	62.518	-1.652
24	30	7V Biased HDR	65.441	65.204	-0.237
25	30	7V Biased HDR	64.652	64.43	-0.222
26	30	Unbiased HDR	62.717	61.067	-1.65
27	30	Unbiased HDR	60.575	59.771	-0.804
28	30	Unbiased HDR	63.866	65.157	1.291
29	30	Unbiased HDR	62.855	63.382	0.527
30	30	Unbiased HDR	63.258	63.12	-0.138
31	50	7V Biased HDR	63.72	63.078	-0.642
32	50	7V Biased HDR	62.108	61.241	-0.867
33	50	7V Biased HDR	62.347	62.91	0.563
34	50	7V Biased HDR	62.628	61.311	-1.317
35	50	7V Biased HDR	62.089	61.354	-0.735
36	50	Unbiased HDR	64.344	65.546	1.202
37	50	Unbiased HDR	61.684	62.142	0.458
38	50	Unbiased HDR	61.879	62.049	0.17
39	50	Unbiased HDR	64.861	64.661	-0.2
40	50	Unbiased HDR	66.231	64.84	-1.391
41	100	7V Biased HDR	64.154	65.298	1.144
42	100	7V Biased HDR	66.198	66.058	-0.14
43	100	7V Biased HDR	62.76	65.154	2.394
44	100	7V Biased HDR	62.671	63.68	1.009
45	100	7V Biased HDR	59.472	60.92	1.448
46	100	Unbiased HDR	65.802	68.482	2.68
47	100	Unbiased HDR	64.229	64.569	0.34
48	100	Unbiased HDR	65.843	67.829	1.986
49	100	Unbiased HDR	62.894	66.208	3.314
50	100	Unbiased HDR	63.099	64.911	1.812
51	0	Correlation	66.049	66	-0.049
52	0	Correlation	61.847	61.74	-0.107
53	0	Correlation	62.309	62.4	0.091
54	0	Correlation	67.521	67.479	-0.042
55	0	Correlation	62.397	62.318	-0.079

Test Statistics (uA)

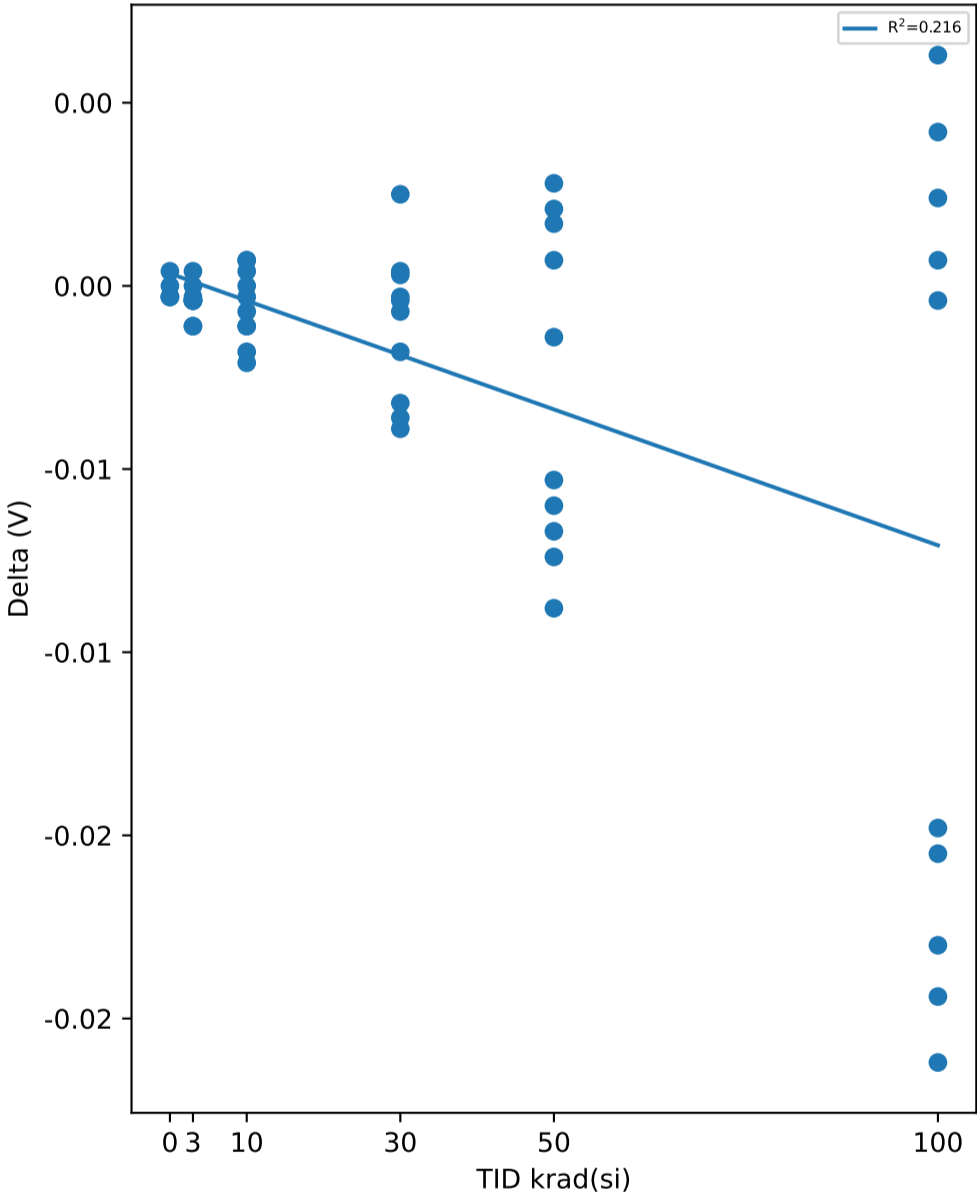
krad(si)	Pre Exposure Min	Pre Exposure Avg	Pre Exposure Max	Pre Exposure Std	Post Exposure Min	Post Exposure Avg	Post Exposure Max	Post Exposure Std	Min Delta	Avg Delta	Max Delta	Std Delta
0	61.847	64.025	67.521	2.5815	61.74	63.987	67.479	2.5787	-0.107	-0.0372	0.091	0.076185
3	60.723	62.833	66.599	1.9544	60.238	62.887	66.666	2.113	-0.485	0.0543	0.544	0.33833
10	62.079	63.941	67.593	1.6634	61.305	63.758	67.678	1.9542	-0.882	-0.1832	0.517	0.46718
30	60.575	63.73	65.441	1.4388	59.771	63.36	65.204	1.831	-1.652	-0.3705	1.291	0.94306
50	61.684	63.189	66.231	1.5293	61.241	62.913	65.546	1.5938	-1.391	-0.2759	1.202	0.85976
100	59.472	63.712	66.198	2.0156	60.92	65.311	68.482	2.1196	-0.14	1.5987	3.314	1.0606

Device Test: 6.4 EN_VTH_RISING(EN_UVLO_RISING_1p8V)

TID vs Result Stats



TID vs Post - Pre Exposure Delta



Test Results (Lower Limit = 0.56, Upper Limit = 0.65 (V))

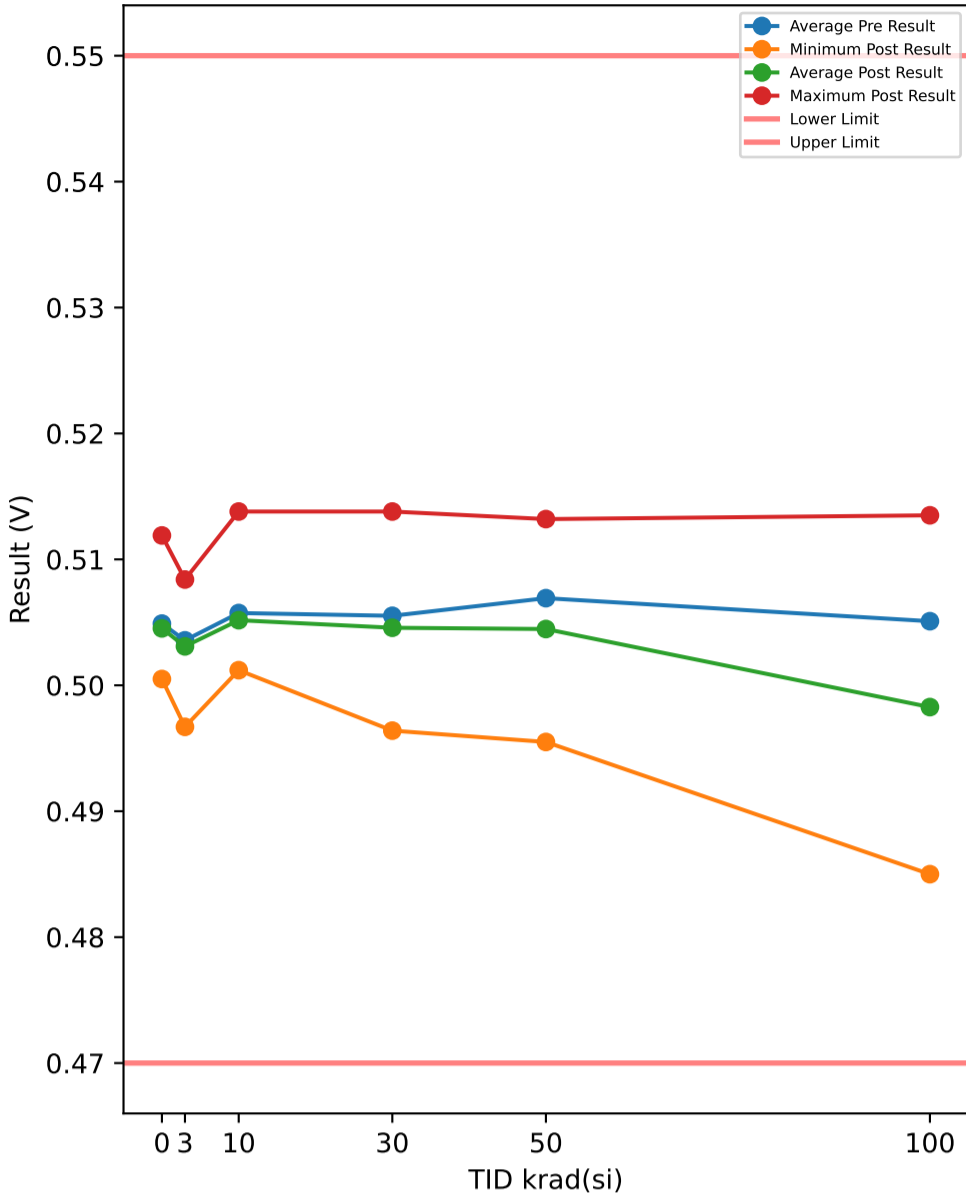
Serial #	krad(si)	Exposure Conditions	Pre Result	Post Result	Delta
1	3	7V Biased HDR	0.5979	0.5968	-0.0011
2	3	7V Biased HDR	0.6071	0.6067	-0.0004
3	3	7V Biased HDR	0.6032	0.6028	-0.0004
4	3	7V Biased HDR	0.6117	0.6113	-0.0004
5	3	7V Biased HDR	0.6099	0.6095	-0.0004
6	3	Unbiased HDR	0.6053	0.6057	0.0004
7	3	Unbiased HDR	0.6053	0.6042	-0.0011
8	3	Unbiased HDR	0.606	0.6057	-0.0003
9	3	Unbiased HDR	0.6032	0.6028	-0.0004
10	3	Unbiased HDR	0.6039	0.6039	0
11	10	7V Biased HDR	0.6173	0.617	-0.0003
12	10	7V Biased HDR	0.6067	0.6049	-0.0018
13	10	7V Biased HDR	0.6053	0.6057	0.0004
14	10	7V Biased HDR	0.6092	0.6099	0.0007
15	10	7V Biased HDR	0.606	0.6049	-0.0011
16	10	Unbiased HDR	0.6078	0.6067	-0.0011
17	10	Unbiased HDR	0.6042	0.6042	0
18	10	Unbiased HDR	0.6067	0.606	-0.0007
19	10	Unbiased HDR	0.6088	0.6095	0.0007
20	10	Unbiased HDR	0.6042	0.6021	-0.0021
21	30	7V Biased HDR	0.6007	0.5968	-0.0039
22	30	7V Biased HDR	0.6152	0.6148	-0.0004
23	30	7V Biased HDR	0.6078	0.6046	-0.0032
24	30	7V Biased HDR	0.6078	0.6042	-0.0036
25	30	7V Biased HDR	0.6007	0.5989	-0.0018
26	30	Unbiased HDR	0.6042	0.6039	-0.0003
27	30	Unbiased HDR	0.6067	0.6071	0.0004
28	30	Unbiased HDR	0.6113	0.6106	-0.0007
29	30	Unbiased HDR	0.6039	0.6042	0.0003
30	30	Unbiased HDR	0.6148	0.6173	0.0025
31	50	7V Biased HDR	0.6021	0.5954	-0.0067
32	50	7V Biased HDR	0.6025	0.5972	-0.0053
33	50	7V Biased HDR	0.6053	0.5965	-0.0088
34	50	7V Biased HDR	0.6088	0.6014	-0.0074
35	50	7V Biased HDR	0.612	0.606	-0.006
36	50	Unbiased HDR	0.6138	0.6155	0.0017
37	50	Unbiased HDR	0.6117	0.6124	0.0007
38	50	Unbiased HDR	0.6148	0.6134	-0.0014
39	50	Unbiased HDR	0.612	0.6141	0.0021
40	50	Unbiased HDR	0.6053	0.6081	0.0028
41	100	7V Biased HDR	0.6049	0.5894	-0.0155
42	100	7V Biased HDR	0.612	0.5926	-0.0194
43	100	7V Biased HDR	0.6021	0.5873	-0.0148
44	100	7V Biased HDR	0.6166	0.5986	-0.018
45	100	7V Biased HDR	0.6071	0.5859	-0.0212
46	100	Unbiased HDR	0.611	0.6134	0.0024
47	100	Unbiased HDR	0.6032	0.6028	-0.0004
48	100	Unbiased HDR	0.6092	0.6155	0.0063
49	100	Unbiased HDR	0.5951	0.5958	0.0007
50	100	Unbiased HDR	0.6078	0.612	0.0042
51	0	Correlation	0.6081	0.6078	-0.0003
52	0	Correlation	0.6053	0.6057	0.0004
53	0	Correlation	0.6028	0.6025	-0.0003
54	0	Correlation	0.6148	0.6148	0
55	0	Correlation	0.6021	0.6018	-0.0003

Test Statistics (V)

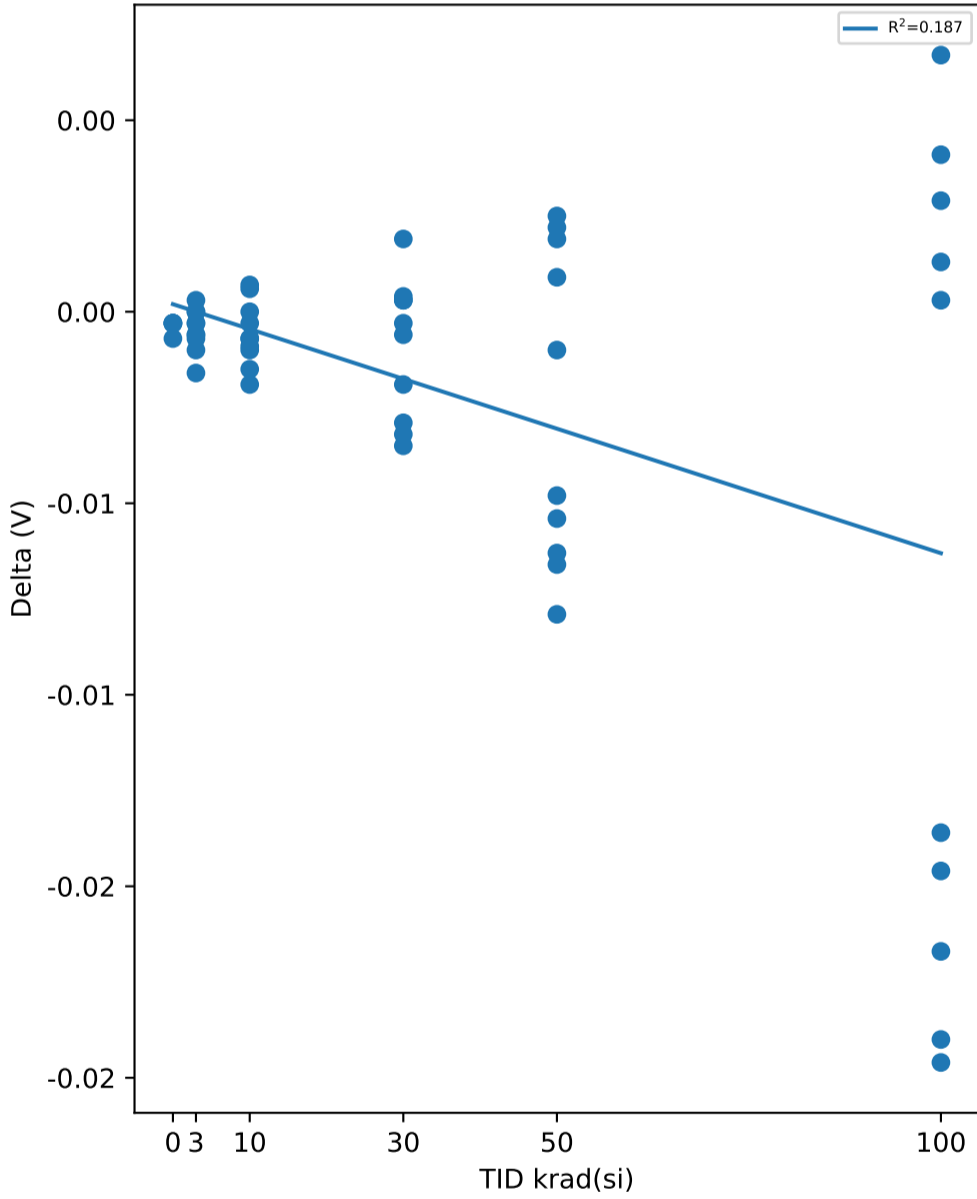
krad(si)	Pre Exposure Min	Pre Exposure Avg	Pre Exposure Max	Pre Exposure Std	Post Exposure Min	Post Exposure Avg	Post Exposure Max	Post Exposure Std	Min Delta	Avg Delta	Max Delta	Std Delta
0	0.6021	0.60662	0.6148	0.0051446	0.6018	0.60652	0.6148	0.0052275	-0.0003	-0.0001	0.0004	0.00030822
3	0.5979	0.60535	0.6117	0.0038205	0.5968	0.60494	0.6113	0.0039797	-0.0011	-0.00041	0.0004	0.00044585
10	0.6042	0.60762	0.6173	0.003811	0.6021	0.60709	0.617	0.0041903	-0.0021	-0.00053	0.0007	0.00099894
30	0.6007	0.60731	0.6152	0.0052048	0.5968	0.60624	0.6173	0.0064535	-0.0039	-0.00107	0.0025	0.0020396
50	0.6021	0.60883	0.6148	0.0047018	0.5954	0.606	0.6155	0.0078684	-0.0088	-0.00283	0.0028	0.0044557
100	0.5951	0.6069	0.6166	0.0059909	0.5859	0.59933	0.6155	0.011125	-0.0212	-0.00757	0.0063	0.011054

Device Test: 6.5 EN_VTH_FALLING(EN_UVLO_FALLING_1p8V)

TID vs Result Stats



TID vs Post - Pre Exposure Delta



Test Results (Lower Limit = 0.47, Upper Limit = 0.55 (V))

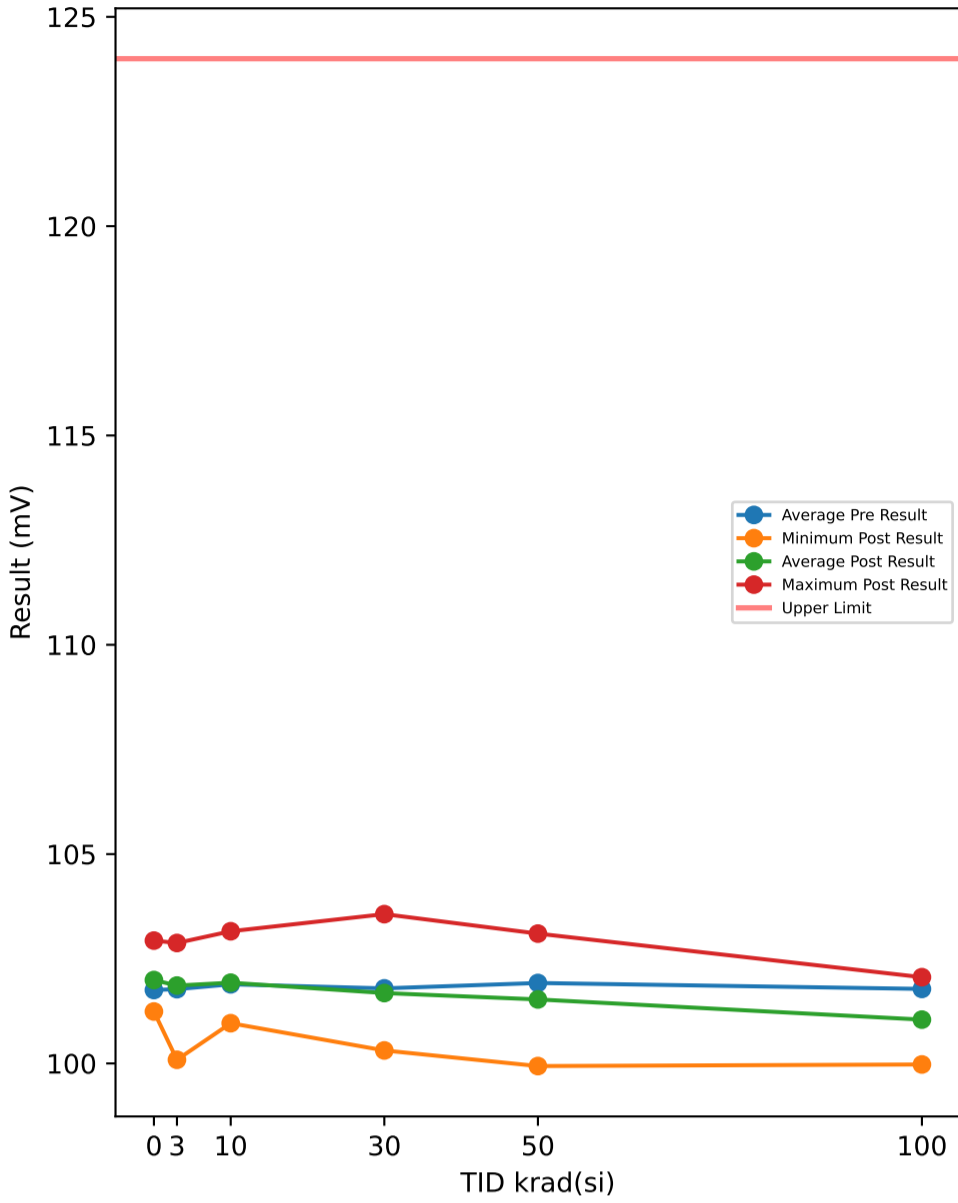
Serial #	krad(si)	Exposure Conditions	Pre Result	Post Result	Delta
1	3	7V Biased HDR	0.4977	0.4967	-0.001
2	3	7V Biased HDR	0.505	0.505	0
3	3	7V Biased HDR	0.5015	0.5008	-0.0007
4	3	7V Biased HDR	0.5084	0.5084	0
5	3	7V Biased HDR	0.5078	0.5072	-0.0006
6	3	Unbiased HDR	0.5034	0.5037	0.0003
7	3	Unbiased HDR	0.5043	0.5027	-0.0016
8	3	Unbiased HDR	0.504	0.5034	-0.0006
9	3	Unbiased HDR	0.5015	0.5012	-0.0003
10	3	Unbiased HDR	0.5021	0.5018	-0.0003
11	10	7V Biased HDR	0.5148	0.5138	-0.001
12	10	7V Biased HDR	0.5046	0.5031	-0.0015
13	10	7V Biased HDR	0.5046	0.5043	-0.0003
14	10	7V Biased HDR	0.5068	0.5075	0.0007
15	10	7V Biased HDR	0.5046	0.5037	-0.0009
16	10	Unbiased HDR	0.5053	0.5046	-0.0007
17	10	Unbiased HDR	0.5031	0.5024	-0.0007
18	10	Unbiased HDR	0.5043	0.5043	0
19	10	Unbiased HDR	0.5062	0.5068	0.0006
20	10	Unbiased HDR	0.5031	0.5012	-0.0019
21	30	7V Biased HDR	0.4993	0.4964	-0.0029
22	30	7V Biased HDR	0.5119	0.5113	-0.0006
23	30	7V Biased HDR	0.5059	0.5027	-0.0032
24	30	7V Biased HDR	0.5059	0.5024	-0.0035
25	30	7V Biased HDR	0.5005	0.4986	-0.0019
26	30	Unbiased HDR	0.5027	0.5024	-0.0003
27	30	Unbiased HDR	0.505	0.5053	0.0003
28	30	Unbiased HDR	0.5087	0.5091	0.0004
29	30	Unbiased HDR	0.5034	0.5037	0.0003
30	30	Unbiased HDR	0.5119	0.5138	0.0019
31	50	7V Biased HDR	0.5018	0.4955	-0.0063
32	50	7V Biased HDR	0.5015	0.4967	-0.0048
33	50	7V Biased HDR	0.5043	0.4964	-0.0079
34	50	7V Biased HDR	0.5068	0.5002	-0.0066
35	50	7V Biased HDR	0.5094	0.504	-0.0054
36	50	Unbiased HDR	0.5113	0.5132	0.0019
37	50	Unbiased HDR	0.5094	0.5103	0.0009
38	50	Unbiased HDR	0.5113	0.5103	-0.001
39	50	Unbiased HDR	0.5091	0.5116	0.0025
40	50	Unbiased HDR	0.5043	0.5065	0.0022
41	100	7V Biased HDR	0.5034	0.4888	-0.0146
42	100	7V Biased HDR	0.51	0.491	-0.019
43	100	7V Biased HDR	0.5005	0.4869	-0.0136
44	100	7V Biased HDR	0.5144	0.4977	-0.0167
45	100	7V Biased HDR	0.5046	0.485	-0.0196
46	100	Unbiased HDR	0.5087	0.5116	0.0029
47	100	Unbiased HDR	0.5021	0.5024	0.0003
48	100	Unbiased HDR	0.5068	0.5135	0.0067
49	100	Unbiased HDR	0.4945	0.4958	0.0013
50	100	Unbiased HDR	0.5059	0.51	0.0041
51	0	Correlation	0.5059	0.5056	-0.0003
52	0	Correlation	0.5037	0.5034	-0.0003
53	0	Correlation	0.5015	0.5012	-0.0003
54	0	Correlation	0.5122	0.5119	-0.0003
55	0	Correlation	0.5012	0.5005	-0.0007

Test Statistics (V)

krad(si)	Pre Exposure Min	Pre Exposure Avg	Pre Exposure Max	Pre Exposure Std	Post Exposure Min	Post Exposure Avg	Post Exposure Max	Post Exposure Std	Min Delta	Avg Delta	Max Delta	Std Delta
0	0.5012	0.5049	0.5122	0.0044994	0.5005	0.50452	0.5119	0.0045844	-0.0007	-0.00038	-0.0003	0.00017889
3	0.4977	0.50357	0.5084	0.0031482	0.4967	0.50309	0.5084	0.0033445	-0.0016	-0.00048	0.0003	0.00055136
10	0.5031	0.50574	0.5148	0.0033916	0.5012	0.50517	0.5138	0.0035634	-0.0019	-0.00057	0.0007	0.00083938
30	0.4993	0.50552	0.5119	0.0043258	0.4964	0.50457	0.5138	0.0054528	-0.0035	-0.00095	0.0019	0.0018222
50	0.5015	0.50692	0.5113	0.0037231	0.4955	0.50447	0.5132	0.0068602	-0.0079	-0.00245	0.0025	0.0041412
100	0.4945	0.50509	0.5144	0.005504	0.485	0.49827	0.5135	0.010639	-0.0196	-0.00682	0.0067	0.010692

Device Test: 6.6 EN_HYST(EN_UVLO_HYSTERESIS_1p8V)

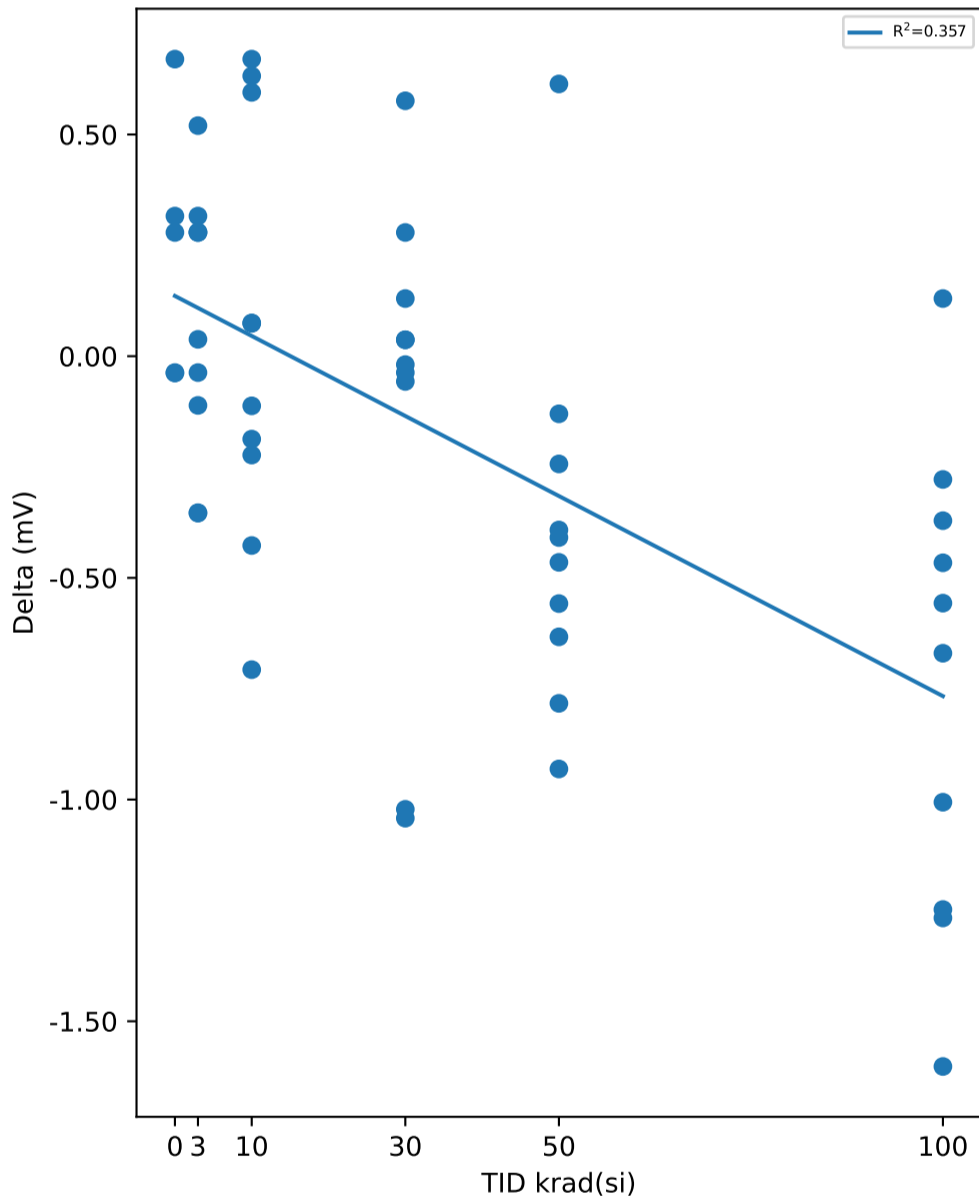
TID vs Result Stats



Test Results (Upper Limit = 124.0 (mV))

Serial #	krad(si)	Exposure Conditions	Pre Result	Post Result	Delta
1	3	7V Biased HDR	100.2	100.09	-0.111
2	3	7V Biased HDR	102.11	101.76	-0.353
3	3	7V Biased HDR	101.7	101.98	0.279
4	3	7V Biased HDR	103.23	102.88	-0.354
5	3	7V Biased HDR	102.1	102.38	0.28
6	3	Unbiased HDR	101.93	101.97	0.038
7	3	Unbiased HDR	100.98	101.5	0.52
8	3	Unbiased HDR	102	102.28	0.279
9	3	Unbiased HDR	101.7	101.67	-0.037
10	3	Unbiased HDR	101.78	102.1	0.316
11	10	7V Biased HDR	102.56	103.16	0.595
12	10	7V Biased HDR	102.08	101.89	-0.187
13	10	7V Biased HDR	100.66	101.33	0.67
14	10	7V Biased HDR	102.34	102.41	0.074
15	10	7V Biased HDR	101.37	101.26	-0.112
16	10	Unbiased HDR	102.5	102.08	-0.427
17	10	Unbiased HDR	101.18	101.82	0.632
18	10	Unbiased HDR	102.39	101.69	-0.707
19	10	Unbiased HDR	102.62	102.69	0.075
20	10	Unbiased HDR	101.18	100.96	-0.223
21	30	7V Biased HDR	101.44	100.4	-1.042
22	30	7V Biased HDR	103.29	103.57	0.279
23	30	7V Biased HDR	101.87	101.85	-0.019
24	30	7V Biased HDR	101.87	101.82	-0.057
25	30	7V Biased HDR	100.18	100.31	0.13
26	30	Unbiased HDR	101.5	101.46	-0.037
27	30	Unbiased HDR	101.76	101.8	0.037
28	30	Unbiased HDR	102.56	101.54	-1.022
29	30	Unbiased HDR	100.52	100.55	0.037
30	30	Unbiased HDR	102.93	103.51	0.576
31	50	7V Biased HDR	100.33	99.937	-0.392
32	50	7V Biased HDR	101	100.44	-0.558
33	50	7V Biased HDR	100.98	100.05	-0.931
34	50	7V Biased HDR	101.98	101.2	-0.783
35	50	7V Biased HDR	102.64	102	-0.633
36	50	Unbiased HDR	102.51	102.38	-0.13
37	50	Unbiased HDR	102.28	102.04	-0.243
38	50	Unbiased HDR	103.57	103.1	-0.465
39	50	Unbiased HDR	102.95	102.54	-0.409
40	50	Unbiased HDR	100.98	101.59	0.614
41	100	7V Biased HDR	101.58	100.57	-1.006
42	100	7V Biased HDR	102	101.54	-0.466
43	100	7V Biased HDR	101.59	100.34	-1.248
44	100	7V Biased HDR	102.17	100.91	-1.267
45	100	7V Biased HDR	102.43	100.83	-1.602
46	100	Unbiased HDR	102.21	101.84	-0.371
47	100	Unbiased HDR	101.07	100.4	-0.67
48	100	Unbiased HDR	102.34	102.06	-0.278
49	100	Unbiased HDR	100.53	99.975	-0.557
50	100	Unbiased HDR	101.87	102	0.13
51	0	Correlation	102.23	102.19	-0.037
52	0	Correlation	101.61	102.28	0.67
53	0	Correlation	101.35	101.31	-0.038
54	0	Correlation	102.62	102.93	0.316
55	0	Correlation	100.96	101.24	0.279

TID vs Post - Pre Exposure Delta

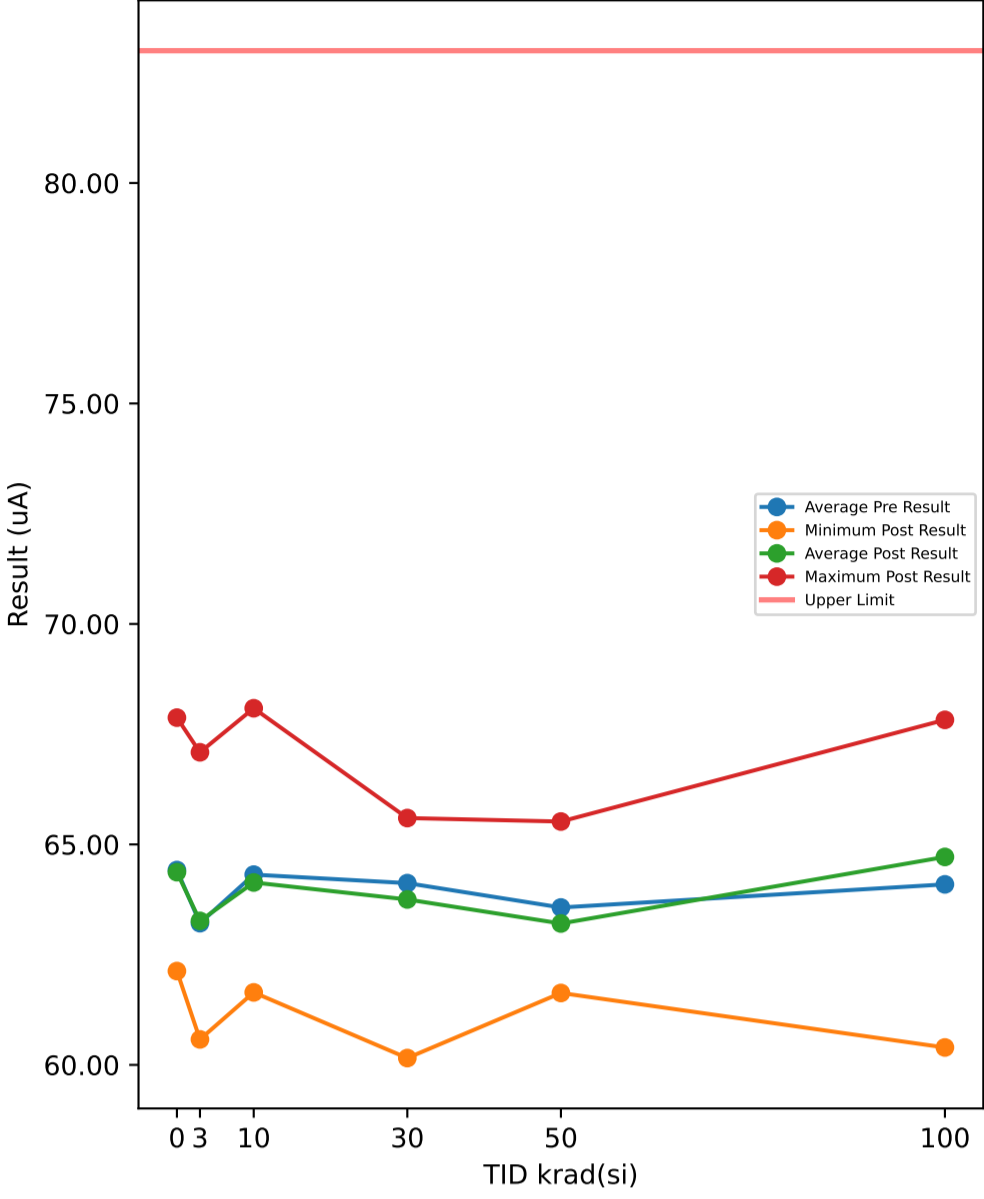


Test Statistics (mV)

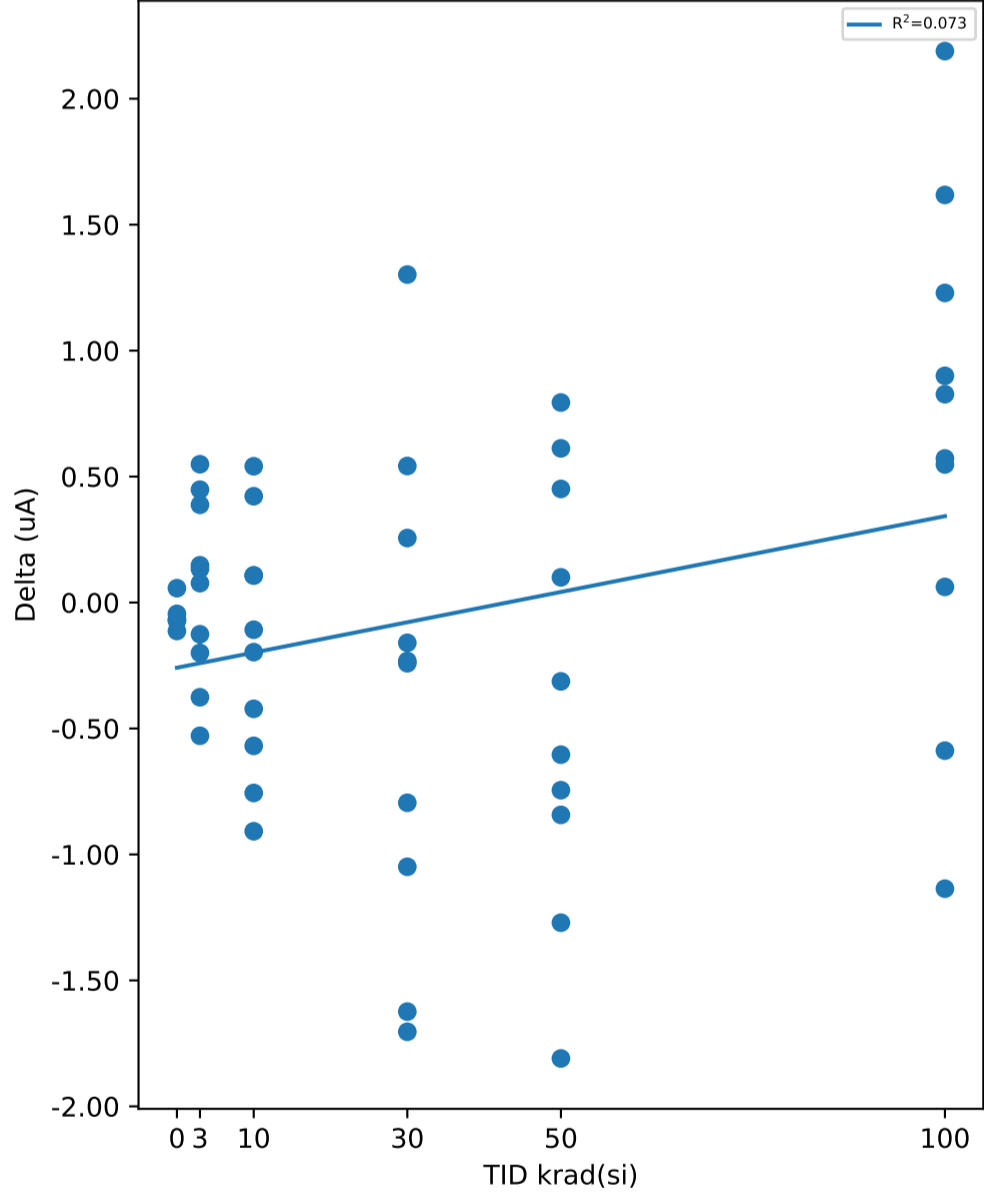
krad(si)	Pre Exposure Min	Pre Exposure Avg	Pre Exposure Max	Pre Exposure Std	Post Exposure Min	Post Exposure Avg	Post Exposure Max	Post Exposure Std	Min Delta	Avg Delta	Max Delta	Std Delta
0	100.96	101.75	102.62	0.66706	101.24	101.99	102.93	0.71335	-0.038	0.238	0.67	0.29419
3	100.2	101.77	103.23	0.78472	100.09	101.86	102.88	0.73641	-0.354	0.0857	0.52	0.29739
10	100.66	101.89	102.62	0.7163	100.96	101.93	103.16	0.67974	-0.707	0.039	0.67	0.46876
30	100.18	101.79	103.29	0.97636	100.31	101.68	103.57	1.1458	-1.042	-0.1118	0.576	0.52063
50	100.33	101.92	103.57	1.0496	99.937	101.53	103.1	1.0916	-0.931	-0.393	0.614	0.42655
100	100.53	101.78	102.43	0.60229	99.975	101.05	102.06	0.75698	-1.602	-0.7335	0.13	0.53428

Device Test: 6.7 SS_I_Charge(SS_Icharge_1p8V)

TID vs Result Stats



TID vs Post - Pre Exposure Delta



Test Results (Upper Limit = 83.0 (uA))

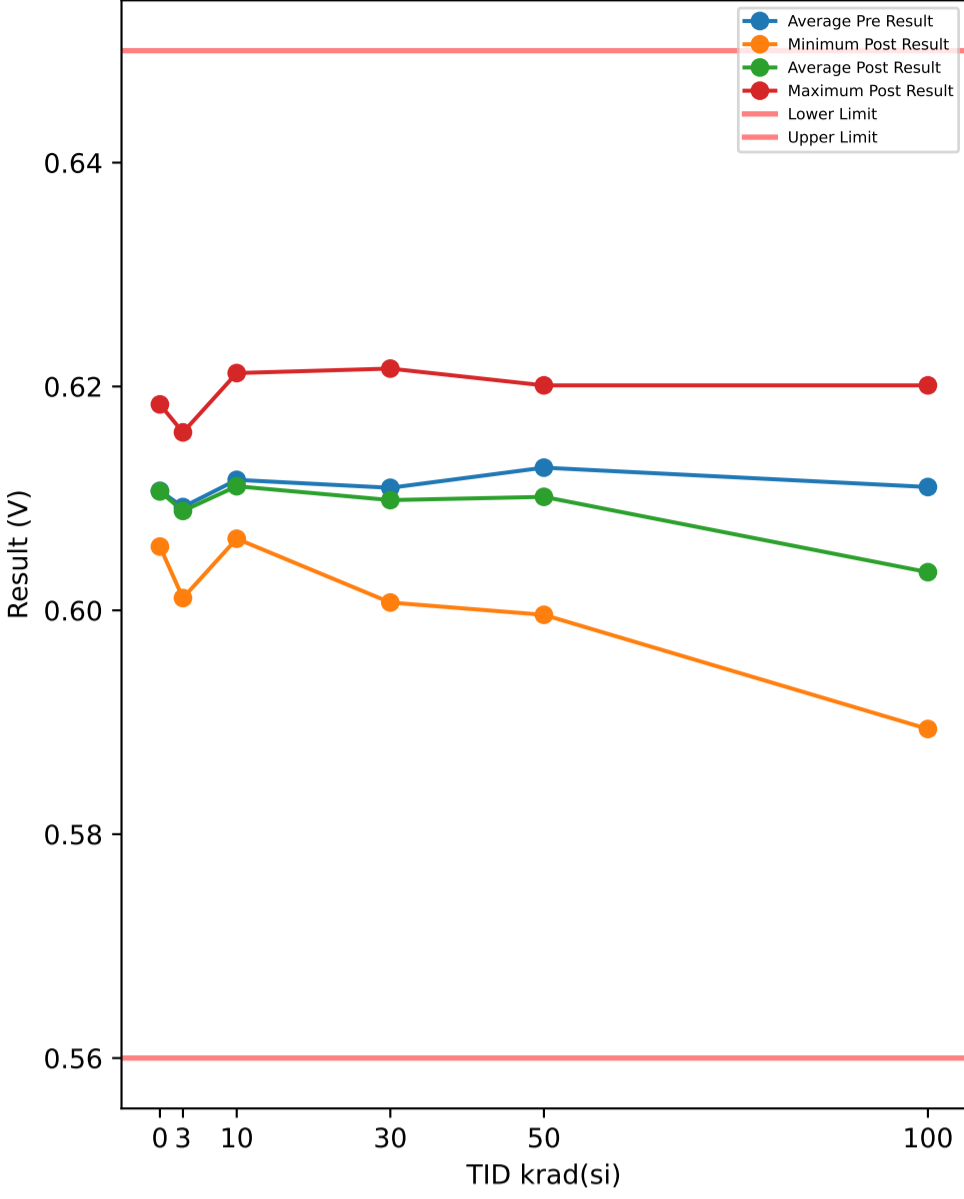
Serial #	krad(si)	Exposure Conditions	Pre Result	Post Result	Delta
1	3	7V Biased HDR	65.261	65.81	0.549
2	3	7V Biased HDR	61.107	60.578	-0.529
3	3	7V Biased HDR	61.52	61.32	-0.2
4	3	7V Biased HDR	63.152	62.776	-0.376
5	3	7V Biased HDR	64.477	64.865	0.388
6	3	Unbiased HDR	64.01	64.158	0.148
7	3	Unbiased HDR	67.012	67.089	0.077
8	3	Unbiased HDR	61.337	61.47	0.133
9	3	Unbiased HDR	61.512	61.96	0.448
10	3	Unbiased HDR	62.754	62.628	-0.126
11	10	7V Biased HDR	64.857	64.964	0.107
12	10	7V Biased HDR	62.457	62.035	-0.422
13	10	7V Biased HDR	65.42	65.842	0.422
14	10	7V Biased HDR	62.552	61.644	-0.908
15	10	7V Biased HDR	67.98	68.088	0.108
16	10	Unbiased HDR	64.062	63.954	-0.108
17	10	Unbiased HDR	63.864	64.405	0.541
18	10	Unbiased HDR	64.986	64.417	-0.569
19	10	Unbiased HDR	62.643	61.887	-0.756
20	10	Unbiased HDR	64.328	64.131	-0.197
21	30	7V Biased HDR	65.342	65.598	0.256
22	30	7V Biased HDR	65.242	64.193	-1.049
23	30	7V Biased HDR	64.592	62.888	-1.704
24	30	7V Biased HDR	65.828	65.587	-0.241
25	30	7V Biased HDR	65.041	64.809	-0.232
26	30	Unbiased HDR	63.097	61.473	-1.624
27	30	Unbiased HDR	60.95	60.155	-0.795
28	30	Unbiased HDR	64.23	65.532	1.302
29	30	Unbiased HDR	63.239	63.781	0.542
30	30	Unbiased HDR	63.661	63.501	-0.16
31	50	7V Biased HDR	64.106	63.502	-0.604
32	50	7V Biased HDR	62.474	61.631	-0.843
33	50	7V Biased HDR	62.712	63.324	0.612
34	50	7V Biased HDR	63.03	61.759	-1.271
35	50	7V Biased HDR	62.452	61.707	-0.745
36	50	Unbiased HDR	64.725	65.519	0.794
37	50	Unbiased HDR	62.057	62.508	0.451
38	50	Unbiased HDR	62.243	62.343	0.1
39	50	Unbiased HDR	65.237	64.924	-0.313
40	50	Unbiased HDR	66.659	64.849	-1.81
41	100	7V Biased HDR	64.513	65.061	0.548
42	100	7V Biased HDR	66.591	65.455	-1.136
43	100	7V Biased HDR	63.144	64.373	1.229
44	100	7V Biased HDR	63.05	63.112	0.062
45	100	7V Biased HDR	59.823	60.395	0.572
46	100	Unbiased HDR	66.207	67.825	1.618
47	100	Unbiased HDR	64.633	64.045	-0.588
48	100	Unbiased HDR	66.227	67.127	0.9
49	100	Unbiased HDR	63.258	65.447	2.189
50	100	Unbiased HDR	63.494	64.321	0.827
51	0	Correlation	66.446	66.401	-0.045
52	0	Correlation	62.241	62.128	-0.113
53	0	Correlation	62.706	62.763	0.057
54	0	Correlation	67.943	67.875	-0.068
55	0	Correlation	62.758	62.686	-0.072

Test Statistics (uA)

krad(si)	Pre Exposure Min	Pre Exposure Avg	Pre Exposure Max	Pre Exposure Std	Post Exposure Min	Post Exposure Avg	Post Exposure Max	Post Exposure Std	Min Delta	Avg Delta	Max Delta	Std Delta
0	62.241	64.419	67.943	2.5964	62.128	64.371	67.875	2.5911	-0.113	-0.0482	0.057	0.063708
3	61.107	63.214	67.012	1.9661	60.578	63.265	67.089	2.1352	-0.529	0.0512	0.549	0.35731
10	62.457	64.315	67.98	1.6674	61.644	64.137	68.088	1.9743	-0.908	-0.1782	0.541	0.48587
30	60.95	64.122	65.828	1.4466	60.155	63.752	65.598	1.8317	-1.704	-0.3705	1.302	0.94826
50	62.057	63.57	66.659	1.5446	61.631	63.207	65.519	1.4589	-1.81	-0.3629	0.794	0.85124
100	59.823	64.094	66.591	2.0278	60.395	64.716	67.825	2.0722	-1.136	0.6221	2.189	0.98947

Device Test: 6.8 EN_VTH_RISING(EN_UVLO_RISING_3p3V)

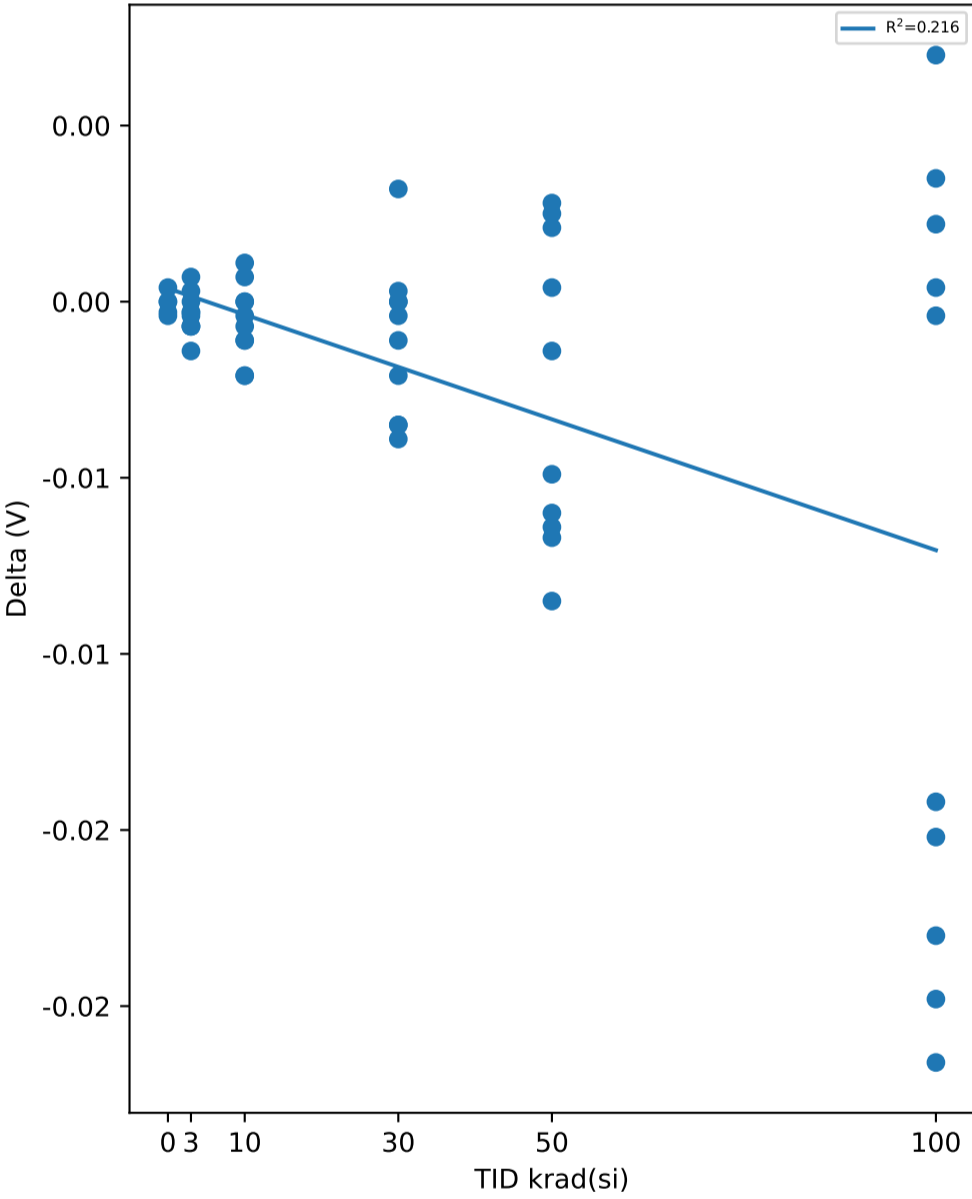
TID vs Result Stats



Test Results (Lower Limit = 0.56, Upper Limit = 0.65 (V))

Serial #	krad(si)	Exposure Conditions	Pre Result	Post Result	Delta
1	3	7V Biased HDR	0.6018	0.6011	-0.0007
2	3	7V Biased HDR	0.611	0.6113	0.0003
3	3	7V Biased HDR	0.6078	0.6074	-0.0004
4	3	7V Biased HDR	0.6159	0.6159	0
5	3	7V Biased HDR	0.6134	0.6131	-0.0003
6	3	Unbiased HDR	0.6085	0.6092	0.0007
7	3	Unbiased HDR	0.6095	0.6081	-0.0014
8	3	Unbiased HDR	0.6099	0.6092	-0.0007
9	3	Unbiased HDR	0.6071	0.6064	-0.0007
10	3	Unbiased HDR	0.6074	0.6071	-0.0003
11	10	7V Biased HDR	0.6219	0.6212	-0.0007
12	10	7V Biased HDR	0.6099	0.6078	-0.0021
13	10	7V Biased HDR	0.6085	0.6085	0
14	10	7V Biased HDR	0.6127	0.6138	0.0011
15	10	7V Biased HDR	0.6099	0.6088	-0.0011
16	10	Unbiased HDR	0.6124	0.6113	-0.0011
17	10	Unbiased HDR	0.6088	0.6088	0
18	10	Unbiased HDR	0.6106	0.6102	-0.0004
19	10	Unbiased HDR	0.6134	0.6141	0.0007
20	10	Unbiased HDR	0.6085	0.6064	-0.0021
21	30	7V Biased HDR	0.6042	0.6007	-0.0035
22	30	7V Biased HDR	0.6177	0.6166	-0.0011
23	30	7V Biased HDR	0.612	0.6081	-0.0039
24	30	7V Biased HDR	0.6113	0.6078	-0.0035
25	30	7V Biased HDR	0.6049	0.6028	-0.0021
26	30	Unbiased HDR	0.6092	0.6088	-0.0004
27	30	Unbiased HDR	0.6099	0.6099	0
28	30	Unbiased HDR	0.6134	0.6134	0
29	30	Unbiased HDR	0.6085	0.6088	0.0003
30	30	Unbiased HDR	0.6184	0.6216	0.0032
31	50	7V Biased HDR	0.606	0.5996	-0.0064
32	50	7V Biased HDR	0.6067	0.6018	-0.0049
33	50	7V Biased HDR	0.6092	0.6007	-0.0085
34	50	7V Biased HDR	0.6134	0.6067	-0.0067
35	50	7V Biased HDR	0.6152	0.6092	-0.006
36	50	Unbiased HDR	0.6173	0.6201	0.0028
37	50	Unbiased HDR	0.6159	0.6163	0.0004
38	50	Unbiased HDR	0.618	0.6166	-0.0014
39	50	Unbiased HDR	0.6159	0.618	0.0021
40	50	Unbiased HDR	0.6099	0.6124	0.0025
41	100	7V Biased HDR	0.6095	0.5943	-0.0152
42	100	7V Biased HDR	0.6166	0.5968	-0.0198
43	100	7V Biased HDR	0.6064	0.5922	-0.0142
44	100	7V Biased HDR	0.6208	0.6028	-0.018
45	100	7V Biased HDR	0.611	0.5894	-0.0216
46	100	Unbiased HDR	0.6141	0.6163	0.0022
47	100	Unbiased HDR	0.6078	0.6074	-0.0004
48	100	Unbiased HDR	0.6131	0.6201	0.007
49	100	Unbiased HDR	0.5989	0.5993	0.0004
50	100	Unbiased HDR	0.612	0.6155	0.0035
51	0	Correlation	0.6124	0.6124	0
52	0	Correlation	0.6099	0.6099	0
53	0	Correlation	0.6071	0.6067	-0.0004
54	0	Correlation	0.618	0.6184	0.0004
55	0	Correlation	0.606	0.6057	-0.0003

TID vs Post - Pre Exposure Delta

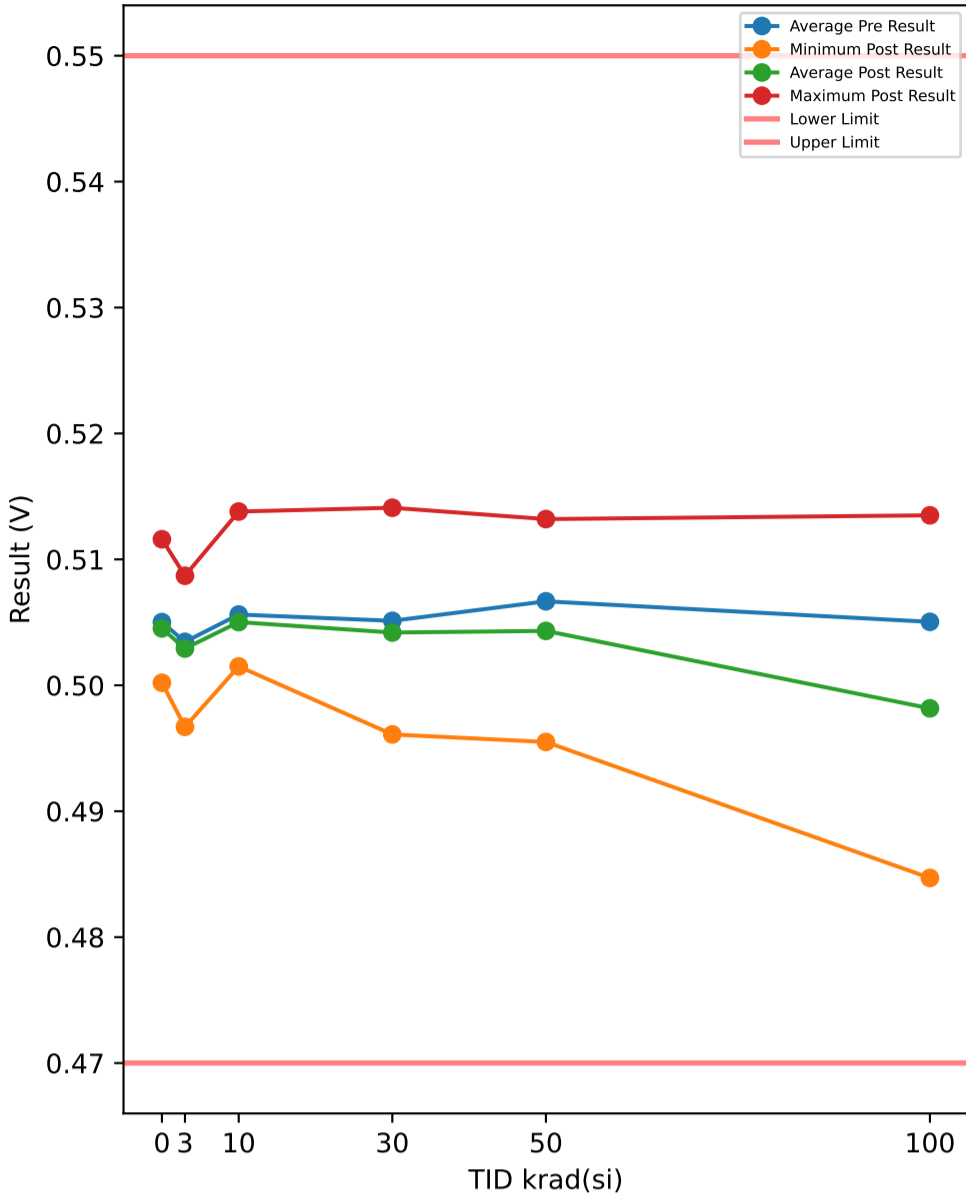


Test Statistics (V)

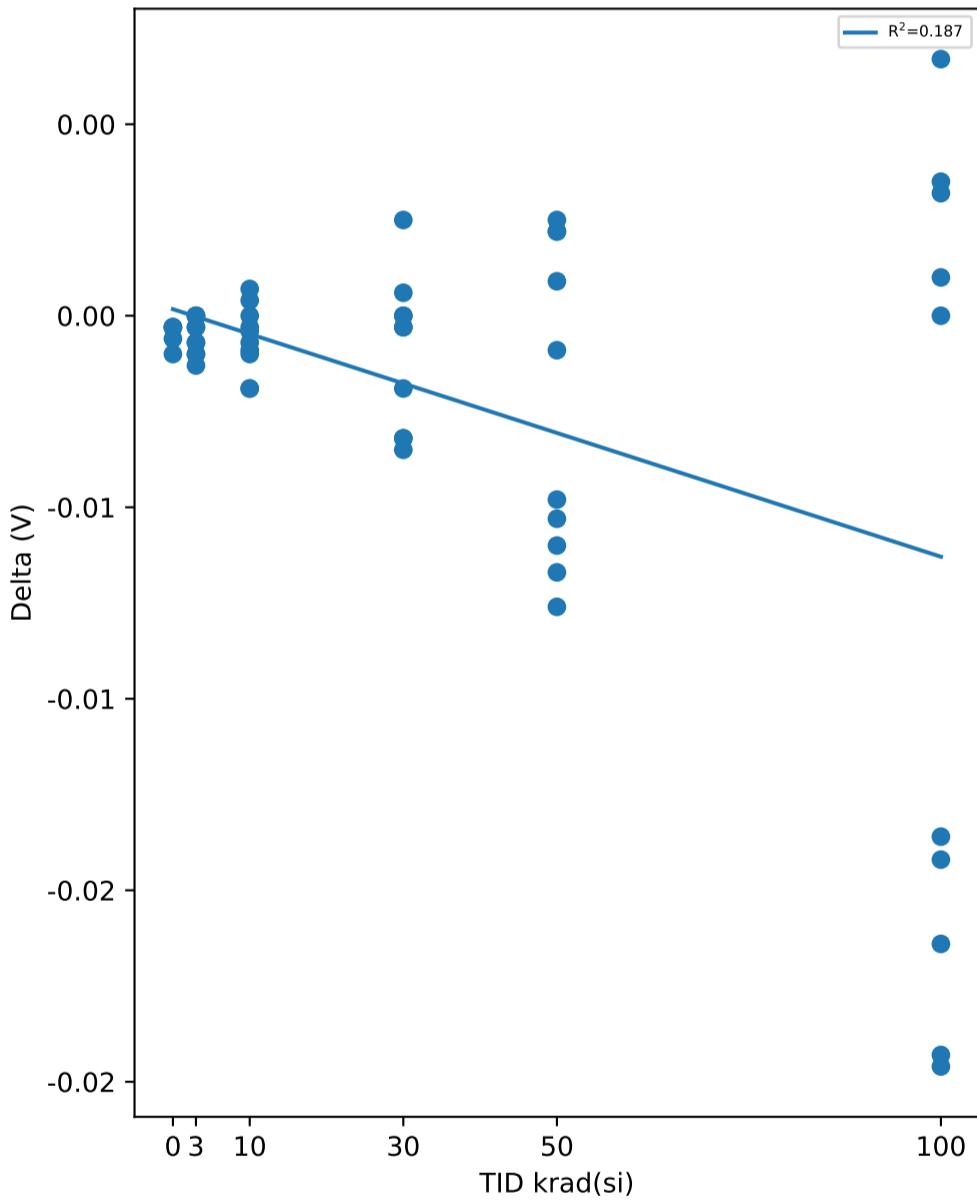
krad(si)	Pre Exposure Min	Pre Exposure Avg	Pre Exposure Max	Pre Exposure Std	Post Exposure Min	Post Exposure Avg	Post Exposure Max	Post Exposure Std	Min Delta	Avg Delta	Max Delta	Std Delta
0	0.606	0.61068	0.618	0.0047924	0.6057	0.61062	0.6184	0.0050938	-0.0004	-6e-05	0.0004	0.00031305
3	0.6018	0.60923	0.6159	0.0038181	0.6011	0.60888	0.6159	0.0040249	-0.0014	-0.00035	0.0007	0.00058926
10	0.6085	0.61166	0.6219	0.0040136	0.6064	0.61109	0.6212	0.0043393	-0.0021	-0.00057	0.0011	0.0010719
30	0.6042	0.61095	0.6184	0.0047214	0.6007	0.60985	0.6216	0.0061384	-0.0039	-0.0011	0.0032	0.002204
50	0.606	0.61275	0.618	0.00444	0.5996	0.61014	0.6201	0.0076612	-0.0085	-0.00261	0.0028	0.0043539
100	0.5989	0.61102	0.6208	0.0059859	0.5894	0.60341	0.6201	0.010917	-0.0216	-0.00761	0.007	0.011068

Device Test: 6.9 EN_VTH_FALLING(EN_UVLO_FALLING_3p3V)

TID vs Result Stats



TID vs Post - Pre Exposure Delta



Test Results (Lower Limit = 0.47, Upper Limit = 0.55 (V))

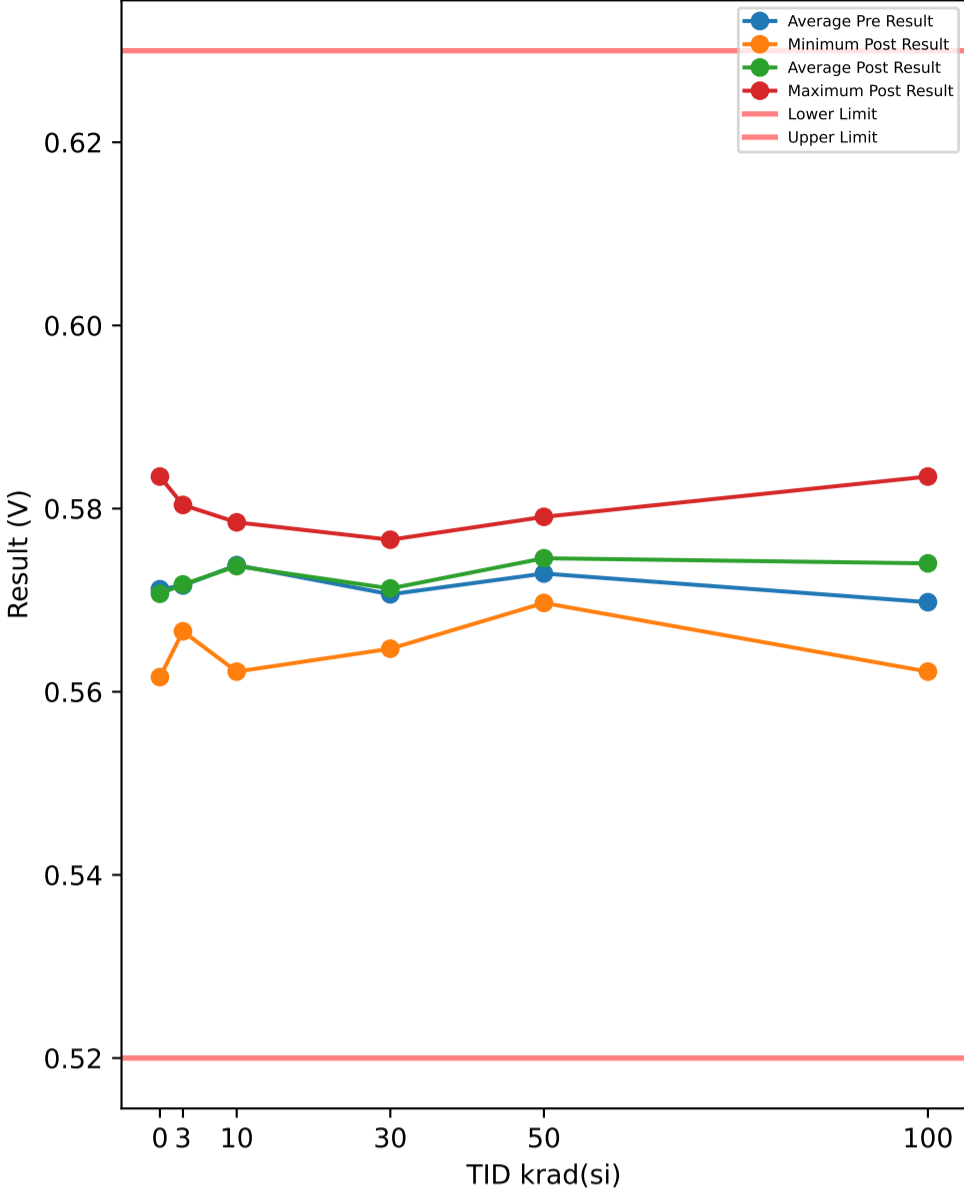
Serial #	krad(si)	Exposure Conditions	Pre Result	Post Result	Delta
1	3	7V Biased HDR	0.4977	0.4967	-0.001
2	3	7V Biased HDR	0.505	0.505	0
3	3	7V Biased HDR	0.5018	0.5008	-0.001
4	3	7V Biased HDR	0.5087	0.5087	0
5	3	7V Biased HDR	0.5075	0.5068	-0.0007
6	3	Unbiased HDR	0.5031	0.5031	0
7	3	Unbiased HDR	0.504	0.5027	-0.0013
8	3	Unbiased HDR	0.5037	0.5034	-0.0003
9	3	Unbiased HDR	0.5015	0.5008	-0.0007
10	3	Unbiased HDR	0.5015	0.5012	-0.0003
11	10	7V Biased HDR	0.5148	0.5138	-0.001
12	10	7V Biased HDR	0.504	0.5021	-0.0019
13	10	7V Biased HDR	0.5037	0.5034	-0.0003
14	10	7V Biased HDR	0.5065	0.5072	0.0007
15	10	7V Biased HDR	0.5043	0.5034	-0.0009
16	10	Unbiased HDR	0.5053	0.5046	-0.0007
17	10	Unbiased HDR	0.5031	0.5027	-0.0004
18	10	Unbiased HDR	0.5043	0.5043	0
19	10	Unbiased HDR	0.5068	0.5072	0.0004
20	10	Unbiased HDR	0.5034	0.5015	-0.0019
21	30	7V Biased HDR	0.4993	0.4961	-0.0032
22	30	7V Biased HDR	0.5103	0.51	-0.0003
23	30	7V Biased HDR	0.5059	0.5024	-0.0035
24	30	7V Biased HDR	0.5053	0.5021	-0.0032
25	30	7V Biased HDR	0.5005	0.4986	-0.0019
26	30	Unbiased HDR	0.5034	0.5031	-0.0003
27	30	Unbiased HDR	0.504	0.504	0
28	30	Unbiased HDR	0.5075	0.5075	0
29	30	Unbiased HDR	0.5034	0.504	0.0006
30	30	Unbiased HDR	0.5116	0.5141	0.0025
31	50	7V Biased HDR	0.5015	0.4955	-0.006
32	50	7V Biased HDR	0.5015	0.4967	-0.0048
33	50	7V Biased HDR	0.504	0.4964	-0.0076
34	50	7V Biased HDR	0.5072	0.5005	-0.0067
35	50	7V Biased HDR	0.5087	0.5034	-0.0053
36	50	Unbiased HDR	0.511	0.5132	0.0022
37	50	Unbiased HDR	0.5091	0.51	0.0009
38	50	Unbiased HDR	0.5103	0.5094	-0.0009
39	50	Unbiased HDR	0.5091	0.5113	0.0022
40	50	Unbiased HDR	0.5043	0.5068	0.0025
41	100	7V Biased HDR	0.5037	0.4895	-0.0142
42	100	7V Biased HDR	0.5103	0.491	-0.0193
43	100	7V Biased HDR	0.5012	0.4876	-0.0136
44	100	7V Biased HDR	0.5138	0.4974	-0.0164
45	100	7V Biased HDR	0.5043	0.4847	-0.0196
46	100	Unbiased HDR	0.5078	0.511	0.0032
47	100	Unbiased HDR	0.5024	0.5024	0
48	100	Unbiased HDR	0.5068	0.5135	0.0067
49	100	Unbiased HDR	0.4945	0.4955	0.001
50	100	Unbiased HDR	0.5056	0.5091	0.0035
51	0	Correlation	0.5062	0.5059	-0.0003
52	0	Correlation	0.504	0.5037	-0.0003
53	0	Correlation	0.5018	0.5012	-0.0006
54	0	Correlation	0.5119	0.5116	-0.0003
55	0	Correlation	0.5012	0.5002	-0.001

Test Statistics (V)

krad(si)	Pre Exposure Min	Pre Exposure Avg	Pre Exposure Max	Pre Exposure Std	Post Exposure Min	Post Exposure Avg	Post Exposure Max	Post Exposure Std	Min Delta	Avg Delta	Max Delta	Std Delta
0	0.5012	0.50502	0.5119	0.0043223	0.5002	0.50452	0.5116	0.0045384	-0.001	-0.0005	-0.0003	0.00030822
3	0.4977	0.50345	0.5087	0.0031666	0.4967	0.50292	0.5087	0.003395	-0.0013	-0.00053	0	0.00047621
10	0.5031	0.50562	0.5148	0.0034579	0.5015	0.50502	0.5138	0.0036337	-0.0019	-0.0006	0.0007	0.0008705
30	0.4993	0.50512	0.5116	0.0039089	0.4961	0.50419	0.5141	0.0052541	-0.0035	-0.00093	0.0025	0.0019574
50	0.5015	0.50667	0.511	0.0035643	0.4955	0.50432	0.5132	0.006715	-0.0076	-0.00235	0.0025	0.004111
100	0.4945	0.50504	0.5138	0.0052766	0.4847	0.49817	0.5135	0.010352	-0.0196	-0.00687	0.0067	0.010586

Device Test: 7.0 OVP_VTH_Rising(OVP_UVLO_RISING_1p5V)

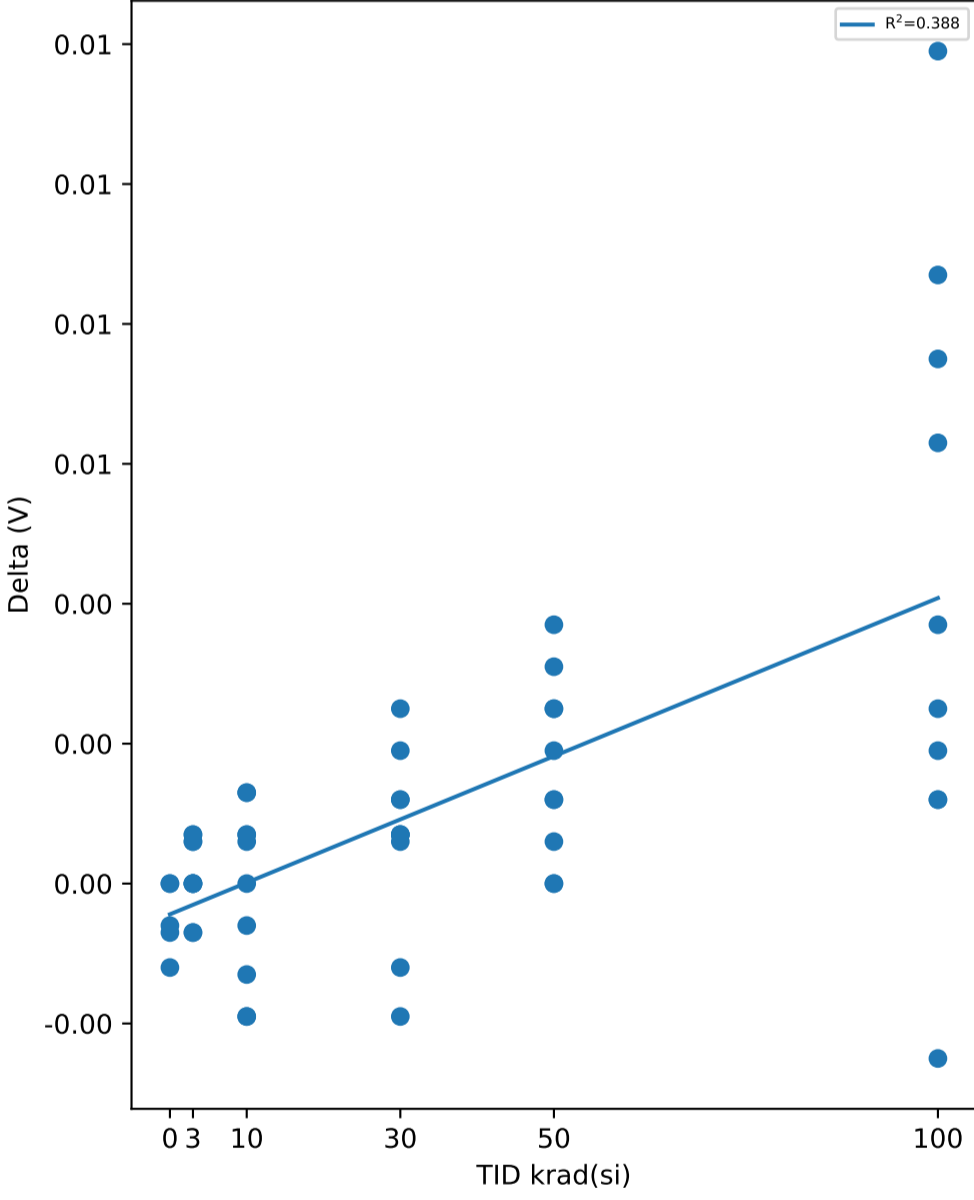
TID vs Result Stats



Test Results (Lower Limit = 0.52, Upper Limit = 0.63 (V))

Serial #	krad(si)	Exposure Conditions	Pre Result	Post Result	Delta
1	3	7V Biased HDR	0.566	0.5666	0.0006
2	3	7V Biased HDR	0.5703	0.571	0.0007
3	3	7V Biased HDR	0.5735	0.5728	-0.0007
4	3	7V Biased HDR	0.5697	0.5697	0
5	3	7V Biased HDR	0.5804	0.5804	0
6	3	Unbiased HDR	0.5685	0.5678	-0.0007
7	3	Unbiased HDR	0.5741	0.5741	0
8	3	Unbiased HDR	0.5691	0.5691	0
9	3	Unbiased HDR	0.5741	0.5747	0.0006
10	3	Unbiased HDR	0.5703	0.571	0.0007
11	10	7V Biased HDR	0.5791	0.5785	-0.0006
12	10	7V Biased HDR	0.5741	0.5747	0.0006
13	10	7V Biased HDR	0.5753	0.576	0.0007
14	10	7V Biased HDR	0.5747	0.5747	0
15	10	7V Biased HDR	0.5635	0.5622	-0.0013
16	10	Unbiased HDR	0.5728	0.5735	0.0007
17	10	Unbiased HDR	0.5678	0.5691	0.0013
18	10	Unbiased HDR	0.5797	0.5778	-0.0019
19	10	Unbiased HDR	0.5772	0.5785	0.0013
20	10	Unbiased HDR	0.5741	0.5722	-0.0019
21	30	7V Biased HDR	0.5678	0.5685	0.0007
22	30	7V Biased HDR	0.5747	0.5766	0.0019
23	30	7V Biased HDR	0.5635	0.5647	0.0012
24	30	7V Biased HDR	0.5722	0.5728	0.0006
25	30	7V Biased HDR	0.5622	0.5647	0.0025
26	30	Unbiased HDR	0.5772	0.576	-0.0012
27	30	Unbiased HDR	0.5728	0.5735	0.0007
28	30	Unbiased HDR	0.5722	0.5703	-0.0019
29	30	Unbiased HDR	0.571	0.5722	0.0012
30	30	Unbiased HDR	0.5728	0.5735	0.0007
31	50	7V Biased HDR	0.5741	0.5778	0.0037
32	50	7V Biased HDR	0.5691	0.5703	0.0012
33	50	7V Biased HDR	0.5691	0.5697	0.0006
34	50	7V Biased HDR	0.5685	0.5697	0.0012
35	50	7V Biased HDR	0.5747	0.5772	0.0025
36	50	Unbiased HDR	0.5753	0.5772	0.0019
37	50	Unbiased HDR	0.5728	0.5753	0.0025
38	50	Unbiased HDR	0.5785	0.5785	0
39	50	Unbiased HDR	0.576	0.5791	0.0031
40	50	Unbiased HDR	0.571	0.571	0
41	100	7V Biased HDR	0.566	0.5747	0.0087
42	100	7V Biased HDR	0.5772	0.5835	0.0063
43	100	7V Biased HDR	0.5647	0.5622	-0.0025
44	100	7V Biased HDR	0.571	0.5829	0.0119
45	100	7V Biased HDR	0.5653	0.5728	0.0075
46	100	Unbiased HDR	0.5741	0.5778	0.0037
47	100	Unbiased HDR	0.571	0.5722	0.0012
48	100	Unbiased HDR	0.5722	0.5747	0.0025
49	100	Unbiased HDR	0.5641	0.5653	0.0012
50	100	Unbiased HDR	0.5722	0.5741	0.0019
51	0	Correlation	0.5685	0.5678	-0.0007
52	0	Correlation	0.5728	0.5728	0
53	0	Correlation	0.5678	0.5678	0
54	0	Correlation	0.5847	0.5835	-0.0012
55	0	Correlation	0.5622	0.5616	-0.0006

TID vs Post - Pre Exposure Delta

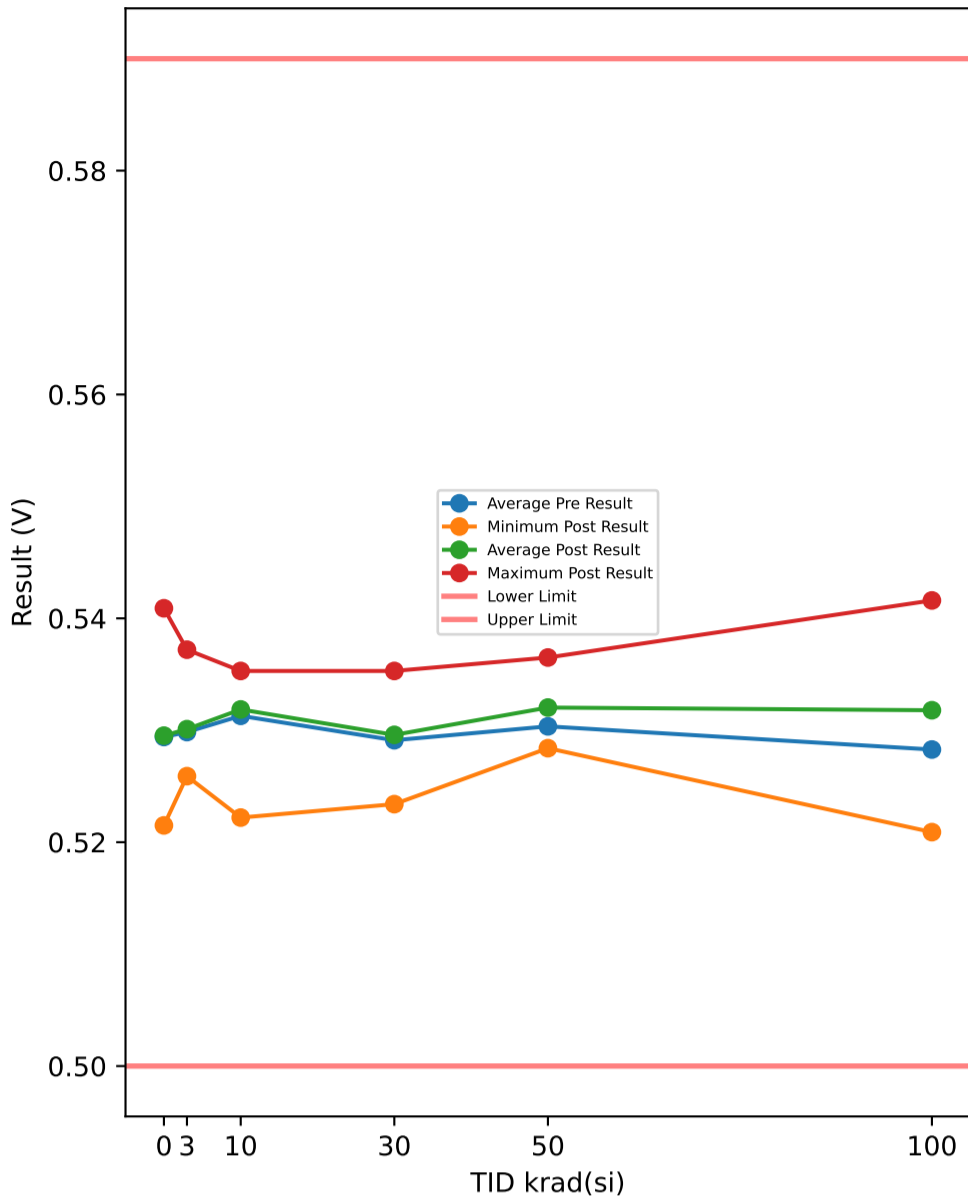


Test Statistics (V)

krad(si)	Pre Exposure Min	Pre Exposure Avg	Pre Exposure Max	Pre Exposure Std	Post Exposure Min	Post Exposure Avg	Post Exposure Max	Post Exposure Std	Min Delta	Avg Delta	Max Delta	Std Delta
0	0.5622	0.5712	0.5847	0.0084359	0.5616	0.5707	0.5835	0.0081835	-0.0012	-0.0005	0	0.0005099
3	0.566	0.5716	0.5804	0.0040519	0.5666	0.57172	0.5804	0.0040085	-0.0007	0.00012	0.0007	0.00053083
10	0.5635	0.57383	0.5797	0.0049529	0.5622	0.57372	0.5785	0.0050097	-0.0019	-0.00011	0.0013	0.0012414
30	0.5622	0.57064	0.5772	0.0047624	0.5647	0.57128	0.5766	0.0042015	-0.0019	0.00064	0.0025	0.0013134
50	0.5685	0.57291	0.5785	0.0033874	0.5697	0.57458	0.5791	0.0039324	0	0.00167	0.0037	0.0012807
100	0.5641	0.56978	0.5772	0.0044825	0.5622	0.57402	0.5835	0.006704	-0.0025	0.00424	0.0119	0.0042966

Device Test: 7.1 OVP_VTH_Falling(OVP_UVLO_FALLING_1p5V)

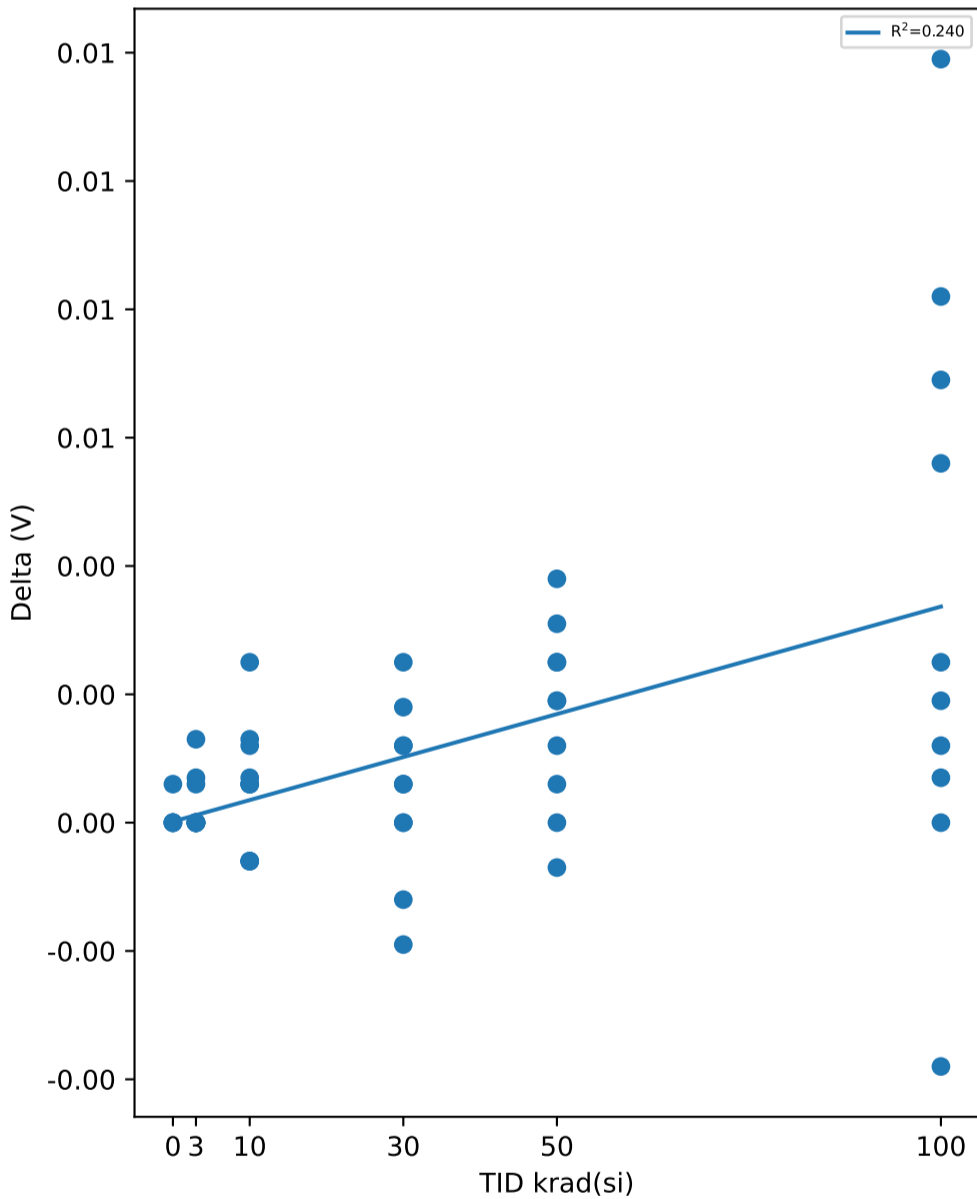
TID vs Result Stats



Test Results (Lower Limit = 0.5, Upper Limit = 0.59 (V))

Serial #	krad(si)	Exposure Conditions	Pre Result	Post Result	Delta
1	3	7V Biased HDR	0.5259	0.5259	0
2	3	7V Biased HDR	0.529	0.5297	0.0007
3	3	7V Biased HDR	0.5303	0.5303	0
4	3	7V Biased HDR	0.529	0.529	0
5	3	7V Biased HDR	0.5372	0.5372	0
6	3	Unbiased HDR	0.5272	0.5272	0
7	3	Unbiased HDR	0.5309	0.5315	0.0006
8	3	Unbiased HDR	0.529	0.529	0
9	3	Unbiased HDR	0.5315	0.5315	0
10	3	Unbiased HDR	0.5284	0.5297	0.0013
11	10	7V Biased HDR	0.5353	0.5347	-0.0006
12	10	7V Biased HDR	0.5328	0.5334	0.0006
13	10	7V Biased HDR	0.5328	0.5334	0.0006
14	10	7V Biased HDR	0.5315	0.5322	0.0007
15	10	7V Biased HDR	0.5228	0.5222	-0.0006
16	10	Unbiased HDR	0.5297	0.5322	0.0025
17	10	Unbiased HDR	0.5278	0.529	0.0012
18	10	Unbiased HDR	0.5359	0.5353	-0.0006
19	10	Unbiased HDR	0.5334	0.5347	0.0013
20	10	Unbiased HDR	0.5309	0.5315	0.0006
21	30	7V Biased HDR	0.5284	0.5284	0
22	30	7V Biased HDR	0.5328	0.5353	0.0025
23	30	7V Biased HDR	0.5228	0.5234	0.0006
24	30	7V Biased HDR	0.5309	0.5315	0.0006
25	30	7V Biased HDR	0.5228	0.524	0.0012
26	30	Unbiased HDR	0.5334	0.5322	-0.0012
27	30	Unbiased HDR	0.5297	0.5297	0
28	30	Unbiased HDR	0.5309	0.529	-0.0019
29	30	Unbiased HDR	0.5297	0.5315	0.0018
30	30	Unbiased HDR	0.5297	0.5309	0.0012
31	50	7V Biased HDR	0.5309	0.534	0.0031
32	50	7V Biased HDR	0.5278	0.5284	0.0006
33	50	7V Biased HDR	0.529	0.529	0
34	50	7V Biased HDR	0.5272	0.5284	0.0012
35	50	7V Biased HDR	0.5309	0.5347	0.0038
36	50	Unbiased HDR	0.5315	0.5334	0.0019
37	50	Unbiased HDR	0.5303	0.5322	0.0019
38	50	Unbiased HDR	0.534	0.5365	0.0025
39	50	Unbiased HDR	0.5322	0.5347	0.0025
40	50	Unbiased HDR	0.5297	0.529	-0.0007
41	100	7V Biased HDR	0.5265	0.5334	0.0069
42	100	7V Biased HDR	0.5334	0.5416	0.0082
43	100	7V Biased HDR	0.5247	0.5209	-0.0038
44	100	7V Biased HDR	0.529	0.5409	0.0119
45	100	7V Biased HDR	0.5259	0.5315	0.0056
46	100	Unbiased HDR	0.5309	0.5334	0.0025
47	100	Unbiased HDR	0.5278	0.5297	0.0019
48	100	Unbiased HDR	0.5309	0.5309	0
49	100	Unbiased HDR	0.524	0.5247	0.0007
50	100	Unbiased HDR	0.5297	0.5309	0.0012
51	0	Correlation	0.5265	0.5265	0
52	0	Correlation	0.5315	0.5315	0
53	0	Correlation	0.5272	0.5272	0
54	0	Correlation	0.5403	0.5409	0.0006
55	0	Correlation	0.5215	0.5215	0

TID vs Post - Pre Exposure Delta

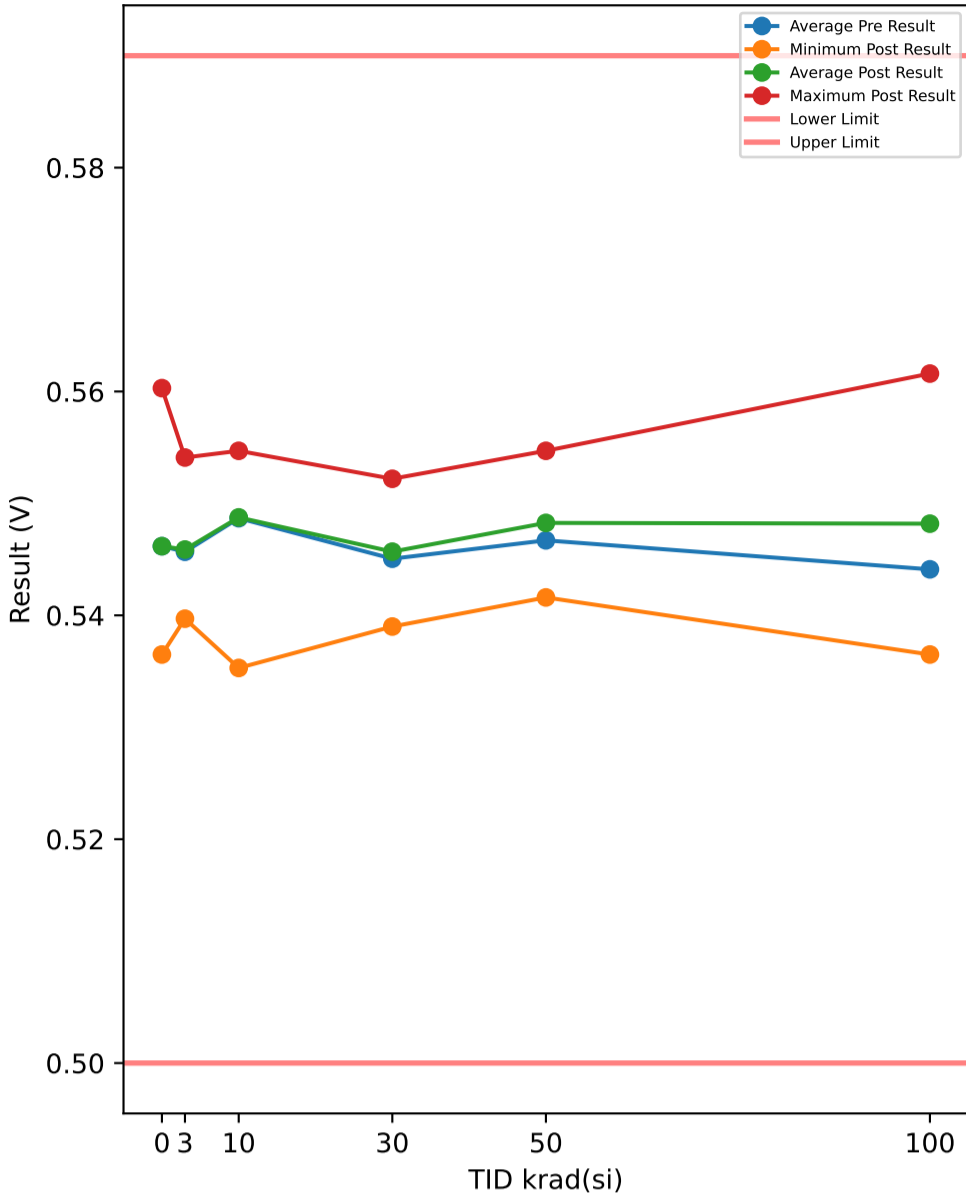


Test Statistics (V)

krad(si)	Pre Exposure Min	Pre Exposure Avg	Pre Exposure Max	Pre Exposure Std	Post Exposure Min	Post Exposure Avg	Post Exposure Max	Post Exposure Std	Min Delta	Avg Delta	Max Delta	Std Delta
0	0.5215	0.5294	0.5403	0.0070512	0.5215	0.52952	0.5409	0.0072844	0	0.00012	0.0006	0.00026833
3	0.5259	0.52984	0.5372	0.0030722	0.5259	0.5301	0.5372	0.0030397	0	0.00026	0.0013	0.00045509
10	0.5228	0.53129	0.5359	0.0038489	0.5222	0.53186	0.5353	0.0038667	-0.0006	0.00057	0.0025	0.00098776
30	0.5228	0.52911	0.5334	0.0036455	0.5234	0.52959	0.5353	0.003648	-0.0019	0.00048	0.0025	0.0013265
50	0.5272	0.53035	0.534	0.002037	0.5284	0.53203	0.5365	0.0030685	-0.0007	0.00168	0.0038	0.0014078
100	0.524	0.52828	0.5334	0.0030309	0.5209	0.53179	0.5416	0.0063185	-0.0038	0.00351	0.0119	0.0046049

Device Test: 7.10 OVP_VTH_Falling(OVP_UVLO_FALLING_5V)

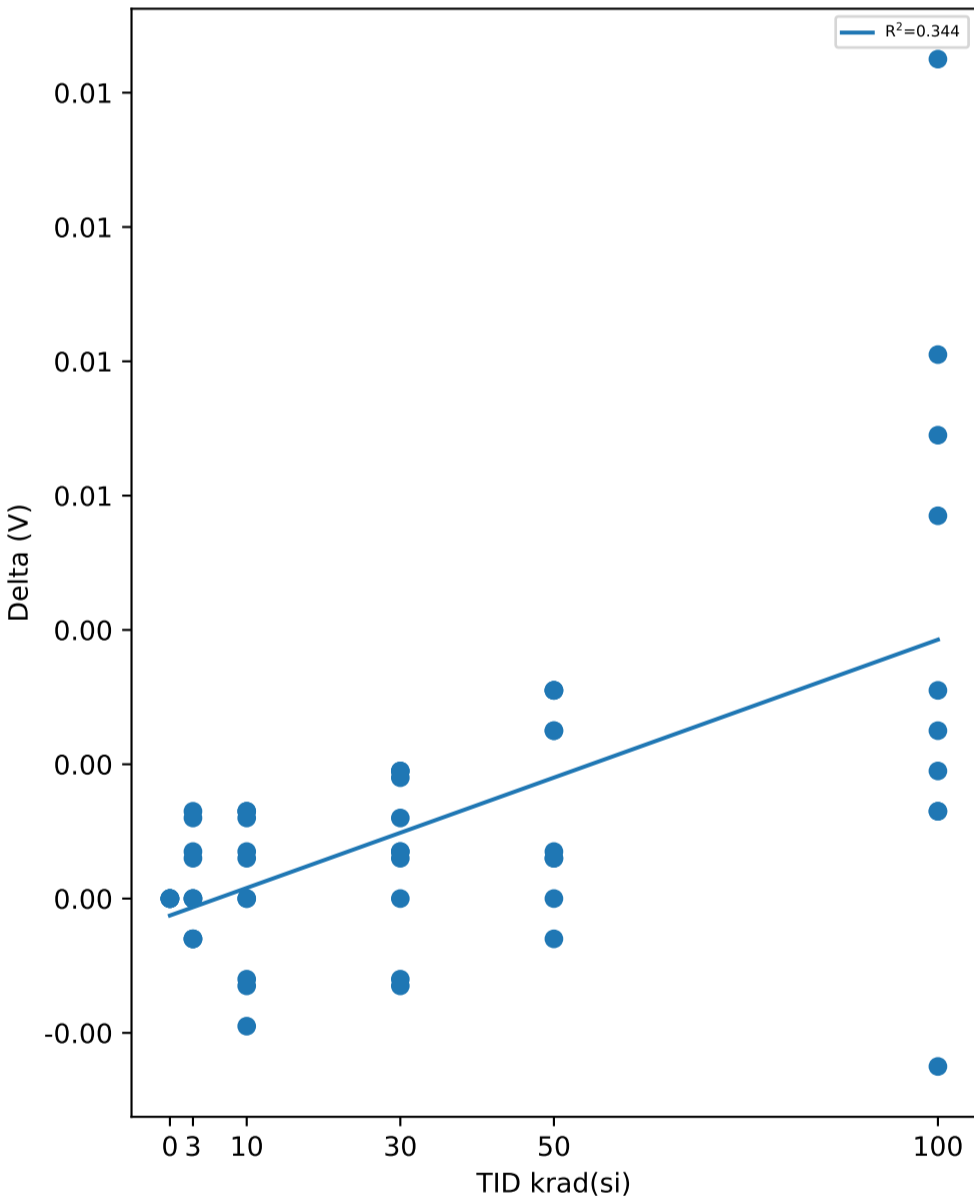
TID vs Result Stats



Test Results (Lower Limit = 0.5, Upper Limit = 0.59 (V))

Serial #	krad(si)	Exposure Conditions	Pre Result	Post Result	Delta
1	3	7V Biased HDR	0.5403	0.5397	-0.0006
2	3	7V Biased HDR	0.5447	0.5459	0.0012
3	3	7V Biased HDR	0.5478	0.5472	-0.0006
4	3	7V Biased HDR	0.5447	0.5453	0.0006
5	3	7V Biased HDR	0.5547	0.5541	-0.0006
6	3	Unbiased HDR	0.5422	0.5422	0
7	3	Unbiased HDR	0.5484	0.5484	0
8	3	Unbiased HDR	0.5428	0.5428	0
9	3	Unbiased HDR	0.5484	0.5491	0.0007
10	3	Unbiased HDR	0.5428	0.5441	0.0013
11	10	7V Biased HDR	0.5547	0.5547	0
12	10	7V Biased HDR	0.5478	0.5491	0.0013
13	10	7V Biased HDR	0.5522	0.5528	0.0006
14	10	7V Biased HDR	0.5484	0.5491	0.0007
15	10	7V Biased HDR	0.5365	0.5353	-0.0012
16	10	Unbiased HDR	0.5478	0.5478	0
17	10	Unbiased HDR	0.5422	0.5434	0.0012
18	10	Unbiased HDR	0.5547	0.5534	-0.0013
19	10	Unbiased HDR	0.5528	0.5541	0.0013
20	10	Unbiased HDR	0.5497	0.5478	-0.0019
21	30	7V Biased HDR	0.5416	0.5416	0
22	30	7V Biased HDR	0.5478	0.5497	0.0019
23	30	7V Biased HDR	0.5378	0.539	0.0012
24	30	7V Biased HDR	0.5459	0.5466	0.0007
25	30	7V Biased HDR	0.5372	0.539	0.0018
26	30	Unbiased HDR	0.5534	0.5522	-0.0012
27	30	Unbiased HDR	0.5466	0.5472	0.0006
28	30	Unbiased HDR	0.5466	0.5453	-0.0013
29	30	Unbiased HDR	0.5453	0.5472	0.0019
30	30	Unbiased HDR	0.5484	0.5491	0.0007
31	50	7V Biased HDR	0.5497	0.5528	0.0031
32	50	7V Biased HDR	0.5447	0.5453	0.0006
33	50	7V Biased HDR	0.5416	0.5422	0.0006
34	50	7V Biased HDR	0.5409	0.5416	0.0007
35	50	7V Biased HDR	0.5466	0.5491	0.0025
36	50	Unbiased HDR	0.5497	0.5522	0.0025
37	50	Unbiased HDR	0.5466	0.5497	0.0031
38	50	Unbiased HDR	0.5528	0.5522	-0.0006
39	50	Unbiased HDR	0.5516	0.5547	0.0031
40	50	Unbiased HDR	0.5428	0.5428	0
41	100	7V Biased HDR	0.5422	0.5503	0.0081
42	100	7V Biased HDR	0.5559	0.5616	0.0057
43	100	7V Biased HDR	0.539	0.5365	-0.0025
44	100	7V Biased HDR	0.5459	0.5584	0.0125
45	100	7V Biased HDR	0.5378	0.5447	0.0069
46	100	Unbiased HDR	0.5478	0.5497	0.0019
47	100	Unbiased HDR	0.5434	0.5447	0.0013
48	100	Unbiased HDR	0.5441	0.5472	0.0031
49	100	Unbiased HDR	0.5384	0.5397	0.0013
50	100	Unbiased HDR	0.5466	0.5491	0.0025
51	0	Correlation	0.5422	0.5422	0
52	0	Correlation	0.5497	0.5497	0
53	0	Correlation	0.5422	0.5422	0
54	0	Correlation	0.5603	0.5603	0
55	0	Correlation	0.5365	0.5365	0

TID vs Post - Pre Exposure Delta

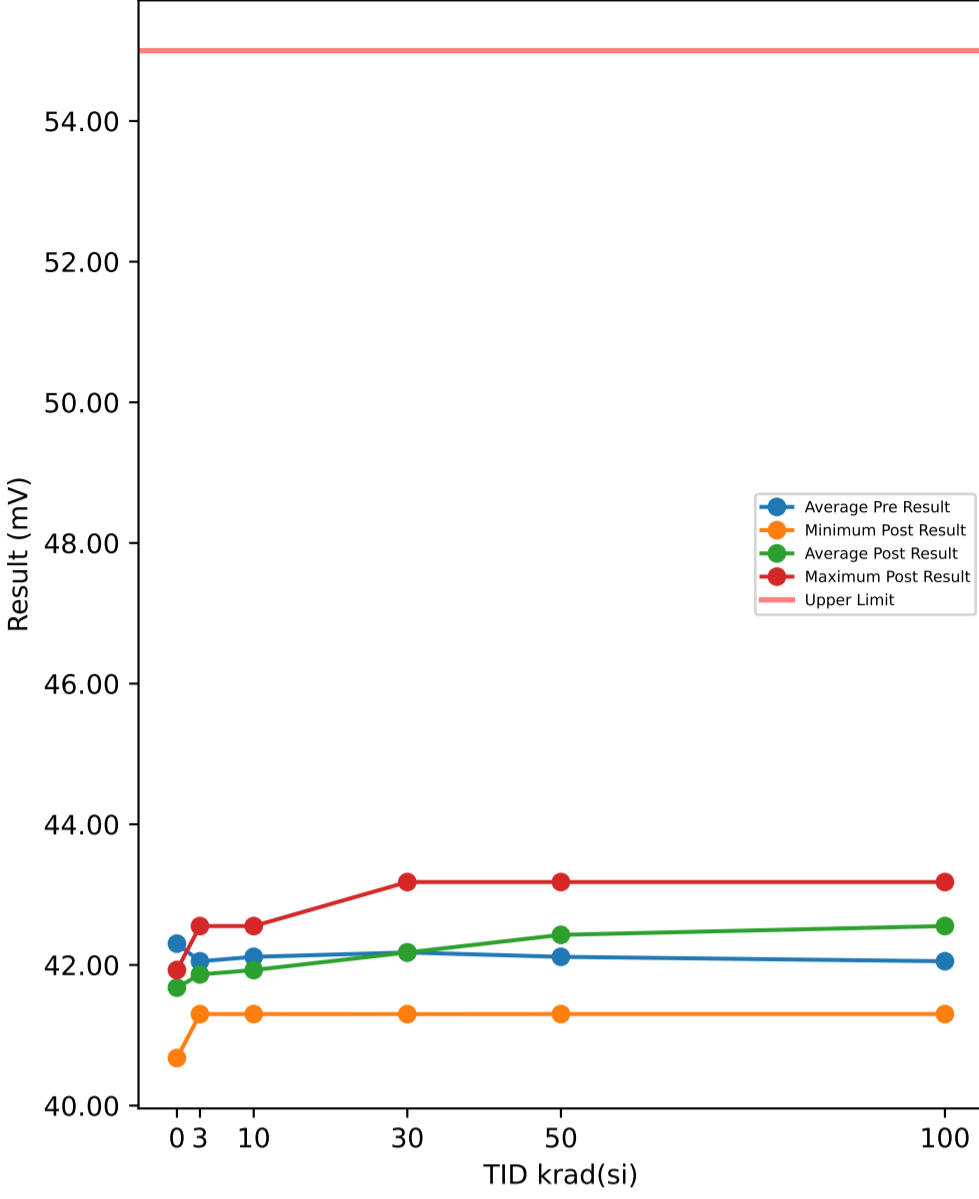


Test Statistics (V)

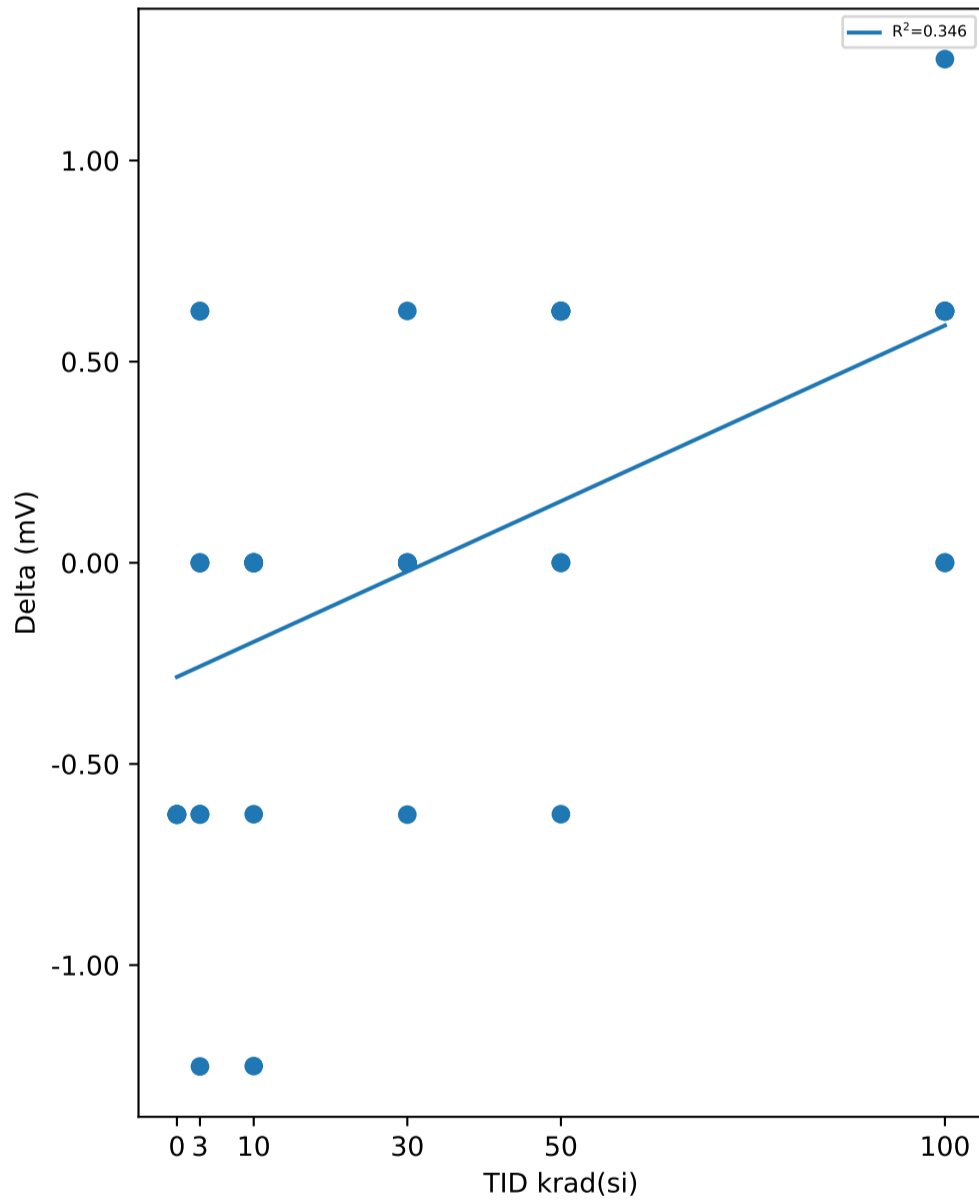
krad(si)	Pre Exposure Min	Pre Exposure Avg	Pre Exposure Max	Pre Exposure Std	Post Exposure Min	Post Exposure Avg	Post Exposure Max	Post Exposure Std	Min Delta	Avg Delta	Max Delta	Std Delta
0	0.5365	0.54618	0.5603	0.0091808	0.5365	0.54618	0.5603	0.0091808	0	0	0	0
3	0.5403	0.54568	0.5547	0.0042192	0.5397	0.54588	0.5541	0.0040928	-0.0006	0.0002	0.0013	0.00071957
10	0.5365	0.54868	0.5547	0.0057238	0.5353	0.54875	0.5547	0.0059032	-0.0019	7e-05	0.0013	0.0011719
30	0.5372	0.54506	0.5534	0.0049462	0.539	0.54569	0.5522	0.0044953	-0.0013	0.00063	0.0019	0.0011738
50	0.5409	0.5467	0.5528	0.0041913	0.5416	0.54826	0.5547	0.004894	-0.0006	0.00156	0.0031	0.0014362
100	0.5378	0.54411	0.5559	0.0054233	0.5365	0.54819	0.5616	0.0076428	-0.0025	0.00408	0.0125	0.0042765

Device Test: 7.11 OVP_HYST(OVP_UVLO_HYSTERESIS_5V)

TID vs Result Stats



TID vs Post - Pre Exposure Delta



Test Results (Upper Limit = 55.0 (mV))

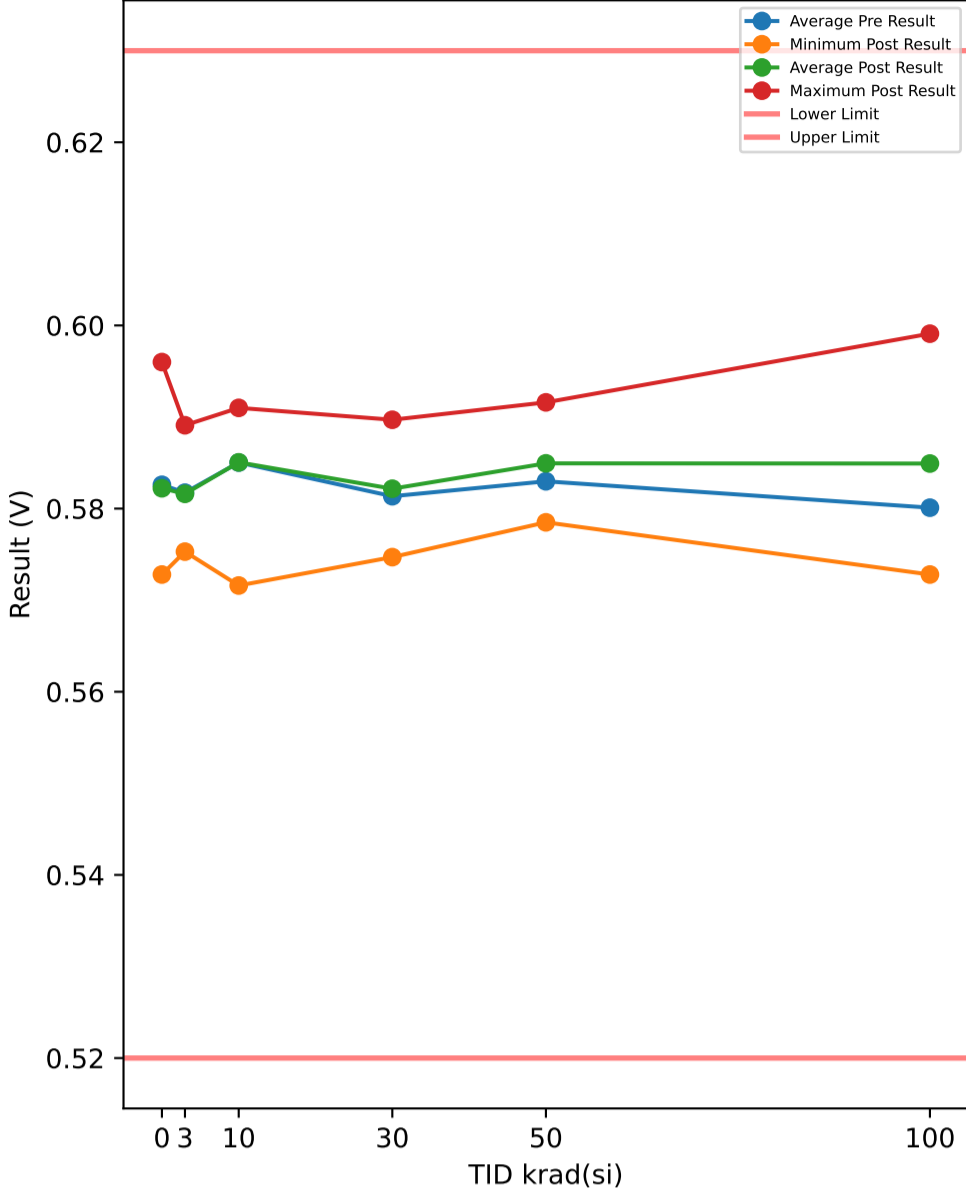
Serial #	krad(si)	Exposure Conditions	Pre Result	Post Result	Delta
1	3	7V Biased HDR	41.302	41.927	0.625
2	3	7V Biased HDR	42.553	41.928	-0.625
3	3	7V Biased HDR	41.927	42.553	0.626
4	3	7V Biased HDR	42.553	41.301	-1.252
5	3	7V Biased HDR	41.302	41.301	-0.001
6	3	Unbiased HDR	42.553	41.927	-0.626
7	3	Unbiased HDR	41.927	41.927	0
8	3	Unbiased HDR	41.927	41.927	0
9	3	Unbiased HDR	41.301	41.302	0.001
10	3	Unbiased HDR	43.178	42.553	-0.625
11	10	7V Biased HDR	41.928	41.928	0
12	10	7V Biased HDR	43.179	41.928	-1.251
13	10	7V Biased HDR	41.302	41.302	0
14	10	7V Biased HDR	42.553	41.928	-0.625
15	10	7V Biased HDR	41.927	41.928	0.001
16	10	Unbiased HDR	41.927	41.927	0
17	10	Unbiased HDR	41.301	41.302	0.001
18	10	Unbiased HDR	41.928	41.927	-0.001
19	10	Unbiased HDR	42.553	42.553	0
20	10	Unbiased HDR	42.553	42.553	0
21	30	7V Biased HDR	41.927	41.927	0
22	30	7V Biased HDR	42.553	42.553	0
23	30	7V Biased HDR	42.553	41.927	-0.626
24	30	7V Biased HDR	41.928	41.928	0
25	30	7V Biased HDR	41.302	41.301	-0.001
26	30	Unbiased HDR	43.179	43.179	0
27	30	Unbiased HDR	42.553	42.553	0
28	30	Unbiased HDR	42.553	42.553	0
29	30	Unbiased HDR	41.301	41.927	0.626
30	30	Unbiased HDR	41.927	41.928	0.001
31	50	7V Biased HDR	42.553	43.179	0.626
32	50	7V Biased HDR	41.927	42.553	0.626
33	50	7V Biased HDR	41.302	41.927	0.625
34	50	7V Biased HDR	41.928	42.553	0.625
35	50	7V Biased HDR	42.553	42.554	0.001
36	50	Unbiased HDR	42.553	41.928	-0.625
37	50	Unbiased HDR	41.302	41.302	0
38	50	Unbiased HDR	42.553	43.179	0.626
39	50	Unbiased HDR	41.928	41.928	0
40	50	Unbiased HDR	42.553	43.178	0.625
41	100	7V Biased HDR	41.301	41.302	0.001
42	100	7V Biased HDR	41.927	42.553	0.626
43	100	7V Biased HDR	41.301	42.553	1.252
44	100	7V Biased HDR	42.554	43.179	0.625
45	100	7V Biased HDR	41.928	42.553	0.625
46	100	Unbiased HDR	42.553	42.553	0
47	100	Unbiased HDR	41.928	42.553	0.625
48	100	Unbiased HDR	42.553	43.179	0.626
49	100	Unbiased HDR	41.302	41.927	0.625
50	100	Unbiased HDR	43.179	43.179	0
51	0	Correlation	42.553	41.927	-0.626
52	0	Correlation	42.553	41.928	-0.625
53	0	Correlation	41.301	40.676	-0.625
54	0	Correlation	42.554	41.928	-0.626
55	0	Correlation	42.553	41.927	-0.626

Test Statistics (mV)

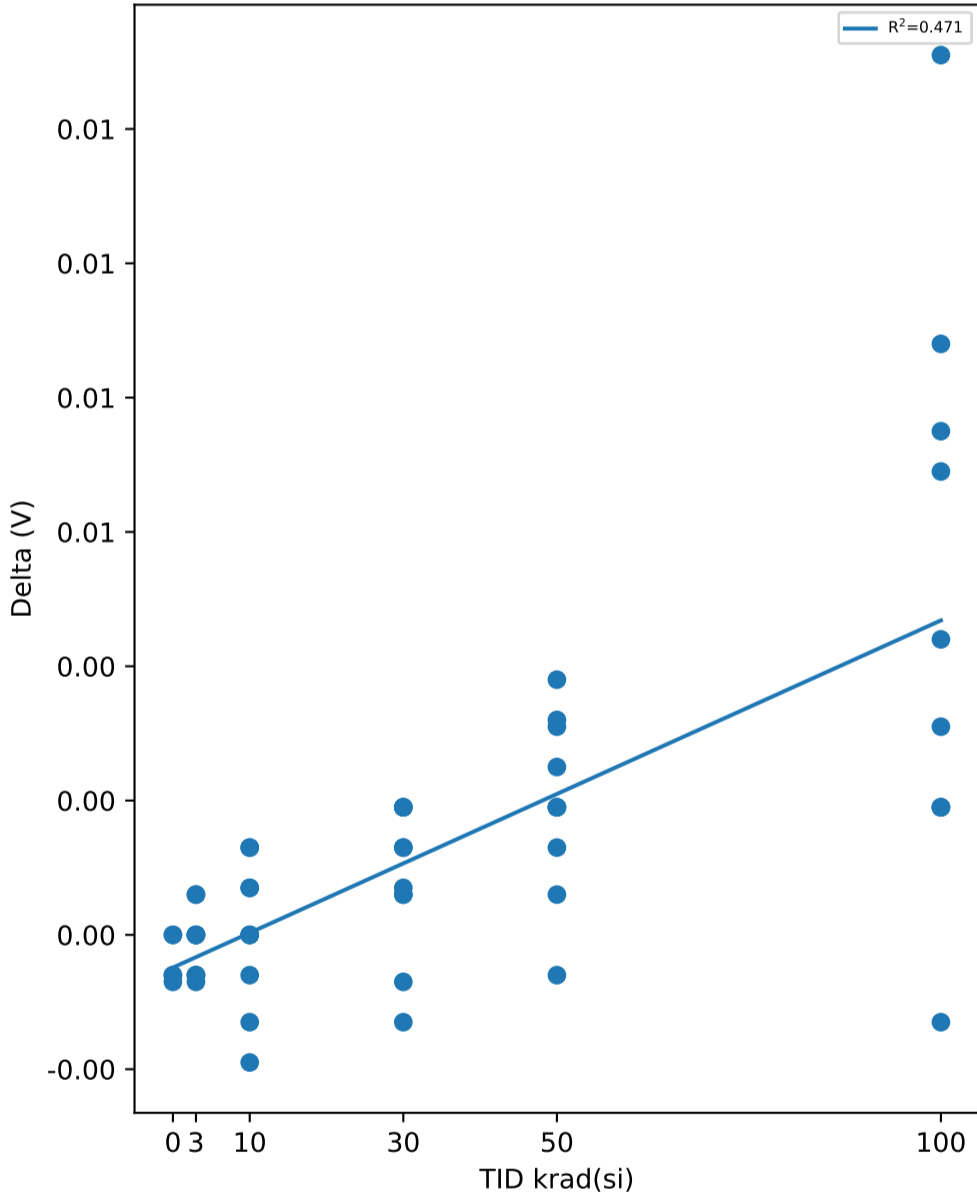
krad(si)	Pre Exposure Min	Pre Exposure Avg	Pre Exposure Max	Pre Exposure Std	Post Exposure Min	Post Exposure Avg	Post Exposure Max	Post Exposure Std	Min Delta	Avg Delta	Max Delta	Std Delta
0	41.301	42.303	42.554	0.56002	40.676	41.677	41.928	0.55969	-0.626	-0.6256	-0.625	0.00054772
3	41.301	42.052	43.178	0.64608	41.301	41.865	42.553	0.46178	-1.252	-0.1877	0.626	0.59356
10	41.301	42.115	43.179	0.59365	41.302	41.928	42.553	0.417	-1.251	-0.1875	0.001	0.42217
30	41.301	42.178	43.179	0.60457	41.301	42.178	43.179	0.52778	-0.626	0	0.626	0.2951
50	41.302	42.115	42.553	0.51494	41.302	42.428	43.179	0.64606	-0.625	0.3129	0.626	0.4421
100	41.301	42.053	43.179	0.64644	41.302	42.553	43.179	0.58996	0	0.5005	1.252	0.39564

Device Test: 7.12 OVP_VTH_Rising(OVP_UVLO_RISING_7V)

TID vs Result Stats



TID vs Post - Pre Exposure Delta



Test Results (Lower Limit = 0.52, Upper Limit = 0.63 (V))

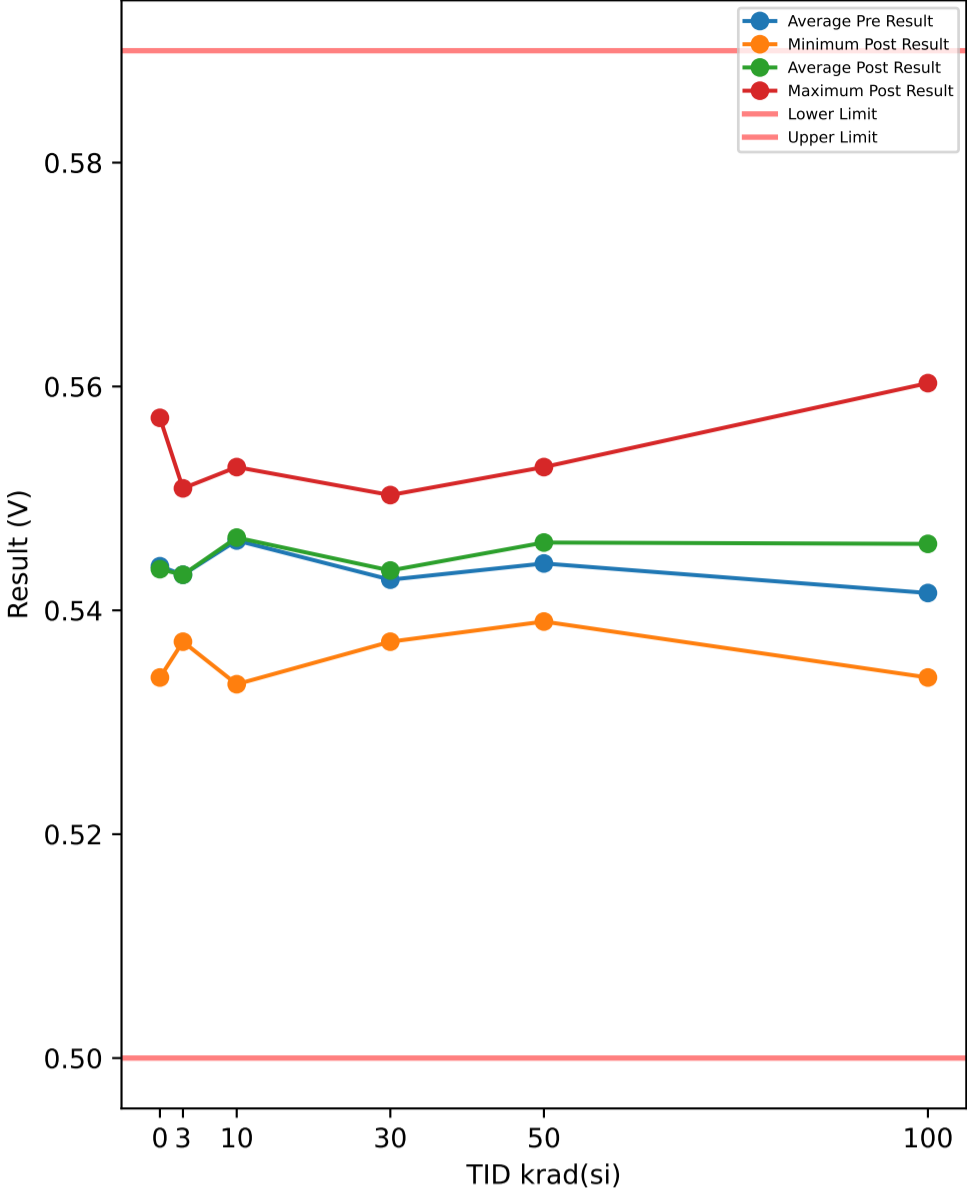
Serial #	krad(si)	Exposure Conditions	Pre Result	Post Result	Delta
1	3	7V Biased HDR	0.576	0.5753	-0.0007
2	3	7V Biased HDR	0.581	0.5816	0.0006
3	3	7V Biased HDR	0.5835	0.5829	-0.0006
4	3	7V Biased HDR	0.5816	0.581	-0.0006
5	3	7V Biased HDR	0.5897	0.5891	-0.0006
6	3	Unbiased HDR	0.5785	0.5785	0
7	3	Unbiased HDR	0.5841	0.5841	0
8	3	Unbiased HDR	0.5791	0.5791	0
9	3	Unbiased HDR	0.5835	0.5841	0.0006
10	3	Unbiased HDR	0.5804	0.5804	0
11	10	7V Biased HDR	0.591	0.591	0
12	10	7V Biased HDR	0.5847	0.5854	0.0007
13	10	7V Biased HDR	0.5885	0.5885	0
14	10	7V Biased HDR	0.5847	0.5854	0.0007
15	10	7V Biased HDR	0.5722	0.5716	-0.0006
16	10	Unbiased HDR	0.5841	0.5841	0
17	10	Unbiased HDR	0.5778	0.5791	0.0013
18	10	Unbiased HDR	0.591	0.5897	-0.0013
19	10	Unbiased HDR	0.5897	0.591	0.0013
20	10	Unbiased HDR	0.5866	0.5847	-0.0019
21	30	7V Biased HDR	0.5772	0.5778	0.0006
22	30	7V Biased HDR	0.5841	0.586	0.0019
23	30	7V Biased HDR	0.5747	0.576	0.0013
24	30	7V Biased HDR	0.5816	0.5829	0.0013
25	30	7V Biased HDR	0.5728	0.5747	0.0019
26	30	Unbiased HDR	0.5904	0.5897	-0.0007
27	30	Unbiased HDR	0.5835	0.5841	0.0006
28	30	Unbiased HDR	0.5835	0.5822	-0.0013
29	30	Unbiased HDR	0.581	0.5829	0.0019
30	30	Unbiased HDR	0.5847	0.5854	0.0007
31	50	7V Biased HDR	0.5866	0.5904	0.0038
32	50	7V Biased HDR	0.5816	0.5829	0.0013
33	50	7V Biased HDR	0.5766	0.5785	0.0019
34	50	7V Biased HDR	0.5766	0.5785	0.0019
35	50	7V Biased HDR	0.5829	0.5854	0.0025
36	50	Unbiased HDR	0.586	0.5879	0.0019
37	50	Unbiased HDR	0.5822	0.5854	0.0032
38	50	Unbiased HDR	0.5897	0.5891	-0.0006
39	50	Unbiased HDR	0.5885	0.5916	0.0031
40	50	Unbiased HDR	0.5791	0.5797	0.0006
41	100	7V Biased HDR	0.5778	0.5866	0.0088
42	100	7V Biased HDR	0.5922	0.5991	0.0069
43	100	7V Biased HDR	0.5741	0.5728	-0.0013
44	100	7V Biased HDR	0.5829	0.596	0.0131
45	100	7V Biased HDR	0.5735	0.581	0.0075
46	100	Unbiased HDR	0.5841	0.586	0.0019
47	100	Unbiased HDR	0.5791	0.581	0.0019
48	100	Unbiased HDR	0.5797	0.5841	0.0044
49	100	Unbiased HDR	0.5741	0.576	0.0019
50	100	Unbiased HDR	0.5835	0.5866	0.0031
51	0	Correlation	0.5785	0.5785	0
52	0	Correlation	0.5872	0.5866	-0.0006
53	0	Correlation	0.5778	0.5772	-0.0006
54	0	Correlation	0.596	0.596	0
55	0	Correlation	0.5735	0.5728	-0.0007

Test Statistics (V)

krad(si)	Pre Exposure Min	Pre Exposure Avg	Pre Exposure Max	Pre Exposure Std	Post Exposure Min	Post Exposure Avg	Post Exposure Max	Post Exposure Std	Min Delta	Avg Delta	Max Delta	Std Delta
0	0.5735	0.5826	0.596	0.0089914	0.5728	0.58222	0.596	0.0091767	-0.0007	-0.00038	0	0.00034928
3	0.576	0.58174	0.5897	0.0037698	0.5753	0.58161	0.5891	0.0037681	-0.0007	-0.00013	0.0006	0.00048546
10	0.5722	0.58503	0.591	0.0060144	0.5716	0.58505	0.591	0.0059806	-0.0019	2e-05	0.0013	0.0010549
30	0.5728	0.58135	0.5904	0.0052139	0.5747	0.58217	0.5897	0.0047089	-0.0013	0.00082	0.0019	0.0010993
50	0.5766	0.58298	0.5897	0.0046766	0.5785	0.58494	0.5916	0.0048902	-0.0006	0.00196	0.0038	0.0013066
100	0.5735	0.5801	0.5922	0.0058101	0.5728	0.58492	0.5991	0.0080864	-0.0013	0.00482	0.0131	0.0042436

Device Test: 7.13 OVP_VTH_Falling(OVP_UVLO_FALLING_7V)

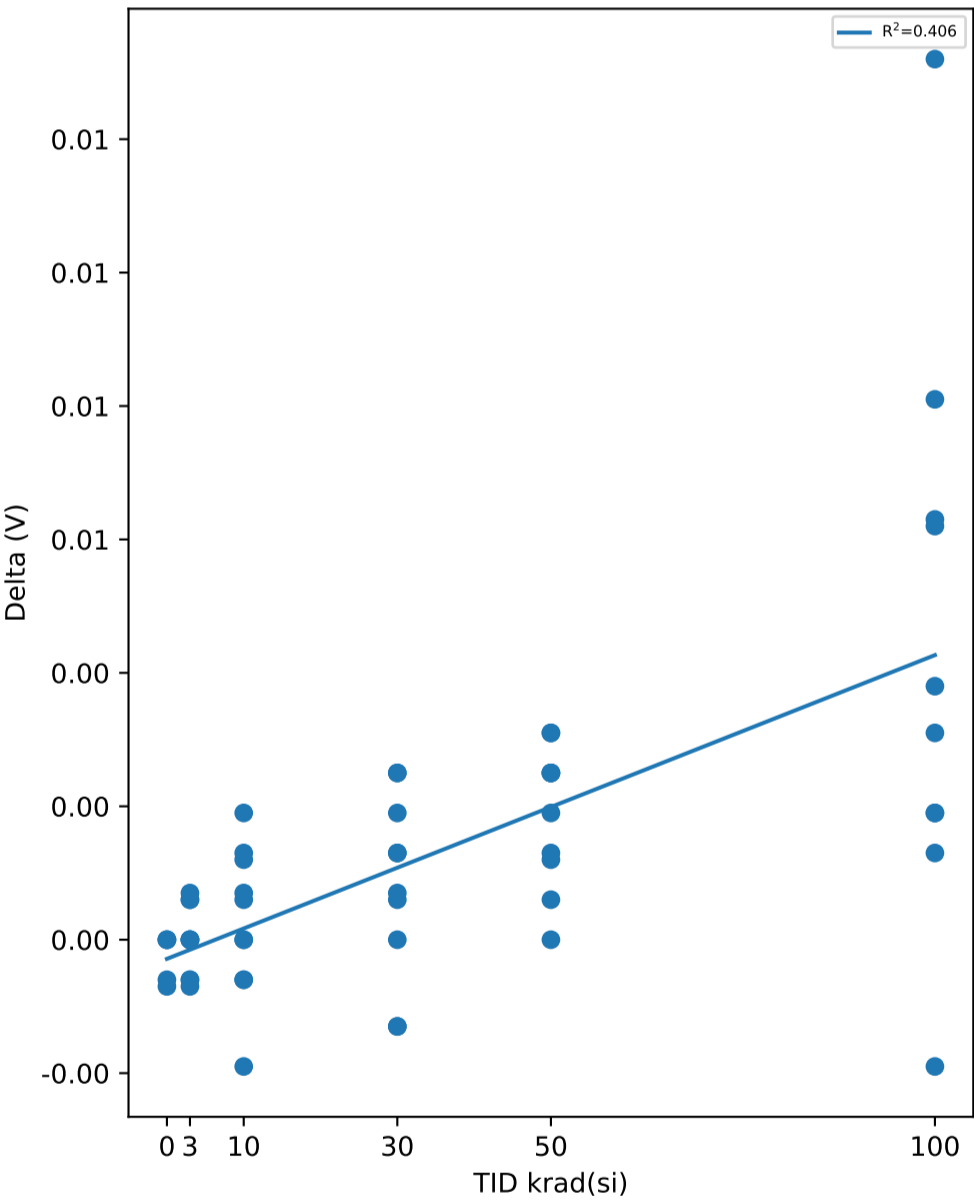
TID vs Result Stats



Test Results (Lower Limit = 0.5, Upper Limit = 0.59 (V))

Serial #	krad(si)	Exposure Conditions	Pre Result	Post Result	Delta
1	3	7V Biased HDR	0.5378	0.5372	-0.0006
2	3	7V Biased HDR	0.5428	0.5434	0.0006
3	3	7V Biased HDR	0.5447	0.5441	-0.0006
4	3	7V Biased HDR	0.5428	0.5428	0
5	3	7V Biased HDR	0.5516	0.5509	-0.0007
6	3	Unbiased HDR	0.5397	0.5397	0
7	3	Unbiased HDR	0.5453	0.5459	0.0006
8	3	Unbiased HDR	0.5403	0.5403	0
9	3	Unbiased HDR	0.5459	0.5459	0
10	3	Unbiased HDR	0.5409	0.5416	0.0007
11	10	7V Biased HDR	0.5528	0.5528	0
12	10	7V Biased HDR	0.5447	0.5466	0.0019
13	10	7V Biased HDR	0.5503	0.5509	0.0006
14	10	7V Biased HDR	0.5459	0.5466	0.0007
15	10	7V Biased HDR	0.534	0.5334	-0.0006
16	10	Unbiased HDR	0.5453	0.5453	0
17	10	Unbiased HDR	0.5397	0.5409	0.0012
18	10	Unbiased HDR	0.5522	0.5516	-0.0006
19	10	Unbiased HDR	0.5503	0.5516	0.0013
20	10	Unbiased HDR	0.5472	0.5453	-0.0019
21	30	7V Biased HDR	0.539	0.539	0
22	30	7V Biased HDR	0.5453	0.5478	0.0025
23	30	7V Biased HDR	0.5359	0.5372	0.0013
24	30	7V Biased HDR	0.5434	0.5447	0.0013
25	30	7V Biased HDR	0.5347	0.5372	0.0025
26	30	Unbiased HDR	0.5516	0.5503	-0.0013
27	30	Unbiased HDR	0.5447	0.5453	0.0006
28	30	Unbiased HDR	0.5441	0.5428	-0.0013
29	30	Unbiased HDR	0.5428	0.5447	0.0019
30	30	Unbiased HDR	0.5459	0.5466	0.0007
31	50	7V Biased HDR	0.5478	0.5503	0.0025
32	50	7V Biased HDR	0.5422	0.5441	0.0019
33	50	7V Biased HDR	0.539	0.5403	0.0013
34	50	7V Biased HDR	0.5378	0.539	0.0012
35	50	7V Biased HDR	0.5441	0.5466	0.0025
36	50	Unbiased HDR	0.5472	0.5497	0.0025
37	50	Unbiased HDR	0.5441	0.5472	0.0031
38	50	Unbiased HDR	0.5503	0.5503	0
39	50	Unbiased HDR	0.5497	0.5528	0.0031
40	50	Unbiased HDR	0.5397	0.5403	0.0006
41	100	7V Biased HDR	0.5403	0.5484	0.0081
42	100	7V Biased HDR	0.5541	0.5603	0.0062
43	100	7V Biased HDR	0.5359	0.534	-0.0019
44	100	7V Biased HDR	0.5434	0.5566	0.0132
45	100	7V Biased HDR	0.5353	0.5416	0.0063
46	100	Unbiased HDR	0.5453	0.5472	0.0019
47	100	Unbiased HDR	0.5403	0.5422	0.0019
48	100	Unbiased HDR	0.5409	0.5447	0.0038
49	100	Unbiased HDR	0.5359	0.5372	0.0013
50	100	Unbiased HDR	0.5441	0.5472	0.0031
51	0	Correlation	0.5397	0.5397	0
52	0	Correlation	0.5478	0.5478	0
53	0	Correlation	0.5397	0.5397	0
54	0	Correlation	0.5578	0.5572	-0.0006
55	0	Correlation	0.5347	0.534	-0.0007

TID vs Post - Pre Exposure Delta

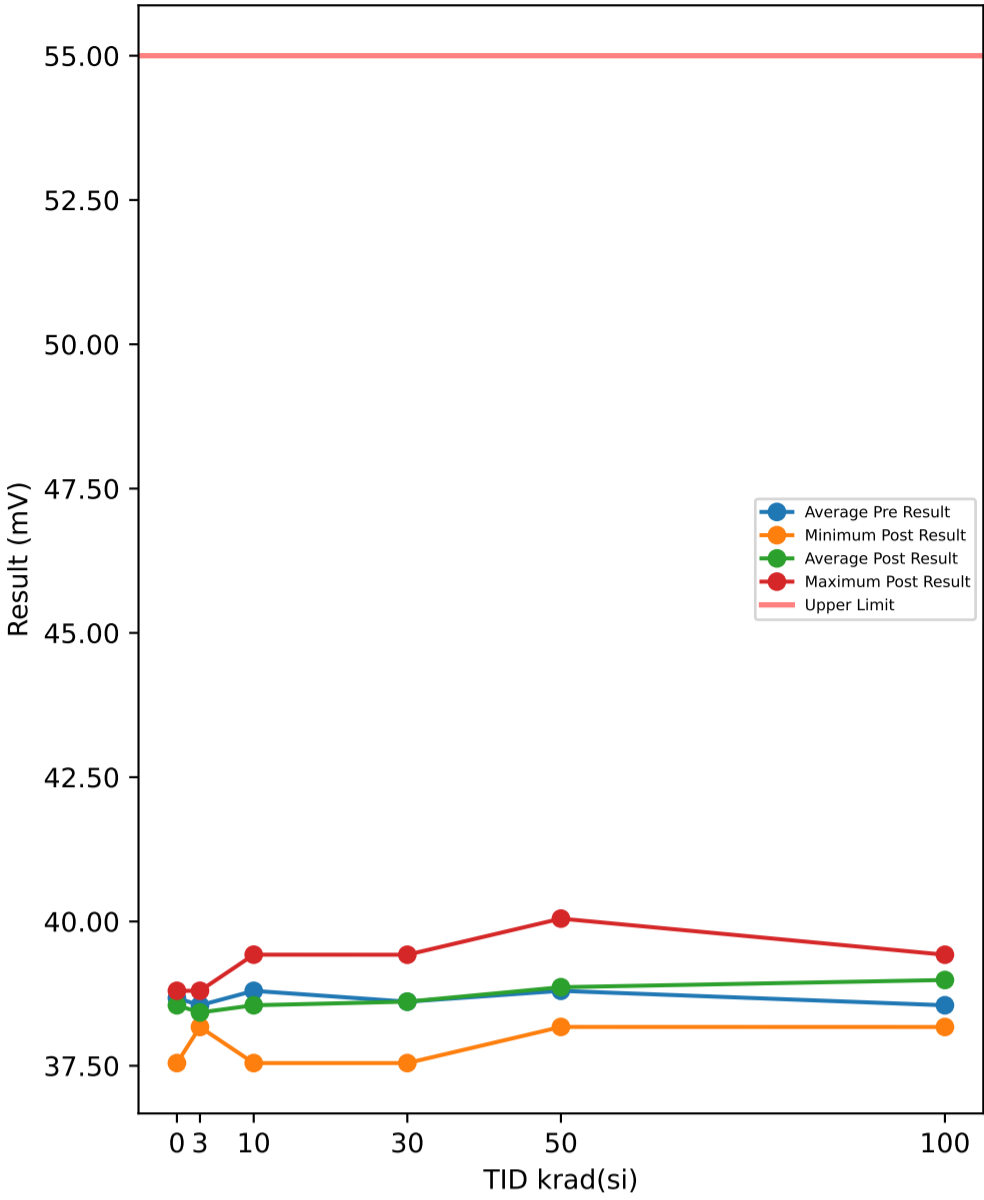


Test Statistics (V)

krad(si)	Pre Exposure Min	Pre Exposure Avg	Pre Exposure Max	Pre Exposure Std	Post Exposure Min	Post Exposure Avg	Post Exposure Max	Post Exposure Std	Min Delta	Avg Delta	Max Delta	Std Delta
0	0.5347	0.54394	0.5578	0.00906	0.534	0.54368	0.5572	0.0090159	-0.0007	-0.00026	0	0.00035777
3	0.5378	0.54318	0.5516	0.0039432	0.5372	0.54318	0.5509	0.00386	-0.0007	1.1102e-17	0.0007	0.00051854
10	0.534	0.54624	0.5528	0.0058538	0.5334	0.5465	0.5528	0.0059343	-0.0019	0.00026	0.0019	0.0011177
30	0.5347	0.54274	0.5516	0.0050176	0.5372	0.54356	0.5503	0.0044789	-0.0013	0.00082	0.0025	0.0013742
50	0.5378	0.54419	0.5503	0.0044931	0.539	0.54606	0.5528	0.004902	0	0.00187	0.0031	0.0010594
100	0.5353	0.54155	0.5541	0.0056563	0.534	0.54594	0.5603	0.0080442	-0.0019	0.00439	0.0132	0.0042404

Device Test: 7.14 OVP_HYST(OVP_UVLO_HYSTERESIS_7V)

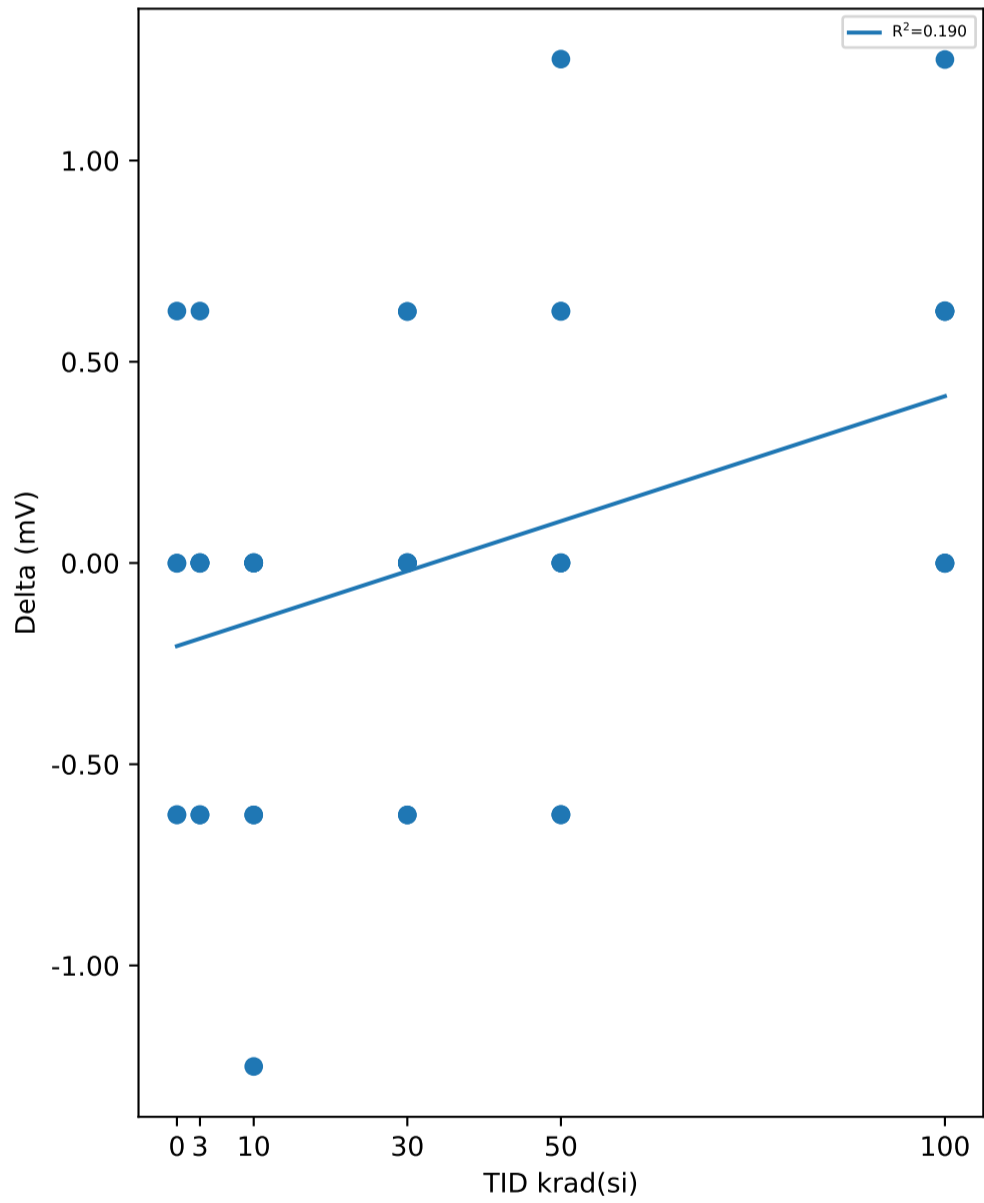
TID vs Result Stats



Test Results (Upper Limit = 55.0 (mV))

Serial #	krad(si)	Exposure Conditions	Pre Result	Post Result	Delta
1	3	7V Biased HDR	38.173	38.173	0
2	3	7V Biased HDR	38.172	38.173	0.001
3	3	7V Biased HDR	38.798	38.799	0.001
4	3	7V Biased HDR	38.798	38.172	-0.626
5	3	7V Biased HDR	38.173	38.172	-0.001
6	3	Unbiased HDR	38.798	38.798	0
7	3	Unbiased HDR	38.798	38.173	-0.625
8	3	Unbiased HDR	38.799	38.799	0
9	3	Unbiased HDR	37.547	38.173	0.626
10	3	Unbiased HDR	39.424	38.798	-0.626
11	10	7V Biased HDR	38.173	38.173	0
12	10	7V Biased HDR	40.05	38.799	-1.251
13	10	7V Biased HDR	38.173	37.547	-0.626
14	10	7V Biased HDR	38.799	38.799	0
15	10	7V Biased HDR	38.172	38.172	0
16	10	Unbiased HDR	38.798	38.798	0
17	10	Unbiased HDR	38.172	38.173	0.001
18	10	Unbiased HDR	38.799	38.173	-0.626
19	10	Unbiased HDR	39.424	39.425	0.001
20	10	Unbiased HDR	39.424	39.424	0
21	30	7V Biased HDR	38.173	38.798	0.625
22	30	7V Biased HDR	38.798	38.172	-0.626
23	30	7V Biased HDR	38.798	38.799	0.001
24	30	7V Biased HDR	38.173	38.173	0
25	30	7V Biased HDR	38.173	37.547	-0.626
26	30	Unbiased HDR	38.799	39.424	0.625
27	30	Unbiased HDR	38.798	38.798	0
28	30	Unbiased HDR	39.424	39.424	0
29	30	Unbiased HDR	38.172	38.173	0.001
30	30	Unbiased HDR	38.799	38.799	0
31	50	7V Biased HDR	38.798	40.05	1.252
32	50	7V Biased HDR	39.424	38.799	-0.625
33	50	7V Biased HDR	37.547	38.173	0.626
34	50	7V Biased HDR	38.799	39.424	0.625
35	50	7V Biased HDR	38.799	38.799	0
36	50	Unbiased HDR	38.798	38.173	-0.625
37	50	Unbiased HDR	38.173	38.173	0
38	50	Unbiased HDR	39.424	38.798	-0.626
39	50	Unbiased HDR	38.799	38.799	0
40	50	Unbiased HDR	39.424	39.425	0.001
41	100	7V Biased HDR	37.547	38.172	0.625
42	100	7V Biased HDR	38.172	38.799	0.627
43	100	7V Biased HDR	38.173	38.798	0.625
44	100	7V Biased HDR	39.425	39.424	-0.001
45	100	7V Biased HDR	38.173	39.424	1.251
46	100	Unbiased HDR	38.798	38.798	0
47	100	Unbiased HDR	38.799	38.798	-0.001
48	100	Unbiased HDR	38.799	39.424	0.625
49	100	Unbiased HDR	38.173	38.799	0.626
50	100	Unbiased HDR	39.424	39.424	0
51	0	Correlation	38.798	38.798	0
52	0	Correlation	39.424	38.798	-0.626
53	0	Correlation	38.172	37.547	-0.625
54	0	Correlation	38.173	38.799	0.626
55	0	Correlation	38.799	38.798	-0.001

TID vs Post - Pre Exposure Delta

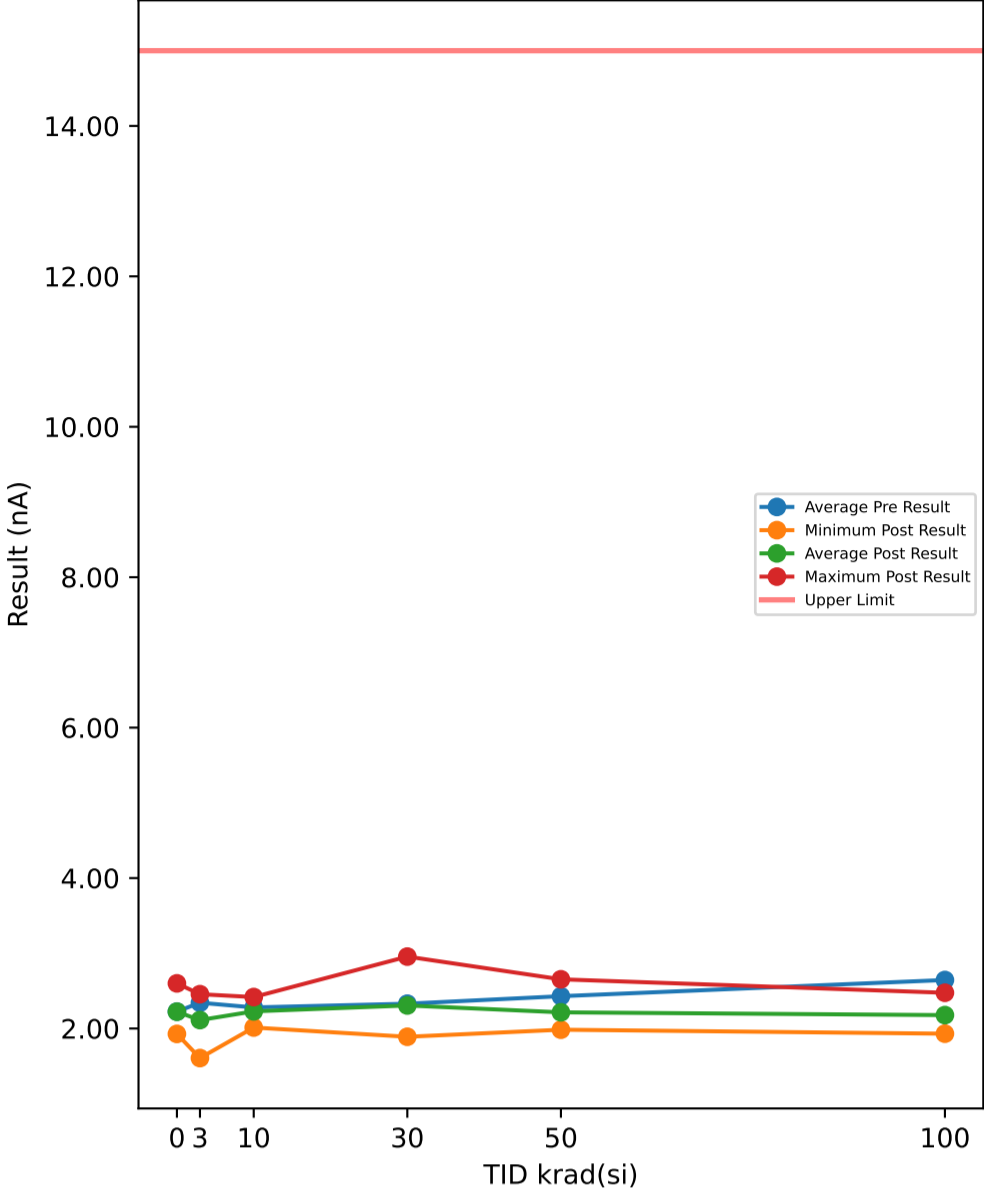


Test Statistics (mV)

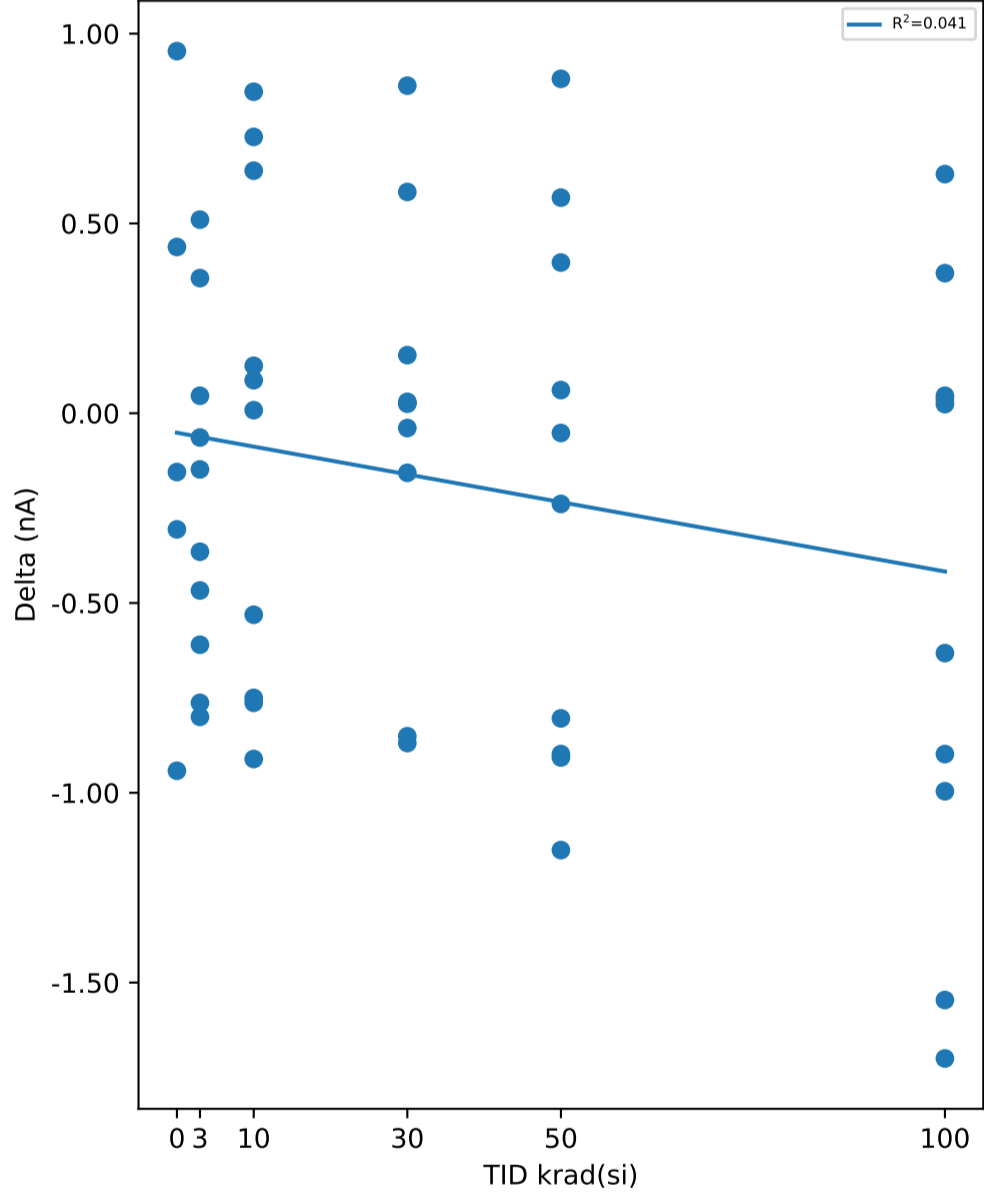
krad(si)	Pre Exposure Min	Pre Exposure Avg	Pre Exposure Max	Pre Exposure Std	Post Exposure Min	Post Exposure Avg	Post Exposure Max	Post Exposure Std	Min Delta	Avg Delta	Max Delta	Std Delta
0	38.172	38.673	39.424	0.52357	37.547	38.548	38.799	0.55958	-0.626	-0.1252	0.626	0.52345
3	37.547	38.548	39.424	0.52757	38.172	38.423	38.799	0.32318	-0.626	-0.125	0.626	0.39581
10	38.172	38.798	40.05	0.65965	37.547	38.548	39.425	0.60464	-1.251	-0.2501	0.001	0.43758
30	38.172	38.611	39.424	0.42227	37.547	38.611	39.424	0.59358	-0.626	-7.1054e-16	0.625	0.417
50	37.547	38.799	39.424	0.58985	38.173	38.861	40.05	0.62221	-0.626	0.0628	1.252	0.62216
100	37.547	38.548	39.425	0.60464	38.172	38.986	39.424	0.42242	-0.001	0.4377	1.251	0.42244

Device Test: 7.15 OVP_ILEAK(OVP_I_7V)

TID vs Result Stats



TID vs Post - Pre Exposure Delta



Test Results (Upper Limit = 15.0 (nA))

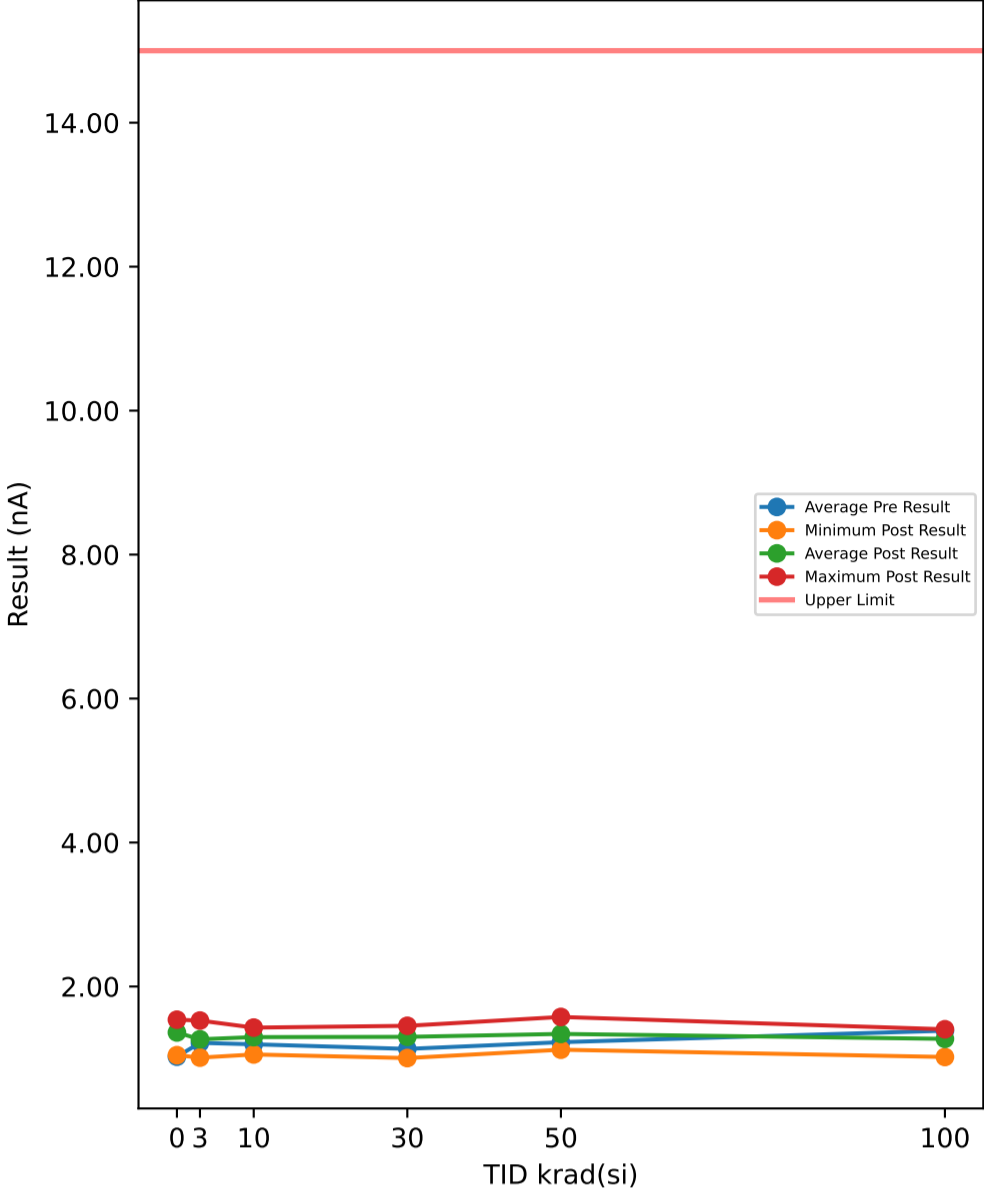
Serial #	krad(si)	Exposure Conditions	Pre Result	Post Result	Delta
1	3	7V Biased HDR	2.074	1.607	-0.467
2	3	7V Biased HDR	2.497	2.349	-0.148
3	3	7V Biased HDR	1.73	2.086	0.356
4	3	7V Biased HDR	2.898	2.135	-0.763
5	3	7V Biased HDR	1.967	1.903	-0.064
6	3	Unbiased HDR	2.821	2.456	-0.365
7	3	Unbiased HDR	1.727	2.237	0.51
8	3	Unbiased HDR	2.863	2.063	-0.8
9	3	Unbiased HDR	1.885	1.931	0.046
10	3	Unbiased HDR	2.965	2.355	-0.61
11	10	7V Biased HDR	1.635	2.363	0.728
12	10	7V Biased HDR	2.911	2.148	-0.763
13	10	7V Biased HDR	1.926	2.013	0.087
14	10	7V Biased HDR	2.293	2.418	0.125
15	10	7V Biased HDR	1.563	2.41	0.847
16	10	Unbiased HDR	3.008	2.097	-0.911
17	10	Unbiased HDR	2.005	2.013	0.008
18	10	Unbiased HDR	2.855	2.324	-0.531
19	10	Unbiased HDR	1.73	2.369	0.639
20	10	Unbiased HDR	2.876	2.126	-0.75
21	30	7V Biased HDR	2.995	2.956	-0.039
22	30	7V Biased HDR	2.334	2.487	0.153
23	30	7V Biased HDR	1.522	2.385	0.863
24	30	7V Biased HDR	2.97	2.101	-0.869
25	30	7V Biased HDR	1.863	1.89	0.027
26	30	Unbiased HDR	2.396	2.421	0.025
27	30	Unbiased HDR	1.484	2.067	0.583
28	30	Unbiased HDR	2.977	2.126	-0.851
29	30	Unbiased HDR	2.074	2.104	0.03
30	30	Unbiased HDR	2.682	2.525	-0.157
31	50	7V Biased HDR	1.406	2.287	0.881
32	50	7V Biased HDR	3.036	2.138	-0.898
33	50	7V Biased HDR	1.989	2.05	0.061
34	50	7V Biased HDR	2.893	2.654	-0.239
35	50	7V Biased HDR	1.708	2.105	0.397
36	50	Unbiased HDR	2.914	2.11	-0.804
37	50	Unbiased HDR	2.036	1.984	-0.052
38	50	Unbiased HDR	3.622	2.471	-1.151
39	50	Unbiased HDR	1.638	2.206	0.568
40	50	Unbiased HDR	3.052	2.145	-0.907
41	100	7V Biased HDR	1.907	1.931	0.024
42	100	7V Biased HDR	3.047	2.415	-0.632
43	100	7V Biased HDR	1.535	2.165	0.63
44	100	7V Biased HDR	3.09	2.192	-0.898
45	100	7V Biased HDR	2.049	2.085	0.036
46	100	Unbiased HDR	4.021	2.475	-1.546
47	100	Unbiased HDR	1.601	1.97	0.369
48	100	Unbiased HDR	3.093	2.097	-0.996
49	100	Unbiased HDR	1.929	1.975	0.046
50	100	Unbiased HDR	4.175	2.475	-1.7
51	0	Correlation	1.642	2.08	0.438
52	0	Correlation	3.058	2.116	-0.942
53	0	Correlation	2.083	1.928	-0.155
54	0	Correlation	2.906	2.6	-0.306
55	0	Correlation	1.437	2.391	0.954

Test Statistics (nA)

krad(si)	Pre Exposure Min	Pre Exposure Avg	Pre Exposure Max	Pre Exposure Std	Post Exposure Min	Post Exposure Avg	Post Exposure Max	Post Exposure Std	Min Delta	Avg Delta	Max Delta	Std Delta
0	1.437	2.2252	3.058	0.73121	1.928	2.223	2.6	0.26892	-0.942	-0.0022	0.954	0.72577
3	1.727	2.3427	2.965	0.51599	1.607	2.1122	2.456	0.25479	-0.8	-0.2305	0.51	0.45083
10	1.563	2.2802	3.008	0.58192	2.013	2.2281	2.418	0.1643	-0.911	-0.0521	0.847	0.65899
30	1.484	2.3297	2.995	0.58223	1.89	2.3062	2.956	0.31057	-0.869	-0.0235	0.863	0.53855
50	1.406	2.4294	3.622	0.75795	1.984	2.215	2.654	0.20496	-1.151	-0.2144	0.881	0.704
100	1.535	2.6447	4.175	0.97349	1.931	2.178	2.475	0.20914	-1.7	-0.4667	0.63	0.80532

Device Test: 7.16 OVP_ILEAK(OVP_I_5V)

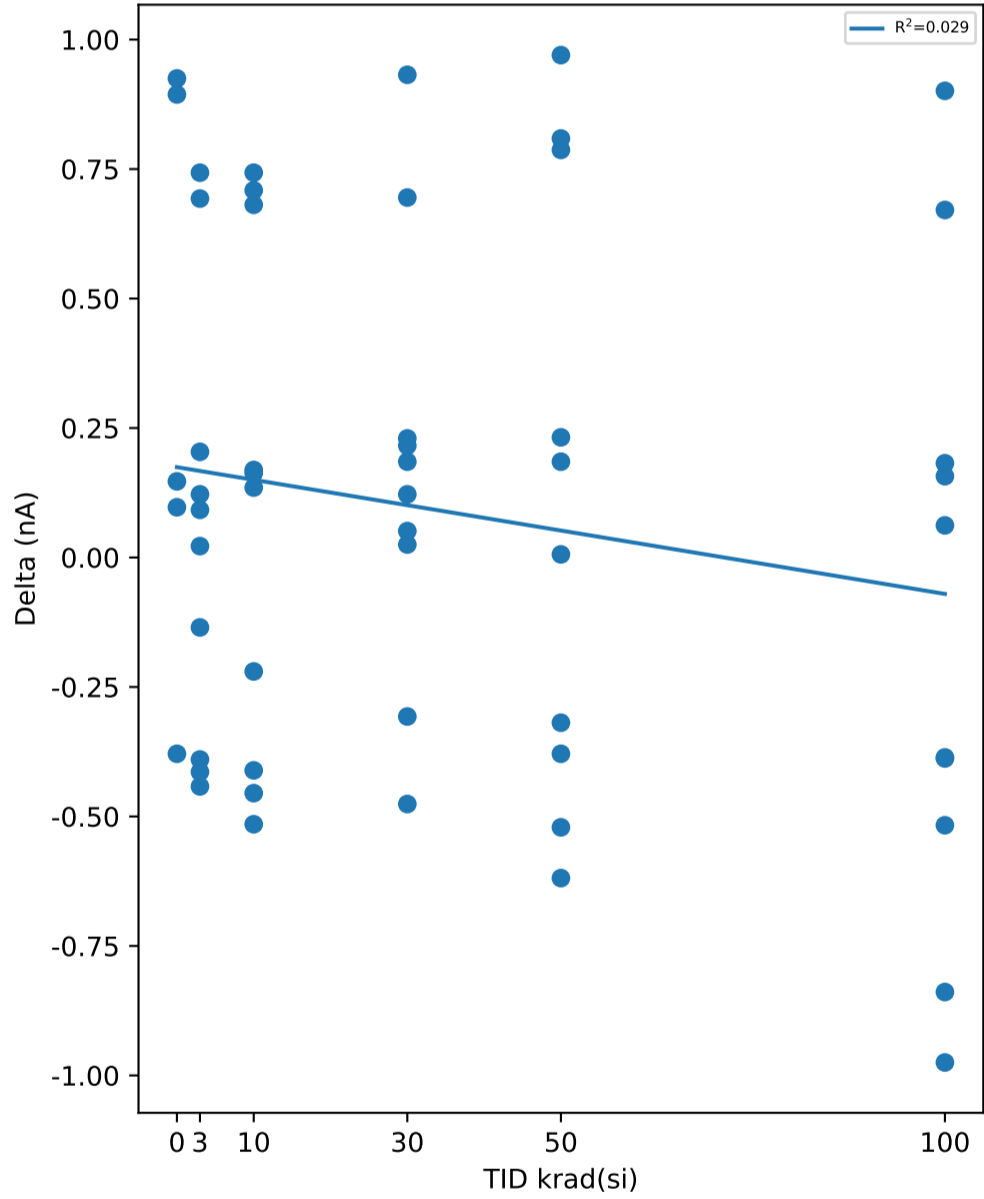
TID vs Result Stats



Test Results (Upper Limit = 15.0 (nA))

Serial #	krad(si)	Exposure Conditions	Pre Result	Post Result	Delta
1	3	7V Biased HDR	0.899	1.103	0.204
2	3	7V Biased HDR	1.278	1.37	0.092
3	3	7V Biased HDR	0.732	1.425	0.693
4	3	7V Biased HDR	1.719	1.305	-0.414
5	3	7V Biased HDR	0.99	1.012	0.022
6	3	Unbiased HDR	1.662	1.527	-0.135
7	3	Unbiased HDR	0.556	1.299	0.743
8	3	Unbiased HDR	1.785	1.343	-0.442
9	3	Unbiased HDR	0.915	1.037	0.122
10	3	Unbiased HDR	1.637	1.247	-0.39
11	10	7V Biased HDR	0.587	1.268	0.681
12	10	7V Biased HDR	1.807	1.292	-0.515
13	10	7V Biased HDR	0.893	1.056	0.163
14	10	7V Biased HDR	1.26	1.429	0.169
15	10	7V Biased HDR	0.622	1.331	0.709
16	10	Unbiased HDR	1.804	1.393	-0.411
17	10	Unbiased HDR	0.937	1.072	0.135
18	10	Unbiased HDR	1.59	1.37	-0.22
19	10	Unbiased HDR	0.619	1.362	0.743
20	10	Unbiased HDR	1.854	1.399	-0.455
21	30	7V Biased HDR	0.981	1.197	0.216
22	30	7V Biased HDR	1.269	1.454	0.185
23	30	7V Biased HDR	0.43	1.362	0.932
24	30	7V Biased HDR	1.86	1.384	-0.476
25	30	7V Biased HDR	0.889	1.119	0.23
26	30	Unbiased HDR	1.241	1.363	0.122
27	30	Unbiased HDR	0.632	1.327	0.695
28	30	Unbiased HDR	1.659	1.352	-0.307
29	30	Unbiased HDR	0.955	1.006	0.051
30	30	Unbiased HDR	1.417	1.442	0.025
31	50	7V Biased HDR	0.339	1.309	0.97
32	50	7V Biased HDR	1.81	1.431	-0.379
33	50	7V Biased HDR	0.937	1.122	0.185
34	50	7V Biased HDR	1.571	1.577	0.006
35	50	7V Biased HDR	0.572	1.359	0.787
36	50	Unbiased HDR	1.848	1.327	-0.521
37	50	Unbiased HDR	0.918	1.15	0.232
38	50	Unbiased HDR	2.004	1.385	-0.619
39	50	Unbiased HDR	0.512	1.321	0.809
40	50	Unbiased HDR	1.753	1.434	-0.319
41	100	7V Biased HDR	0.902	1.059	0.157
42	100	7V Biased HDR	1.696	1.31	-0.386
43	100	7V Biased HDR	0.496	1.397	0.901
44	100	7V Biased HDR	1.794	1.406	-0.388
45	100	7V Biased HDR	0.959	1.021	0.062
46	100	Unbiased HDR	2.237	1.398	-0.839
47	100	Unbiased HDR	0.625	1.296	0.671
48	100	Unbiased HDR	1.904	1.387	-0.517
49	100	Unbiased HDR	0.883	1.065	0.182
50	100	Unbiased HDR	2.363	1.388	-0.975
51	0	Correlation	0.462	1.387	0.925
52	0	Correlation	1.844	1.465	-0.379
53	0	Correlation	0.899	1.046	0.147
54	0	Correlation	1.442	1.539	0.097
55	0	Correlation	0.477	1.371	0.894

TID vs Post - Pre Exposure Delta

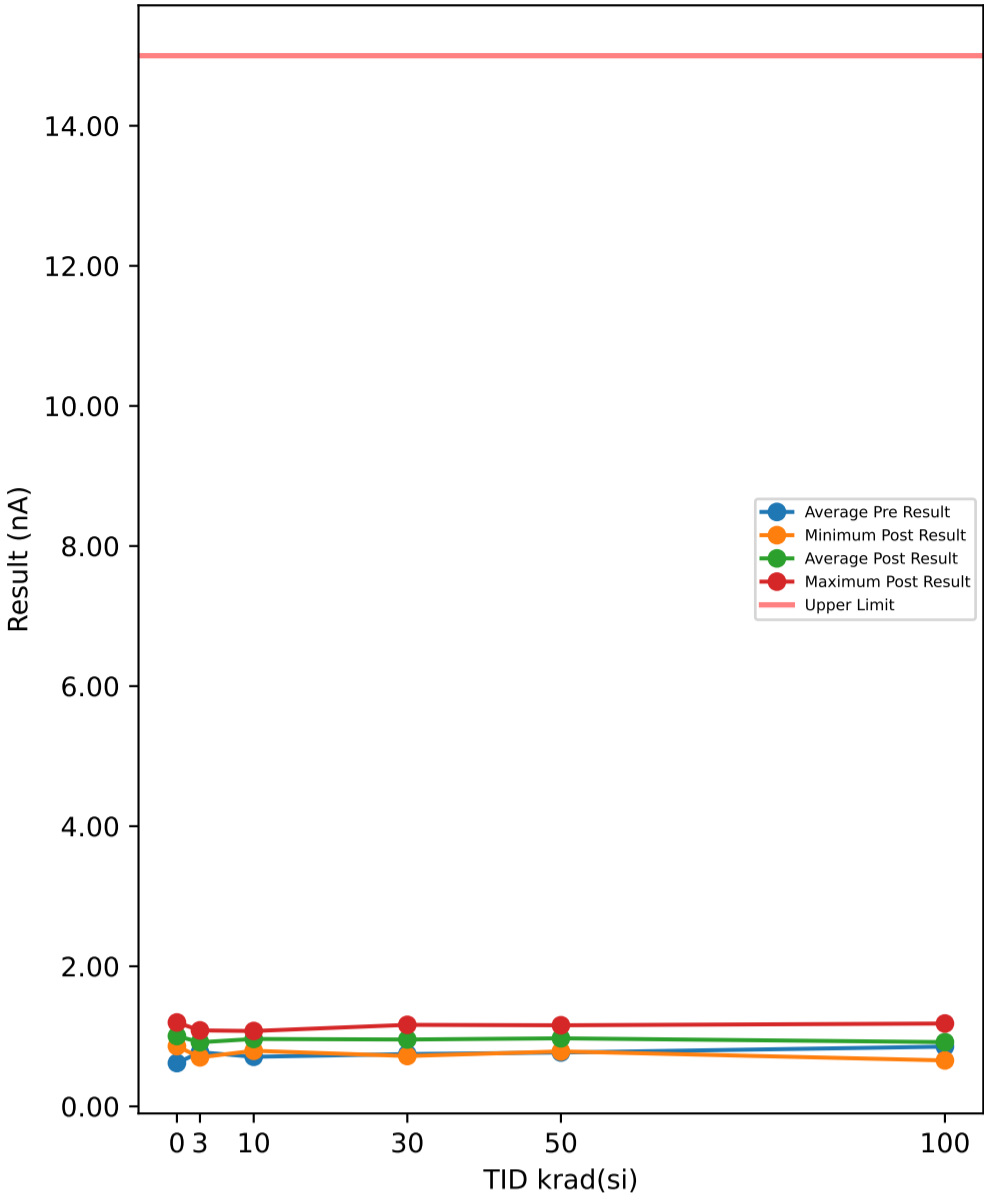


Test Statistics (nA)

krad(si)	Pre Exposure Min	Pre Exposure Avg	Pre Exposure Max	Pre Exposure Std	Post Exposure Min	Post Exposure Avg	Post Exposure Max	Post Exposure Std	Min Delta	Avg Delta	Max Delta	Std Delta
0	0.462	1.0248	1.844	0.60782	1.046	1.3616	1.539	0.18875	-0.379	0.3368	0.925	0.56177
3	0.556	1.2173	1.785	0.45568	1.012	1.2668	1.527	0.16886	-0.442	0.0495	0.743	0.423
10	0.587	1.1973	1.854	0.52993	1.056	1.2972	1.429	0.13221	-0.515	0.0999	0.743	0.49234
30	0.43	1.1333	1.86	0.44417	1.006	1.3006	1.454	0.14605	-0.476	0.1673	0.932	0.41426
50	0.339	1.2264	2.004	0.63532	1.122	1.3415	1.577	0.13365	-0.619	0.1151	0.97	0.58408
100	0.496	1.3859	2.363	0.68722	1.021	1.2727	1.406	0.15964	-0.975	-0.1132	0.901	0.61616

Device Test: 7.17 OVP_I LEAK(OVP_I_3p3V)

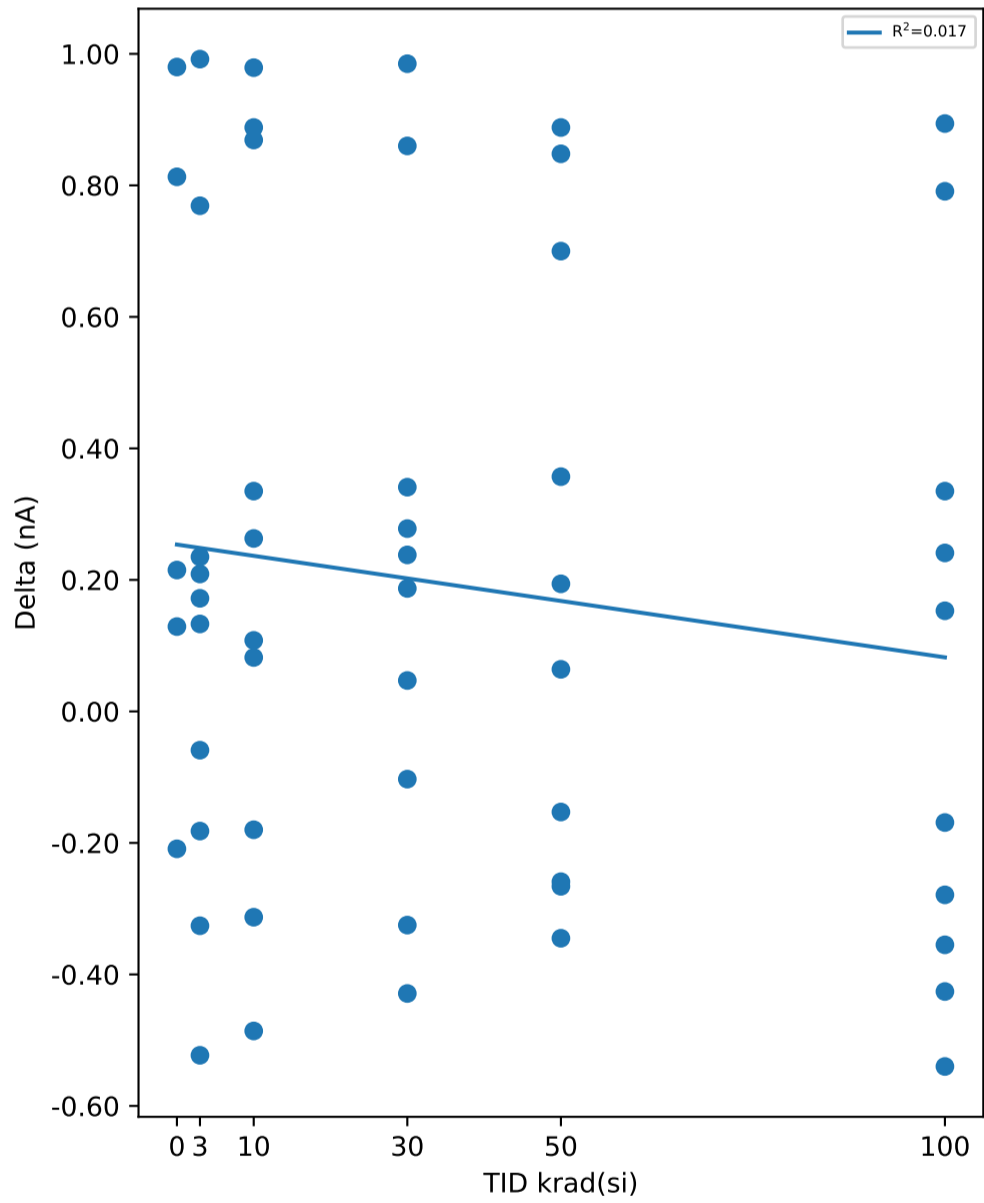
TID vs Result Stats



Test Results (Upper Limit = 15.0 (nA))

Serial #	krad(si)	Exposure Conditions	Pre Result	Post Result	Delta
1	3	7V Biased HDR	0.613	0.785	0.172
2	3	7V Biased HDR	0.902	1.035	0.133
3	3	7V Biased HDR	0.001	0.993	0.992
4	3	7V Biased HDR	1.379	1.053	-0.326
5	3	7V Biased HDR	0.465	0.7	0.235
6	3	Unbiased HDR	1.144	1.085	-0.059
7	3	Unbiased HDR	0.07	0.839	0.769
8	3	Unbiased HDR	1.413	0.89	-0.523
9	3	Unbiased HDR	0.588	0.797	0.209
10	3	Unbiased HDR	1.16	0.978	-0.182
11	10	7V Biased HDR	0.036	1.015	0.979
12	10	7V Biased HDR	1.489	1.003	-0.486
13	10	7V Biased HDR	0.531	0.794	0.263
14	10	7V Biased HDR	0.968	1.076	0.108
15	10	7V Biased HDR	0.08	0.968	0.888
16	10	Unbiased HDR	1.297	0.984	-0.313
17	10	Unbiased HDR	0.465	0.8	0.335
18	10	Unbiased HDR	0.962	1.044	0.082
19	10	Unbiased HDR	0.033	0.902	0.869
20	10	Unbiased HDR	1.218	1.038	-0.18
21	30	7V Biased HDR	0.607	0.794	0.187
22	30	7V Biased HDR	0.886	1.164	0.278
23	30	7V Biased HDR	0.049	1.034	0.985
24	30	7V Biased HDR	1.369	1.044	-0.325
25	30	7V Biased HDR	0.453	0.794	0.341
26	30	Unbiased HDR	1.128	1.025	-0.103
27	30	Unbiased HDR	0.061	0.921	0.86
28	30	Unbiased HDR	1.457	1.028	-0.429
29	30	Unbiased HDR	0.481	0.719	0.238
30	30	Unbiased HDR	0.978	1.025	0.047
31	50	7V Biased HDR	0.02	0.868	0.848
32	50	7V Biased HDR	1.294	1.028	-0.266
33	50	7V Biased HDR	0.453	0.81	0.357
34	50	7V Biased HDR	1.094	1.158	0.064
35	50	7V Biased HDR	0.212	0.912	0.7
36	50	Unbiased HDR	1.376	1.031	-0.345
37	50	Unbiased HDR	0.591	0.785	0.194
38	50	Unbiased HDR	1.207	1.054	-0.153
39	50	Unbiased HDR	0.08	0.968	0.888
40	50	Unbiased HDR	1.363	1.104	-0.259
41	100	7V Biased HDR	0.503	0.656	0.153
42	100	7V Biased HDR	1.163	0.884	-0.279
43	100	7V Biased HDR	0.058	0.849	0.791
44	100	7V Biased HDR	1.442	0.902	-0.54
45	100	7V Biased HDR	0.575	0.816	0.241
46	100	Unbiased HDR	1.446	1.091	-0.355
47	100	Unbiased HDR	0.121	1.015	0.894
48	100	Unbiased HDR	1.41	0.984	-0.426
49	100	Unbiased HDR	0.459	0.794	0.335
50	100	Unbiased HDR	1.352	1.183	-0.169
51	0	Correlation	0.007	0.987	0.98
52	0	Correlation	1.272	1.063	-0.209
53	0	Correlation	0.645	0.86	0.215
54	0	Correlation	1.069	1.198	0.129
55	0	Correlation	0.099	0.912	0.813

TID vs Post - Pre Exposure Delta

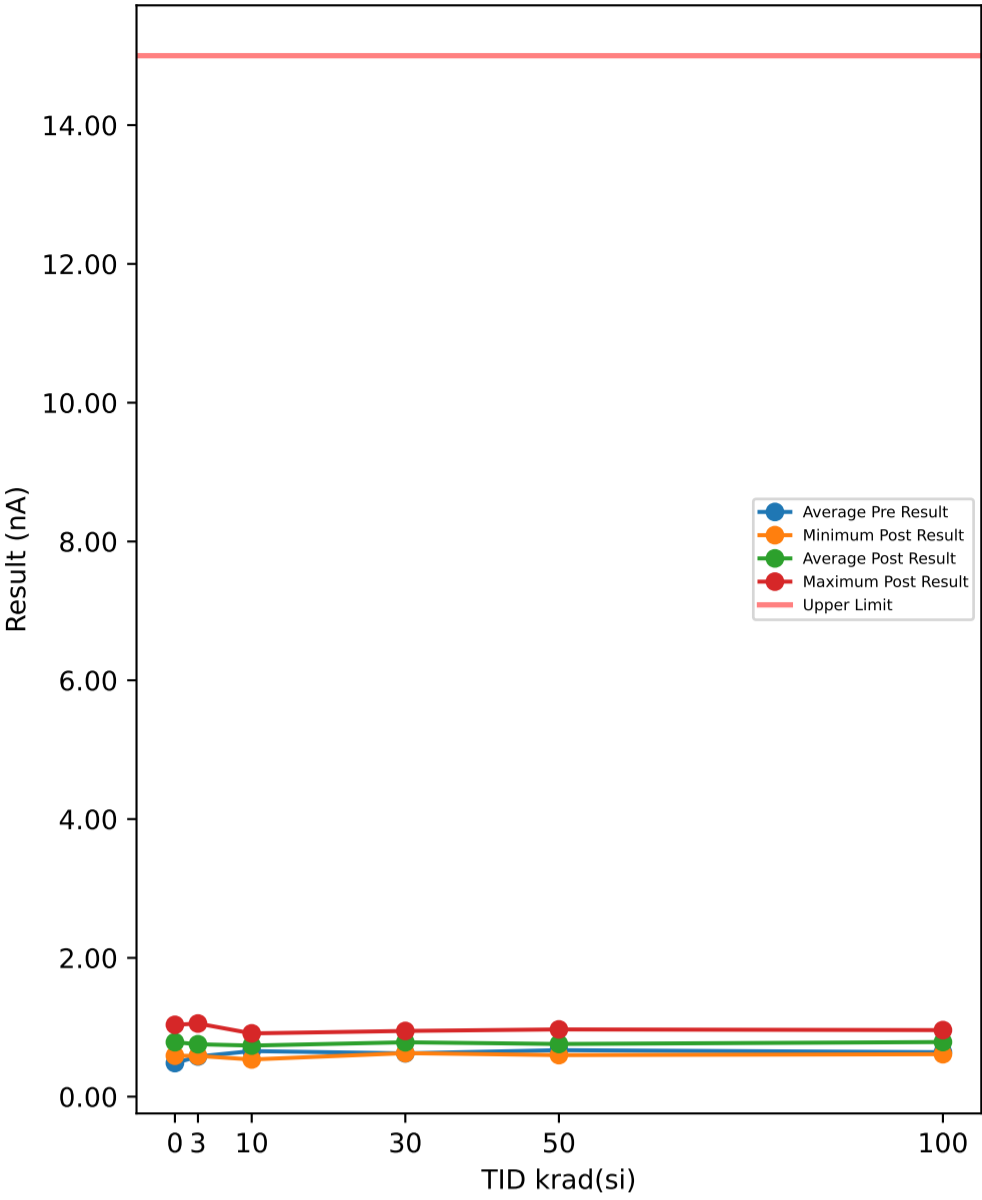


Test Statistics (nA)

krad(si)	Pre Exposure Min	Pre Exposure Avg	Pre Exposure Max	Pre Exposure Std	Post Exposure Min	Post Exposure Avg	Post Exposure Max	Post Exposure Std	Min Delta	Avg Delta	Max Delta	Std Delta
0	0.007	0.6184	1.272	0.56447	0.86	1.004	1.198	0.13286	-0.209	0.3856	0.98	0.4961
3	0.001	0.7735	1.413	0.50835	0.7	0.9155	1.085	0.13159	-0.523	0.142	0.992	0.46385
10	0.033	0.7079	1.489	0.55187	0.794	0.9624	1.076	0.099204	-0.486	0.2545	0.979	0.51863
30	0.049	0.7469	1.457	0.49927	0.719	0.9548	1.164	0.14207	-0.429	0.2079	0.985	0.45525
50	0.02	0.769	1.376	0.55497	0.785	0.9718	1.158	0.12517	-0.345	0.2028	0.888	0.47561
100	0.058	0.8529	1.446	0.56537	0.656	0.9174	1.183	0.15438	-0.54	0.0645	0.894	0.5036

Device Test: 7.18 OVP_I LEAK(OVP_I_1p8V)

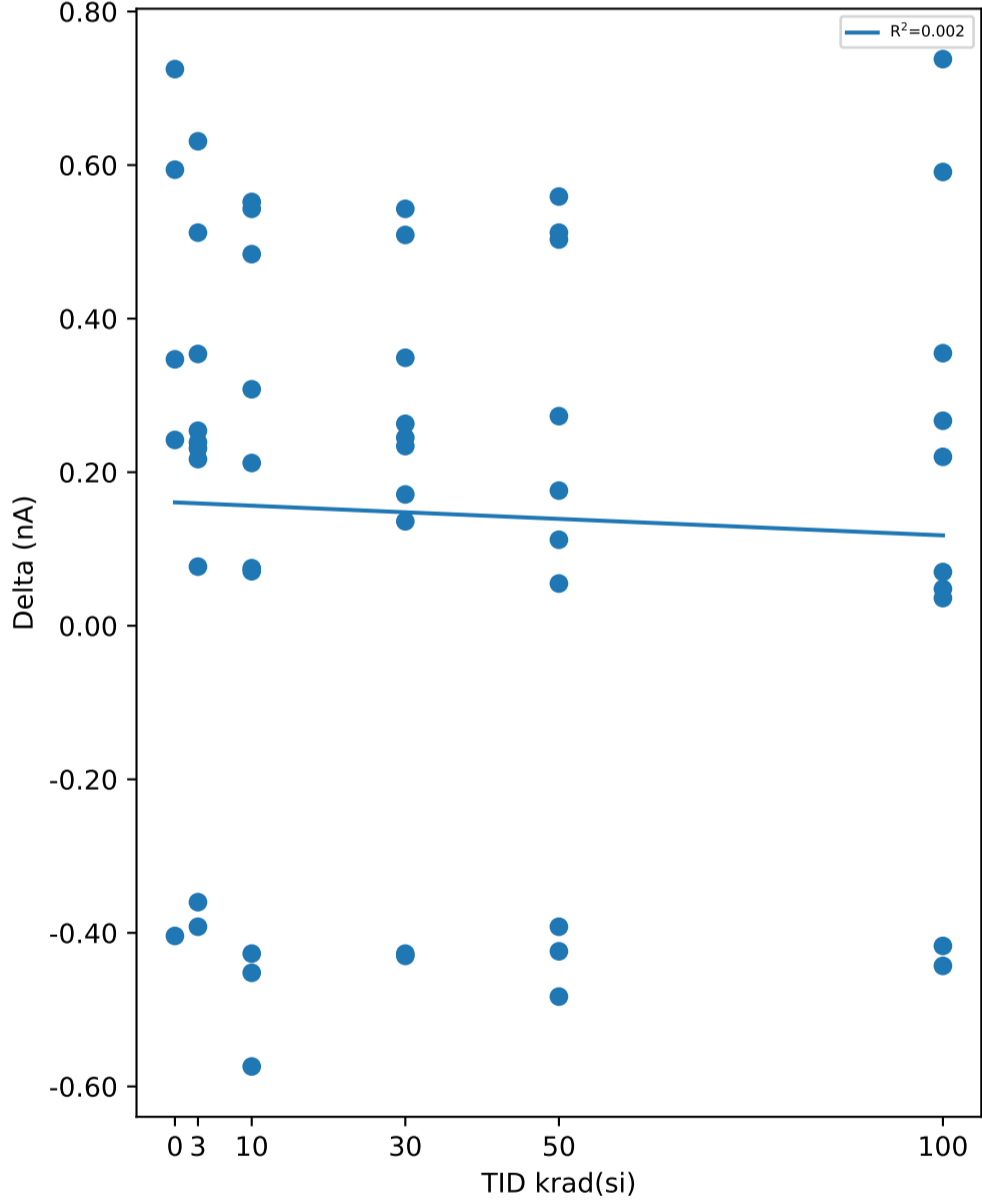
TID vs Result Stats



Test Results (Upper Limit = 15.0 (nA))

Serial #	krad(si)	Exposure Conditions	Pre Result	Post Result	Delta
1	3	7V Biased HDR	0.348	0.602	0.254
2	3	7V Biased HDR	0.546	0.9	0.354
3	3	7V Biased HDR	0.237	0.749	0.512
4	3	7V Biased HDR	1.037	0.677	-0.36
5	3	7V Biased HDR	0.348	0.587	0.239
6	3	Unbiased HDR	0.823	1.054	0.231
7	3	Unbiased HDR	0.143	0.774	0.631
8	3	Unbiased HDR	1.172	0.78	-0.392
9	3	Unbiased HDR	0.373	0.59	0.217
10	3	Unbiased HDR	0.763	0.84	0.077
11	10	7V Biased HDR	0.099	0.651	0.552
12	10	7V Biased HDR	1.32	0.746	-0.574
13	10	7V Biased HDR	0.461	0.536	0.075
14	10	7V Biased HDR	0.7	0.912	0.212
15	10	7V Biased HDR	0.215	0.699	0.484
16	10	Unbiased HDR	1.229	0.777	-0.452
17	10	Unbiased HDR	0.364	0.672	0.308
18	10	Unbiased HDR	0.807	0.878	0.071
19	10	Unbiased HDR	0.215	0.758	0.543
20	10	Unbiased HDR	1.16	0.733	-0.427
21	30	7V Biased HDR	0.313	0.662	0.349
22	30	7V Biased HDR	0.713	0.947	0.234
23	30	7V Biased HDR	0.209	0.718	0.509
24	30	7V Biased HDR	1.254	0.824	-0.43
25	30	7V Biased HDR	0.364	0.627	0.263
26	30	Unbiased HDR	0.729	0.9	0.171
27	30	Unbiased HDR	0.256	0.799	0.543
28	30	Unbiased HDR	1.226	0.799	-0.427
29	30	Unbiased HDR	0.423	0.668	0.245
30	30	Unbiased HDR	0.757	0.893	0.136
31	50	7V Biased HDR	0.174	0.677	0.503
32	50	7V Biased HDR	1.273	0.79	-0.483
33	50	7V Biased HDR	0.37	0.643	0.273
34	50	7V Biased HDR	0.857	0.969	0.112
35	50	7V Biased HDR	0.25	0.762	0.512
36	50	Unbiased HDR	1.229	0.837	-0.392
37	50	Unbiased HDR	0.423	0.599	0.176
38	50	Unbiased HDR	0.804	0.859	0.055
39	50	Unbiased HDR	0.077	0.636	0.559
40	50	Unbiased HDR	1.245	0.821	-0.424
41	100	7V Biased HDR	0.383	0.65	0.267
42	100	7V Biased HDR	0.785	0.821	0.036
43	100	7V Biased HDR	0.055	0.793	0.738
44	100	7V Biased HDR	1.216	0.799	-0.417
45	100	7V Biased HDR	0.335	0.69	0.355
46	100	Unbiased HDR	0.889	0.959	0.07
47	100	Unbiased HDR	0.24	0.831	0.591
48	100	Unbiased HDR	1.245	0.802	-0.443
49	100	Unbiased HDR	0.392	0.612	0.22
50	100	Unbiased HDR	0.867	0.915	0.048
51	0	Correlation	0.099	0.824	0.725
52	0	Correlation	1.197	0.793	-0.404
53	0	Correlation	0.348	0.59	0.242
54	0	Correlation	0.688	1.035	0.347
55	0	Correlation	0.089	0.683	0.594

TID vs Post - Pre Exposure Delta

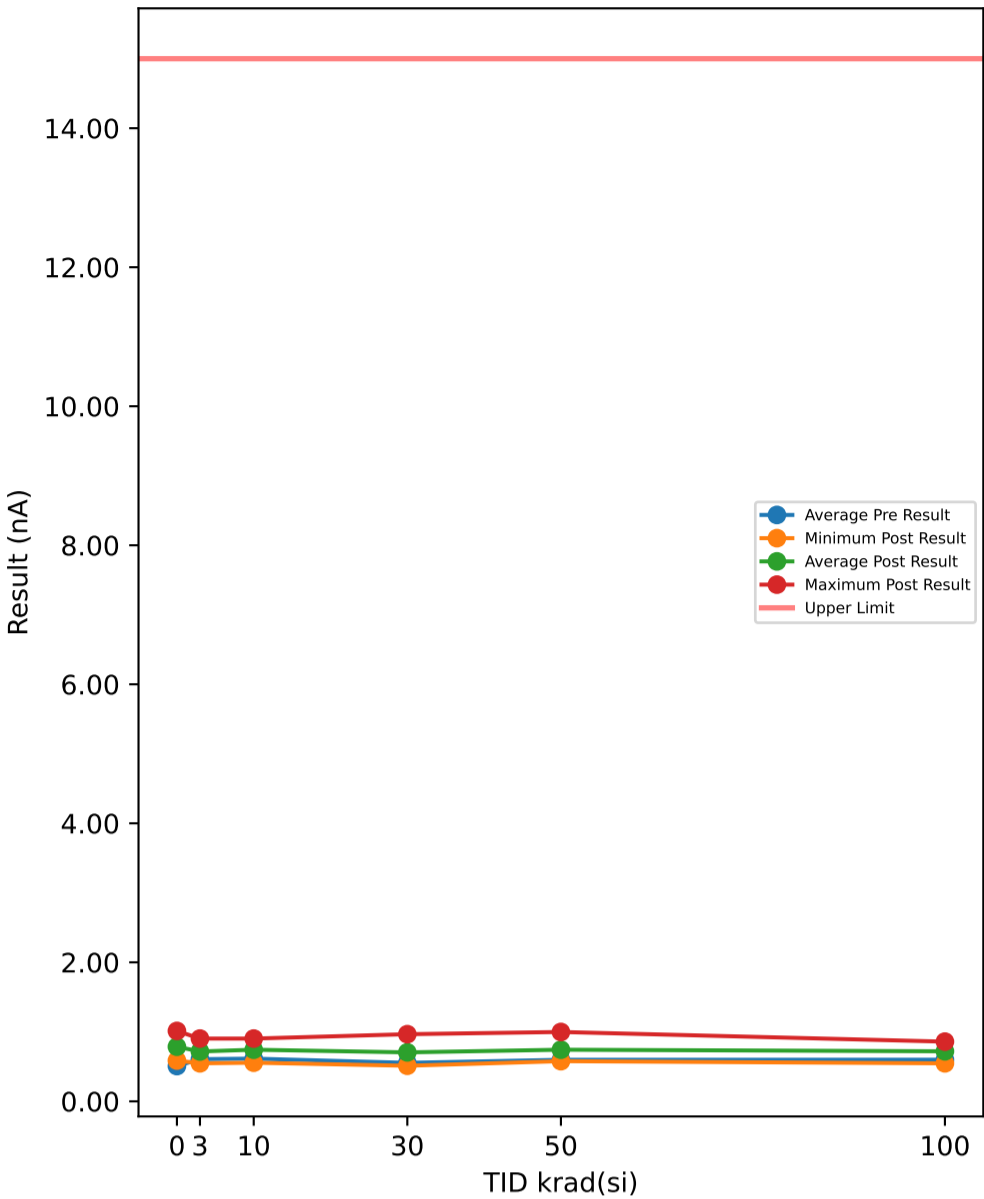


Test Statistics (nA)

krad(si)	Pre Exposure Min	Pre Exposure Avg	Pre Exposure Max	Pre Exposure Std	Post Exposure Min	Post Exposure Avg	Post Exposure Max	Post Exposure Std	Min Delta	Avg Delta	Max Delta	Std Delta
0	0.089	0.4842	1.197	0.4671	0.59	0.785	1.035	0.16772	-0.404	0.3008	0.725	0.43825
3	0.143	0.579	1.172	0.35152	0.587	0.7553	1.054	0.15041	-0.392	0.1763	0.631	0.33101
10	0.099	0.657	1.32	0.45588	0.536	0.7362	0.912	0.10858	-0.574	0.0792	0.552	0.42657
30	0.209	0.6244	1.254	0.38127	0.627	0.7837	0.947	0.11121	-0.43	0.1593	0.543	0.3368
50	0.077	0.6702	1.273	0.4696	0.599	0.7593	0.969	0.11828	-0.483	0.0891	0.559	0.39945
100	0.055	0.6407	1.245	0.41569	0.612	0.7872	0.959	0.10968	-0.443	0.1465	0.738	0.38059

Device Test: 7.19 OVP_I LEAK(OVP_I_1p5V)

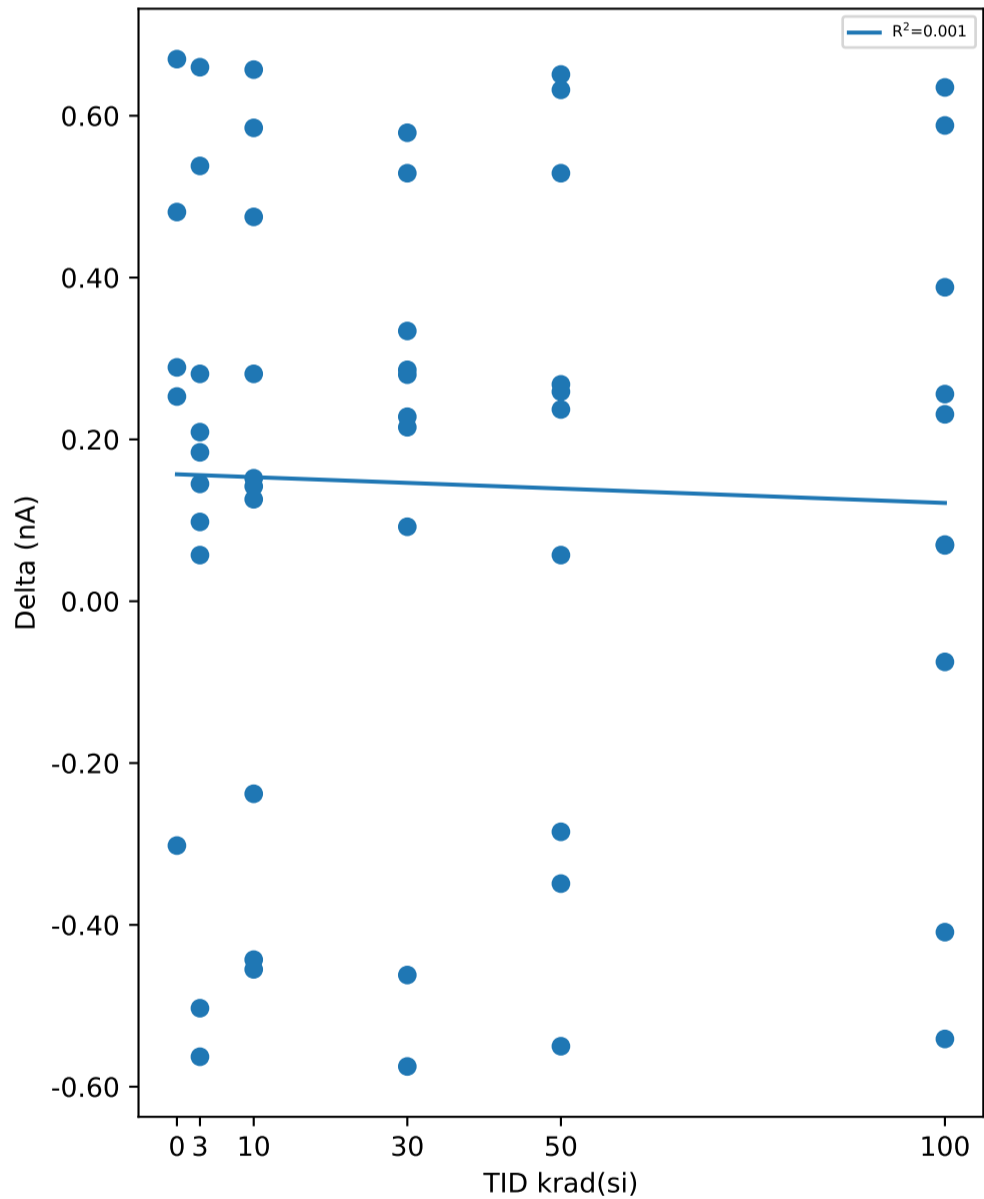
TID vs Result Stats



Test Results (Upper Limit = 15.0 (nA))

Serial #	krad(si)	Exposure Conditions	Pre Result	Post Result	Delta
1	3	7V Biased HDR	0.338	0.547	0.209
2	3	7V Biased HDR	0.689	0.746	0.057
3	3	7V Biased HDR	0.127	0.665	0.538
4	3	7V Biased HDR	1.307	0.744	-0.563
5	3	7V Biased HDR	0.388	0.669	0.281
6	3	Unbiased HDR	0.758	0.903	0.145
7	3	Unbiased HDR	0.049	0.709	0.66
8	3	Unbiased HDR	1.288	0.785	-0.503
9	3	Unbiased HDR	0.369	0.553	0.184
10	3	Unbiased HDR	0.755	0.853	0.098
11	10	7V Biased HDR	0.24	0.715	0.475
12	10	7V Biased HDR	1.225	0.782	-0.443
13	10	7V Biased HDR	0.275	0.556	0.281
14	10	7V Biased HDR	0.661	0.803	0.142
15	10	7V Biased HDR	0.181	0.766	0.585
16	10	Unbiased HDR	1.03	0.792	-0.238
17	10	Unbiased HDR	0.435	0.587	0.152
18	10	Unbiased HDR	0.777	0.903	0.126
19	10	Unbiased HDR	0.071	0.728	0.657
20	10	Unbiased HDR	1.25	0.795	-0.455
21	30	7V Biased HDR	0.353	0.581	0.228
22	30	7V Biased HDR	0.68	0.966	0.286
23	30	7V Biased HDR	0.127	0.706	0.579
24	30	7V Biased HDR	1.203	0.741	-0.462
25	30	7V Biased HDR	0.297	0.512	0.215
26	30	Unbiased HDR	0.651	0.743	0.092
27	30	Unbiased HDR	0.13	0.659	0.529
28	30	Unbiased HDR	1.269	0.694	-0.575
29	30	Unbiased HDR	0.275	0.609	0.334
30	30	Unbiased HDR	0.554	0.834	0.28
31	50	7V Biased HDR	0.083	0.734	0.651
32	50	7V Biased HDR	1.011	0.726	-0.285
33	50	7V Biased HDR	0.341	0.609	0.268
34	50	7V Biased HDR	0.761	0.998	0.237
35	50	7V Biased HDR	0.171	0.7	0.529
36	50	Unbiased HDR	1.2	0.851	-0.349
37	50	Unbiased HDR	0.319	0.578	0.259
38	50	Unbiased HDR	0.749	0.806	0.057
39	50	Unbiased HDR	0.083	0.715	0.632
40	50	Unbiased HDR	1.26	0.71	-0.55
41	100	7V Biased HDR	0.316	0.547	0.231
42	100	7V Biased HDR	0.79	0.859	0.069
43	100	7V Biased HDR	0.102	0.737	0.635
44	100	7V Biased HDR	1.197	0.788	-0.409
45	100	7V Biased HDR	0.347	0.603	0.256
46	100	Unbiased HDR	0.931	0.856	-0.075
47	100	Unbiased HDR	0.127	0.715	0.588
48	100	Unbiased HDR	1.241	0.7	-0.541
49	100	Unbiased HDR	0.218	0.606	0.388
50	100	Unbiased HDR	0.72	0.79	0.07
51	0	Correlation	0.036	0.706	0.67
52	0	Correlation	1.103	0.801	-0.302
53	0	Correlation	0.334	0.587	0.253
54	0	Correlation	0.724	1.013	0.289
55	0	Correlation	0.341	0.822	0.481

TID vs Post - Pre Exposure Delta

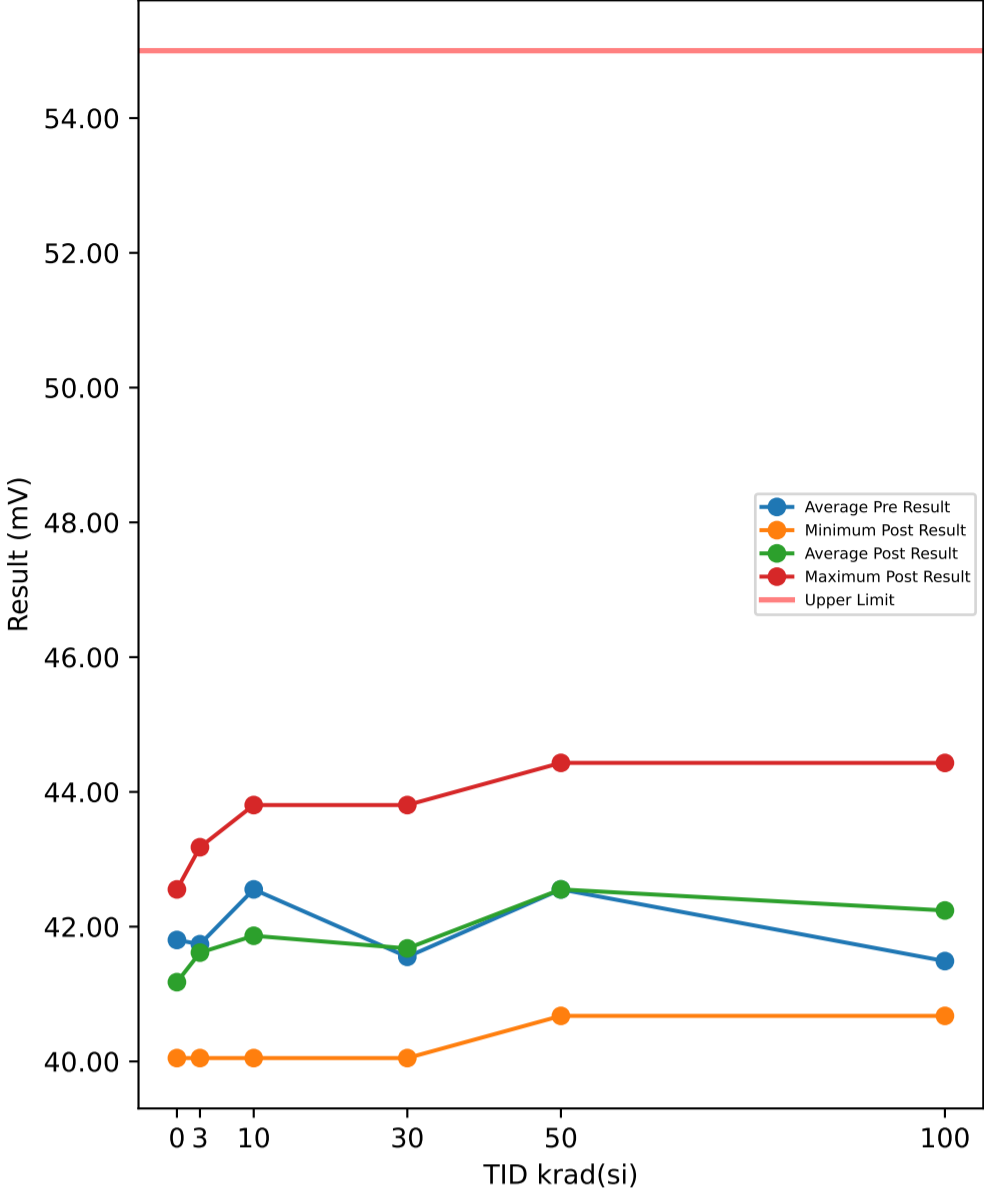


Test Statistics (nA)

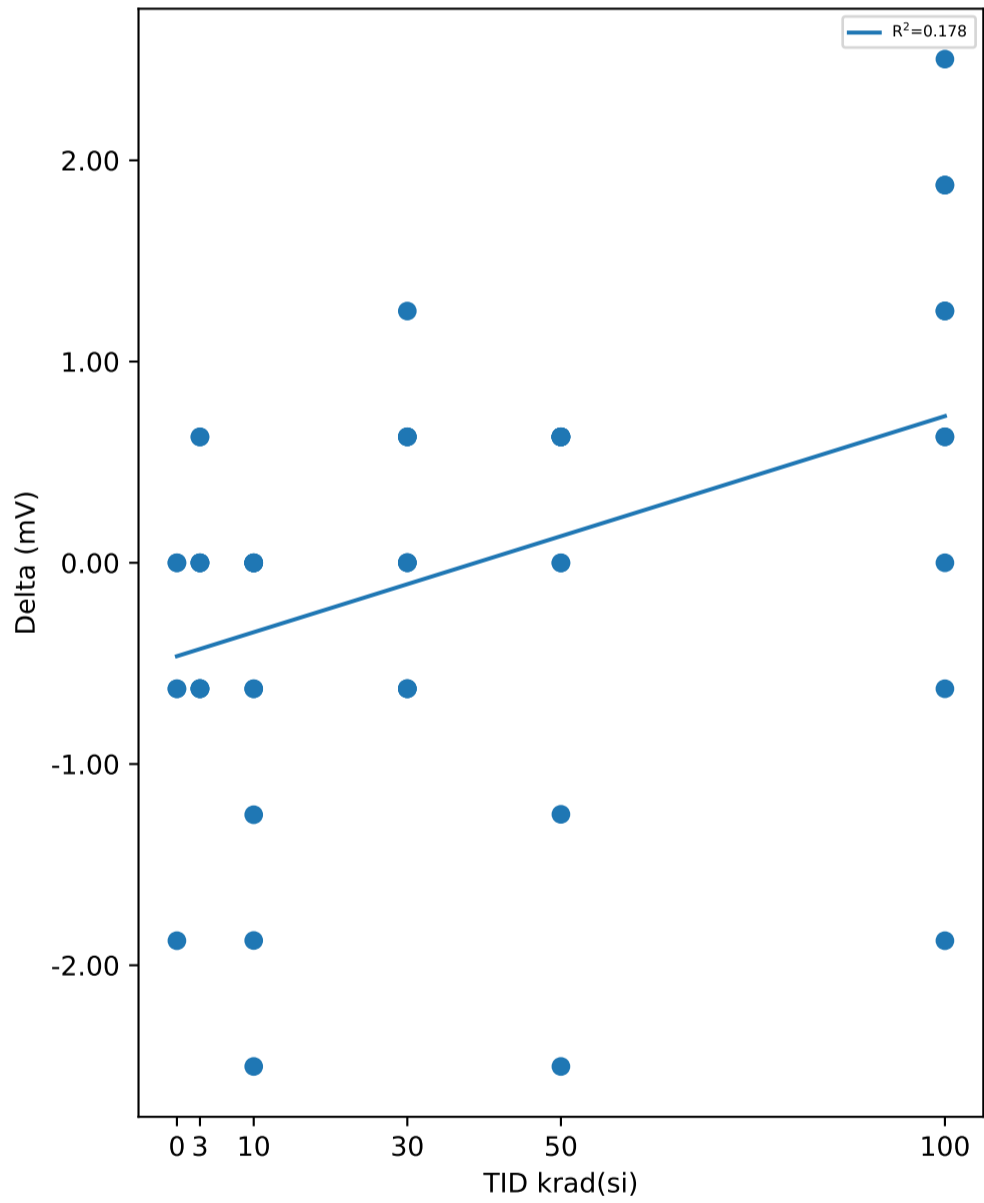
krad(si)	Pre Exposure Min	Pre Exposure Avg	Pre Exposure Max	Pre Exposure Std	Post Exposure Min	Post Exposure Avg	Post Exposure Max	Post Exposure Std	Min Delta	Avg Delta	Max Delta	Std Delta
0	0.036	0.5076	1.103	0.4128	0.587	0.7858	1.013	0.15736	-0.302	0.2782	0.67	0.3647
3	0.049	0.6068	1.307	0.43766	0.547	0.7174	0.903	0.11554	-0.563	0.1106	0.66	0.38917
10	0.071	0.6145	1.25	0.44081	0.556	0.7427	0.903	0.10364	-0.455	0.1282	0.657	0.39905
30	0.127	0.5539	1.269	0.40881	0.512	0.7045	0.966	0.12978	-0.575	0.1506	0.579	0.38163
50	0.083	0.5978	1.26	0.45671	0.578	0.7427	0.998	0.12015	-0.55	0.1449	0.651	0.42124
100	0.102	0.5989	1.241	0.43329	0.547	0.7201	0.859	0.10784	-0.541	0.1212	0.635	0.38683

Device Test: 7.2 OVP_HYST(OVP_UVLO_HYSTERESIS_1p5V)

TID vs Result Stats



TID vs Post - Pre Exposure Delta



Test Results (Upper Limit = 55.0 (mV))

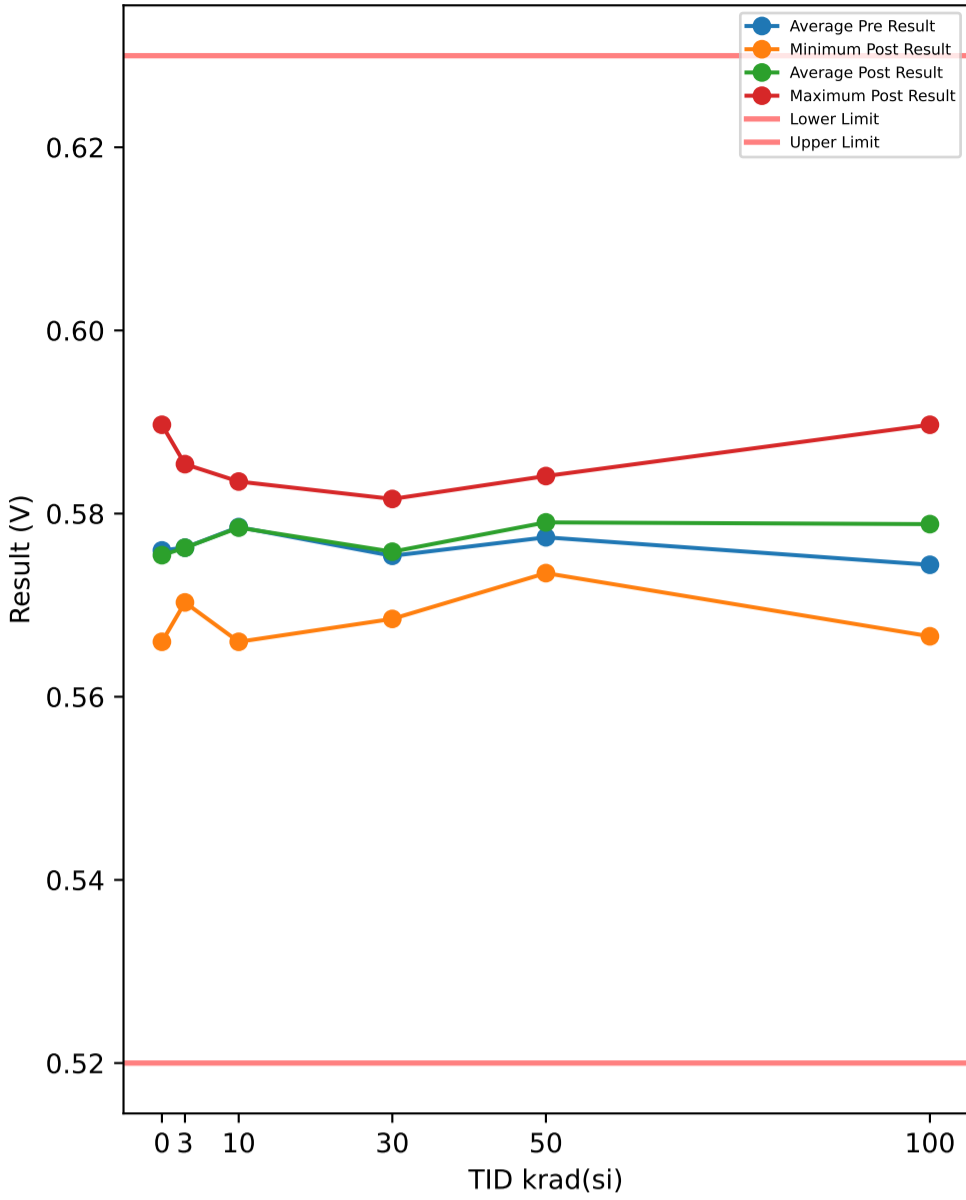
Serial #	krad(si)	Exposure Conditions	Pre Result	Post Result	Delta
1	3	7V Biased HDR	40.05	40.676	0.626
2	3	7V Biased HDR	41.302	41.302	0
3	3	7V Biased HDR	43.179	42.553	-0.626
4	3	7V Biased HDR	40.676	40.676	0
5	3	7V Biased HDR	43.179	43.179	0
6	3	Unbiased HDR	41.302	40.676	-0.626
7	3	Unbiased HDR	43.179	42.554	-0.625
8	3	Unbiased HDR	40.05	40.05	0
9	3	Unbiased HDR	42.554	43.179	0.625
10	3	Unbiased HDR	41.927	41.302	-0.625
11	10	7V Biased HDR	43.805	43.805	0
12	10	7V Biased HDR	41.302	41.301	-0.001
13	10	7V Biased HDR	42.553	42.553	0
14	10	7V Biased HDR	43.179	42.553	-0.626
15	10	7V Biased HDR	40.676	40.05	-0.626
16	10	Unbiased HDR	43.179	41.302	-1.877
17	10	Unbiased HDR	40.05	40.05	0
18	10	Unbiased HDR	43.805	42.553	-1.252
19	10	Unbiased HDR	43.805	43.805	0
20	10	Unbiased HDR	43.179	40.676	-2.503
21	30	7V Biased HDR	39.424	40.05	0.626
22	30	7V Biased HDR	41.927	41.302	-0.625
23	30	7V Biased HDR	40.676	41.302	0.626
24	30	7V Biased HDR	41.301	41.302	0.001
25	30	7V Biased HDR	39.425	40.676	1.251
26	30	Unbiased HDR	43.805	43.805	0
27	30	Unbiased HDR	43.179	43.805	0.626
28	30	Unbiased HDR	41.301	41.302	0.001
29	30	Unbiased HDR	41.302	40.676	-0.626
30	30	Unbiased HDR	43.179	42.553	-0.626
31	50	7V Biased HDR	43.179	43.804	0.625
32	50	7V Biased HDR	41.301	41.927	0.626
33	50	7V Biased HDR	40.05	40.676	0.626
34	50	7V Biased HDR	41.302	41.301	-0.001
35	50	7V Biased HDR	43.804	42.554	-1.25
36	50	Unbiased HDR	43.805	43.805	0
37	50	Unbiased HDR	42.553	43.179	0.626
38	50	Unbiased HDR	44.43	41.927	-2.503
39	50	Unbiased HDR	43.805	44.431	0.626
40	50	Unbiased HDR	41.302	41.928	0.626
41	100	7V Biased HDR	39.424	41.301	1.877
42	100	7V Biased HDR	43.805	41.927	-1.878
43	100	7V Biased HDR	40.05	41.302	1.252
44	100	7V Biased HDR	41.928	41.928	0
45	100	7V Biased HDR	39.425	41.302	1.877
46	100	Unbiased HDR	43.179	44.43	1.251
47	100	Unbiased HDR	43.179	42.553	-0.626
48	100	Unbiased HDR	41.301	43.804	2.503
49	100	Unbiased HDR	40.05	40.676	0.626
50	100	Unbiased HDR	42.553	43.179	0.626
51	0	Correlation	41.928	41.302	-0.626
52	0	Correlation	41.302	41.302	0
53	0	Correlation	40.676	40.676	0
54	0	Correlation	44.431	42.553	-1.878
55	0	Correlation	40.676	40.05	-0.626

Test Statistics (mV)

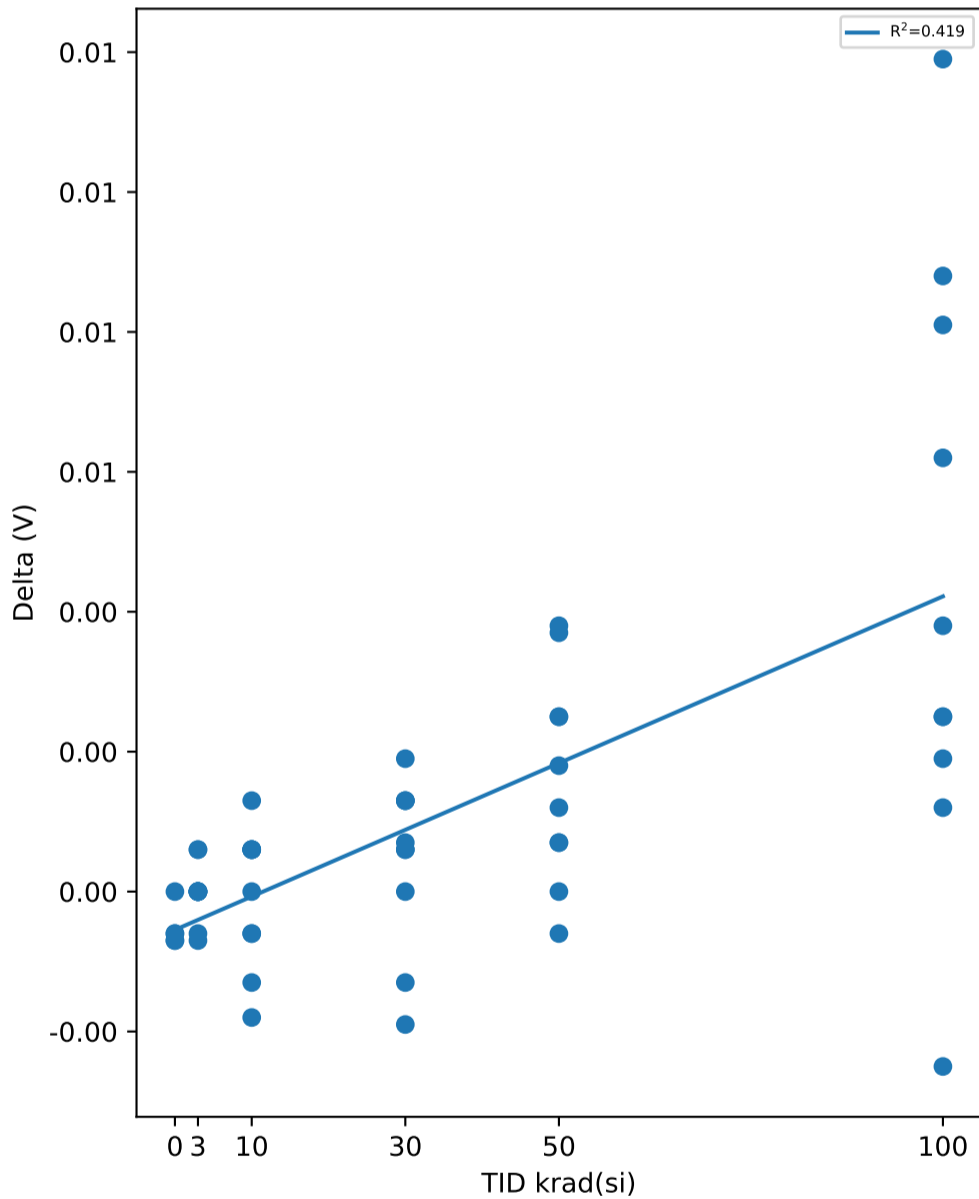
krad(si)	Pre Exposure Min	Pre Exposure Avg	Pre Exposure Max	Pre Exposure Std	Post Exposure Min	Post Exposure Avg	Post Exposure Max	Post Exposure Std	Min Delta	Avg Delta	Max Delta	Std Delta
0	40.676	41.803	44.431	1.5583	40.05	41.177	42.553	0.92814	-1.878	-0.626	0	0.76669
3	40.05	41.74	43.179	1.2533	40.05	41.615	43.179	1.152	-0.626	-0.1251	0.626	0.4934
10	40.05	42.553	43.805	1.3837	40.05	41.865	43.805	1.3978	-2.503	-0.6885	0	0.90671
30	39.424	41.552	43.805	1.5099	40.05	41.677	43.805	1.2926	-0.626	0.1254	1.251	0.64616
50	40.05	42.553	44.43	1.4749	40.676	42.553	44.431	1.2164	-2.503	0.0001	0.626	1.0634
100	39.424	41.489	43.805	1.6701	40.676	42.24	44.43	1.225	-1.878	0.7508	2.503	1.3127

Device Test: 7.3 OVP_VTH_Rising(OVP_UVLO_RISING_1p8V)

TID vs Result Stats



TID vs Post - Pre Exposure Delta



Test Results (Lower Limit = 0.52, Upper Limit = 0.63 (V))

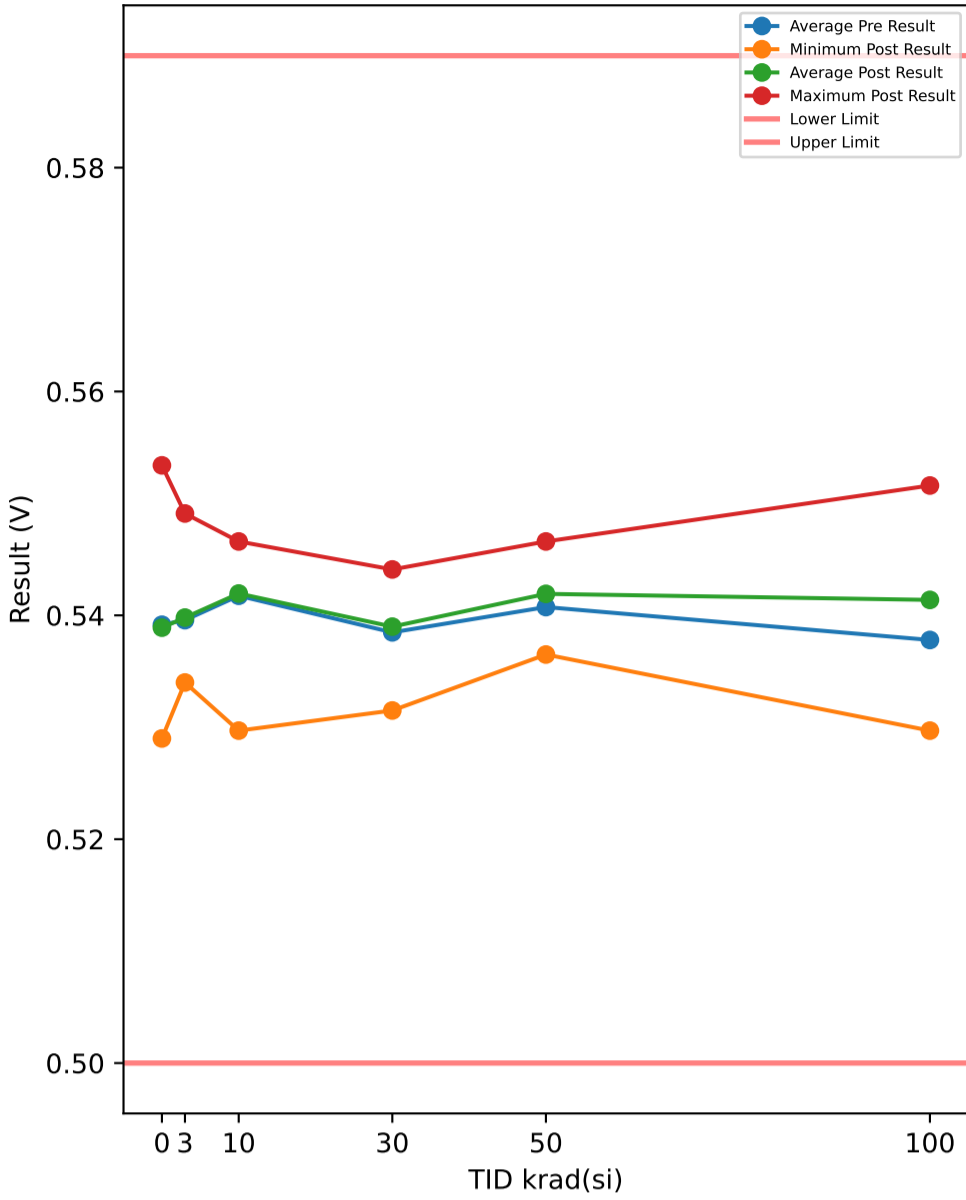
Serial #	krad(si)	Exposure Conditions	Pre Result	Post Result	Delta
1	3	7V Biased HDR	0.5703	0.5703	0
2	3	7V Biased HDR	0.5753	0.5753	0
3	3	7V Biased HDR	0.5785	0.5778	-0.0007
4	3	7V Biased HDR	0.5747	0.5741	-0.0006
5	3	7V Biased HDR	0.5854	0.5854	0
6	3	Unbiased HDR	0.5728	0.5728	0
7	3	Unbiased HDR	0.5791	0.5791	0
8	3	Unbiased HDR	0.5735	0.5735	0
9	3	Unbiased HDR	0.5785	0.5791	0.0006
10	3	Unbiased HDR	0.5747	0.5753	0.0006
11	10	7V Biased HDR	0.5841	0.5835	-0.0006
12	10	7V Biased HDR	0.5791	0.5797	0.0006
13	10	7V Biased HDR	0.5804	0.581	0.0006
14	10	7V Biased HDR	0.5791	0.5797	0.0006
15	10	7V Biased HDR	0.5666	0.566	-0.0006
16	10	Unbiased HDR	0.5778	0.5778	0
17	10	Unbiased HDR	0.5722	0.5728	0.0006
18	10	Unbiased HDR	0.5847	0.5829	-0.0018
19	10	Unbiased HDR	0.5822	0.5835	0.0013
20	10	Unbiased HDR	0.5791	0.5778	-0.0013
21	30	7V Biased HDR	0.5728	0.5728	0
22	30	7V Biased HDR	0.5797	0.581	0.0013
23	30	7V Biased HDR	0.5678	0.5685	0.0007
24	30	7V Biased HDR	0.5766	0.5772	0.0006
25	30	7V Biased HDR	0.5666	0.5685	0.0019
26	30	Unbiased HDR	0.5829	0.5816	-0.0013
27	30	Unbiased HDR	0.5772	0.5778	0.0006
28	30	Unbiased HDR	0.5772	0.5753	-0.0019
29	30	Unbiased HDR	0.5753	0.5766	0.0013
30	30	Unbiased HDR	0.5778	0.5791	0.0013
31	50	7V Biased HDR	0.5797	0.5835	0.0038
32	50	7V Biased HDR	0.5735	0.5747	0.0012
33	50	7V Biased HDR	0.5728	0.5735	0.0007
34	50	7V Biased HDR	0.5728	0.5735	0.0007
35	50	7V Biased HDR	0.5785	0.581	0.0025
36	50	Unbiased HDR	0.5804	0.5822	0.0018
37	50	Unbiased HDR	0.5772	0.5797	0.0025
38	50	Unbiased HDR	0.5835	0.5835	0
39	50	Unbiased HDR	0.5804	0.5841	0.0037
40	50	Unbiased HDR	0.5753	0.5747	-0.0006
41	100	7V Biased HDR	0.5703	0.5791	0.0088
42	100	7V Biased HDR	0.5835	0.5897	0.0062
43	100	7V Biased HDR	0.5691	0.5666	-0.0025
44	100	7V Biased HDR	0.576	0.5879	0.0119
45	100	7V Biased HDR	0.5691	0.5772	0.0081
46	100	Unbiased HDR	0.5791	0.5829	0.0038
47	100	Unbiased HDR	0.5747	0.5766	0.0019
48	100	Unbiased HDR	0.5766	0.5791	0.0025
49	100	Unbiased HDR	0.5685	0.5697	0.0012
50	100	Unbiased HDR	0.5772	0.5797	0.0025
51	0	Correlation	0.5728	0.5722	-0.0006
52	0	Correlation	0.5785	0.5778	-0.0007
53	0	Correlation	0.5722	0.5716	-0.0006
54	0	Correlation	0.5904	0.5897	-0.0007
55	0	Correlation	0.566	0.566	0

Test Statistics (V)

krad(si)	Pre Exposure Min	Pre Exposure Avg	Pre Exposure Max	Pre Exposure Std	Post Exposure Min	Post Exposure Avg	Post Exposure Max	Post Exposure Std	Min Delta	Avg Delta	Max Delta	Std Delta
0	0.566	0.57598	0.5904	0.0091963	0.566	0.57546	0.5897	0.0089899	-0.0007	-0.00052	0	0.00029496
3	0.5703	0.57628	0.5854	0.0042497	0.5703	0.57627	0.5854	0.0042643	-0.0007	-1e-05	0.0006	0.00041753
10	0.5666	0.57853	0.5847	0.0054768	0.566	0.57847	0.5835	0.0054589	-0.0018	-6e-05	0.0013	0.00098568
30	0.5666	0.57539	0.5829	0.0050595	0.5685	0.57584	0.5816	0.0046426	-0.0019	0.00045	0.0019	0.0012095
50	0.5728	0.57741	0.5835	0.0037072	0.5735	0.57904	0.5841	0.004456	-0.0006	0.00163	0.0038	0.0014937
100	0.5685	0.57441	0.5835	0.0050335	0.5666	0.57885	0.5897	0.0071371	-0.0025	0.00444	0.0119	0.0042714

Device Test: 7.4 OVP_VTH_Falling(OVP_UVLO_FALLING_1p8V)

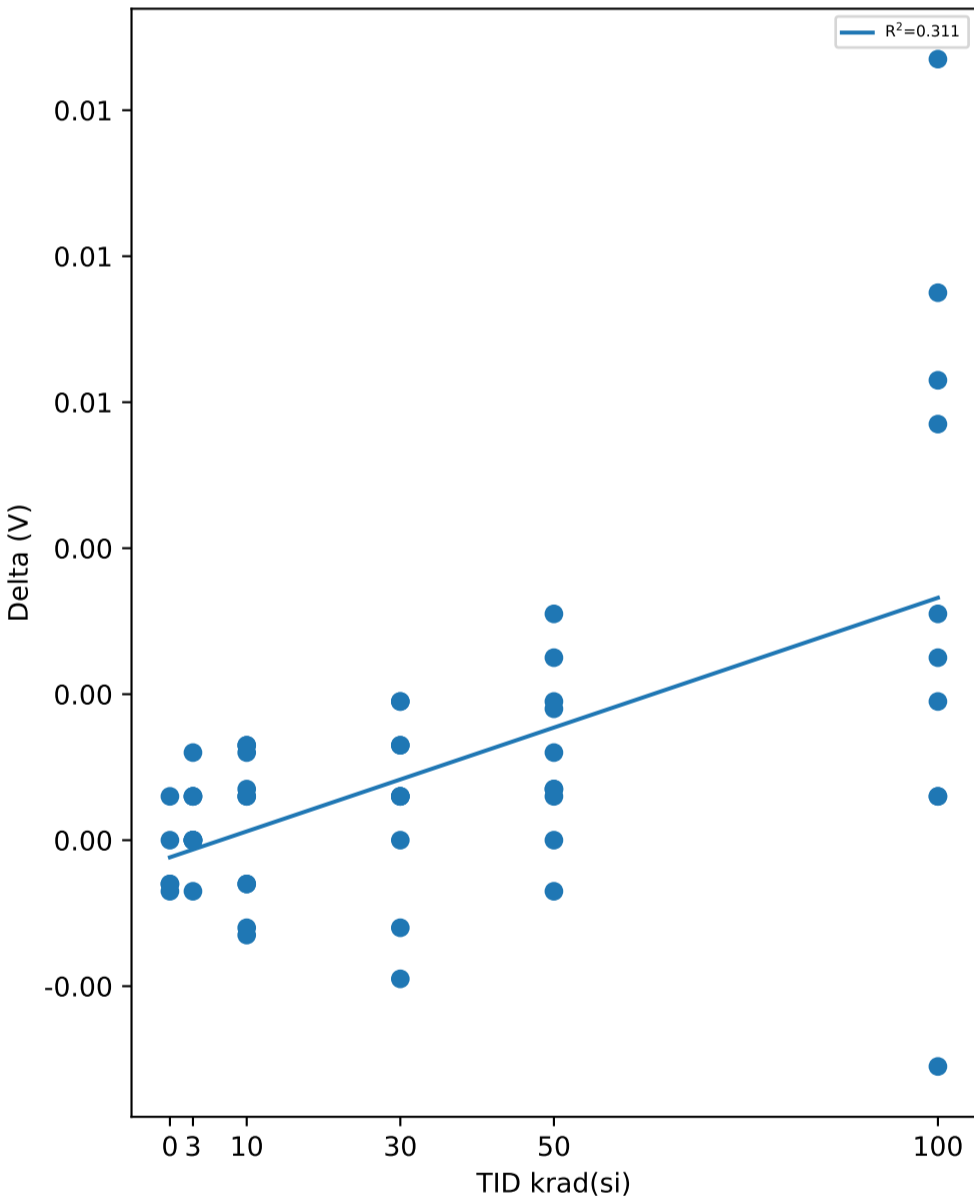
TID vs Result Stats



Test Results (Lower Limit = 0.5, Upper Limit = 0.59 (V))

Serial #	krad(si)	Exposure Conditions	Pre Result	Post Result	Delta
1	3	7V Biased HDR	0.5347	0.534	-0.0007
2	3	7V Biased HDR	0.5384	0.539	0.0006
3	3	7V Biased HDR	0.5416	0.5416	0
4	3	7V Biased HDR	0.5378	0.5378	0
5	3	7V Biased HDR	0.5491	0.5491	0
6	3	Unbiased HDR	0.5353	0.5359	0.0006
7	3	Unbiased HDR	0.5422	0.5422	0
8	3	Unbiased HDR	0.5372	0.5372	0
9	3	Unbiased HDR	0.5422	0.5428	0.0006
10	3	Unbiased HDR	0.5372	0.5384	0.0012
11	10	7V Biased HDR	0.5472	0.5466	-0.0006
12	10	7V Biased HDR	0.5416	0.5422	0.0006
13	10	7V Biased HDR	0.5441	0.5453	0.0012
14	10	7V Biased HDR	0.5422	0.5428	0.0006
15	10	7V Biased HDR	0.5309	0.5297	-0.0012
16	10	Unbiased HDR	0.5409	0.5416	0.0007
17	10	Unbiased HDR	0.5359	0.5372	0.0013
18	10	Unbiased HDR	0.5472	0.5466	-0.0006
19	10	Unbiased HDR	0.5453	0.5466	0.0013
20	10	Unbiased HDR	0.5422	0.5409	-0.0013
21	30	7V Biased HDR	0.5365	0.5365	0
22	30	7V Biased HDR	0.5422	0.5441	0.0019
23	30	7V Biased HDR	0.5309	0.5315	0.0006
24	30	7V Biased HDR	0.5397	0.5403	0.0006
25	30	7V Biased HDR	0.5303	0.5322	0.0019
26	30	Unbiased HDR	0.5453	0.5441	-0.0012
27	30	Unbiased HDR	0.5403	0.5409	0.0006
28	30	Unbiased HDR	0.5397	0.5378	-0.0019
29	30	Unbiased HDR	0.539	0.5403	0.0013
30	30	Unbiased HDR	0.5409	0.5422	0.0013
31	50	7V Biased HDR	0.5428	0.5459	0.0031
32	50	7V Biased HDR	0.5365	0.5372	0.0007
33	50	7V Biased HDR	0.5372	0.5365	-0.0007
34	50	7V Biased HDR	0.5359	0.5365	0.0006
35	50	7V Biased HDR	0.5422	0.5434	0.0012
36	50	Unbiased HDR	0.5434	0.5453	0.0019
37	50	Unbiased HDR	0.5416	0.5434	0.0018
38	50	Unbiased HDR	0.5459	0.5466	0.0007
39	50	Unbiased HDR	0.5441	0.5466	0.0025
40	50	Unbiased HDR	0.5378	0.5378	0
41	100	7V Biased HDR	0.5347	0.5422	0.0075
42	100	7V Biased HDR	0.5459	0.5516	0.0057
43	100	7V Biased HDR	0.5328	0.5297	-0.0031
44	100	7V Biased HDR	0.539	0.5497	0.0107
45	100	7V Biased HDR	0.5334	0.5397	0.0063
46	100	Unbiased HDR	0.5422	0.5453	0.0031
47	100	Unbiased HDR	0.5384	0.539	0.0006
48	100	Unbiased HDR	0.5397	0.5422	0.0025
49	100	Unbiased HDR	0.5322	0.5328	0.0006
50	100	Unbiased HDR	0.5397	0.5416	0.0019
51	0	Correlation	0.5359	0.5353	-0.0006
52	0	Correlation	0.5409	0.5409	0
53	0	Correlation	0.5365	0.5359	-0.0006
54	0	Correlation	0.5528	0.5534	0.0006
55	0	Correlation	0.5297	0.529	-0.0007

TID vs Post - Pre Exposure Delta

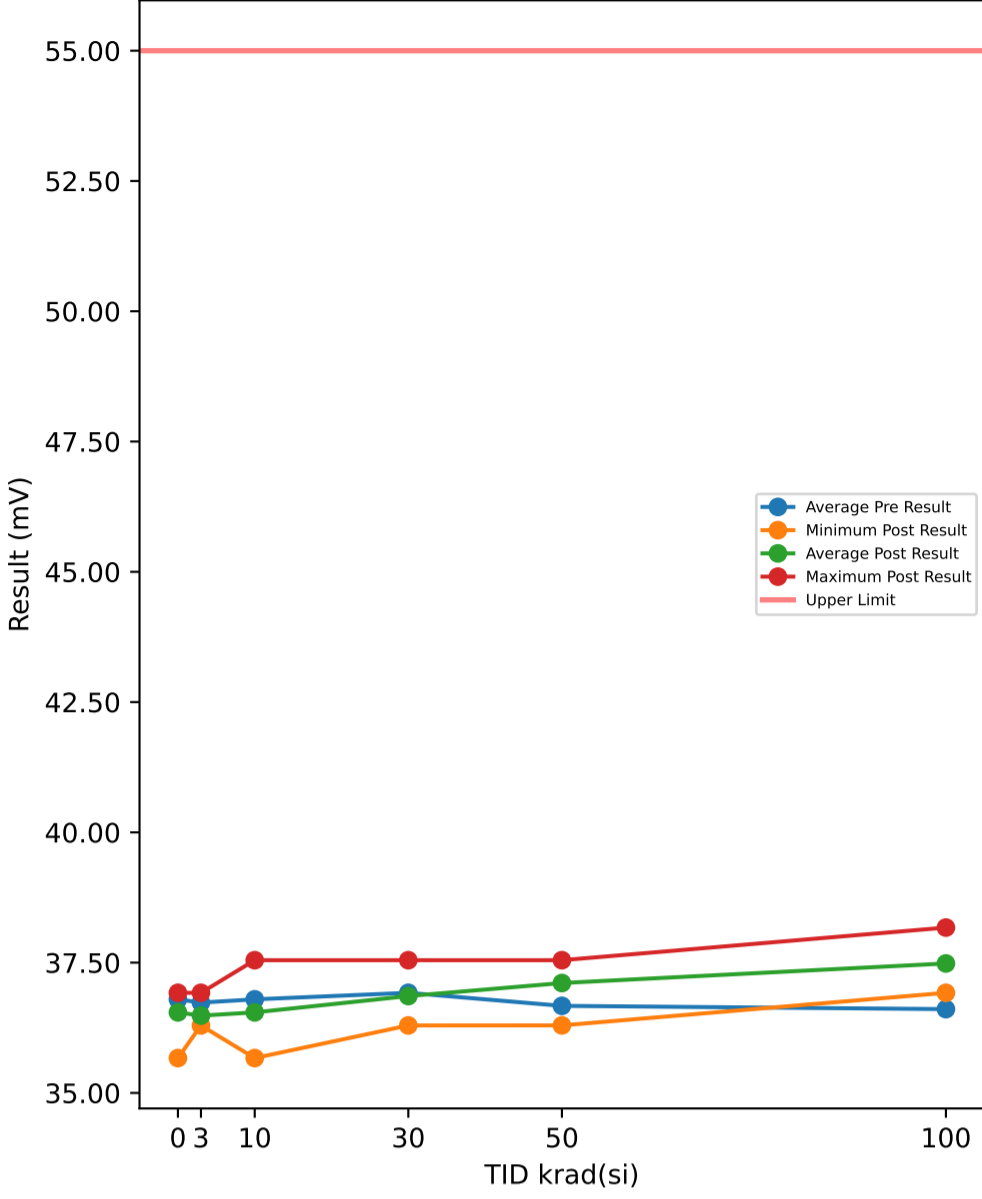


Test Statistics (V)

krad(si)	Pre Exposure Min	Pre Exposure Avg	Pre Exposure Max	Pre Exposure Std	Post Exposure Min	Post Exposure Avg	Post Exposure Max	Post Exposure Std	Min Delta	Avg Delta	Max Delta	Std Delta
0	0.5297	0.53916	0.5528	0.0086063	0.529	0.5389	0.5534	0.0091408	-0.0007	-0.00026	0.0006	0.00055498
3	0.5347	0.53957	0.5491	0.0043007	0.534	0.5398	0.5491	0.0043037	-0.0007	0.00023	0.0012	0.00052504
10	0.5309	0.54175	0.5472	0.0050621	0.5297	0.54195	0.5466	0.0052781	-0.0013	0.0002	0.0013	0.0010263
30	0.5303	0.53848	0.5453	0.0047265	0.5315	0.53899	0.5441	0.004465	-0.0019	0.00051	0.0019	0.001253
50	0.5359	0.54074	0.5459	0.0035697	0.5365	0.54192	0.5466	0.0043901	-0.0007	0.00118	0.0031	0.0011574
100	0.5322	0.5378	0.5459	0.0044637	0.5297	0.54138	0.5516	0.0067409	-0.0031	0.00358	0.0107	0.0040077

Device Test: 7.5 OVP_HYST(OVP_UVLO_HYSTERESIS_1p8V)

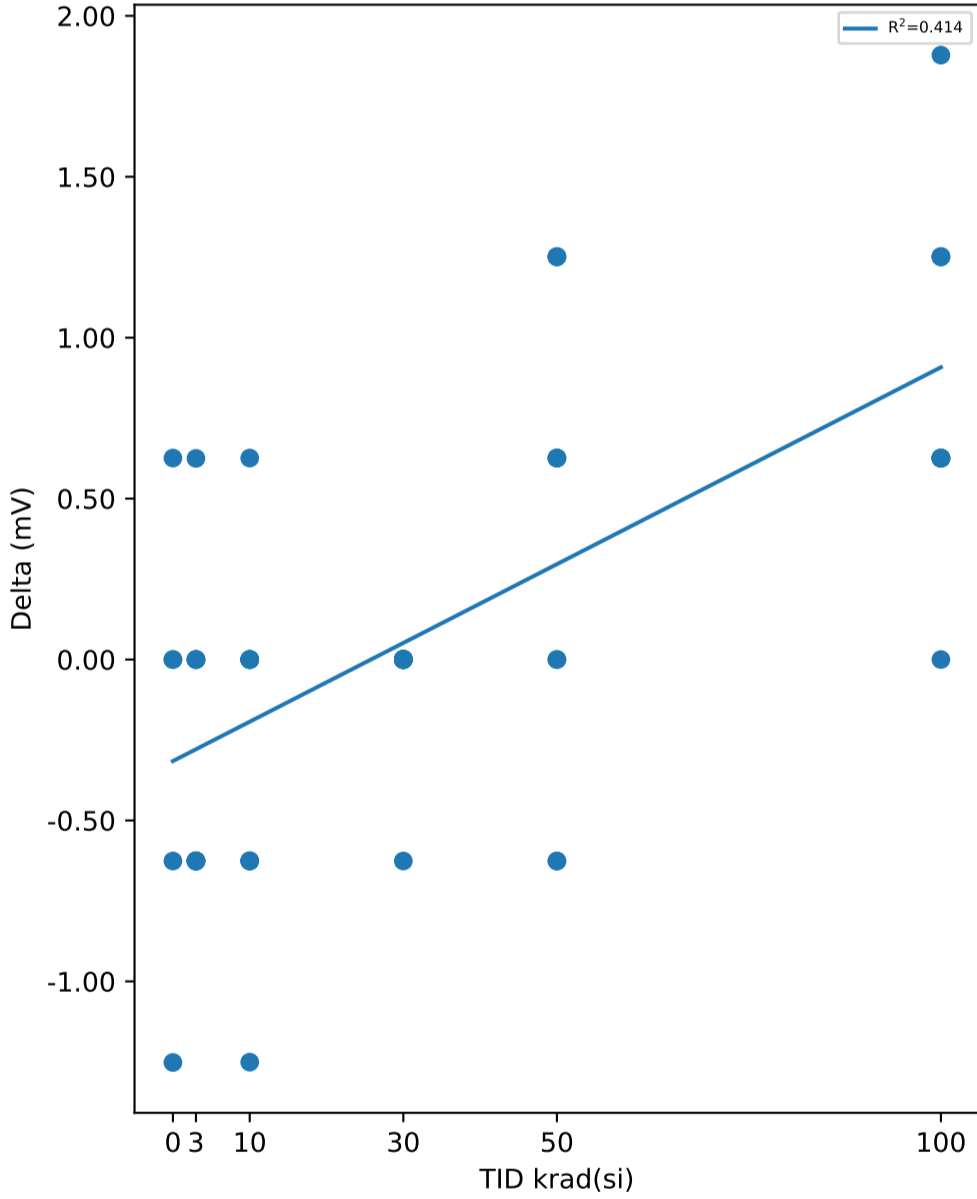
TID vs Result Stats



Test Results (Upper Limit = 55.0 (mV))

Serial #	krad(si)	Exposure Conditions	Pre Result	Post Result	Delta
1	3	7V Biased HDR	35.67	36.295	0.625
2	3	7V Biased HDR	36.921	36.295	-0.626
3	3	7V Biased HDR	36.921	36.295	-0.626
4	3	7V Biased HDR	36.921	36.296	-0.625
5	3	7V Biased HDR	36.296	36.296	0
6	3	Unbiased HDR	37.547	36.921	-0.626
7	3	Unbiased HDR	36.921	36.921	0
8	3	Unbiased HDR	36.296	36.296	0
9	3	Unbiased HDR	36.295	36.295	0
10	3	Unbiased HDR	37.547	36.921	-0.626
11	10	7V Biased HDR	36.921	36.921	0
12	10	7V Biased HDR	37.547	37.547	0
13	10	7V Biased HDR	36.295	35.669	-0.626
14	10	7V Biased HDR	36.921	36.921	0
15	10	7V Biased HDR	35.669	36.295	0.626
16	10	Unbiased HDR	36.921	36.295	-0.626
17	10	Unbiased HDR	36.295	35.67	-0.625
18	10	Unbiased HDR	37.547	36.296	-1.251
19	10	Unbiased HDR	36.921	36.921	0
20	10	Unbiased HDR	36.921	36.921	0
21	30	7V Biased HDR	36.295	36.295	0
22	30	7V Biased HDR	37.547	36.921	-0.626
23	30	7V Biased HDR	36.921	36.922	0.001
24	30	7V Biased HDR	36.921	36.922	0.001
25	30	7V Biased HDR	36.295	36.296	0.001
26	30	Unbiased HDR	37.547	37.547	0
27	30	Unbiased HDR	36.922	36.921	-0.001
28	30	Unbiased HDR	37.547	37.547	0
29	30	Unbiased HDR	36.295	36.296	0.001
30	30	Unbiased HDR	36.921	36.921	0
31	50	7V Biased HDR	36.921	37.547	0.626
32	50	7V Biased HDR	36.921	37.547	0.626
33	50	7V Biased HDR	35.67	36.921	1.251
34	50	7V Biased HDR	36.921	36.921	0
35	50	7V Biased HDR	36.295	37.547	1.252
36	50	Unbiased HDR	36.921	36.921	0
37	50	Unbiased HDR	35.67	36.296	0.626
38	50	Unbiased HDR	37.547	36.921	-0.626
39	50	Unbiased HDR	36.295	37.547	1.252
40	50	Unbiased HDR	37.547	36.921	-0.626
41	100	7V Biased HDR	35.67	36.921	1.251
42	100	7V Biased HDR	37.547	38.173	0.626
43	100	7V Biased HDR	36.295	36.921	0.626
44	100	7V Biased HDR	36.921	38.173	1.252
45	100	7V Biased HDR	35.669	37.547	1.878
46	100	Unbiased HDR	36.921	37.547	0.626
47	100	Unbiased HDR	36.295	37.547	1.252
48	100	Unbiased HDR	36.921	36.921	0
49	100	Unbiased HDR	36.296	36.921	0.625
50	100	Unbiased HDR	37.547	38.173	0.626
51	0	Correlation	36.921	36.921	0
52	0	Correlation	37.547	36.921	-0.626
53	0	Correlation	35.669	35.669	0
54	0	Correlation	37.547	36.295	-1.252
55	0	Correlation	36.295	36.921	0.626

TID vs Post - Pre Exposure Delta

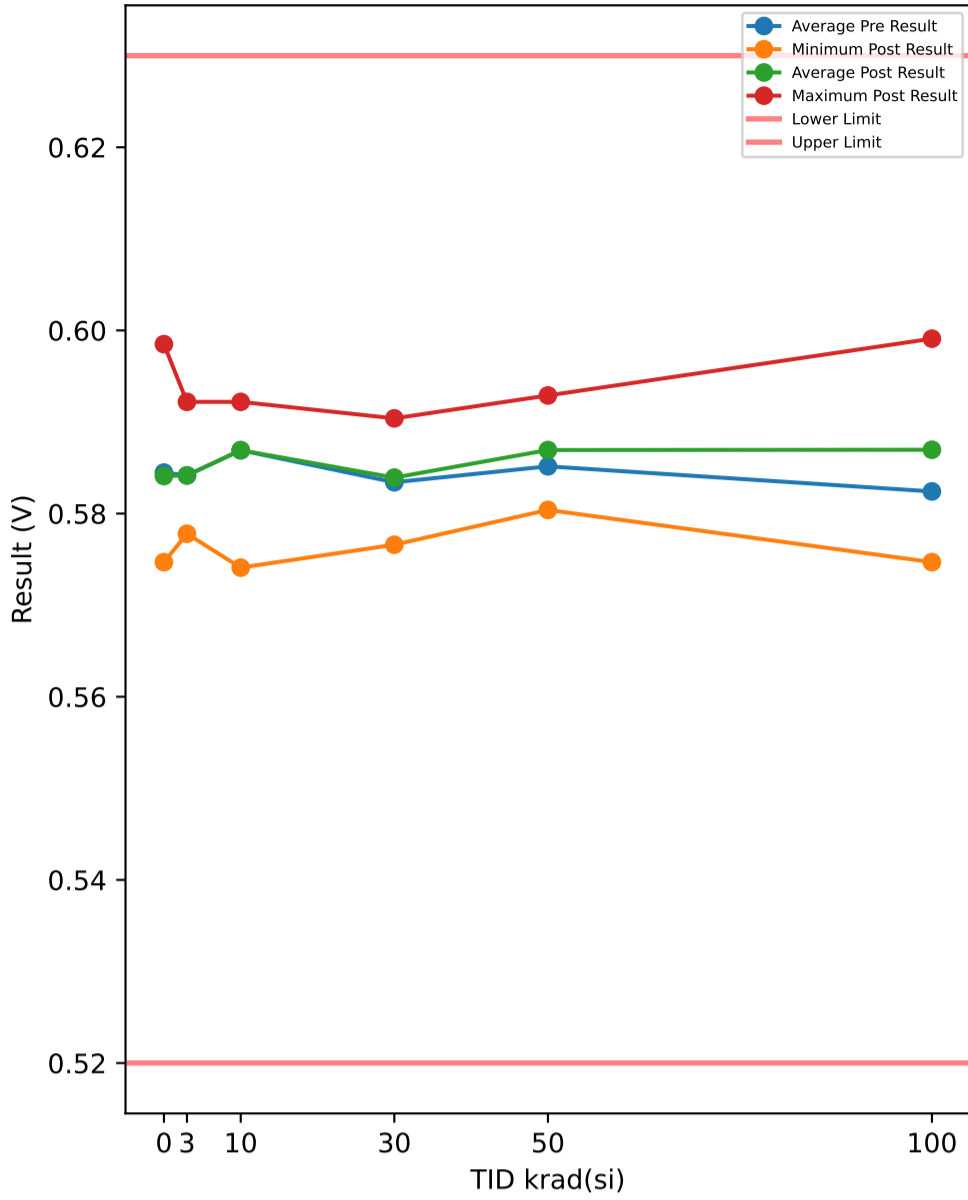


Test Statistics (mV)

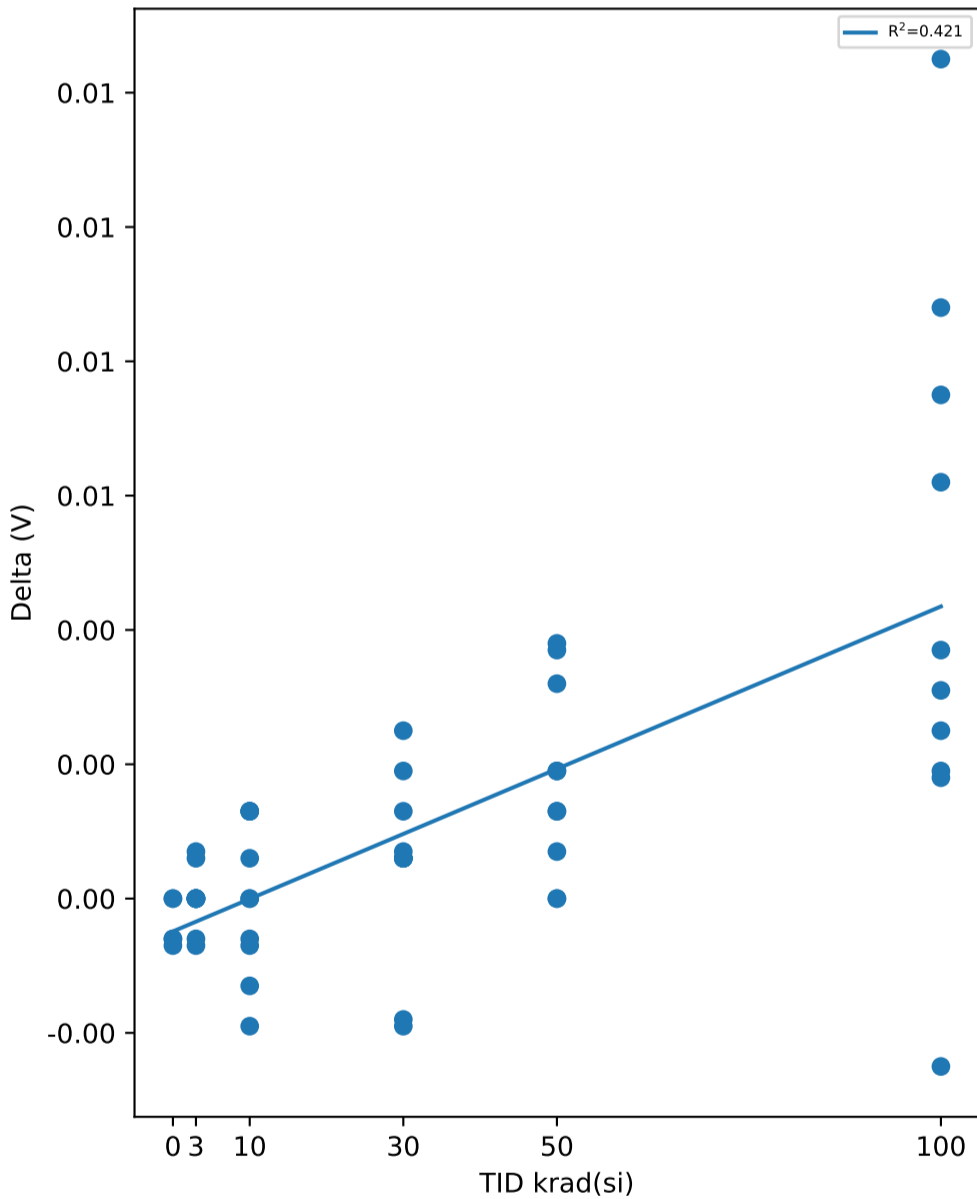
krad(si)	Pre Exposure Min	Pre Exposure Avg	Pre Exposure Max	Pre Exposure Std	Post Exposure Min	Post Exposure Avg	Post Exposure Max	Post Exposure Std	Min Delta	Avg Delta	Max Delta	Std Delta
0	35.669	36.796	37.547	0.8162	35.669	36.545	36.921	0.55991	-1.252	-0.2504	0.626	0.71375
3	35.67	36.733	37.547	0.59351	36.295	36.483	36.921	0.30218	-0.626	-0.2504	0.625	0.43739
10	35.669	36.796	37.547	0.57525	35.669	36.546	37.547	0.60457	-1.251	-0.2502	0.626	0.5276
30	36.295	36.921	37.547	0.51113	36.295	36.859	37.547	0.46166	-0.626	-0.0623	0.001	0.19807
50	35.67	36.671	37.547	0.6726	36.296	37.109	37.547	0.4223	-0.626	0.4381	1.252	0.72572
100	35.669	36.608	37.547	0.67595	36.921	37.484	38.173	0.54812	0	0.8762	1.878	0.52786

Device Test: 7.6 OVP_VTH_Rising(OVP_UVLO_RISING_3p3V)

TID vs Result Stats



TID vs Post - Pre Exposure Delta



Test Results (Lower Limit = 0.52, Upper Limit = 0.63 (V))

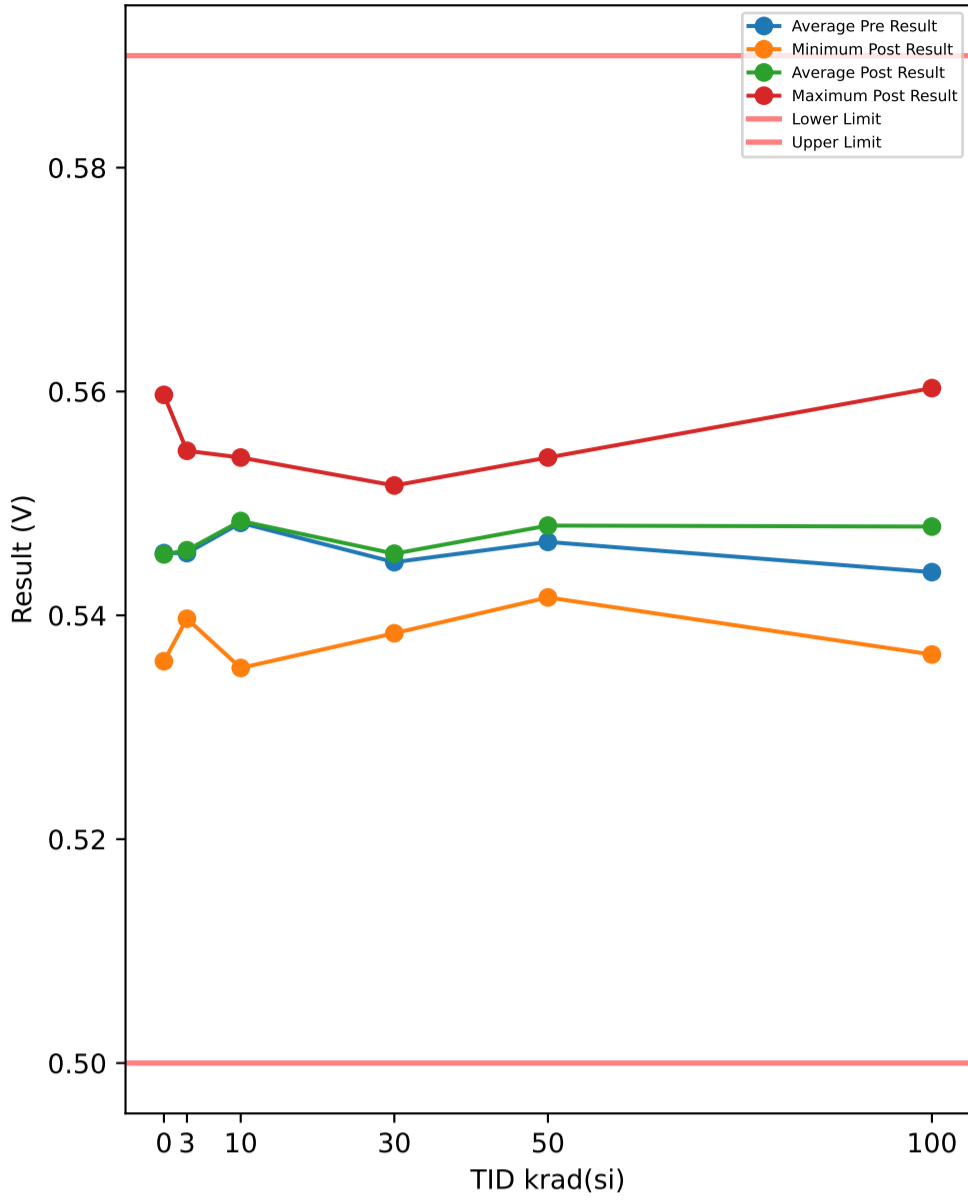
Serial #	krad(si)	Exposure Conditions	Pre Result	Post Result	Delta
1	3	7V Biased HDR	0.5778	0.5778	0
2	3	7V Biased HDR	0.5835	0.5835	0
3	3	7V Biased HDR	0.5866	0.5866	0
4	3	7V Biased HDR	0.5829	0.5829	0
5	3	7V Biased HDR	0.5929	0.5922	-0.0007
6	3	Unbiased HDR	0.581	0.581	0
7	3	Unbiased HDR	0.5872	0.5866	-0.0006
8	3	Unbiased HDR	0.5816	0.5816	0
9	3	Unbiased HDR	0.586	0.5866	0.0006
10	3	Unbiased HDR	0.5822	0.5829	0.0007
11	10	7V Biased HDR	0.5929	0.5922	-0.0007
12	10	7V Biased HDR	0.5866	0.5879	0.0013
13	10	7V Biased HDR	0.5897	0.5897	0
14	10	7V Biased HDR	0.5866	0.5879	0.0013
15	10	7V Biased HDR	0.5747	0.5741	-0.0006
16	10	Unbiased HDR	0.586	0.586	0
17	10	Unbiased HDR	0.5797	0.581	0.0013
18	10	Unbiased HDR	0.5929	0.5916	-0.0013
19	10	Unbiased HDR	0.5916	0.5922	0.0006
20	10	Unbiased HDR	0.5885	0.5866	-0.0019
21	30	7V Biased HDR	0.5797	0.5804	0.0007
22	30	7V Biased HDR	0.5872	0.5885	0.0013
23	30	7V Biased HDR	0.576	0.5766	0.0006
24	30	7V Biased HDR	0.5841	0.5847	0.0006
25	30	7V Biased HDR	0.5747	0.5766	0.0019
26	30	Unbiased HDR	0.5922	0.5904	-0.0018
27	30	Unbiased HDR	0.5854	0.586	0.0006
28	30	Unbiased HDR	0.5854	0.5835	-0.0019
29	30	Unbiased HDR	0.5829	0.5854	0.0025
30	30	Unbiased HDR	0.5866	0.5872	0.0006
31	50	7V Biased HDR	0.5879	0.5916	0.0037
32	50	7V Biased HDR	0.5822	0.5835	0.0013
33	50	7V Biased HDR	0.5797	0.5804	0.0007
34	50	7V Biased HDR	0.5797	0.581	0.0013
35	50	7V Biased HDR	0.586	0.5879	0.0019
36	50	Unbiased HDR	0.5885	0.5904	0.0019
37	50	Unbiased HDR	0.5841	0.5879	0.0038
38	50	Unbiased HDR	0.5916	0.5916	0
39	50	Unbiased HDR	0.5897	0.5929	0.0032
40	50	Unbiased HDR	0.5822	0.5822	0
41	100	7V Biased HDR	0.5791	0.5879	0.0088
42	100	7V Biased HDR	0.5929	0.5991	0.0062
43	100	7V Biased HDR	0.5772	0.5747	-0.0025
44	100	7V Biased HDR	0.5847	0.5972	0.0125
45	100	7V Biased HDR	0.5766	0.5841	0.0075
46	100	Unbiased HDR	0.5866	0.5891	0.0025
47	100	Unbiased HDR	0.5822	0.5841	0.0019
48	100	Unbiased HDR	0.5835	0.5872	0.0037
49	100	Unbiased HDR	0.576	0.5778	0.0018
50	100	Unbiased HDR	0.5854	0.5885	0.0031
51	0	Correlation	0.581	0.5804	-0.0006
52	0	Correlation	0.5879	0.5872	-0.0007
53	0	Correlation	0.5797	0.5797	0
54	0	Correlation	0.5991	0.5985	-0.0006
55	0	Correlation	0.5747	0.5747	0

Test Statistics (V)

krad(si)	Pre Exposure Min	Pre Exposure Avg	Pre Exposure Max	Pre Exposure Std	Post Exposure Min	Post Exposure Avg	Post Exposure Max	Post Exposure Std	Min Delta	Avg Delta	Max Delta	Std Delta
0	0.5747	0.58448	0.5991	0.0094346	0.5747	0.5841	0.5985	0.0091976	-0.0007	-0.00038	0	0.00034928
3	0.5778	0.58417	0.5929	0.0041876	0.5778	0.58417	0.5922	0.0039875	-0.0007	-1.1102e-17	0.0007	0.00043461
10	0.5747	0.58692	0.5929	0.0058324	0.5741	0.58692	0.5922	0.0056535	-0.0019	-1.1102e-17	0.0013	0.0011343
30	0.5747	0.58342	0.5922	0.0053229	0.5766	0.58393	0.5904	0.0047209	-0.0019	0.00051	0.0025	0.0014035
50	0.5797	0.58516	0.5916	0.0042127	0.5804	0.58694	0.5929	0.0047741	0	0.00178	0.0038	0.0014054
100	0.576	0.58242	0.5929	0.0053329	0.5747	0.58697	0.5991	0.0075329	-0.0025	0.00455	0.0125	0.0042688

Device Test: 7.7 OVP_VTH_Falling(OVP_UVLO_FALLING_3p3V)

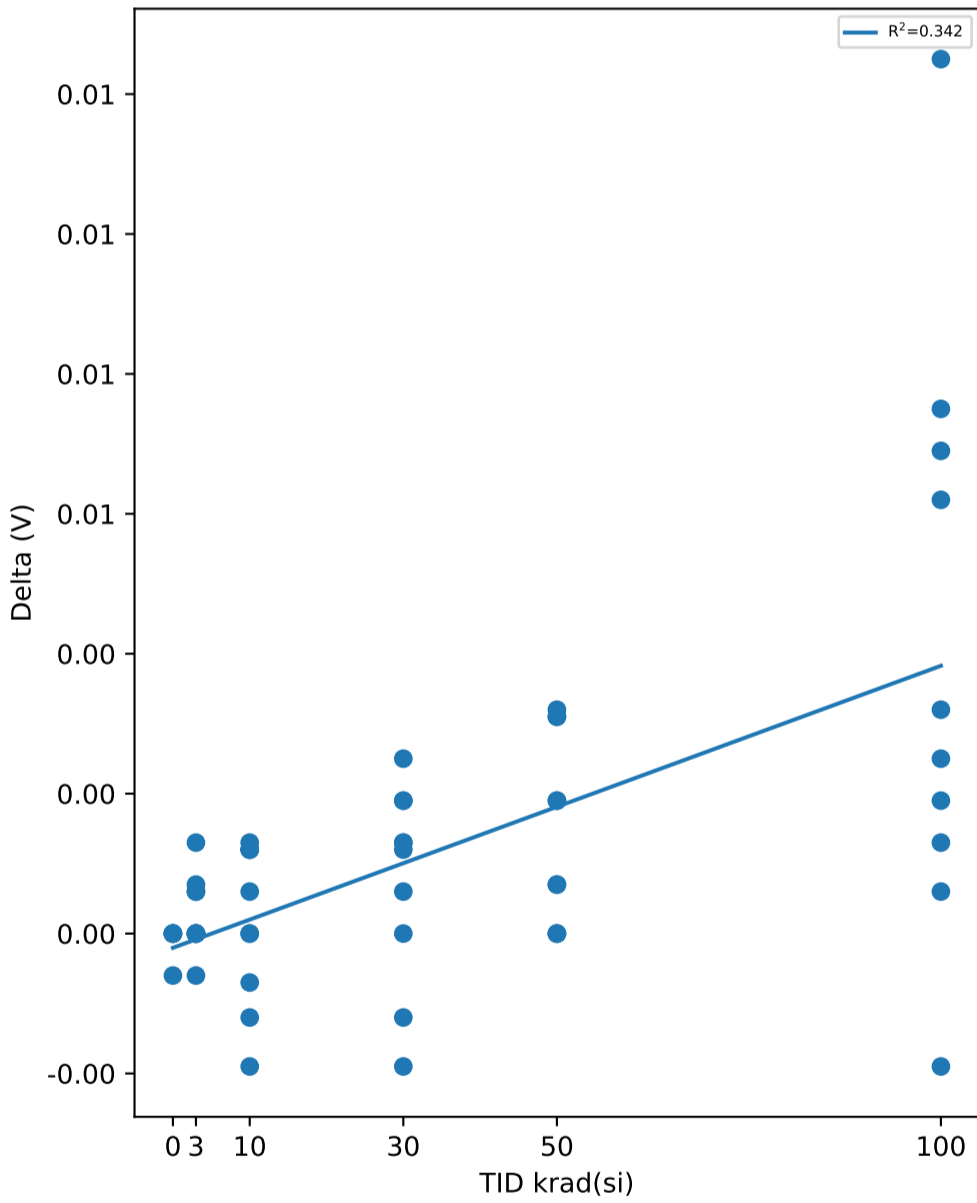
TID vs Result Stats



Test Results (Lower Limit = 0.5, Upper Limit = 0.59 (V))

Serial #	krad(si)	Exposure Conditions	Pre Result	Post Result	Delta
1	3	7V Biased HDR	0.5403	0.5397	-0.0006
2	3	7V Biased HDR	0.5447	0.5453	0.0006
3	3	7V Biased HDR	0.5478	0.5478	0
4	3	7V Biased HDR	0.5441	0.5447	0.0006
5	3	7V Biased HDR	0.5547	0.5547	0
6	3	Unbiased HDR	0.5416	0.5416	0
7	3	Unbiased HDR	0.5484	0.5484	0
8	3	Unbiased HDR	0.5428	0.5428	0
9	3	Unbiased HDR	0.5484	0.5491	0.0007
10	3	Unbiased HDR	0.5428	0.5441	0.0013
11	10	7V Biased HDR	0.5541	0.5541	0
12	10	7V Biased HDR	0.5472	0.5484	0.0012
13	10	7V Biased HDR	0.5516	0.5522	0.0006
14	10	7V Biased HDR	0.5478	0.5491	0.0013
15	10	7V Biased HDR	0.5365	0.5353	-0.0012
16	10	Unbiased HDR	0.5472	0.5472	0
17	10	Unbiased HDR	0.5422	0.5434	0.0012
18	10	Unbiased HDR	0.5541	0.5534	-0.0007
19	10	Unbiased HDR	0.5522	0.5534	0.0012
20	10	Unbiased HDR	0.5497	0.5478	-0.0019
21	30	7V Biased HDR	0.5422	0.5422	0
22	30	7V Biased HDR	0.5478	0.5497	0.0019
23	30	7V Biased HDR	0.5372	0.5384	0.0012
24	30	7V Biased HDR	0.5453	0.5466	0.0013
25	30	7V Biased HDR	0.5365	0.5384	0.0019
26	30	Unbiased HDR	0.5528	0.5516	-0.0012
27	30	Unbiased HDR	0.5466	0.5472	0.0006
28	30	Unbiased HDR	0.5466	0.5447	-0.0019
29	30	Unbiased HDR	0.5447	0.5472	0.0025
30	30	Unbiased HDR	0.5478	0.5491	0.0013
31	50	7V Biased HDR	0.5497	0.5528	0.0031
32	50	7V Biased HDR	0.5434	0.5441	0.0007
33	50	7V Biased HDR	0.5422	0.5422	0
34	50	7V Biased HDR	0.5409	0.5416	0.0007
35	50	7V Biased HDR	0.5472	0.5491	0.0019
36	50	Unbiased HDR	0.5497	0.5516	0.0019
37	50	Unbiased HDR	0.5466	0.5497	0.0031
38	50	Unbiased HDR	0.5522	0.5522	0
39	50	Unbiased HDR	0.5509	0.5541	0.0032
40	50	Unbiased HDR	0.5428	0.5428	0
41	100	7V Biased HDR	0.5416	0.5491	0.0075
42	100	7V Biased HDR	0.5541	0.5603	0.0062
43	100	7V Biased HDR	0.5384	0.5365	-0.0019
44	100	7V Biased HDR	0.5453	0.5578	0.0125
45	100	7V Biased HDR	0.5384	0.5453	0.0069
46	100	Unbiased HDR	0.5484	0.5503	0.0019
47	100	Unbiased HDR	0.5434	0.5447	0.0013
48	100	Unbiased HDR	0.5447	0.5472	0.0025
49	100	Unbiased HDR	0.5384	0.539	0.0006
50	100	Unbiased HDR	0.5459	0.5491	0.0032
51	0	Correlation	0.5416	0.5416	0
52	0	Correlation	0.5484	0.5484	0
53	0	Correlation	0.5422	0.5416	-0.0006
54	0	Correlation	0.5597	0.5597	0
55	0	Correlation	0.5359	0.5359	0

TID vs Post - Pre Exposure Delta

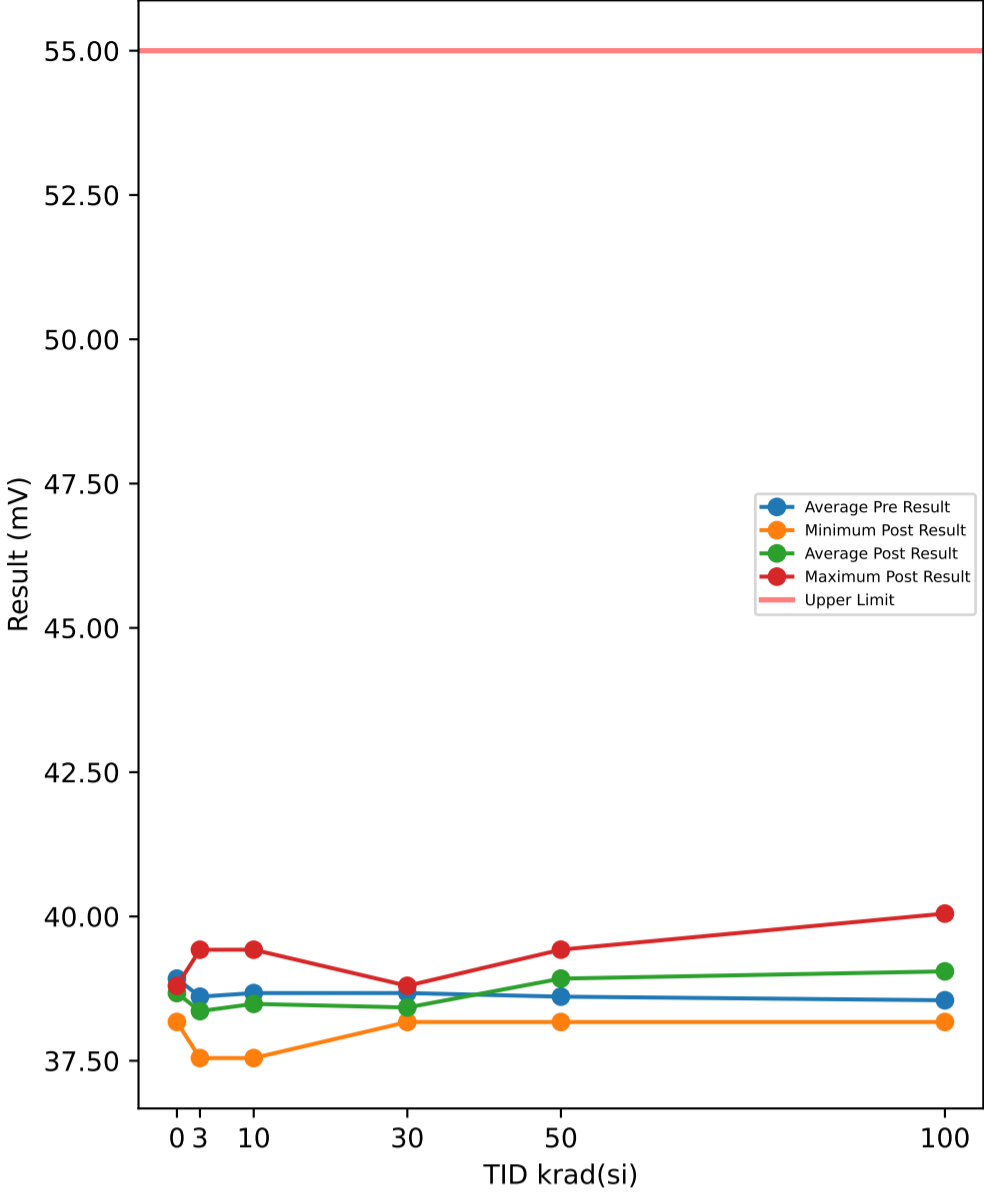


Test Statistics (V)

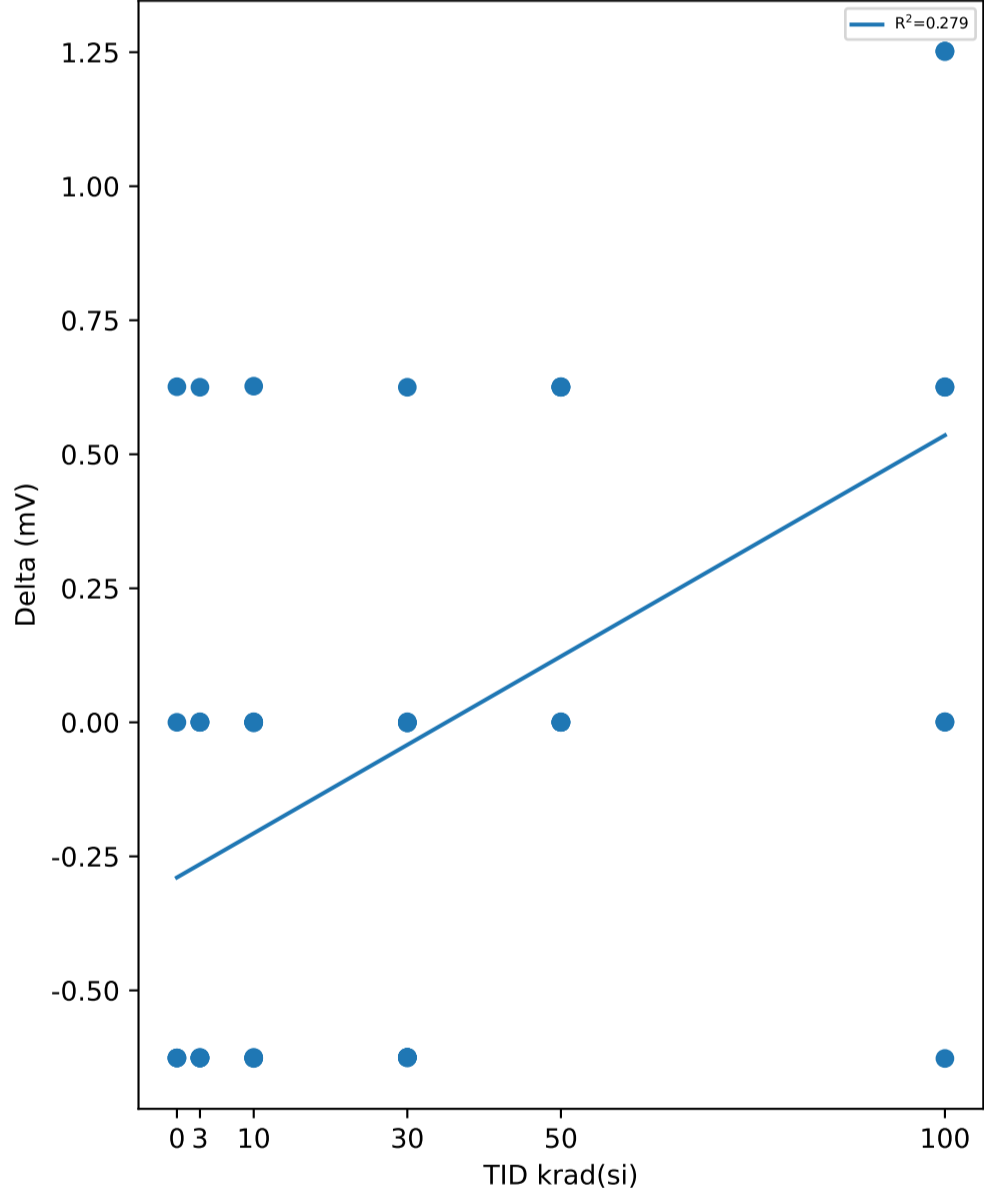
krad(si)	Pre Exposure Min	Pre Exposure Avg	Pre Exposure Max	Pre Exposure Std	Post Exposure Min	Post Exposure Avg	Post Exposure Max	Post Exposure Std	Min Delta	Avg Delta	Max Delta	Std Delta
0	0.5359	0.54556	0.5597	0.0090594	0.5359	0.54544	0.5597	0.0091188	-0.0006	-0.00012	0	0.00026833
3	0.5403	0.54556	0.5547	0.0042966	0.5397	0.54582	0.5547	0.0043341	-0.0006	0.00026	0.0013	0.00053583
10	0.5365	0.54826	0.5541	0.0055221	0.5353	0.54843	0.5541	0.0057331	-0.0019	0.00017	0.0013	0.0011363
30	0.5365	0.54475	0.5528	0.004968	0.5384	0.54551	0.5516	0.0045601	-0.0019	0.00076	0.0025	0.0014112
50	0.5409	0.54656	0.5522	0.0040269	0.5416	0.54802	0.5541	0.0048511	0	0.00146	0.0032	0.0013476
100	0.5384	0.54386	0.5541	0.005024	0.5365	0.54793	0.5603	0.0073565	-0.0019	0.00407	0.0125	0.0041987

Device Test: 7.8 OVP_HYST(OVP_UVLO_HYSTERESIS_3p3V)

TID vs Result Stats



TID vs Post - Pre Exposure Delta



Test Results (Upper Limit = 55.0 (mV))

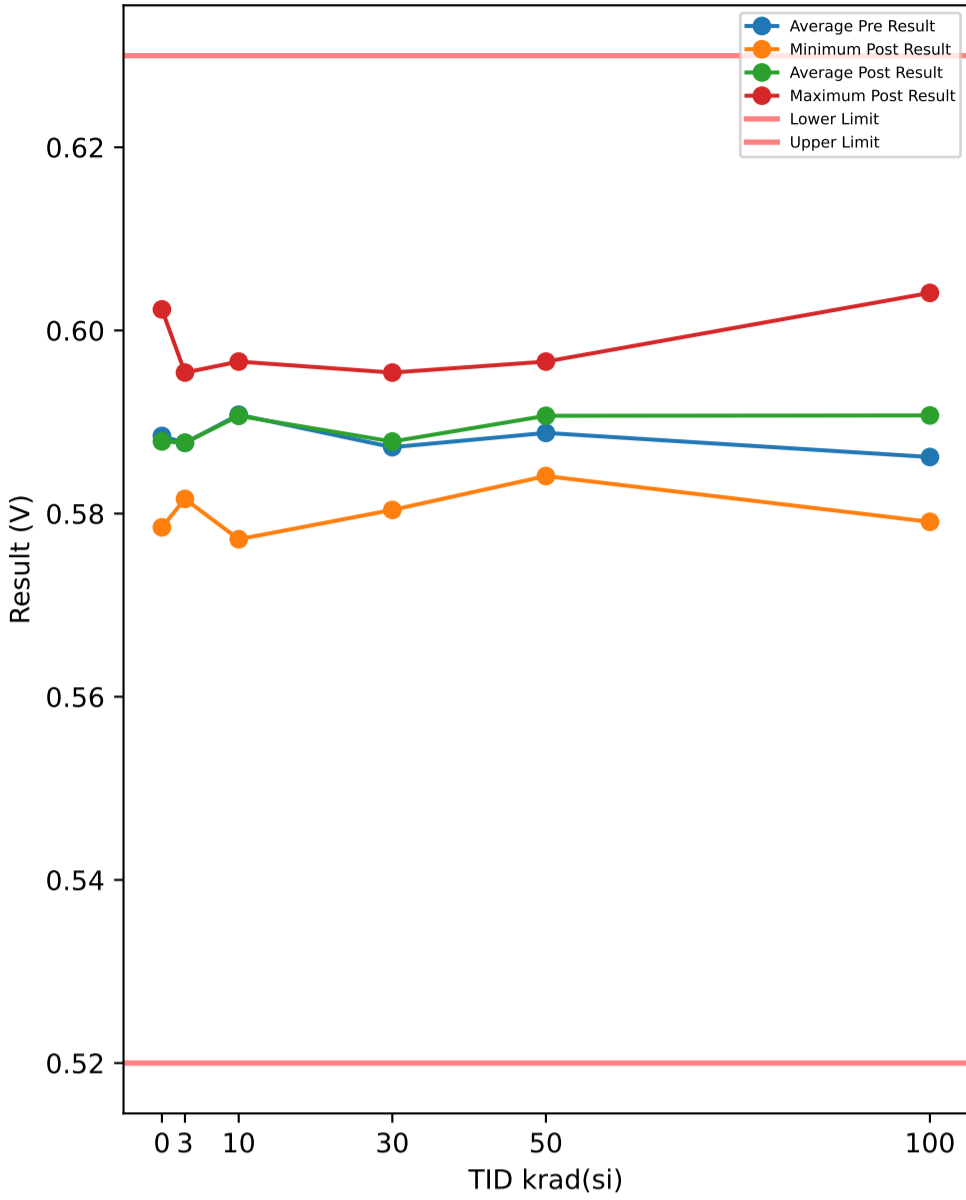
Serial #	krad(si)	Exposure Conditions	Pre Result	Post Result	Delta
1	3	7V Biased HDR	37.547	38.172	0.625
2	3	7V Biased HDR	38.798	38.172	-0.626
3	3	7V Biased HDR	38.798	38.798	0
4	3	7V Biased HDR	38.799	38.173	-0.626
5	3	7V Biased HDR	38.173	37.547	-0.626
6	3	Unbiased HDR	39.424	39.424	0
7	3	Unbiased HDR	38.798	38.172	-0.626
8	3	Unbiased HDR	38.798	38.798	0
9	3	Unbiased HDR	37.546	37.547	0.001
10	3	Unbiased HDR	39.424	38.799	-0.625
11	10	7V Biased HDR	38.798	38.172	-0.626
12	10	7V Biased HDR	39.424	39.424	0
13	10	7V Biased HDR	38.173	37.547	-0.626
14	10	7V Biased HDR	38.798	38.799	0.001
15	10	7V Biased HDR	38.172	38.799	0.627
16	10	Unbiased HDR	38.798	38.798	0
17	10	Unbiased HDR	37.547	37.547	0
18	10	Unbiased HDR	38.798	38.173	-0.625
19	10	Unbiased HDR	39.425	38.798	-0.627
20	10	Unbiased HDR	38.799	38.798	-0.001
21	30	7V Biased HDR	37.547	38.172	0.625
22	30	7V Biased HDR	39.424	38.799	-0.625
23	30	7V Biased HDR	38.799	38.173	-0.626
24	30	7V Biased HDR	38.798	38.173	-0.625
25	30	7V Biased HDR	38.172	38.173	0.001
26	30	Unbiased HDR	39.424	38.799	-0.625
27	30	Unbiased HDR	38.799	38.798	-0.001
28	30	Unbiased HDR	38.799	38.798	-0.001
29	30	Unbiased HDR	38.173	38.173	0
30	30	Unbiased HDR	38.798	38.173	-0.625
31	50	7V Biased HDR	38.173	38.799	0.626
32	50	7V Biased HDR	38.799	39.424	0.625
33	50	7V Biased HDR	37.547	38.172	0.625
34	50	7V Biased HDR	38.799	39.424	0.625
35	50	7V Biased HDR	38.798	38.799	0.001
36	50	Unbiased HDR	38.799	38.799	0
37	50	Unbiased HDR	37.547	38.173	0.626
38	50	Unbiased HDR	39.425	39.425	0
39	50	Unbiased HDR	38.798	38.798	0
40	50	Unbiased HDR	39.424	39.424	0
41	100	7V Biased HDR	37.547	38.799	1.252
42	100	7V Biased HDR	38.798	38.799	0.001
43	100	7V Biased HDR	38.799	38.172	-0.627
44	100	7V Biased HDR	39.424	39.425	0.001
45	100	7V Biased HDR	38.173	38.798	0.625
46	100	Unbiased HDR	38.172	38.798	0.626
47	100	Unbiased HDR	38.799	39.424	0.625
48	100	Unbiased HDR	38.798	40.05	1.252
49	100	Unbiased HDR	37.547	38.798	1.251
50	100	Unbiased HDR	39.425	39.425	0
51	0	Correlation	39.424	38.798	-0.626
52	0	Correlation	39.424	38.798	-0.626
53	0	Correlation	37.547	38.173	0.626
54	0	Correlation	39.424	38.798	-0.626
55	0	Correlation	38.798	38.798	0

Test Statistics (mV)

krad(si)	Pre Exposure Min	Pre Exposure Avg	Pre Exposure Max	Pre Exposure Std	Post Exposure Min	Post Exposure Avg	Post Exposure Max	Post Exposure Std	Min Delta	Avg Delta	Max Delta	Std Delta
0	37.547	38.923	39.424	0.81578	38.173	38.673	38.798	0.27951	-0.626	-0.2504	0.626	0.55991
3	37.546	38.611	39.424	0.66293	37.547	38.36	39.424	0.59362	-0.626	-0.2503	0.625	0.43745
10	37.547	38.673	39.425	0.57511	37.547	38.486	39.424	0.60808	-0.627	-0.1877	0.627	0.42273
30	37.547	38.673	39.424	0.57501	38.172	38.423	38.799	0.32309	-0.626	-0.2502	0.625	0.43704
50	37.547	38.611	39.425	0.66295	38.172	38.924	39.425	0.49365	0	0.3128	0.626	0.32951
100	37.547	38.548	39.425	0.67276	38.172	39.049	40.05	0.52794	-0.627	0.5006	1.252	0.64638

Device Test: 7.9 OVP_VTH_Rising(OVP_UVLO_RISING_5V)

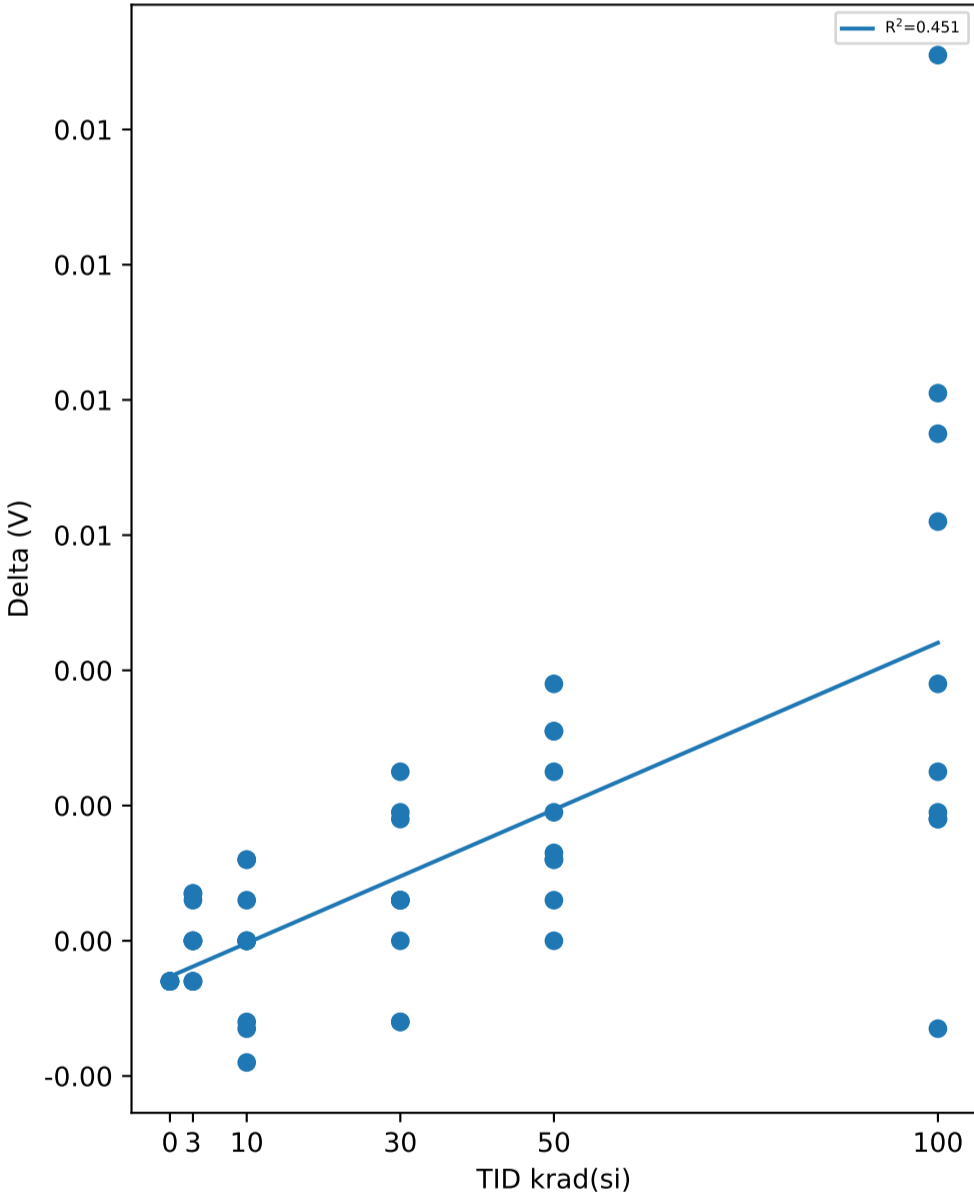
TID vs Result Stats



Test Results (Lower Limit = 0.52, Upper Limit = 0.63 (V))

Serial #	krad(si)	Exposure Conditions	Pre Result	Post Result	Delta
1	3	7V Biased HDR	0.5816	0.5816	0
2	3	7V Biased HDR	0.5872	0.5879	0.0007
3	3	7V Biased HDR	0.5897	0.5897	0
4	3	7V Biased HDR	0.5872	0.5866	-0.0006
5	3	7V Biased HDR	0.596	0.5954	-0.0006
6	3	Unbiased HDR	0.5847	0.5841	-0.0006
7	3	Unbiased HDR	0.5904	0.5904	0
8	3	Unbiased HDR	0.5847	0.5847	0
9	3	Unbiased HDR	0.5897	0.5904	0.0007
10	3	Unbiased HDR	0.586	0.5866	0.0006
11	10	7V Biased HDR	0.5966	0.5966	0
12	10	7V Biased HDR	0.591	0.591	0
13	10	7V Biased HDR	0.5935	0.5941	0.0006
14	10	7V Biased HDR	0.591	0.591	0
15	10	7V Biased HDR	0.5785	0.5772	-0.0013
16	10	Unbiased HDR	0.5897	0.5897	0
17	10	Unbiased HDR	0.5835	0.5847	0.0012
18	10	Unbiased HDR	0.5966	0.5954	-0.0012
19	10	Unbiased HDR	0.5954	0.5966	0.0012
20	10	Unbiased HDR	0.5922	0.5904	-0.0018
21	30	7V Biased HDR	0.5835	0.5835	0
22	30	7V Biased HDR	0.5904	0.5922	0.0018
23	30	7V Biased HDR	0.5804	0.581	0.0006
24	30	7V Biased HDR	0.5879	0.5885	0.0006
25	30	7V Biased HDR	0.5785	0.5804	0.0019
26	30	Unbiased HDR	0.5966	0.5954	-0.0012
27	30	Unbiased HDR	0.5891	0.5897	0.0006
28	30	Unbiased HDR	0.5891	0.5879	-0.0012
29	30	Unbiased HDR	0.5866	0.5891	0.0025
30	30	Unbiased HDR	0.5904	0.591	0.0006
31	50	7V Biased HDR	0.5922	0.596	0.0038
32	50	7V Biased HDR	0.5866	0.5879	0.0013
33	50	7V Biased HDR	0.5829	0.5841	0.0012
34	50	7V Biased HDR	0.5829	0.5841	0.0012
35	50	7V Biased HDR	0.5891	0.5916	0.0025
36	50	Unbiased HDR	0.5922	0.5941	0.0019
37	50	Unbiased HDR	0.5879	0.591	0.0031
38	50	Unbiased HDR	0.5954	0.5954	0
39	50	Unbiased HDR	0.5935	0.5966	0.0031
40	50	Unbiased HDR	0.5854	0.586	0.0006
41	100	7V Biased HDR	0.5835	0.5916	0.0081
42	100	7V Biased HDR	0.5979	0.6041	0.0062
43	100	7V Biased HDR	0.5804	0.5791	-0.0013
44	100	7V Biased HDR	0.5885	0.6016	0.0131
45	100	7V Biased HDR	0.5797	0.5872	0.0075
46	100	Unbiased HDR	0.5904	0.5922	0.0018
47	100	Unbiased HDR	0.5854	0.5872	0.0018
48	100	Unbiased HDR	0.5866	0.5904	0.0038
49	100	Unbiased HDR	0.5797	0.5816	0.0019
50	100	Unbiased HDR	0.5897	0.5922	0.0025
51	0	Correlation	0.5847	0.5841	-0.0006
52	0	Correlation	0.5922	0.5916	-0.0006
53	0	Correlation	0.5835	0.5829	-0.0006
54	0	Correlation	0.6029	0.6023	-0.0006
55	0	Correlation	0.5791	0.5785	-0.0006

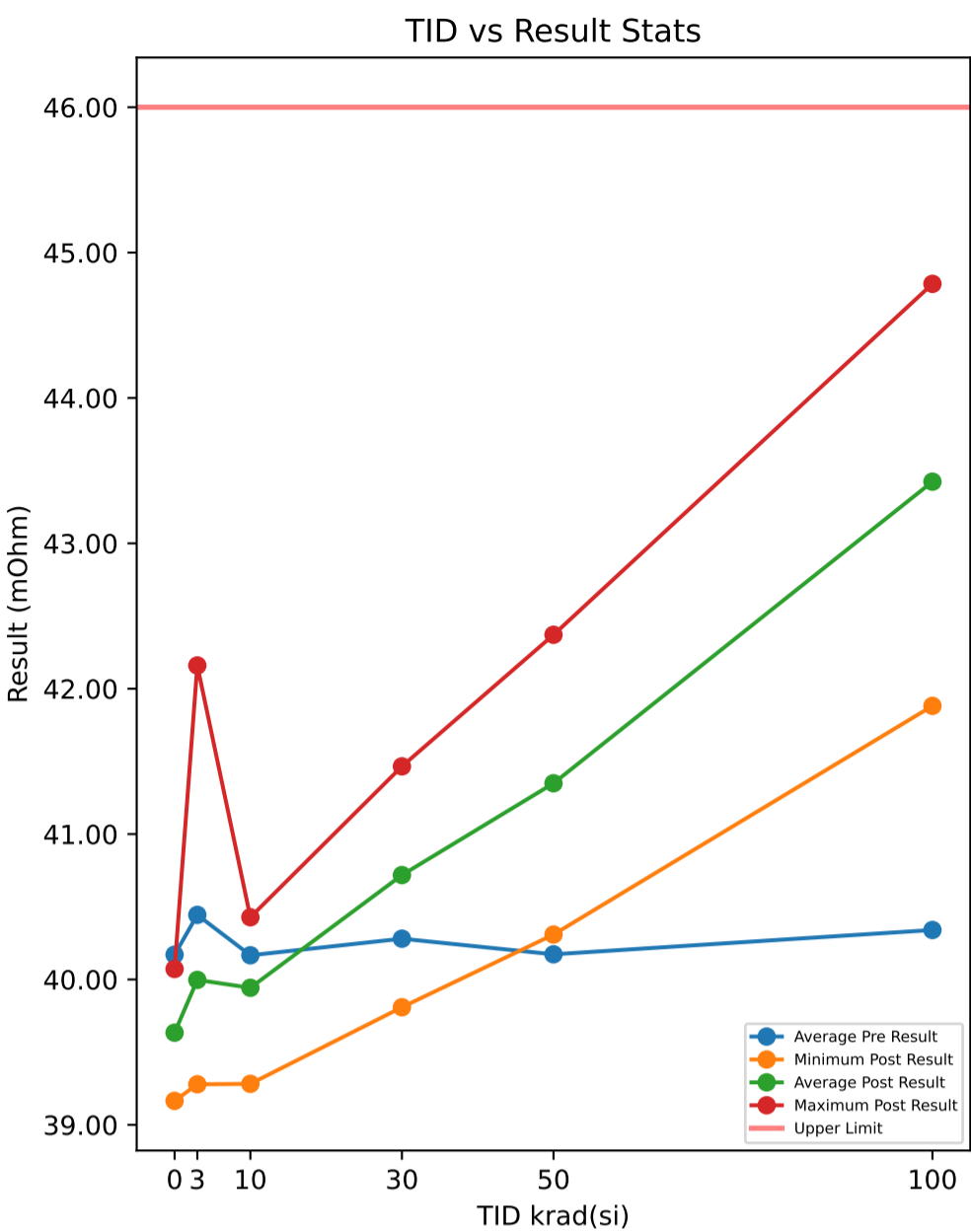
TID vs Post - Pre Exposure Delta



Test Statistics (V)

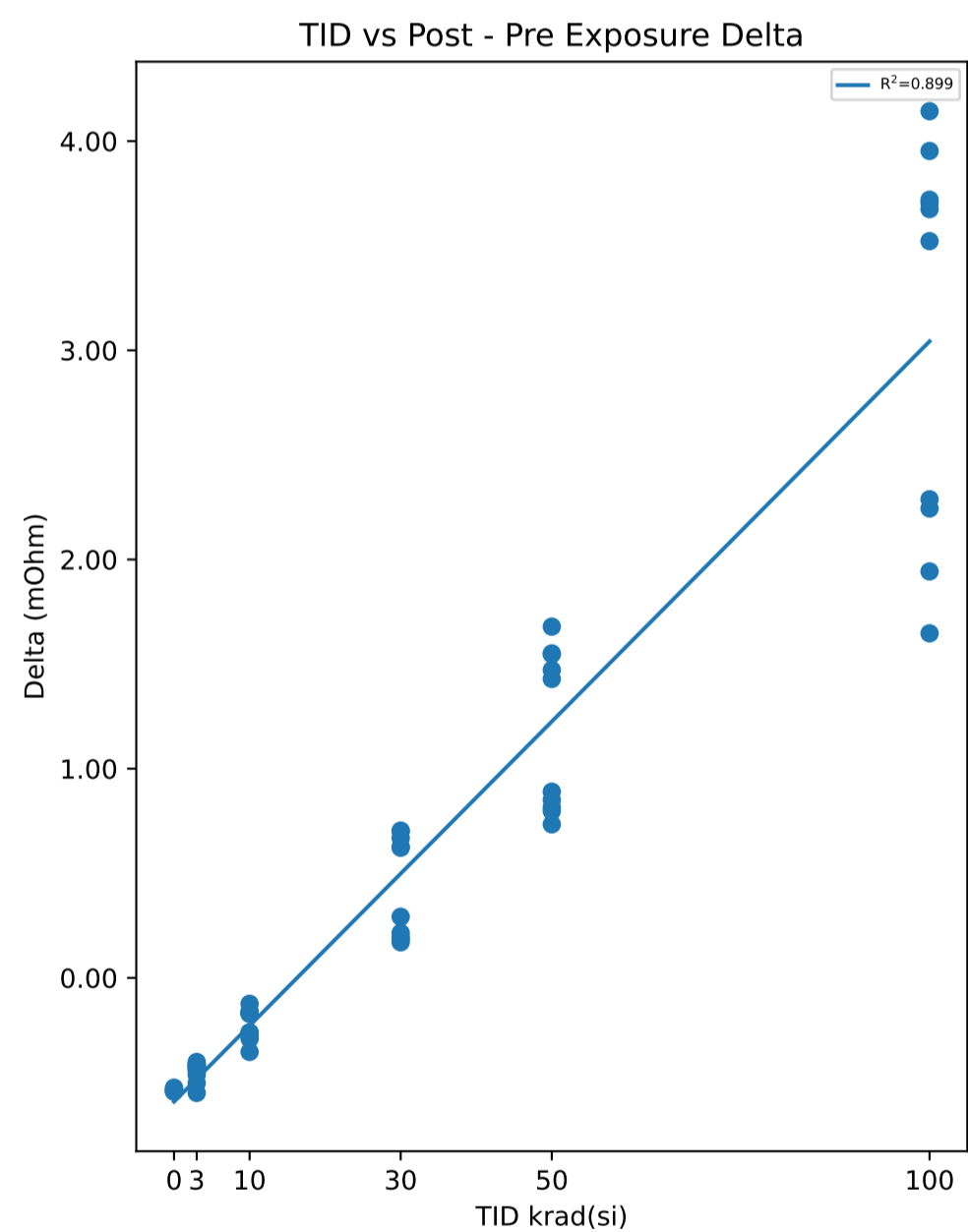
krad(si)	Pre Exposure Min	Pre Exposure Avg	Pre Exposure Max	Pre Exposure Std	Post Exposure Min	Post Exposure Avg	Post Exposure Max	Post Exposure Std	Min Delta	Avg Delta	Max Delta	Std Delta
0	0.5791	0.58848	0.6029	0.0093387	0.5785	0.58788	0.6023	0.0093387	-0.0006	-0.0006	-0.0006	6.0796e-17
3	0.5816	0.58772	0.596	0.003983	0.5816	0.58774	0.5954	0.0039368	-0.0006	2e-05	0.0007	0.00051812
10	0.5785	0.5908	0.5966	0.0058077	0.5772	0.59067	0.5966	0.0059887	-0.0018	-0.00013	0.0012	0.0010242
30	0.5785	0.58725	0.5966	0.0052968	0.5804	0.58787	0.5954	0.0048603	-0.0012	0.00062	0.0025	0.0012282
50	0.5829	0.58881	0.5954	0.0044183	0.5841	0.59068	0.5966	0.0048819	0	0.00187	0.0038	0.0012239
100	0.5797	0.58618	0.5979	0.0057571	0.5791	0.59072	0.6041	0.0077863	-0.0013	0.00454	0.0131	0.0041934

Device Test: 8.0 RON_VIN_1P5V_25_Plastic(RdsOn_Vin1p5_6ALoad)



Test Results (Upper Limit = 46.0 (mOhm))

Serial #	krad(si)	Exposure Conditions	Pre Result	Post Result	Delta
1	3	7V Biased HDR	40.447	39.944	-0.503
2	3	7V Biased HDR	40.034	39.6	-0.434
3	3	7V Biased HDR	39.698	39.279	-0.419
4	3	7V Biased HDR	40.58	40.117	-0.463
5	3	7V Biased HDR	42.71	42.16	-0.55
6	3	Unbiased HDR	40.305	39.879	-0.426
7	3	Unbiased HDR	40.169	39.758	-0.411
8	3	Unbiased HDR	39.882	39.48	-0.402
9	3	Unbiased HDR	40.287	39.844	-0.443
10	3	Unbiased HDR	40.33	39.91	-0.42
11	10	7V Biased HDR	40.178	39.887	-0.291
12	10	7V Biased HDR	39.543	39.282	-0.261
13	10	7V Biased HDR	40.268	39.914	-0.354
14	10	7V Biased HDR	40.534	40.273	-0.261
15	10	7V Biased HDR	40.705	40.428	-0.277
16	10	Unbiased HDR	40.279	40.155	-0.124
17	10	Unbiased HDR	40.03	39.858	-0.172
18	10	Unbiased HDR	40.003	39.844	-0.159
19	10	Unbiased HDR	39.964	39.794	-0.17
20	10	Unbiased HDR	40.16	39.993	-0.167
21	30	7V Biased HDR	40.448	40.618	0.17
22	30	7V Biased HDR	39.623	39.809	0.186
23	30	7V Biased HDR	40.086	40.279	0.193
24	30	7V Biased HDR	40.03	40.322	0.292
25	30	7V Biased HDR	40.2	40.415	0.215
26	30	Unbiased HDR	40.739	41.439	0.7
27	30	Unbiased HDR	40.061	40.683	0.622
28	30	Unbiased HDR	40.212	40.839	0.627
29	30	Unbiased HDR	40.762	41.466	0.704
30	30	Unbiased HDR	40.644	41.312	0.668
31	50	7V Biased HDR	40.364	41.254	0.89
32	50	7V Biased HDR	39.575	40.309	0.734
33	50	7V Biased HDR	40.494	41.309	0.815
34	50	7V Biased HDR	39.929	40.78	0.851
35	50	7V Biased HDR	39.971	40.768	0.797
36	50	Unbiased HDR	40.368	41.915	1.547
37	50	Unbiased HDR	40.034	41.463	1.429
38	50	Unbiased HDR	40.102	41.574	1.472
39	50	Unbiased HDR	40.202	41.753	1.551
40	50	Unbiased HDR	40.692	42.371	1.679
41	100	7V Biased HDR	40.235	41.882	1.647
42	100	7V Biased HDR	40.527	42.771	2.244
43	100	7V Biased HDR	40.214	44.357	4.143
44	100	7V Biased HDR	40.354	42.642	2.288
45	100	7V Biased HDR	40.168	42.111	1.943
46	100	Unbiased HDR	40.706	44.41	3.704
47	100	Unbiased HDR	40.832	44.785	3.953
48	100	Unbiased HDR	40.437	44.112	3.675
49	100	Unbiased HDR	39.732	43.254	3.522
50	100	Unbiased HDR	40.198	43.918	3.72
51	0	Correlation	39.707	39.165	-0.542
52	0	Correlation	40.479	39.954	-0.525
53	0	Correlation	39.839	39.297	-0.542
54	0	Correlation	40.602	40.072	-0.53
55	0	Correlation	40.225	39.681	-0.544

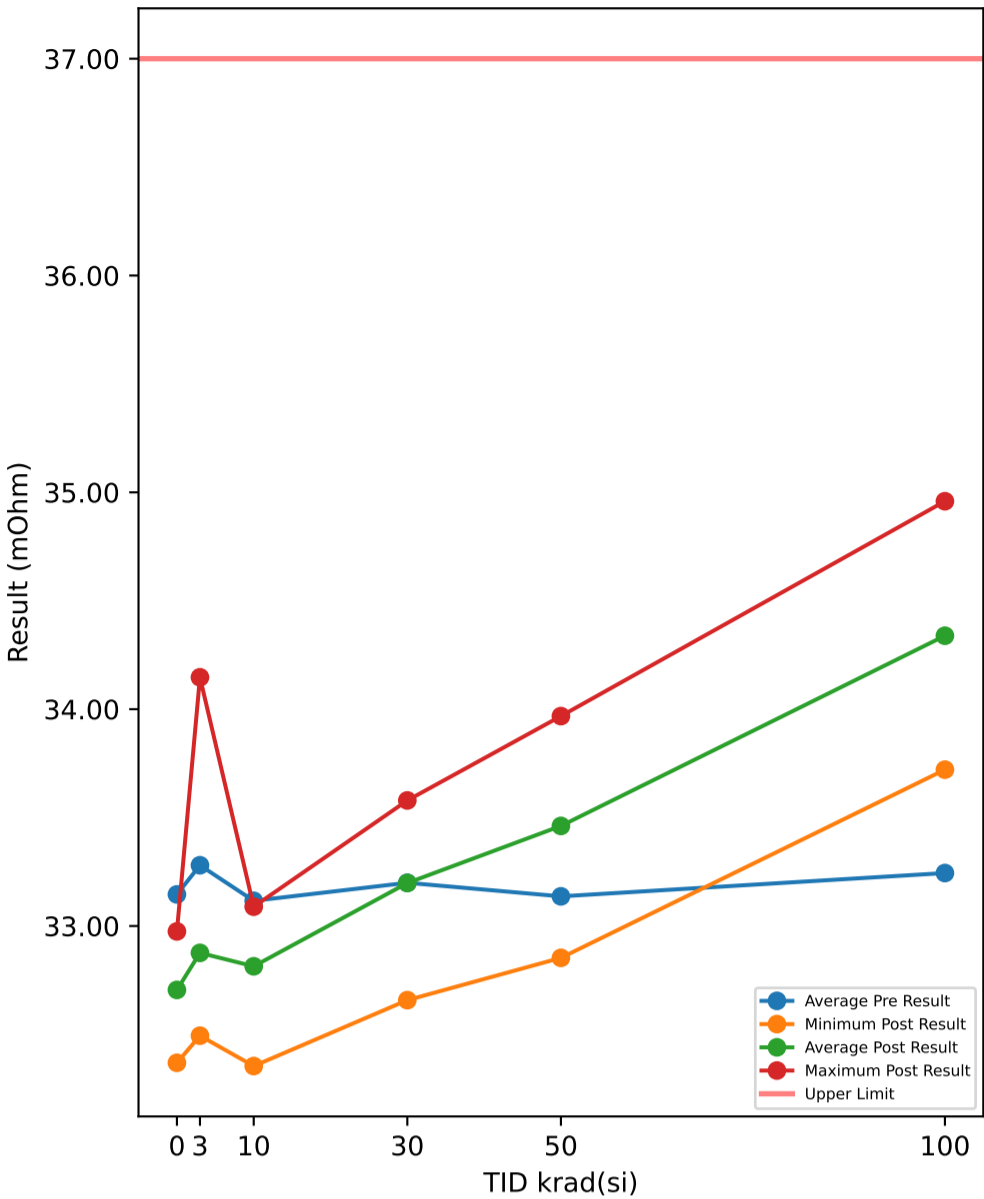


Test Statistics (mOhm)

krad(si)	Pre Exposure Min	Pre Exposure Avg	Pre Exposure Max	Pre Exposure Std	Post Exposure Min	Post Exposure Avg	Post Exposure Max	Post Exposure Std	Min Delta	Avg Delta	Max Delta	Std Delta
0	39.707	40.17	40.602	0.39021	39.165	39.634	40.072	0.39686	-0.544	-0.5366	-0.525	0.0085323
3	39.698	40.444	42.71	0.83841	39.279	39.997	42.16	0.79849	-0.55	-0.4471	-0.402	0.046501
10	39.543	40.166	40.705	0.32029	39.282	39.943	40.428	0.31122	-0.354	-0.2236	-0.124	0.074557
30	39.623	40.281	40.762	0.36431	39.809	40.718	41.466	0.55032	0.17	0.4377	0.704	0.24227
50	39.575	40.173	40.692	0.32146	40.309	41.35	42.371	0.60966	0.734	1.1765	1.679	0.38581
100	39.732	40.34	40.832	0.31036	41.882	43.424	44.785	1.0318	1.647	3.0839	4.143	0.93765

Device Test: 8.1 RON_VIN_1P8V_25_Plastic(RdsOn_Vin1p8_6ALoad)

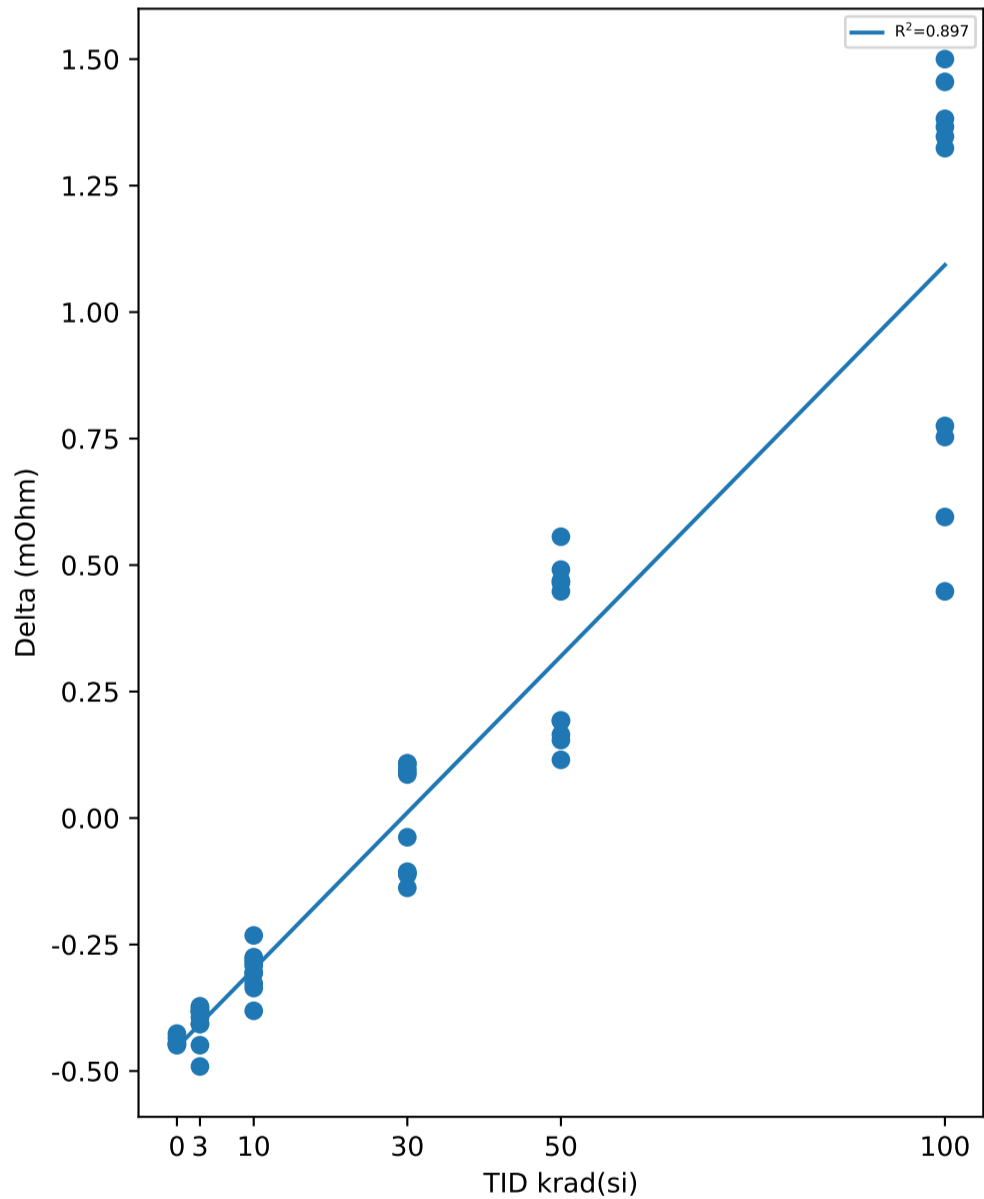
TID vs Result Stats



Test Results (Upper Limit = 37.0 (mOhm))

Serial #	krad(si)	Exposure Conditions	Pre Result	Post Result	Delta
1	3	7V Biased HDR	33.279	32.83	-0.449
2	3	7V Biased HDR	33.084	32.703	-0.381
3	3	7V Biased HDR	32.866	32.494	-0.372
4	3	7V Biased HDR	33.457	33.05	-0.407
5	3	7V Biased HDR	34.638	34.147	-0.491
6	3	Unbiased HDR	33.162	32.768	-0.394
7	3	Unbiased HDR	33.084	32.702	-0.382
8	3	Unbiased HDR	32.881	32.506	-0.375
9	3	Unbiased HDR	33.181	32.774	-0.407
10	3	Unbiased HDR	33.169	32.786	-0.383
11	10	7V Biased HDR	33.104	32.768	-0.336
12	10	7V Biased HDR	32.66	32.354	-0.306
13	10	7V Biased HDR	33.196	32.815	-0.381
14	10	7V Biased HDR	33.34	33.034	-0.306
15	10	7V Biased HDR	33.416	33.089	-0.327
16	10	Unbiased HDR	33.319	33.087	-0.232
17	10	Unbiased HDR	32.984	32.692	-0.292
18	10	Unbiased HDR	33.003	32.728	-0.275
19	10	Unbiased HDR	33.031	32.751	-0.28
20	10	Unbiased HDR	33.109	32.823	-0.286
21	30	7V Biased HDR	33.403	33.265	-0.138
22	30	7V Biased HDR	32.77	32.658	-0.112
23	30	7V Biased HDR	33.072	32.966	-0.106
24	30	7V Biased HDR	33.051	33.013	-0.038
25	30	7V Biased HDR	33.156	33.048	-0.108
26	30	Unbiased HDR	33.43	33.538	0.108
27	30	Unbiased HDR	33.094	33.185	0.091
28	30	Unbiased HDR	33.161	33.247	0.086
29	30	Unbiased HDR	33.471	33.579	0.108
30	30	Unbiased HDR	33.385	33.483	0.098
31	50	7V Biased HDR	33.223	33.415	0.192
32	50	7V Biased HDR	32.738	32.853	0.115
33	50	7V Biased HDR	33.352	33.506	0.154
34	50	7V Biased HDR	32.966	33.159	0.193
35	50	7V Biased HDR	33.024	33.189	0.165
36	50	Unbiased HDR	33.246	33.711	0.465
37	50	Unbiased HDR	33.131	33.579	0.448
38	50	Unbiased HDR	33.141	33.61	0.469
39	50	Unbiased HDR	33.134	33.625	0.491
40	50	Unbiased HDR	33.412	33.968	0.556
41	100	7V Biased HDR	33.342	33.79	0.448
42	100	7V Biased HDR	33.307	34.06	0.753
43	100	7V Biased HDR	33.276	34.776	1.5
44	100	7V Biased HDR	33.202	33.977	0.775
45	100	7V Biased HDR	33.126	33.721	0.595
46	100	Unbiased HDR	33.425	34.791	1.366
47	100	Unbiased HDR	33.504	34.959	1.455
48	100	Unbiased HDR	33.31	34.657	1.347
49	100	Unbiased HDR	32.849	34.173	1.324
50	100	Unbiased HDR	33.101	34.483	1.382
51	0	Correlation	32.818	32.369	-0.449
52	0	Correlation	33.311	32.885	-0.426
53	0	Correlation	32.976	32.531	-0.445
54	0	Correlation	33.41	32.975	-0.435
55	0	Correlation	33.213	32.766	-0.447

TID vs Post - Pre Exposure Delta

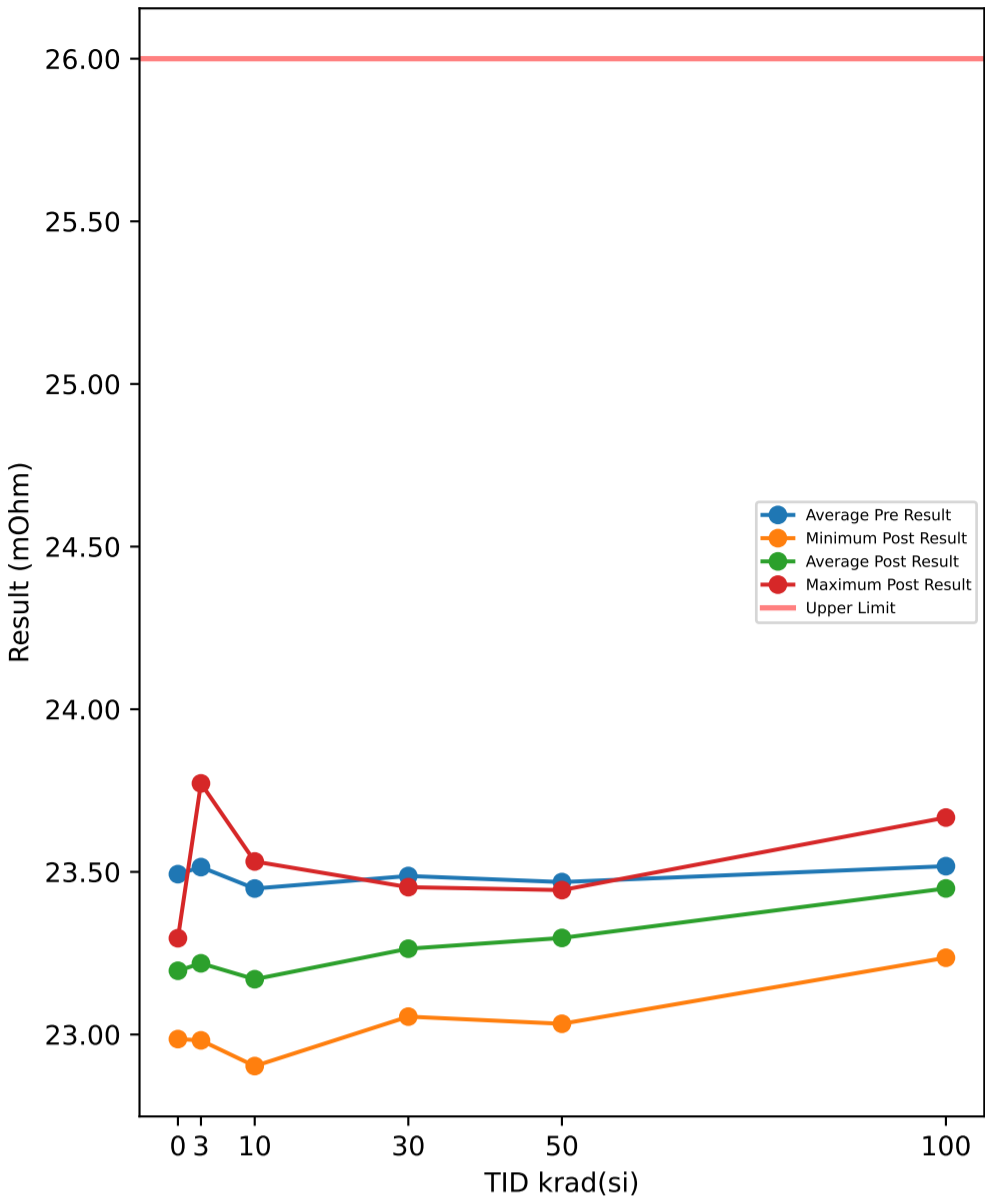


Test Statistics (mOhm)

krad(si)	Pre Exposure Min	Pre Exposure Avg	Pre Exposure Max	Pre Exposure Std	Post Exposure Min	Post Exposure Avg	Post Exposure Max	Post Exposure Std	Min Delta	Avg Delta	Max Delta	Std Delta
0	32.818	33.146	33.41	0.24387	32.369	32.705	32.975	0.25109	-0.449	-0.4404	-0.426	0.009685
3	32.866	33.28	34.638	0.50761	32.494	32.876	34.147	0.47388	-0.491	-0.4041	-0.372	0.038051
10	32.66	33.116	33.416	0.21943	32.354	32.814	33.089	0.22076	-0.381	-0.3021	-0.232	0.04017
30	32.77	33.199	33.471	0.2211	32.658	33.198	33.579	0.2889	-0.138	-0.0011	0.108	0.10777
50	32.738	33.137	33.412	0.19505	32.853	33.462	33.968	0.31999	0.115	0.3248	0.556	0.17334
100	32.849	33.244	33.504	0.18603	33.721	34.339	34.959	0.44985	0.448	1.0945	1.5	0.40185

Device Test: 8.2 RON_VIN_3P3V_25_Plastic(RdsOn_Vin3p3_6ALoad)

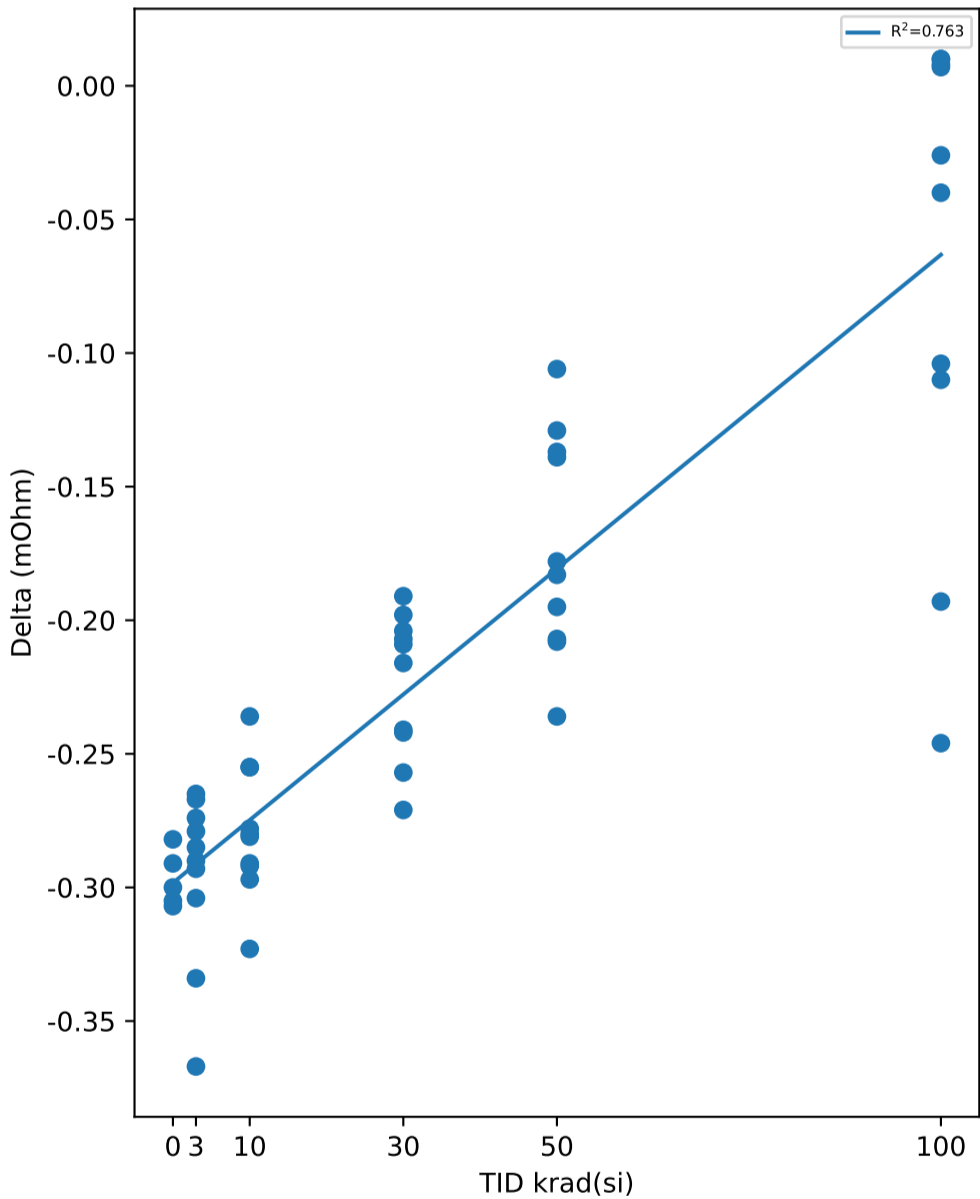
TID vs Result Stats



Test Results (Upper Limit = 26.0 (mOhm))

Serial #	krad(si)	Exposure Conditions	Pre Result	Post Result	Delta
1	3	7V Biased HDR	23.48	23.146	-0.334
2	3	7V Biased HDR	23.492	23.225	-0.267
3	3	7V Biased HDR	23.417	23.152	-0.265
4	3	7V Biased HDR	23.751	23.461	-0.29
5	3	7V Biased HDR	24.139	23.772	-0.367
6	3	Unbiased HDR	23.391	23.098	-0.293
7	3	Unbiased HDR	23.368	23.083	-0.285
8	3	Unbiased HDR	23.261	22.982	-0.279
9	3	Unbiased HDR	23.445	23.141	-0.304
10	3	Unbiased HDR	23.403	23.129	-0.274
11	10	7V Biased HDR	23.416	23.125	-0.291
12	10	7V Biased HDR	23.158	22.903	-0.255
13	10	7V Biased HDR	23.492	23.169	-0.323
14	10	7V Biased HDR	23.564	23.309	-0.255
15	10	7V Biased HDR	23.508	23.227	-0.281
16	10	Unbiased HDR	23.768	23.532	-0.236
17	10	Unbiased HDR	23.328	23.031	-0.297
18	10	Unbiased HDR	23.36	23.082	-0.278
19	10	Unbiased HDR	23.476	23.196	-0.28
20	10	Unbiased HDR	23.418	23.126	-0.292
21	30	7V Biased HDR	23.724	23.453	-0.271
22	30	7V Biased HDR	23.296	23.055	-0.241
23	30	7V Biased HDR	23.446	23.204	-0.242
24	30	7V Biased HDR	23.445	23.254	-0.191
25	30	7V Biased HDR	23.473	23.216	-0.257
26	30	Unbiased HDR	23.492	23.285	-0.207
27	30	Unbiased HDR	23.471	23.273	-0.198
28	30	Unbiased HDR	23.475	23.266	-0.209
29	30	Unbiased HDR	23.553	23.337	-0.216
30	30	Unbiased HDR	23.499	23.295	-0.204
31	50	7V Biased HDR	23.447	23.24	-0.207
32	50	7V Biased HDR	23.269	23.033	-0.236
33	50	7V Biased HDR	23.564	23.356	-0.208
34	50	7V Biased HDR	23.365	23.182	-0.183
35	50	7V Biased HDR	23.429	23.234	-0.195
36	50	Unbiased HDR	23.51	23.332	-0.178
37	50	Unbiased HDR	23.581	23.444	-0.137
38	50	Unbiased HDR	23.551	23.422	-0.129
39	50	Unbiased HDR	23.455	23.316	-0.139
40	50	Unbiased HDR	23.516	23.41	-0.106
41	100	7V Biased HDR	23.839	23.593	-0.246
42	100	7V Biased HDR	23.459	23.355	-0.104
43	100	7V Biased HDR	23.707	23.667	-0.04
44	100	7V Biased HDR	23.423	23.313	-0.11
45	100	7V Biased HDR	23.429	23.236	-0.193
46	100	Unbiased HDR	23.512	23.519	0.007
47	100	Unbiased HDR	23.559	23.569	0.01
48	100	Unbiased HDR	23.543	23.517	-0.026
49	100	Unbiased HDR	23.323	23.331	0.008
50	100	Unbiased HDR	23.381	23.391	0.01
51	0	Correlation	23.291	22.986	-0.305
52	0	Correlation	23.526	23.244	-0.282
53	0	Correlation	23.474	23.174	-0.3
54	0	Correlation	23.571	23.28	-0.291
55	0	Correlation	23.603	23.296	-0.307

TID vs Post - Pre Exposure Delta

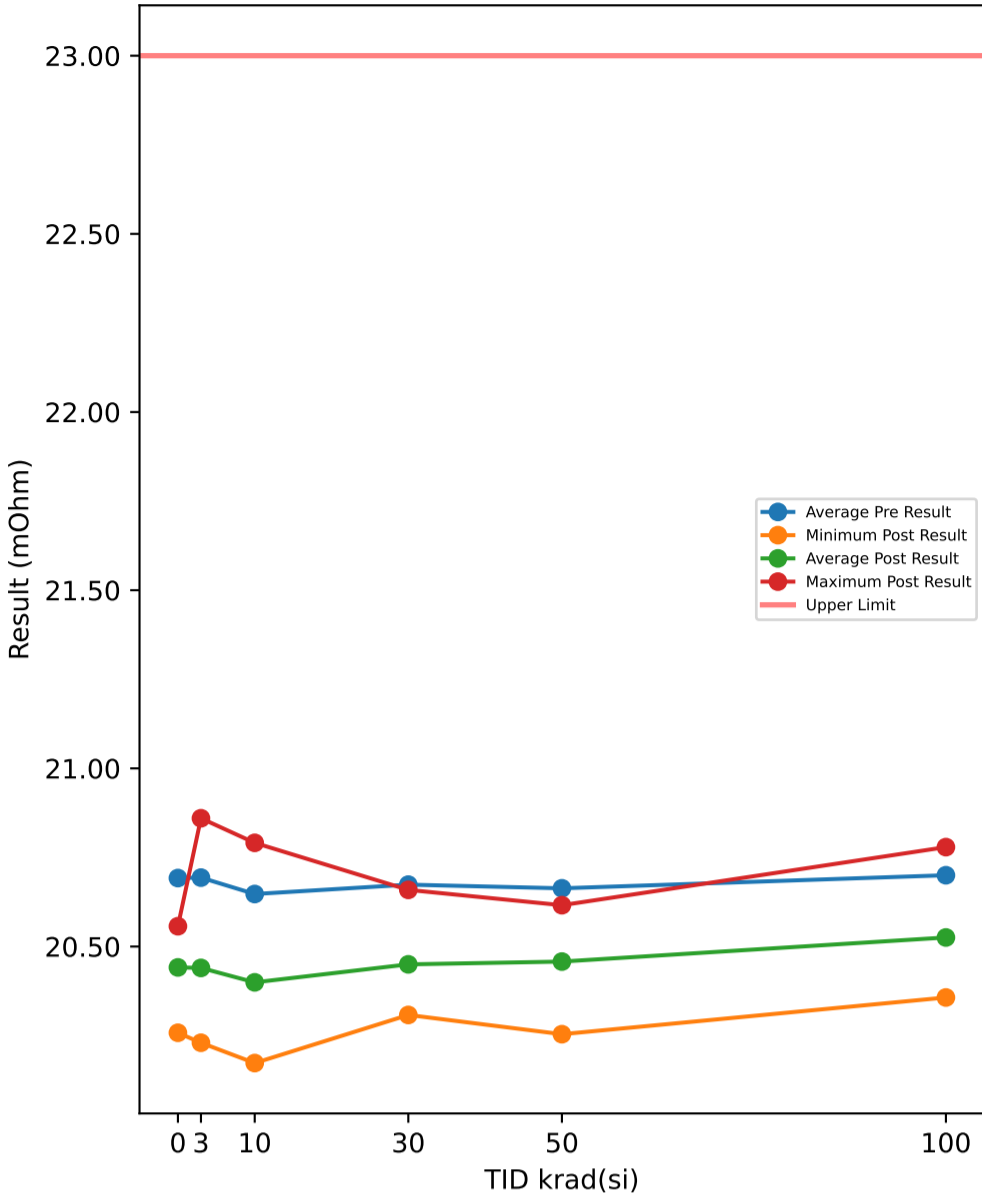


Test Statistics (mOhm)

krad(si)	Pre Exposure Min	Pre Exposure Avg	Pre Exposure Max	Pre Exposure Std	Post Exposure Min	Post Exposure Avg	Post Exposure Max	Post Exposure Std	Min Delta	Avg Delta	Max Delta	Std Delta
0	23.291	23.493	23.603	0.12292	22.986	23.196	23.296	0.12644	-0.307	-0.297	-0.282	0.010416
3	23.261	23.515	24.139	0.25284	22.982	23.219	23.772	0.23039	-0.367	-0.2958	-0.265	0.032128
10	23.158	23.449	23.768	0.15998	22.903	23.17	23.532	0.16885	-0.323	-0.2788	-0.236	0.024899
30	23.296	23.487	23.724	0.10605	23.055	23.264	23.453	0.10123	-0.271	-0.2236	-0.191	0.027187
50	23.269	23.469	23.581	0.097341	23.033	23.297	23.444	0.12702	-0.236	-0.1718	-0.106	0.041928
100	23.323	23.518	23.839	0.15575	23.236	23.449	23.667	0.14227	-0.246	-0.0684	0.01	0.092186

Device Test: 8.3 RON_VIN_5V_25_Plastic(RdsOn_Vin5p0_6ALoad)

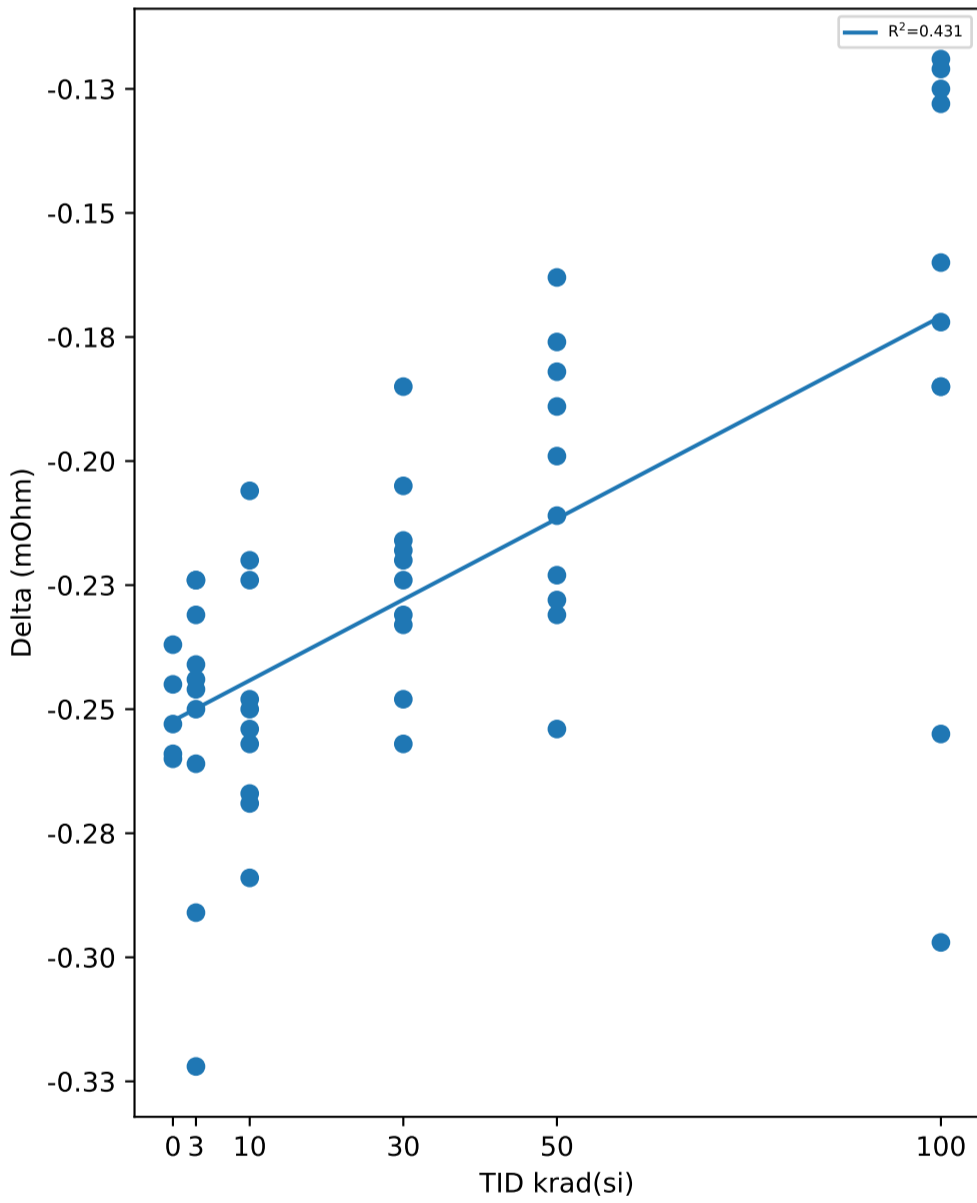
TID vs Result Stats



Test Results (Upper Limit = 23.0 (mOhm))

Serial #	krad(si)	Exposure Conditions	Pre Result	Post Result	Delta
1	3	7V Biased HDR	20.646	20.355	-0.291
2	3	7V Biased HDR	20.701	20.477	-0.224
3	3	7V Biased HDR	20.664	20.44	-0.224
4	3	7V Biased HDR	20.948	20.702	-0.246
5	3	7V Biased HDR	21.182	20.86	-0.322
6	3	Unbiased HDR	20.562	20.312	-0.25
7	3	Unbiased HDR	20.553	20.309	-0.244
8	3	Unbiased HDR	20.471	20.23	-0.241
9	3	Unbiased HDR	20.625	20.364	-0.261
10	3	Unbiased HDR	20.582	20.351	-0.231
11	10	7V Biased HDR	20.611	20.354	-0.257
12	10	7V Biased HDR	20.397	20.173	-0.224
13	10	7V Biased HDR	20.678	20.394	-0.284
14	10	7V Biased HDR	20.746	20.526	-0.22
15	10	7V Biased HDR	20.654	20.406	-0.248
16	10	Unbiased HDR	20.997	20.791	-0.206
17	10	Unbiased HDR	20.53	20.261	-0.269
18	10	Unbiased HDR	20.557	20.307	-0.25
19	10	Unbiased HDR	20.698	20.444	-0.254
20	10	Unbiased HDR	20.606	20.339	-0.267
21	30	7V Biased HDR	20.916	20.659	-0.257
22	30	7V Biased HDR	20.539	20.308	-0.231
23	30	7V Biased HDR	20.655	20.422	-0.233
24	30	7V Biased HDR	20.658	20.473	-0.185
25	30	7V Biased HDR	20.663	20.415	-0.248
26	30	Unbiased HDR	20.628	20.41	-0.218
27	30	Unbiased HDR	20.67	20.465	-0.205
28	30	Unbiased HDR	20.667	20.447	-0.22
29	30	Unbiased HDR	20.692	20.468	-0.224
30	30	Unbiased HDR	20.649	20.433	-0.216
31	50	7V Biased HDR	20.617	20.389	-0.228
32	50	7V Biased HDR	20.508	20.254	-0.254
33	50	7V Biased HDR	20.73	20.507	-0.223
34	50	7V Biased HDR	20.572	20.373	-0.199
35	50	7V Biased HDR	20.635	20.424	-0.211
36	50	Unbiased HDR	20.694	20.463	-0.231
37	50	Unbiased HDR	20.798	20.616	-0.182
38	50	Unbiased HDR	20.763	20.587	-0.176
39	50	Unbiased HDR	20.652	20.463	-0.189
40	50	Unbiased HDR	20.665	20.502	-0.163
41	100	7V Biased HDR	21.076	20.779	-0.297
42	100	7V Biased HDR	20.616	20.444	-0.172
43	100	7V Biased HDR	20.924	20.739	-0.185
44	100	7V Biased HDR	20.594	20.409	-0.185
45	100	7V Biased HDR	20.612	20.357	-0.255
46	100	Unbiased HDR	20.655	20.53	-0.125
47	100	Unbiased HDR	20.695	20.567	-0.128
48	100	Unbiased HDR	20.715	20.555	-0.16
49	100	Unbiased HDR	20.548	20.429	-0.119
50	100	Unbiased HDR	20.566	20.445	-0.121
51	0	Correlation	20.517	20.258	-0.259
52	0	Correlation	20.7	20.463	-0.237
53	0	Correlation	20.702	20.449	-0.253
54	0	Correlation	20.725	20.48	-0.245
55	0	Correlation	20.817	20.557	-0.26

TID vs Post - Pre Exposure Delta

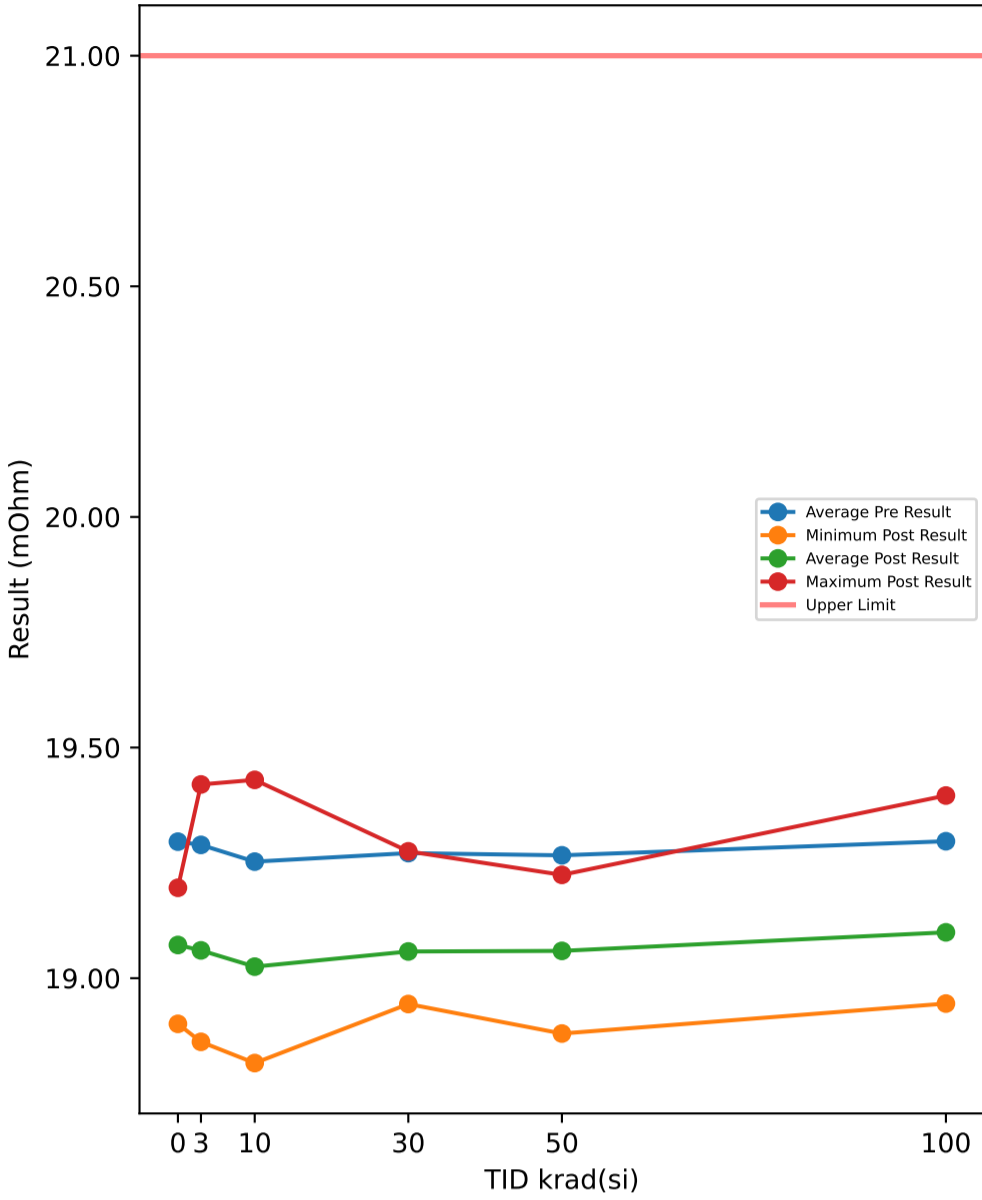


Test Statistics (mOhm)

krad(si)	Pre Exposure Min	Pre Exposure Avg	Pre Exposure Max	Pre Exposure Std	Post Exposure Min	Post Exposure Avg	Post Exposure Max	Post Exposure Std	Min Delta	Avg Delta	Max Delta	Std Delta
0	20.517	20.692	20.817	0.10898	20.258	20.441	20.557	0.11069	-0.26	-0.2508	-0.237	0.009757
3	20.471	20.693	21.182	0.2135	20.23	20.44	20.86	0.19578	-0.322	-0.2534	-0.224	0.031121
10	20.397	20.647	20.997	0.15747	20.173	20.399	20.791	0.16869	-0.284	-0.2479	-0.206	0.024365
30	20.539	20.674	20.916	0.094667	20.308	20.45	20.659	0.087452	-0.257	-0.2237	-0.185	0.020527
50	20.508	20.663	20.798	0.087562	20.254	20.458	20.616	0.1058	-0.254	-0.2056	-0.163	0.028652
100	20.548	20.7	21.076	0.17027	20.357	20.525	20.779	0.14018	-0.297	-0.1747	-0.119	0.060072

Device Test: 8.4 RON_VIN_7V_25_Plastic(RdsOn_Vin7p0_6ALoad)

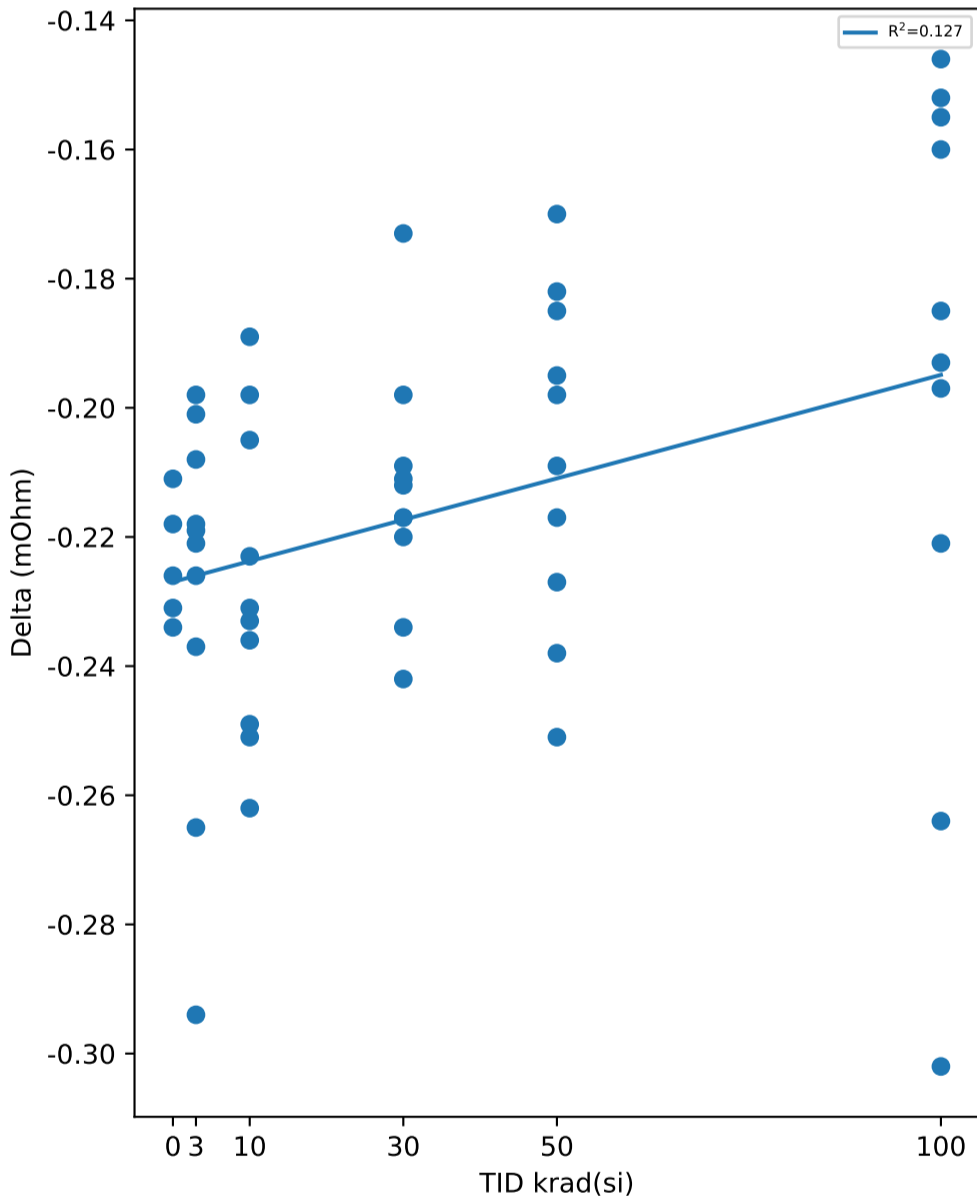
TID vs Result Stats



Test Results (Upper Limit = 21.0 (mOhm))

Serial #	krad(si)	Exposure Conditions	Pre Result	Post Result	Delta
1	3	7V Biased HDR	19.235	18.97	-0.265
2	3	7V Biased HDR	19.309	19.111	-0.198
3	3	7V Biased HDR	19.292	19.091	-0.201
4	3	7V Biased HDR	19.552	19.331	-0.221
5	3	7V Biased HDR	19.714	19.42	-0.294
6	3	Unbiased HDR	19.155	18.929	-0.226
7	3	Unbiased HDR	19.151	18.932	-0.219
8	3	Unbiased HDR	19.08	18.862	-0.218
9	3	Unbiased HDR	19.222	18.985	-0.237
10	3	Unbiased HDR	19.18	18.972	-0.208
11	10	7V Biased HDR	19.215	18.979	-0.236
12	10	7V Biased HDR	19.021	18.816	-0.205
13	10	7V Biased HDR	19.278	19.016	-0.262
14	10	7V Biased HDR	19.344	19.146	-0.198
15	10	7V Biased HDR	19.233	19.01	-0.223
16	10	Unbiased HDR	19.619	19.43	-0.189
17	10	Unbiased HDR	19.137	18.888	-0.249
18	10	Unbiased HDR	19.16	18.929	-0.231
19	10	Unbiased HDR	19.312	19.079	-0.233
20	10	Unbiased HDR	19.208	18.957	-0.251
21	30	7V Biased HDR	19.517	19.275	-0.242
22	30	7V Biased HDR	19.161	18.944	-0.217
23	30	7V Biased HDR	19.263	19.043	-0.22
24	30	7V Biased HDR	19.267	19.094	-0.173
25	30	7V Biased HDR	19.262	19.028	-0.234
26	30	Unbiased HDR	19.203	18.992	-0.211
27	30	Unbiased HDR	19.272	19.074	-0.198
28	30	Unbiased HDR	19.266	19.054	-0.212
29	30	Unbiased HDR	19.27	19.053	-0.217
30	30	Unbiased HDR	19.231	19.022	-0.209
31	50	7V Biased HDR	19.21	18.983	-0.227
32	50	7V Biased HDR	19.131	18.88	-0.251
33	50	7V Biased HDR	19.319	19.102	-0.217
34	50	7V Biased HDR	19.182	18.984	-0.198
35	50	7V Biased HDR	19.244	19.035	-0.209
36	50	Unbiased HDR	19.292	19.054	-0.238
37	50	Unbiased HDR	19.409	19.224	-0.185
38	50	Unbiased HDR	19.375	19.193	-0.182
39	50	Unbiased HDR	19.255	19.06	-0.195
40	50	Unbiased HDR	19.247	19.077	-0.17
41	100	7V Biased HDR	19.698	19.396	-0.302
42	100	7V Biased HDR	19.204	19.019	-0.185
43	100	7V Biased HDR	19.536	19.315	-0.221
44	100	7V Biased HDR	19.185	18.988	-0.197
45	100	7V Biased HDR	19.209	18.945	-0.264
46	100	Unbiased HDR	19.233	19.078	-0.155
47	100	Unbiased HDR	19.271	19.111	-0.16
48	100	Unbiased HDR	19.307	19.114	-0.193
49	100	Unbiased HDR	19.163	19.017	-0.146
50	100	Unbiased HDR	19.163	19.011	-0.152
51	0	Correlation	19.132	18.901	-0.231
52	0	Correlation	19.293	19.082	-0.211
53	0	Correlation	19.319	19.093	-0.226
54	0	Correlation	19.306	19.088	-0.218
55	0	Correlation	19.43	19.196	-0.234

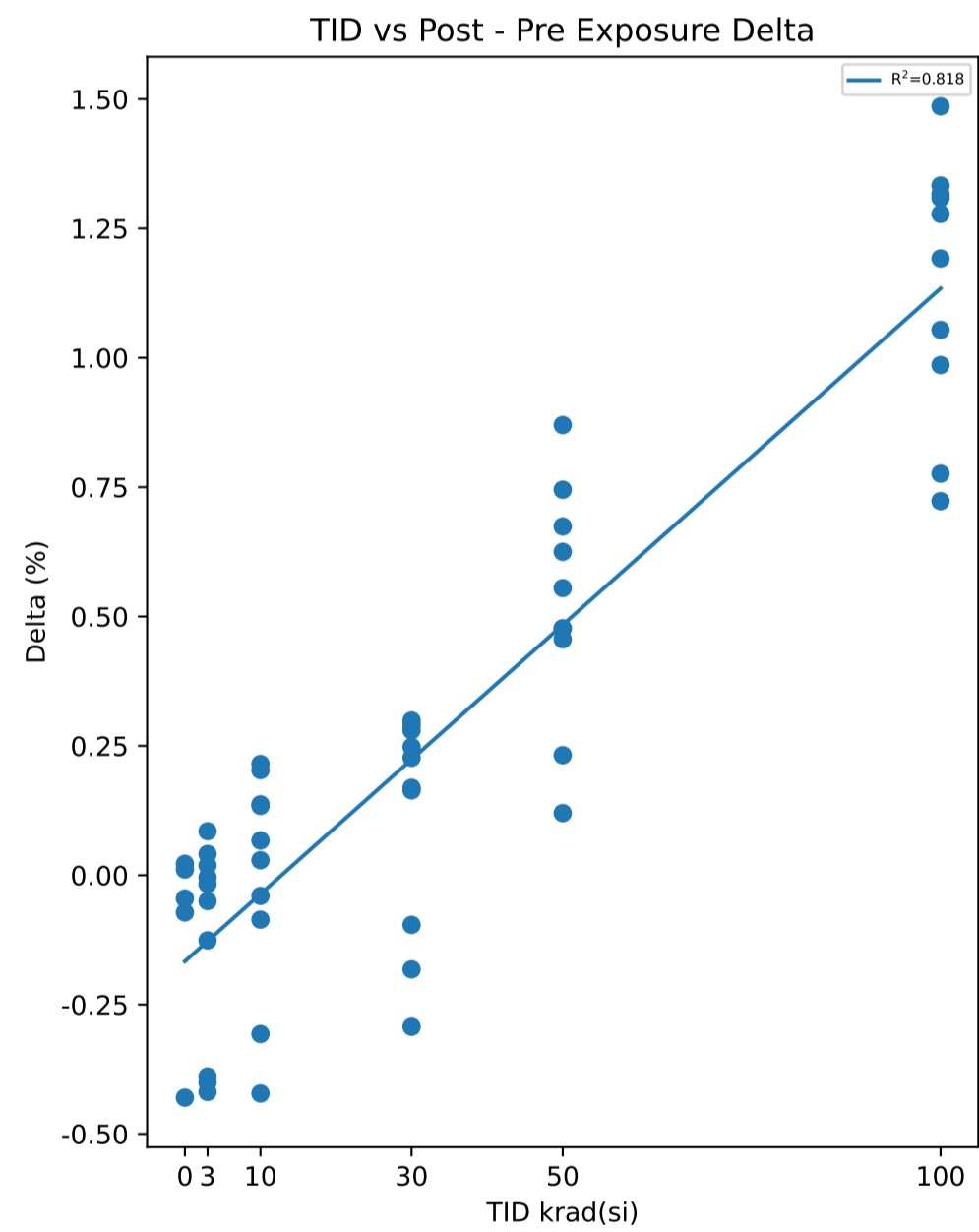
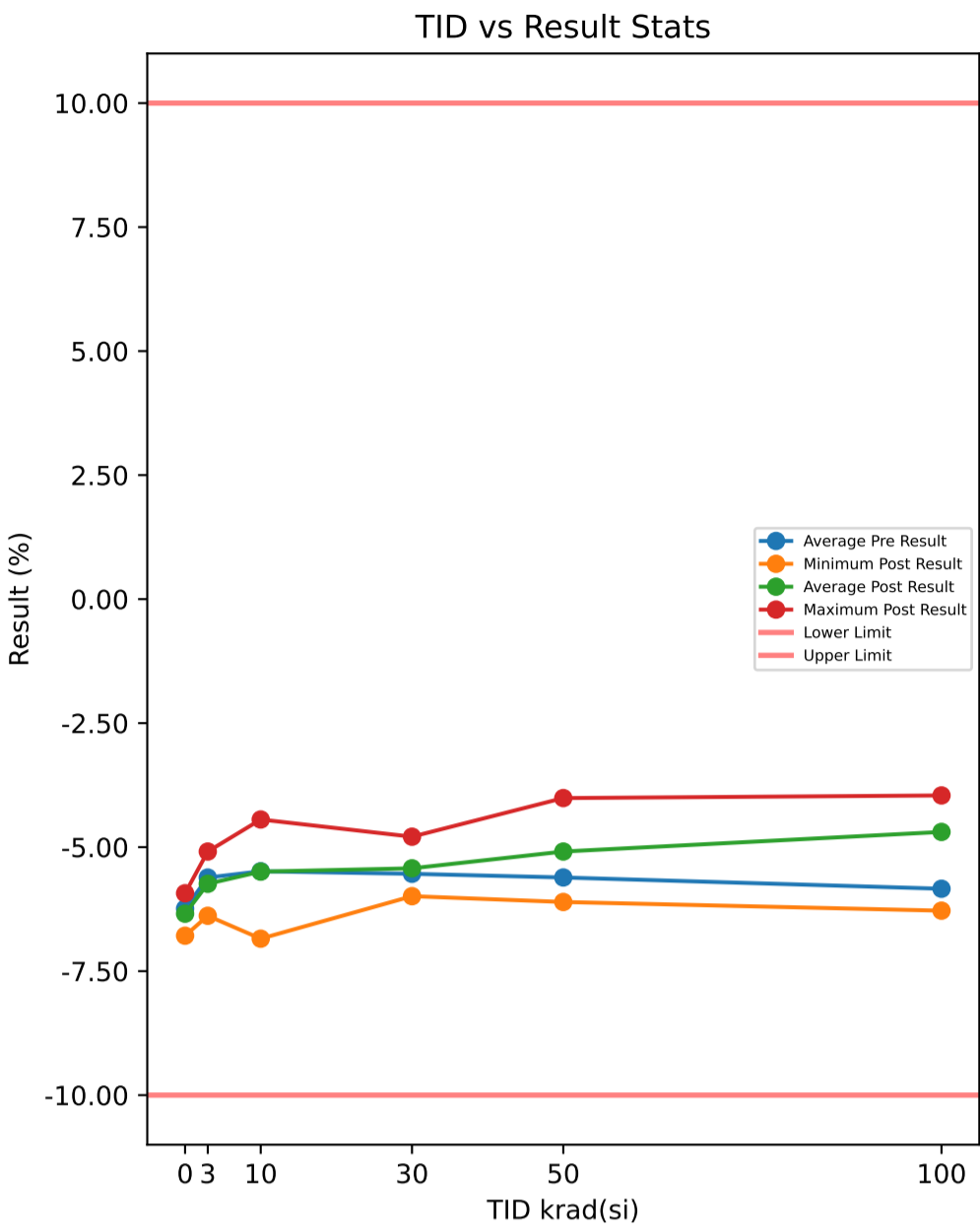
TID vs Post - Pre Exposure Delta



Test Statistics (mOhm)

krad(si)	Pre Exposure Min	Pre Exposure Avg	Pre Exposure Max	Pre Exposure Std	Post Exposure Min	Post Exposure Avg	Post Exposure Max	Post Exposure Std	Min Delta	Avg Delta	Max Delta	Std Delta
0	19.132	19.296	19.43	0.10664	18.901	19.072	19.196	0.10655	-0.234	-0.224	-0.211	0.0094604
3	19.08	19.289	19.714	0.19725	18.862	19.06	19.42	0.18282	-0.294	-0.2287	-0.198	0.029933
10	19.021	19.253	19.619	0.15851	18.816	19.025	19.43	0.17006	-0.262	-0.2277	-0.189	0.024033
30	19.161	19.271	19.517	0.093706	18.944	19.058	19.275	0.087213	-0.242	-0.2133	-0.173	0.01888
50	19.131	19.266	19.409	0.085112	18.88	19.059	19.224	0.10077	-0.251	-0.2072	-0.17	0.026042
100	19.163	19.297	19.698	0.17877	18.945	19.099	19.396	0.14628	-0.302	-0.1975	-0.146	0.051647

Device Test: 9.19 CS_ACCURACY(Accuracy_750mA_6A_7V)



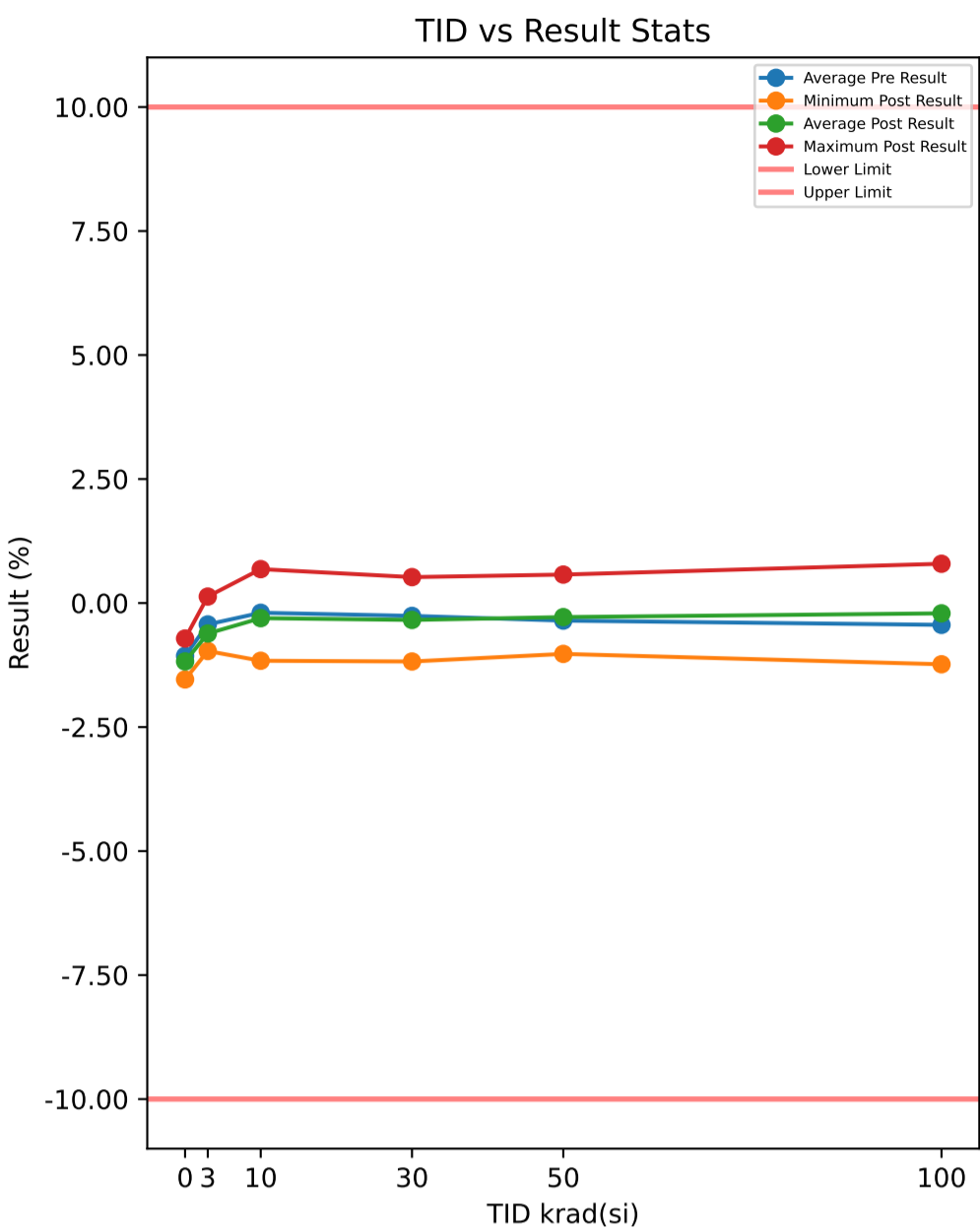
Test Results (Lower Limit = -10.0, Upper Limit = 10.0 (%))

Serial #	krad(si)	Exposure Conditions	Pre Result	Post Result	Delta
1	3	7V Biased HDR	-5.115	-5.534	-0.419
2	3	7V Biased HDR	-5.822	-5.872	-0.05
3	3	7V Biased HDR	-5.89	-5.849	0.041
4	3	7V Biased HDR	-6.258	-6.384	-0.126
5	3	7V Biased HDR	-5.865	-6.266	-0.401
6	3	Unbiased HDR	-5.108	-5.089	0.019
7	3	Unbiased HDR	-6.132	-6.047	0.085
8	3	Unbiased HDR	-5.28	-5.284	-0.004
9	3	Unbiased HDR	-4.952	-5.341	-0.389
10	3	Unbiased HDR	-5.715	-5.732	-0.017
11	10	7V Biased HDR	-5.736	-5.533	0.203
12	10	7V Biased HDR	-5.58	-5.446	0.134
13	10	7V Biased HDR	-5.012	-5.319	-0.307
14	10	7V Biased HDR	-5.756	-5.689	0.067
15	10	7V Biased HDR	-5.462	-5.325	0.137
16	10	Unbiased HDR	-7.061	-6.846	0.215
17	10	Unbiased HDR	-4.021	-4.443	-0.422
18	10	Unbiased HDR	-4.538	-4.624	-0.086
19	10	Unbiased HDR	-6.051	-6.091	-0.04
20	10	Unbiased HDR	-5.653	-5.624	0.029
21	30	7V Biased HDR	-5.763	-5.945	-0.182
22	30	7V Biased HDR	-6.221	-5.931	0.29
23	30	7V Biased HDR	-6.153	-5.989	0.164
24	30	7V Biased HDR	-5.845	-5.565	0.28
25	30	7V Biased HDR	-5.086	-5.379	-0.293
26	30	Unbiased HDR	-4.959	-4.79	0.169
27	30	Unbiased HDR	-5.684	-5.436	0.248
28	30	Unbiased HDR	-5.15	-4.851	0.299
29	30	Unbiased HDR	-5.156	-5.252	-0.096
30	30	Unbiased HDR	-5.361	-5.134	0.227
31	50	7V Biased HDR	-6.022	-5.348	0.674
32	50	7V Biased HDR	-5.232	-4.776	0.456
33	50	7V Biased HDR	-5.588	-5.468	0.12
34	50	7V Biased HDR	-4.881	-4.011	0.87
35	50	7V Biased HDR	-5.684	-5.207	0.477
36	50	Unbiased HDR	-5.521	-4.896	0.625
37	50	Unbiased HDR	-5.522	-5.29	0.232
38	50	Unbiased HDR	-6.583	-6.106	0.477
39	50	Unbiased HDR	-6.124	-5.569	0.555
40	50	Unbiased HDR	-4.963	-4.218	0.745
41	100	7V Biased HDR	-7.004	-6.281	0.723
42	100	7V Biased HDR	-6.144	-4.835	1.309
43	100	7V Biased HDR	-7.157	-6.171	0.986
44	100	7V Biased HDR	-5.757	-4.271	1.486
45	100	7V Biased HDR	-5.012	-3.958	1.054
46	100	Unbiased HDR	-5.678	-4.345	1.333
47	100	Unbiased HDR	-5.373	-4.056	1.317
48	100	Unbiased HDR	-5.314	-4.036	1.278
49	100	Unbiased HDR	-5.212	-4.436	0.776
50	100	Unbiased HDR	-5.741	-4.549	1.192
51	0	Correlation	-5.941	-5.93	0.011
52	0	Correlation	-6.652	-6.63	0.022
53	0	Correlation	-5.982	-6.412	-0.43
54	0	Correlation	-5.881	-5.953	-0.072
55	0	Correlation	-6.741	-6.786	-0.045

Test Statistics (%)

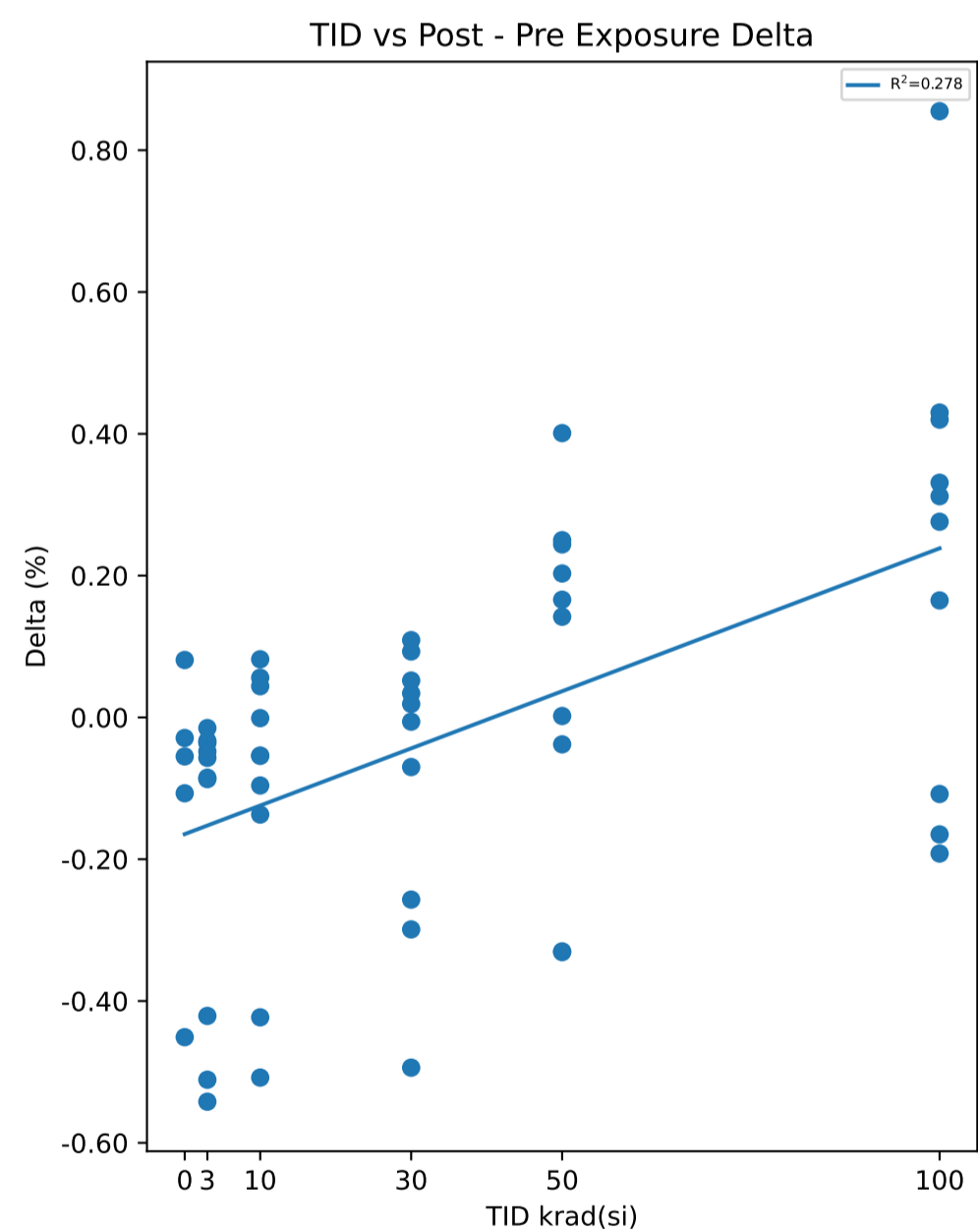
krad(si)	Pre Exposure Min	Pre Exposure Avg	Pre Exposure Max	Pre Exposure Std	Post Exposure Min	Post Exposure Avg	Post Exposure Max	Post Exposure Std	Min Delta	Avg Delta	Max Delta	Std Delta
0	-6.741	-6.2394	-5.881	0.42	-6.786	-6.3422	-5.93	0.38924	-0.43	-0.1028	0.022	0.187
3	-6.258	-5.6137	-4.952	0.46315	-6.384	-5.7398	-5.089	0.42797	-0.419	-0.1261	0.085	0.19906
10	-7.061	-5.487	-4.021	0.83281	-6.846	-5.494	-4.443	0.68018	-0.422	-0.007	0.215	0.21352
30	-6.221	-5.5378	-4.959	0.45683	-5.989	-5.4272	-4.79	0.43635	-0.293	0.1106	0.299	0.21763
50	-6.583	-5.612	-4.881	0.52654	-6.106	-5.0889	-4.011	0.6312	0.12	0.5231	0.87	0.22601
100	-7.157	-5.8392	-5.012	0.73026	-6.281	-4.6938	-3.958	0.84918	0.723	1.1454	1.486	0.25294

Device Test: 9.9 CS_ACCURACY(Accuracy_750mA_6A_1p5V)



Test Results (Lower Limit = -10.0, Upper Limit = 10.0 (%))

Serial #	krad(si)	Exposure Conditions	Pre Result	Post Result	Delta
1	3	7V Biased HDR	-0.115	-0.657	-0.542
2	3	7V Biased HDR	-0.429	-0.462	-0.033
3	3	7V Biased HDR	-0.809	-0.845	-0.036
4	3	7V Biased HDR	-0.822	-0.879	-0.057
5	3	7V Biased HDR	-0.351	-0.772	-0.421
6	3	Unbiased HDR	0.179	0.131	-0.048
7	3	Unbiased HDR	-0.882	-0.967	-0.085
8	3	Unbiased HDR	-0.888	-0.903	-0.015
9	3	Unbiased HDR	0.149	-0.362	-0.511
10	3	Unbiased HDR	-0.341	-0.428	-0.087
11	10	7V Biased HDR	-0.292	-0.429	-0.137
12	10	7V Biased HDR	-1.017	-0.961	0.056
13	10	7V Biased HDR	0.331	-0.092	-0.423
14	10	7V Biased HDR	-0.391	-0.445	-0.054
15	10	7V Biased HDR	0.204	0.248	0.044
16	10	Unbiased HDR	-1.245	-1.163	0.082
17	10	Unbiased HDR	1.049	0.541	-0.508
18	10	Unbiased HDR	0.78	0.684	-0.096
19	10	Unbiased HDR	-0.75	-0.804	-0.054
20	10	Unbiased HDR	-0.626	-0.627	-0.001
21	30	7V Biased HDR	-0.661	-0.918	-0.257
22	30	7V Biased HDR	-1.197	-1.178	0.019
23	30	7V Biased HDR	-0.865	-0.935	-0.07
24	30	7V Biased HDR	-0.521	-0.487	0.034
25	30	7V Biased HDR	0.164	-0.33	-0.494
26	30	Unbiased HDR	0.529	0.523	-0.006
27	30	Unbiased HDR	-0.497	-0.404	0.093
28	30	Unbiased HDR	-0.052	0.057	0.109
29	30	Unbiased HDR	0.39	0.091	-0.299
30	30	Unbiased HDR	0.122	0.174	0.052
31	50	7V Biased HDR	-0.718	-0.576	0.142
32	50	7V Biased HDR	-0.644	-0.642	0.002
33	50	7V Biased HDR	-0.319	-0.649	-0.33
34	50	7V Biased HDR	0.173	0.574	0.401
35	50	7V Biased HDR	-0.186	-0.224	-0.038
36	50	Unbiased HDR	-0.044	0.206	0.25
37	50	Unbiased HDR	-0.048	-0.379	-0.331
38	50	Unbiased HDR	-1.269	-1.025	0.244
39	50	Unbiased HDR	-0.833	-0.667	0.166
40	50	Unbiased HDR	0.346	0.549	0.203
41	100	7V Biased HDR	-1.042	-1.234	-0.192
42	100	7V Biased HDR	-0.79	-0.625	0.165
43	100	7V Biased HDR	-1.399	-0.544	0.855
44	100	7V Biased HDR	-0.585	-0.273	0.312
45	100	7V Biased HDR	-0.041	-0.206	-0.165
46	100	Unbiased HDR	-0.488	-0.058	0.43
47	100	Unbiased HDR	0.372	0.792	0.42
48	100	Unbiased HDR	-0.02	0.256	0.276
49	100	Unbiased HDR	-0.098	-0.206	-0.108
50	100	Unbiased HDR	-0.307	0.024	0.331
51	0	Correlation	-0.841	-0.87	-0.029
52	0	Correlation	-1.607	-1.526	0.081
53	0	Correlation	-0.783	-1.234	-0.451
54	0	Correlation	-0.66	-0.715	-0.055
55	0	Correlation	-1.433	-1.54	-0.107



Test Statistics (%)

krad(si)	Pre Exposure Min	Pre Exposure Avg	Pre Exposure Max	Pre Exposure Std	Post Exposure Min	Post Exposure Avg	Post Exposure Max	Post Exposure Std	Min Delta	Avg Delta	Max Delta	Std Delta
0	-1.607	-1.0648	-0.66	0.42512	-1.54	-1.177	-0.715	0.37567	-0.451	-0.1122	0.081	0.20145
3	-0.888	-0.4309	0.179	0.41243	-0.967	-0.6144	0.131	0.33908	-0.542	-0.1835	-0.015	0.2156
10	-1.245	-0.1957	1.049	0.76404	-1.163	-0.3048	0.684	0.63238	-0.508	-0.1091	0.082	0.20099
30	-1.197	-0.2588	0.529	0.57184	-1.178	-0.3407	0.523	0.55463	-0.494	-0.0819	0.109	0.20058
50	-1.269	-0.3542	0.346	0.50224	-1.025	-0.2833	0.574	0.55027	-0.331	0.0709	0.401	0.24527
100	-1.399	-0.4398	0.372	0.53307	-1.234	-0.2074	0.792	0.54112	-0.192	0.2324	0.855	0.32288

IMPORTANT NOTICE AND DISCLAIMER

TI PROVIDES TECHNICAL AND RELIABILITY DATA (INCLUDING DATA SHEETS), DESIGN RESOURCES (INCLUDING REFERENCE DESIGNS), APPLICATION OR OTHER DESIGN ADVICE, WEB TOOLS, SAFETY INFORMATION, AND OTHER RESOURCES "AS IS" AND WITH ALL FAULTS, AND DISCLAIMS ALL WARRANTIES, EXPRESS AND IMPLIED, INCLUDING WITHOUT LIMITATION ANY IMPLIED WARRANTIES OF MERCHANTABILITY, FITNESS FOR A PARTICULAR PURPOSE OR NON-INFRINGEMENT OF THIRD PARTY INTELLECTUAL PROPERTY RIGHTS.

These resources are intended for skilled developers designing with TI products. You are solely responsible for (1) selecting the appropriate TI products for your application, (2) designing, validating and testing your application, and (3) ensuring your application meets applicable standards, and any other safety, security, regulatory or other requirements.

These resources are subject to change without notice. TI grants you permission to use these resources only for development of an application that uses the TI products described in the resource. Other reproduction and display of these resources is prohibited. No license is granted to any other TI intellectual property right or to any third party intellectual property right. TI disclaims responsibility for, and you will fully indemnify TI and its representatives against, any claims, damages, costs, losses, and liabilities arising out of your use of these resources.

TI's products are provided subject to [TI's Terms of Sale](#) or other applicable terms available either on [ti.com](https://www.ti.com) or provided in conjunction with such TI products. TI's provision of these resources does not expand or otherwise alter TI's applicable warranties or warranty disclaimers for TI products.

TI objects to and rejects any additional or different terms you may have proposed.

Mailing Address: Texas Instruments, Post Office Box 655303, Dallas, Texas 75265
Copyright © 2023, Texas Instruments Incorporated