

# An overview of conducted EMI specifications for power supplies



**Timothy Hegarty**  
*Applications Engineer*  
*Texas Instruments*

# Commercial products are generally designed to minimize the amount of electromagnetic interference (EMI) produced during normal operation.

Numerous governing bodies regulate the permissible levels of conducted and radiated emissions generated by an end product in order to maintain electromagnetic compatibility (EMC). The focus of this white paper is on EMI standards for conducted emissions, particularly those relevant to automotive, communications and industrial applications.

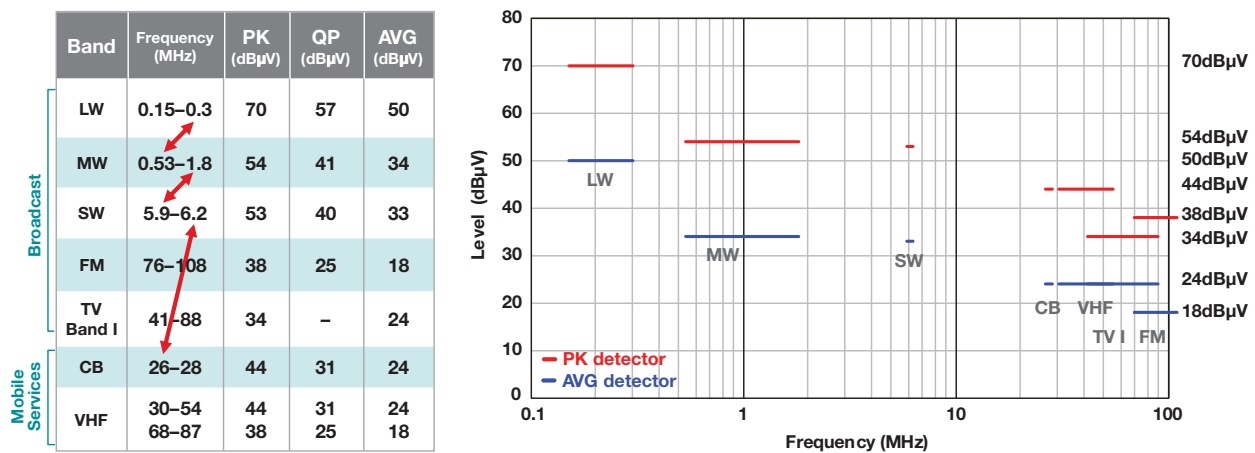
Power converters embedded within products for these market sectors demand high switching frequencies, advances in circuit topologies and high-speed switching power devices. EMI is an increasingly significant and challenging topic for fast-switching power converters [1], [2]. Moreover, the EMI filter required to achieve regulatory compliance can represent a significant portion of the overall system footprint, volume and cost. Thus, an understanding of the EMI standards pertaining to the application is essential.

## EMI standards for automotive

From a regulatory standpoint, UNECE Regulation 10 [3], titled “Uniform provisions concerning the approval of vehicles with regard to electromagnetic

compatibility,” replaced the European Union (EU) Automotive EMC Directive 2004/104/EC in November 2014. UNECE Regulation 10 requires that manufacturers gain approval for all vehicles, electronic subassemblies (ESAs), components and separate technical units.

From an automotive electronic product designer’s perspective, the essential conducted emissions tests are those specified by CISPR 25 [4], [5], the fourth edition from 2016 being relevant at the time of this writing. This international standard applies to automotive components and modules, with measurements performed using one or two 5μH/50Ω artificial networks (ANs) depending on the grounding configuration. The standard refers to the “protection of onboard receivers,” with conducted noise measured over a frequency range from 150kHz to 108MHz in specific frequency bands. These frequency ranges are dispersed across the AM broadcast, FM broadcast and mobile service bands, as shown in **Figure 1**. CISPR 25 specifies conducted emission limits for peak (PK), quasi-peak (QP), and average (AVG) signal detectors.



**Figure 1.** CISPR 25 Class 5 conducted emission limits.

**Figure 1** also plots the relevant limit lines for Class 5, the most stringent requirement from CISPR 25. Even though higher noise spikes are theoretically allowed in the gaps between frequency bands, automotive manufacturers may choose to extend these frequency ranges according to their specific in-house requirements. The limits are quite challenging, particularly the 18dB $\mu$ V average (or 38dB $\mu$ V peak) limit in the VHF and FM bands spanning 68MHz to 108MHz. The filter components' parasitics degrade EMI filter attenuation at such frequencies.

### EMI standards for IT and multimedia equipment

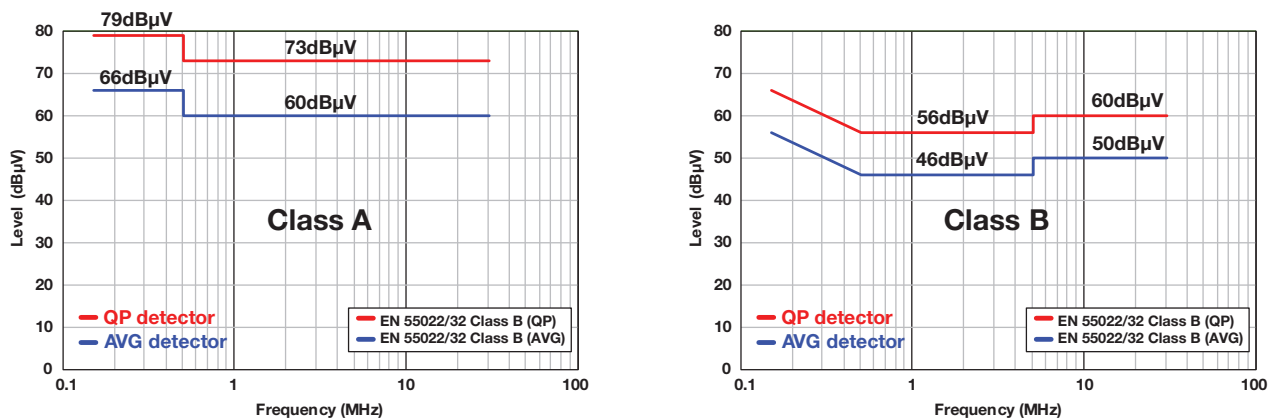
For many years, power-supply products marketed for communications and information technology (IT) end equipment within the EU have complied with the well-known European Standard EN 55022, derived principally from the CISPR 22 [6] product standard, with the Conformité Européenne (CE) Declaration of Conformity (DoC) [7] for external power supplies referencing EN 55022 to demonstrate compliance to the essential requirements of the EU's EMC Directive 2014/30/EU [8].

As an aside, European standardization organizations (ESOs) define and develop EU

harmonized standards. EN550xx standards come from European Committee for Electrotechnical Standardization (CENELEC), the other ESOs being the European Committee for Standardization (CEN) and European Telecommunications Standards Institute (ETSI). The EMC directive also requires publication of the references to these standards in the "Official Journal of the EU" (OJEU) in order for them to be harmonized and thus provide for a presumption of conformity.

Recently, however, CISPR 22/EN 55022 was subsumed into CISPR 32/EN 55032 [9]. This new emissions standard covers multimedia equipment and becomes effective as a harmonized standard [10] in compliance with the EMC directive. More pointedly, any product previously tested under EN 55022 that ships into the EU after March 2, 2017 must now meet the requirements of EN 55032. Equipment intended primarily for use in a residential environment must meet Class B limits, with all other equipment complying with Class A [11].

**Figure 2** shows the EN 55022/32 Class A and Class B limits for conducted emissions with quasi-peak and average signal detectors over the applicable frequency range of 150kHz to 30MHz. Both quasi-peak and average limits must be satisfied.



**Figure 2.** CISPR/EN 55022/32 Class A and Class B conducted emission limits.

Meanwhile, products designed for North American markets have complied with equivalent limits established by FCC Part 15 Subpart B for unintentional radiators [12]. Section 15.107 establishes conducted emissions limits equivalent to those in CISPR 22 and likewise measured with a 50 $\mu$ H/50 $\Omega$  V-type line impedance stabilization network (LISN). A DoC requires testing performed at an accredited test laboratory.

## EMI standards for industrial equipment

CISPR 11 is the international product standard for EMI disturbances from industrial, scientific and medical (ISM) radio-frequency (RF) equipment [13]. Originally published in 1975, the sixth edition was released in 2015. CISPR 11 applies to a wide variety of equipment, including wireless power transfer (WPT) charging equipment, Wi-Fi® systems, induction cooking hobs and arc welders.

Equipment in Groups 1 and 2 are delineated with scope for general-purpose and RF-specific applications, respectively. Each group is further subdivided in two classes: Class A equipment is for use in all establishments other than domestic and may be measured on a test site or in situ; Class B covers domestic and is measured only on a test site

[14]. While CISPR 11 Class B uses the default limits as used for CISPR 22/32, limits for Class A depend on the equipment group and power level. Figure 3 provides CISPR 11 Class A limits using quasi-peak and average signal detectors.

In addition, “generic standards” are provided by the International Electrotechnical Commission (IEC) as well as their EN counterparts developed by the CENELEC. More specifically, IEC 61000-6-3 [15] applies to products targeted for residential/commercial/light-industrial applications [15], while IEC 61000-6-4 covers heavy-industrial environments [16].

Certain industrial end equipment may have dedicated system-level standards that direct EMC tests by referencing CISPR 11. For instance, IEC 61131-2 provides emission requirements for programmable controllers and their associated peripherals [17]. This applies to, for example, programmable logic controller (PLC) and programmable automation controller (PAC) component devices widely used in factory automation and process control applications. Other system-level standards include IEC 61800-3 and IEC 61326-1, which dictates EMC requirements for adjustable-speed motor drive systems [18] and laboratory equipment, respectively.

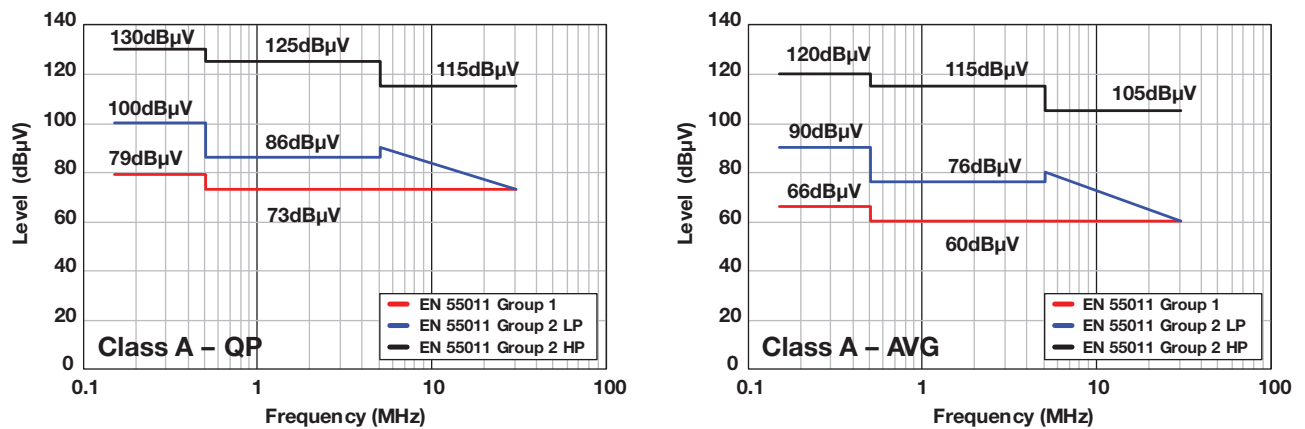


Figure 3. CISPR/EN 55011 Class A conducted emission limits.

## EMI measurements

Virtually all CISPR-based test standards specify limits for conducted emissions measured up to 30MHz, except for CISPR 25, where the applicable upper frequency extends to 108MHz.

The three most commonly referenced harmonized standards for the purposes of the EMC Directive – EN 55011, EN 55014-1 and EN 55032 (based on CISPR 11, CISPR 14-1 and CISPR 32, respectively) – have measuring methods that are largely similar. EN 55015, based on CISPR 15 for lighting equipment, has a similar test, but the measurement range extends down to 9kHz for some apparatus.

**Table 1** presents a synopsis of CISPR, EN and FCC standards for the relevant product sector.

Product sector	CISPR standard	EN standard	FCC standard
Automotive	CISPR 25	EN 55025	–
Multimedia	CISPR 32	EN 55032	Part 15
ISM	CISPR 11	EN 55011	Part 18
Household appliances, electric tools and similar apparatus	CISPR 14-1	EN 55014-1	–
Lighting equipment	CISPR 15	EN 55015	Part 15/18

**Table 1.** Summary of main product standards for conducted emissions.

## Summary

EMI is often a highly vexing issue in a product's design and qualification cycle, and one that many system designers have great difficulty with. All products must generally meet some type of EMI performance metric, whether established in the product's design specifications or to comply with regulatory requirements. This discussion delved into EMI from the point of view of relevant standards, with an emphasis on conducted EMI phenomena specifically apropos the EMC requirements for automotive, communications and industrial end equipment.

## References

1. Timothy Hegarty, "[The engineer's guide to EMI in DC-DC converters \(part 1\): standards requirements and measurement techniques](#)," How2Power Today, December 2017 issue.
2. Timothy Hegarty, Robert Loke and David Pace, "[Understanding EMI and mitigating noise in DC/DC converters](#)," Texas Instruments (TI) training webinar, May 11, 2017.
3. UNECE, "[Uniform provisions concerning the approval of vehicles with regard to electromagnetic compatibility](#)," Regulation No. 10.
4. IEC, [International Special Committee on Radio Interference \(CISPR\) Guidance for Users of the CISPR Standards](#), February 2015.
5. CISPR, CISPR 25:2016, fourth edition (or EN 55025:2017), "[Vehicles, boats and internal combustion engines – Radio disturbance characteristics – Limits and methods of measurement for the protection of on-board receivers](#)," October 27, 2016.
6. "[Achieving low noise and low EMI performance with DC/DC switching regulators](#)," Texas Instruments (TI) EMI landing page.

7. European Commission, [CE marking for manufacturers.](#)
8. European Commission, [EMC Directive 2014/30/EU.](#)
9. CISPR, CISPR 32:2015, second edition (or EN 55032:2015), "[Electromagnetic compatibility of multimedia equipment – Emission requirements.](#)"
10. European Commission, [EMC harmonized standards.](#)
11. Tim Williams, "EMC for Product Designers Fifth Edition," (Boston, Massachusetts: Newnes, 2016).
12. FCC, Electronic Code of Federal Regulations [Title 47, Chapter I, Subchapter A, Part 15, Subpart B –Unintentional Radiators](#), Section [15.107](#), Conducted limits.
13. CISPR, CISPR 11:2015, sixth edition (or EN 55011:2016), "[Industrial, scientific and medical equipment – Radio-frequency disturbance characteristics – Limits and methods of measurement.](#)"
14. "[CISPR 11 – An Historical and Evolutionary Review,](#)" InCompliance Magazine, January 30, 2015.
15. IEC, IEC 61000-6-3:2006, "[Electromagnetic compatibility \(EMC\) – Part 6-3: Generic standards – Emission standard for residential, commercial and light-industrial environments.](#)"
16. IEC, IEC 61000-6-4:2006, "[Electromagnetic compatibility \(EMC\) – Part 6-4: Generic standards – Emission standard for industrial environments.](#)"
17. IEC, IEC 61131-2:2017, "[Industrial-process measurement and control – Programmable controllers – Part 2: Equipment requirements and tests.](#)"
18. IEC, IEC 61800-3:2017, "[Adjustable speed electrical power drive systems – Part 3: EMC requirements and specific test methods.](#)"

**Important Notice:** The products and services of Texas Instruments Incorporated and its subsidiaries described herein are sold subject to TI's standard terms and conditions of sale. Customers are advised to obtain the most current and complete information about TI products and services before placing orders. TI assumes no liability for applications assistance, customer's applications or product designs, software performance, or infringement of patents. The publication of information regarding any other company's products or services does not constitute TI's approval, warranty or endorsement thereof.

The platform bar is a trademark of Texas Instruments.  
All other trademarks are the property of their respective owners.

## IMPORTANT NOTICE FOR TI DESIGN INFORMATION AND RESOURCES

Texas Instruments Incorporated ("TI") technical, application or other design advice, services or information, including, but not limited to, reference designs and materials relating to evaluation modules, (collectively, "TI Resources") are intended to assist designers who are developing applications that incorporate TI products; by downloading, accessing or using any particular TI Resource in any way, you (individually or, if you are acting on behalf of a company, your company) agree to use it solely for this purpose and subject to the terms of this Notice.

TI's provision of TI Resources does not expand or otherwise alter TI's applicable published warranties or warranty disclaimers for TI products, and no additional obligations or liabilities arise from TI providing such TI Resources. TI reserves the right to make corrections, enhancements, improvements and other changes to its TI Resources.

You understand and agree that you remain responsible for using your independent analysis, evaluation and judgment in designing your applications and that you have full and exclusive responsibility to assure the safety of your applications and compliance of your applications (and of all TI products used in or for your applications) with all applicable regulations, laws and other applicable requirements. You represent that, with respect to your applications, you have all the necessary expertise to create and implement safeguards that (1) anticipate dangerous consequences of failures, (2) monitor failures and their consequences, and (3) lessen the likelihood of failures that might cause harm and take appropriate actions. You agree that prior to using or distributing any applications that include TI products, you will thoroughly test such applications and the functionality of such TI products as used in such applications. TI has not conducted any testing other than that specifically described in the published documentation for a particular TI Resource.

You are authorized to use, copy and modify any individual TI Resource only in connection with the development of applications that include the TI product(s) identified in such TI Resource. NO OTHER LICENSE, EXPRESS OR IMPLIED, BY ESTOPPEL OR OTHERWISE TO ANY OTHER TI INTELLECTUAL PROPERTY RIGHT, AND NO LICENSE TO ANY TECHNOLOGY OR INTELLECTUAL PROPERTY RIGHT OF TI OR ANY THIRD PARTY IS GRANTED HEREIN, including but not limited to any patent right, copyright, mask work right, or other intellectual property right relating to any combination, machine, or process in which TI products or services are used. Information regarding or referencing third-party products or services does not constitute a license to use such products or services, or a warranty or endorsement thereof. Use of TI Resources may require a license from a third party under the patents or other intellectual property of the third party, or a license from TI under the patents or other intellectual property of TI.

TI RESOURCES ARE PROVIDED "AS IS" AND WITH ALL FAULTS. TI DISCLAIMS ALL OTHER WARRANTIES OR REPRESENTATIONS, EXPRESS OR IMPLIED, REGARDING TI RESOURCES OR USE THEREOF, INCLUDING BUT NOT LIMITED TO ACCURACY OR COMPLETENESS, TITLE, ANY EPIDEMIC FAILURE WARRANTY AND ANY IMPLIED WARRANTIES OF MERCHANTABILITY, FITNESS FOR A PARTICULAR PURPOSE, AND NON-INFRINGEMENT OF ANY THIRD PARTY INTELLECTUAL PROPERTY RIGHTS.

TI SHALL NOT BE LIABLE FOR AND SHALL NOT DEFEND OR INDEMNIFY YOU AGAINST ANY CLAIM, INCLUDING BUT NOT LIMITED TO ANY INFRINGEMENT CLAIM THAT RELATES TO OR IS BASED ON ANY COMBINATION OF PRODUCTS EVEN IF DESCRIBED IN TI RESOURCES OR OTHERWISE. IN NO EVENT SHALL TI BE LIABLE FOR ANY ACTUAL, DIRECT, SPECIAL, COLLATERAL, INDIRECT, PUNITIVE, INCIDENTAL, CONSEQUENTIAL OR EXEMPLARY DAMAGES IN CONNECTION WITH OR ARISING OUT OF TI RESOURCES OR USE THEREOF, AND REGARDLESS OF WHETHER TI HAS BEEN ADVISED OF THE POSSIBILITY OF SUCH DAMAGES.

You agree to fully indemnify TI and its representatives against any damages, costs, losses, and/or liabilities arising out of your non-compliance with the terms and provisions of this Notice.

This Notice applies to TI Resources. Additional terms apply to the use and purchase of certain types of materials, TI products and services. These include; without limitation, TI's standard terms for semiconductor products (<http://www.ti.com/sc/docs/stdterms.htm>), [evaluation modules](#), and [samples](http://www.ti.com/sc/docs/sampterm.htm) (<http://www.ti.com/sc/docs/sampterm.htm>).

Mailing Address: Texas Instruments, Post Office Box 655303, Dallas, Texas 75265  
Copyright © 2018, Texas Instruments Incorporated