

Design PMP40060 Test Results

1 GENERAL

1.1 PURPOSE

The PMP40060 is a fast charger solution with secondary-side regulation UCC28740DR which provides Constant-Voltage Constant-Current feature. The design supports 3.5V 7A lower output voltage closely to battery voltage and also 5.5V 7A output power level. This output performance will enable direct charge between PMP40060 and PMP40133 (adapter side) and BQ25871 EVM (phone side). Secondary voltage-second balance synchronous rectifier UCC24636 enables high efficiency with maximum SR conduction time.



1.2 REFERENCE DOCUMENTATION

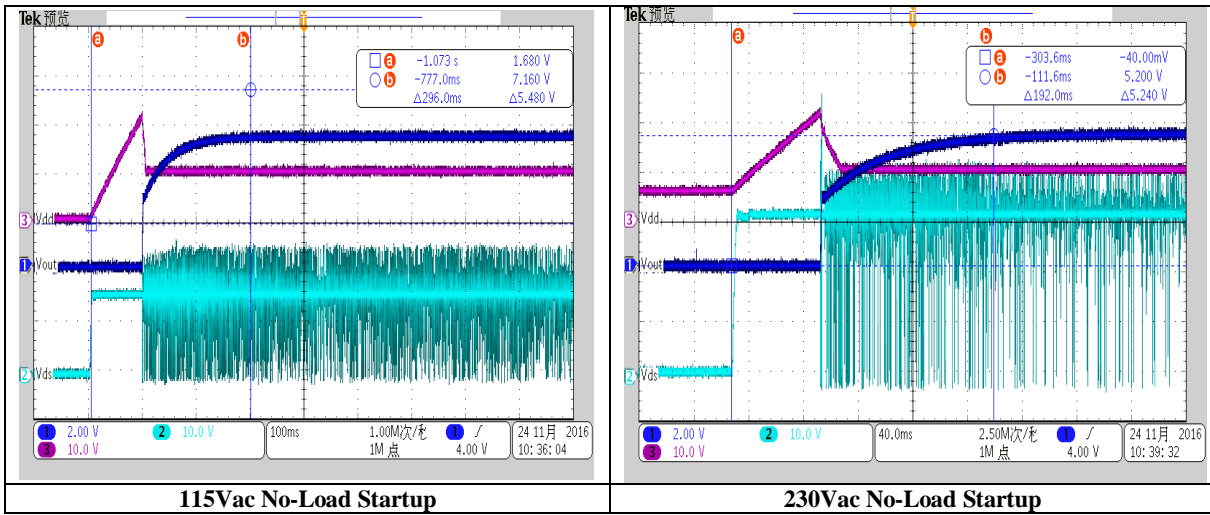
Schematic: PMP40060E1(001)_Sch.PDF
PCB: GerberNCdrills.zip
BOM: PMP40060E1(001)_TI-BOM.PDF

1.3 TEST EQUIPMENTS

Multi-meter (current): Fluke 287C*2
Multi-meter (voltage): Agilent 34401A
AC Source: Chroma 61503
E-Load: Chroma 63101 module

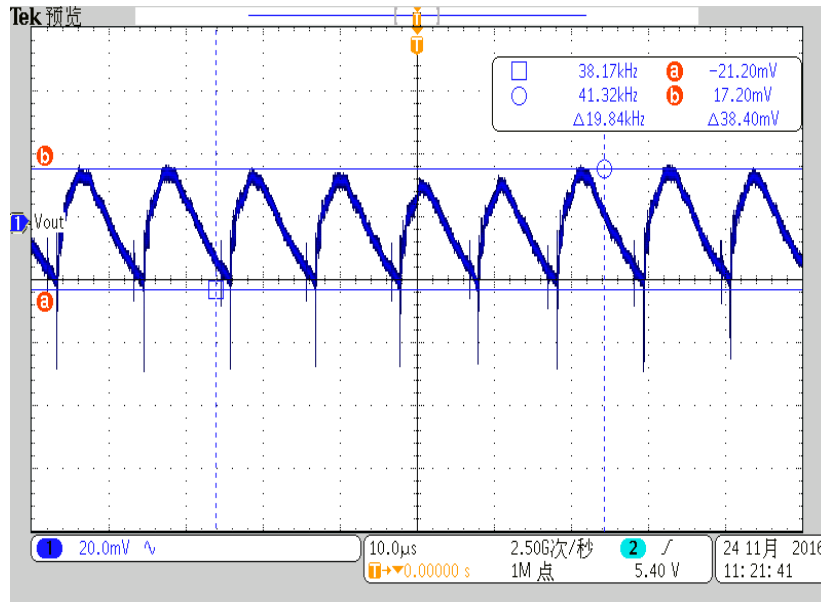
2 Performance data and waveform

2.1 Start Up

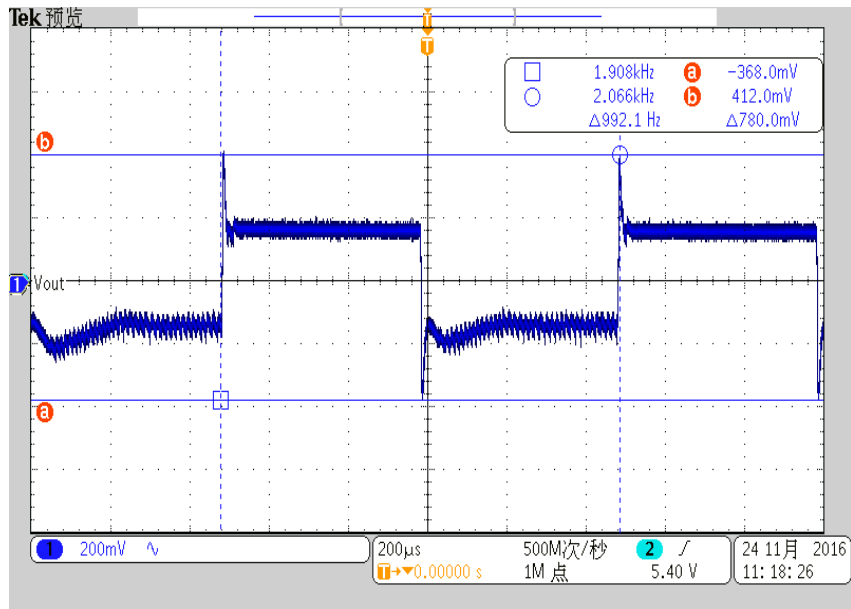


2.2 Output voltage ripple

115Vac full load



2.3 Transient Response

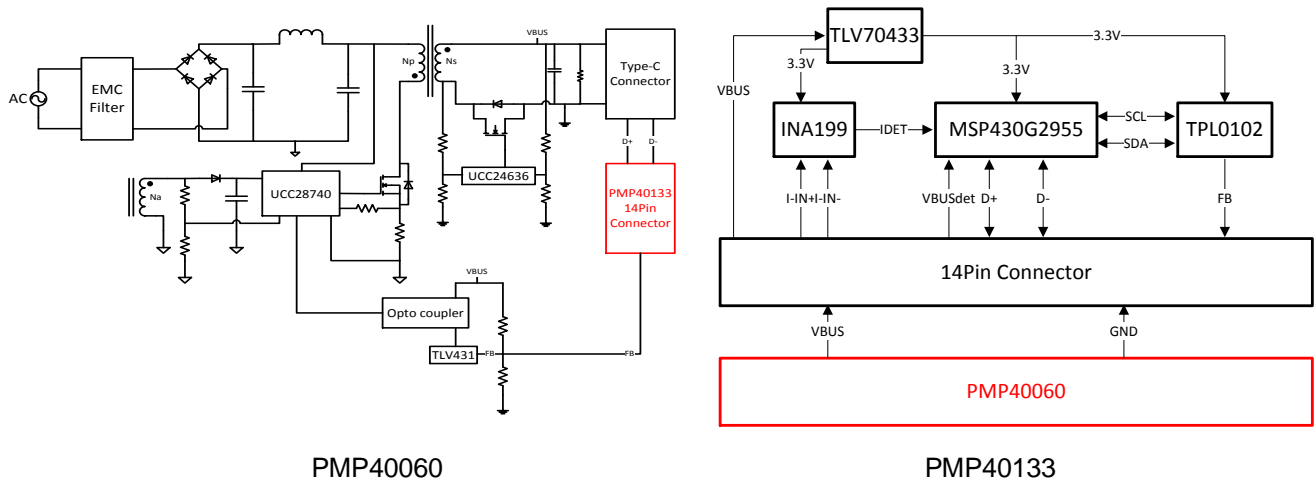


230Vin 0-5A Load; 1kHz Cycle; 1.6A/us

3 Fast charge recognition transition

The following waveform is based on PMP40060 and PMP40133 board. PMP40060 connects TI fast charger BQ25871 EVM board (phone side) through type-c cable. For more information about BQ25871, please contact TI sales or field application engineer. Check the website: <http://www.ti.com/tool/BQ25871EVM-813?keyMatch=BQ25871&tisearch=Search-EN-Everything>


Block diagram:



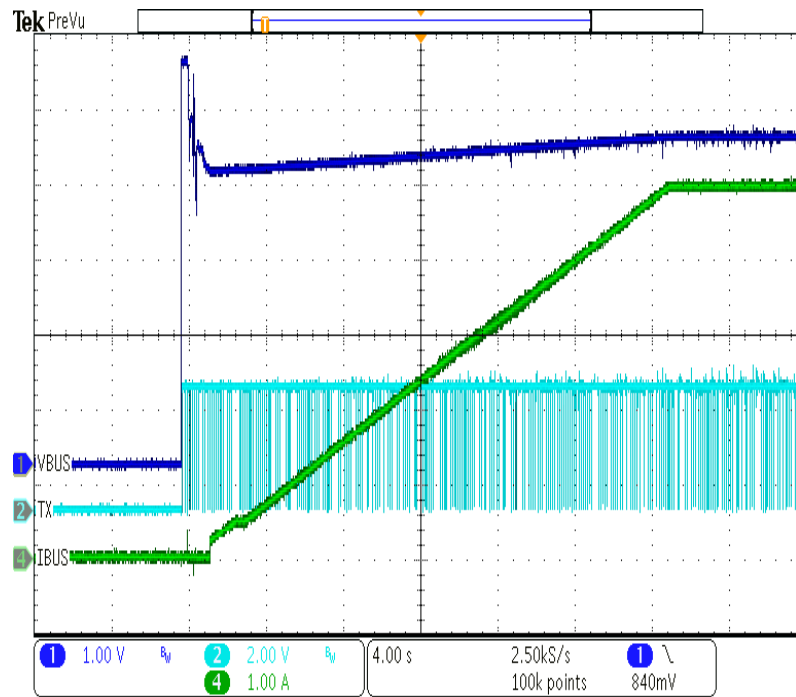
PMP40060

PMP40133

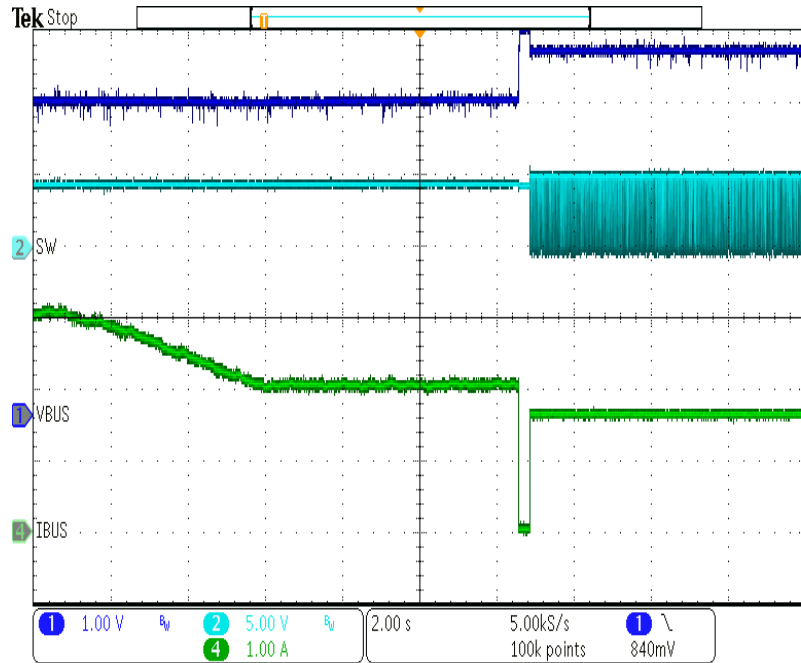
Prototype setup:



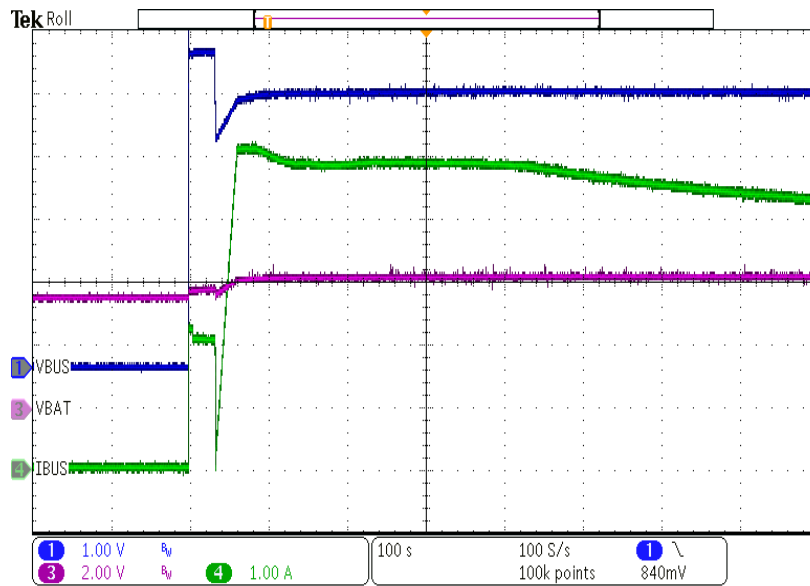
3.1 5V startup and directly ramp to 5A fast charge



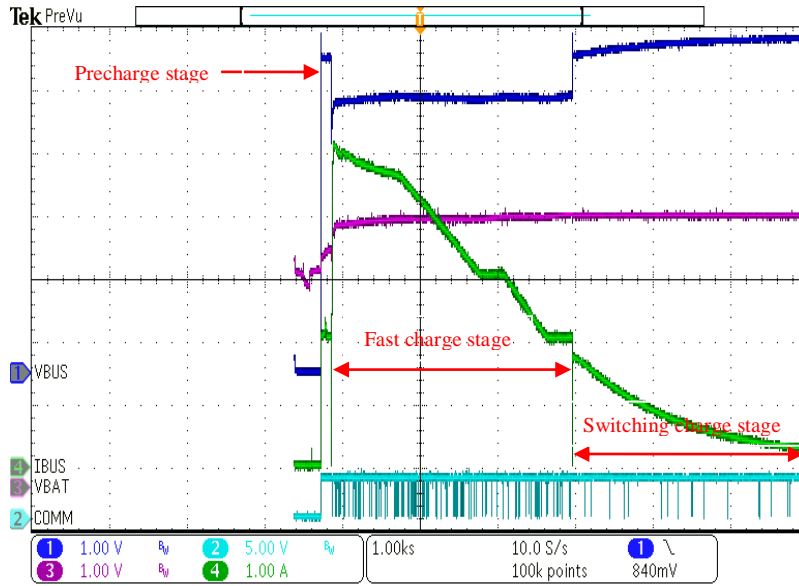
3.2 5V Fast charge to switch charge transition



3.3 Precharge to fast charge transition



3.4 Full charge cycle-precharge, fast charge and switching charge to battery taper full



IMPORTANT NOTICE AND DISCLAIMER

TI PROVIDES TECHNICAL AND RELIABILITY DATA (INCLUDING DATASHEETS), DESIGN RESOURCES (INCLUDING REFERENCE DESIGNS), APPLICATION OR OTHER DESIGN ADVICE, WEB TOOLS, SAFETY INFORMATION, AND OTHER RESOURCES "AS IS" AND WITH ALL FAULTS, AND DISCLAIMS ALL WARRANTIES, EXPRESS AND IMPLIED, INCLUDING WITHOUT LIMITATION ANY IMPLIED WARRANTIES OF MERCHANTABILITY, FITNESS FOR A PARTICULAR PURPOSE OR NON-INFRINGEMENT OF THIRD PARTY INTELLECTUAL PROPERTY RIGHTS.

These resources are intended for skilled developers designing with TI products. You are solely responsible for (1) selecting the appropriate TI products for your application, (2) designing, validating and testing your application, and (3) ensuring your application meets applicable standards, and any other safety, security, or other requirements. These resources are subject to change without notice. TI grants you permission to use these resources only for development of an application that uses the TI products described in the resource. Other reproduction and display of these resources is prohibited. No license is granted to any other TI intellectual property right or to any third party intellectual property right. TI disclaims responsibility for, and you will fully indemnify TI and its representatives against, any claims, damages, costs, losses, and liabilities arising out of your use of these resources.

TI's products are provided subject to TI's Terms of Sale (<https://www.ti.com/legal/termsofsale.html>) or other applicable terms available either on [ti.com](https://www.ti.com) or provided in conjunction with such TI products. TI's provision of these resources does not expand or otherwise alter TI's applicable warranties or warranty disclaimers for TI products.

Mailing Address: Texas Instruments, Post Office Box 655303, Dallas, Texas 75265
Copyright © 2021, Texas Instruments Incorporated