

Achieving household energy efficiency and cost savings with GaN-based motor system designs



Charlie Munoz

Today’s market for major household appliances is strongly intertwined with energy efficiency and associated branding such as Energy Star certification. Consumers expect end equipment in this category – refrigerators or heating, ventilation and air-conditioning (HVAC) systems – to have high levels of power efficiency and product reliability. So in this article, we’ll explore how the intersection of gallium nitride (GaN) and brushless-DC (BLDC) motor systems can help enhance the lives of consumers.

Figure 1 shows typical home appliances where energy efficiency plays a big role.




Figure 1. Line-powered home appliance and HVAC motor-driver applications

Taking refrigerator compressors and HVAC furnace blowers as typical examples of household appliances that contribute significantly to household electricity usage, these types of end equipment use a motor system to control the flow of air and liquids for heating and cooling applications. When designing these systems, it’s vital to optimize how the motor converts electrical power into mechanical movement. Motor system designers will often modify the physical design of the motor assembly, adjusting properties to achieve a specific rated voltage and speed. The system’s electrical design will also need to have the right printed circuit board (PCB) layout, and electronics components capable of achieving the proper signals for motor commutation and power delivery.

Table 1 lists some appliance motor system requirements, and why they matter.

Table 1. Motor system requirements, impacts and common challenges

System requirement	Performance impact	Technical challenges
Power output and performance	Achieve intended motion Optimize speed Output high torque	Faster slew rate and switching Higher voltage Higher current
Thermal management and power efficiency	System efficiency Minimize wear and tear Extended use without overheating	Losses in system conduction and reverse recovery Space constraints Heat-sink effects
Size and cost	Market competitiveness Convenience	Integration of features Integrated circuit packaging technology
Electromagnetic interference (EMI) and acoustics	Electrical interference Audible noise for consumers	Slew-rate control Accurate and responsive timing
Reliability and safety	Consumer hazards Cost to repair Brand reputation for quality	Electrical ratings Protection and monitoring features Manufacturing quality

Having the right components for the task at hand simplifies the development process. For example, TI has integrated its three-layer-metal e-mode GaN technology into a new motor-driver product to meet specialized requirements. Capable of supporting 650V and hosting nearly all of the features necessary to operate a three-phase BLDC motor, the DRV7308 is housed in a small-enough package such that you can design your system to an especially small size. You may not even need a thermal heat sink if you are operating below 250W of power. For more information, download the white paper, “[How three-phase integrated GaN technology maximizes motor-drive performance.](#)”

The DRV7308 targets 250W home appliance applications such as HVAC compressors. [Figure 2](#) is a block diagram of this system with our GaN intelligent power module (IPM). These line-powered systems usually include an AC/DC stage, EMI filter, motor-inverter stage and motor.

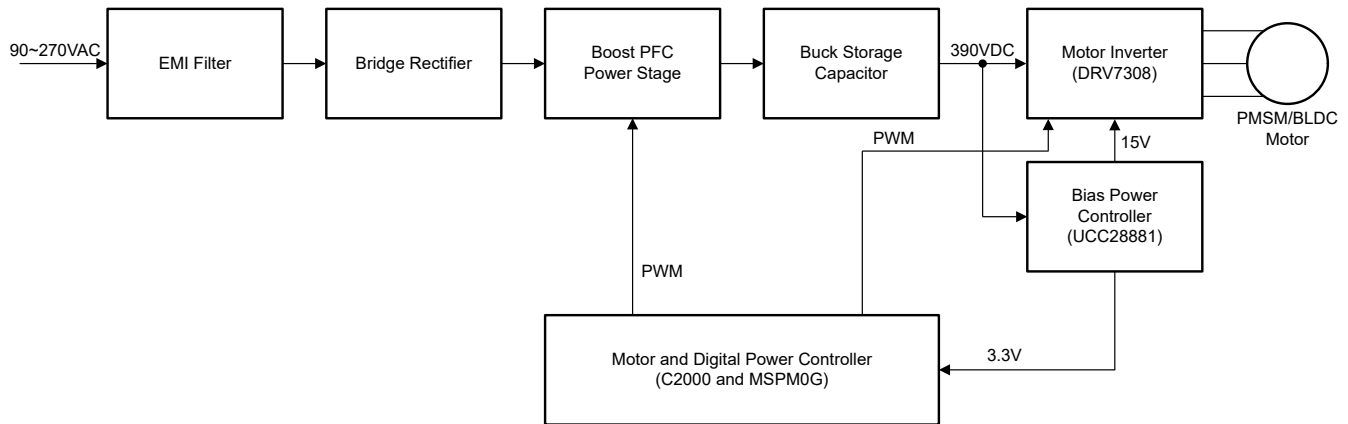


Figure 2. BLDC motor-driver system block diagram

A high-voltage system such as the one shown in [Figure 2](#) has major cost components, including the PCB, heat sink and its assembly, passive components, and motor. TI’s GaN IPM technology offers cost advantages across all of these major components, and ultimately can enable energy cost savings over a system’s lifetime.

There are currently two options when designing a 250W HVAC compressor motor-inverter stage: using metal-oxide semiconductor field-effect transistor (MOSFET) or insulated-gate bipolar transistor (IGBT) IPMs, or choosing a discrete implementation. Both solutions’ maximum motor-inverter stage efficiency is 96% or 97%, with typical power losses of 6W to 7.5W. These low levels of efficiency require cooling components such as heat sinks, larger PCBs to dissipate heat, and more expensive motors to reach a specific system efficiency. The DRV7308 GaN IPM can help reduce power losses 50% or more in a smaller package, which translates to more than 99% motor-inverter efficiency, as shown in [Figure 3](#).

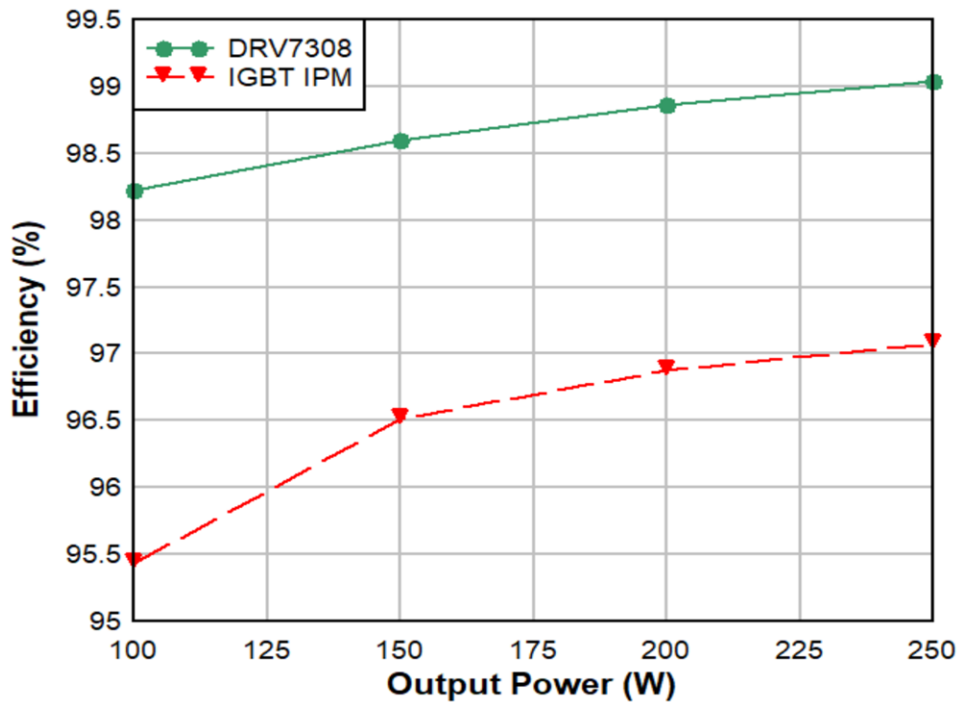


Figure 3. Efficiency comparison between DRV7308 GaN IPM and IGBT IPM in a 250W system

The DRV7308 can enable 2x reduction in power losses given GaN's intrinsic technological advantages: no reverse-recovery losses, low output capacitance, no tail current, higher slew-rate capability, and a low drain-to-source on-resistance of 205mΩ. The 50% reduction or more in power losses eliminates the need for a heat sink to dissipate heat created from power losses.

The DRV7308 comes in a 12mm-by-12mm package, which is 55% smaller than competing 250W IPMs; see [Figure 4](#) for comparison. Ultimately, these GaN IPM advantages and small package size enable you to shrink PCB size by more than 65%, reducing the cost of the PCB and cooling components. [Table 2](#) lists the savings when using the DRV7308 in a 250W system.

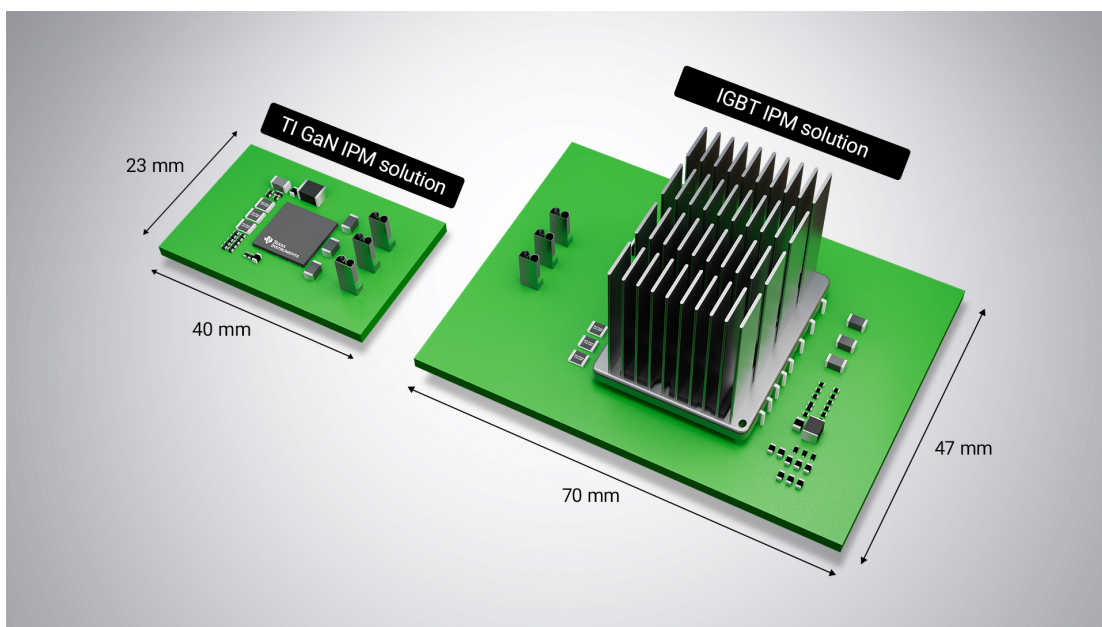


Figure 4. The DRV7308 board compared to an 250W IGBT solution

>\$2 in system cost savings at 250W

Table 2. DRV7308 PCB, heat sink and integration cost savings in a 250W system

Value	Cost savings
Heat-sink elimination (cost + assembly)	\$1.00
Reduction in motor costs by meeting system efficiency standards with more efficient motor	\$0.90
Integrated single-shunt operational amplifier Fewer discrete components PCB size savings: 12mm by 12mm vs. 32mm by 12.5mm	\$0.10

The design of the motor in these applications sometimes plays a major role in overall system costs. The 2023 seasonal energy-efficient rating (SEER) of 14 for HVAC systems requires 85% efficiency, a 5% increase. The >99% efficiency possible with the DRV7308 exceeds the 85% efficiency requirement without increasing motor costs.

In HVAC motor manufacturing, every 1% improvement in motor efficiency saves an estimated \$0.35 because of windings and thicker copper gauge wire; therefore, we estimate up to \$0.63 in motor copper savings with the DRV7308. See [Table 3](#).

Table 3. 250W HVAC compressor system efficiency using IGBTs or the DRV7308

	Motor output power (W)	Motor efficiency (%)	IPM efficiency (%)	System efficiency (%)	Comments
IGBT	250	85.0%	97.0%	80.8%	Existing solution for SEER rating of 13 (Current)
IGBT	250	89.4%	97.0%	85.0%	IGBT solution with SEER of 13 (2023 onwards)
DRV7308	250	87.6%	99.0%	85.0%	GaN-based solution with SEER of 14 (2023 onwards)
		DRV7308 can help meet SEER rating of 14 with lower efficient motor			(1)

1. Assumed 98% efficiency of other components in system.

Conclusion

New appliance and HVAC systems continue to hit the market with greater efficiency and reliability. The DRV7308 addresses long-standing challenges in motor inverters for these types of products, helping further push the boundaries for better power density and reliability and less audible noise.

Trademarks

All trademarks are the property of their respective owners.

IMPORTANT NOTICE AND DISCLAIMER

TI PROVIDES TECHNICAL AND RELIABILITY DATA (INCLUDING DATA SHEETS), DESIGN RESOURCES (INCLUDING REFERENCE DESIGNS), APPLICATION OR OTHER DESIGN ADVICE, WEB TOOLS, SAFETY INFORMATION, AND OTHER RESOURCES "AS IS" AND WITH ALL FAULTS, AND DISCLAIMS ALL WARRANTIES, EXPRESS AND IMPLIED, INCLUDING WITHOUT LIMITATION ANY IMPLIED WARRANTIES OF MERCHANTABILITY, FITNESS FOR A PARTICULAR PURPOSE OR NON-INFRINGEMENT OF THIRD PARTY INTELLECTUAL PROPERTY RIGHTS.

These resources are intended for skilled developers designing with TI products. You are solely responsible for (1) selecting the appropriate TI products for your application, (2) designing, validating and testing your application, and (3) ensuring your application meets applicable standards, and any other safety, security, regulatory or other requirements.

These resources are subject to change without notice. TI grants you permission to use these resources only for development of an application that uses the TI products described in the resource. Other reproduction and display of these resources is prohibited. No license is granted to any other TI intellectual property right or to any third party intellectual property right. TI disclaims responsibility for, and you will fully indemnify TI and its representatives against, any claims, damages, costs, losses, and liabilities arising out of your use of these resources.

TI's products are provided subject to [TI's Terms of Sale](#) or other applicable terms available either on [ti.com](https://www.ti.com) or provided in conjunction with such TI products. TI's provision of these resources does not expand or otherwise alter TI's applicable warranties or warranty disclaimers for TI products.

TI objects to and rejects any additional or different terms you may have proposed.

Mailing Address: Texas Instruments, Post Office Box 655303, Dallas, Texas 75265
Copyright © 2024, Texas Instruments Incorporated