



**ABSTRACT**

This report discusses the results of the total-ionizing dose (TID) testing for the Texas Instruments TPS7H1111-SEP 1.5-A, Ultra-Low Noise, High PSRR Radiation-Tolerant Low Dropout (LDO) Linear Regulator.

The study was done to determine TID effects under high dose rate (HDR) up to 50krad(Si) and low dose rate (LDR) up to 50krad(Si). The results show that all samples passed within the specified limits up to 50krad(Si) for both HDR and LDR.

---

**Table of Contents**

<b>1 Device Information</b> .....	2
1.1 Product Description.....	2
1.2 Device Details.....	2
<b>2 Total Dose Test Setup</b> .....	4
2.1 Test Overview.....	4
2.2 Test Facility.....	4
2.3 Test Setup Details.....	4
2.4 Test Configuration and Condition.....	5
<b>3 TID Characterization Test Results</b> .....	6
3.1 TID Characterization Summary Results.....	6
3.2 Data Sheet Electrical Parameters and Associated Tests.....	6
<b>4 Applicable and Reference Documents</b> .....	11
4.1 Applicable Documents.....	11
4.2 Reference Documents.....	11
<b>5 Revision History</b> .....	12
<b>A Appendix: HDR TID Report Data</b> .....	13
<b>B Appendix: LDR TID Report Data</b> .....	14

**List of Figures**

Figure 1-1. TPS7H1111-SEP Device (Front).....	3
Figure 1-2. TPS7H1111-SEP Device (Back).....	3
Figure 2-1. Bias Diagram Used in TID Exposure.....	4

**List of Tables**

Table 1-1. Device and Exposure Details.....	2
Table 2-1. HDR ≥ 50–300 rad(Si)/s Biased Device Information (HDR).....	5
Table 2-2. HDR ≥ 50–300 rad(Si)/s Unbiased Device Information (HDR).....	5
Table 2-3. LDR ≤ 10 mrad(Si)/s Biased Device Information (LDR).....	5
Table 2-4. LDR ≤ 10 mrad(Si)/s Unbiased Device Information (LDR).....	5

**Trademarks**

All trademarks are the property of their respective owners.

# 1 Device Information

## 1.1 Product Description

The TPS7H1111 is an ultra-low noise, high PSRR, low dropout linear regulator (LDO) optimized for powering RF (radio frequency) devices in a space environment. It is capable of sourcing up to 1.5 A over a 0.85-V to 7-V input range with a 2.2-V to 14-V bias supply. The high performance of the device limits power supply generated phase noise and clock jitter, making this device ideal for powering high-performance ADCs, DACs, VCOs, PLLs, SerDes, and other RF components in satellites. For digital loads (such as FPGAs and DSPs) requiring low voltage operation, the exceptional accuracy and excellent transient performance ensure optimal system performance.

## 1.2 Device Details

Table 1-1 lists the device information and test conditions used in the TID characterization.

**Table 1-1. Device and Exposure Details**

TID HDR and LDR Details	
TI Device	TPS7H1111-SEP
TI Part Name	TPS7H1111MPWPTSEP
Device Function	Low Dropout Linear Regulator
Package	28-pin HTSSOP (PWP)
Technology	LBC7 (Linear BiCMOS 7)
Assembly Lot Number	<ul style="list-style-type: none"> <li>• HDR - 3048608</li> <li>• LDR - 2938007</li> </ul>
Quantity Tested	<ul style="list-style-type: none"> <li>• HDR: <ul style="list-style-type: none"> <li>– 5 units biased and 5 units unbiased at 20krad(Si)</li> <li>– 5 units biased and 5 units unbiased at 30krad(Si)</li> <li>– 5 units biased and 5 units unbiased at 50krad(Si)</li> <li>– 2 correlation units</li> </ul> </li> <li>• LDR: <ul style="list-style-type: none"> <li>– 5 units biased and 5 units unbiased at 20krad(Si)</li> <li>– 5 units biased and 5 units unbiased at 30krad(Si)</li> <li>– 5 units biased and 5 units unbiased at 50krad(Si)</li> <li>– 3 correlation units</li> </ul> </li> </ul>
HDR Dose rate	50-300-rad(Si)/s ionizing radiation with increments
LDR Dose rate	10mrad(Si)/s ionizing radiation with increments
HDR Radiation Facility	Texas Instruments, Dallas, Texas
LDR Radiation Facility	VPT Rad, Chelmsford, MA
Irradiation and Test Temperature	Ambient, room temperature controlled to 25°C ±6°C per MIL-STD-883 and MIL-STD-750.



**Figure 1-1. TPS7H1111-SEP Device (Front)**



**Figure 1-2. TPS7H1111-SEP Device (Back)**

## 2 Total Dose Test Setup

### 2.1 Test Overview

The TPS7H1111-SEP was tested according to MIL-STD-883, Test Method 1019.9. For this testing, Conditions A and D were used. For this test, the product was irradiated up to the target radiation level, and then put through full electrical parametric testing on the production Automated Test Equipment (ATE).

### 2.2 Test Facility

The TPS7H1111-SEP HDR exposure was performed biased and unbiased at Texas Instruments Dallas, Texas. The dose rate for exposure was between 50-300 rad(Si)/s. After exposure, devices were electrically tested at Texas Instruments in Dallas, Texas.

The TPS7H1111-SEP LDR exposure was performed on biased and unbiased devices in a Co60 gamma cell under a 10-mrad(Si)/s exposure rate. The dose rate of the irradiator used in the exposure ranges from < 10 mrad(Si)/s to a maximum of approximately 65 rad(Si)/s, determined by the distance from the source. The exposure boards are housed in a lead-aluminum box (as specified in MIL-STD-883 TM 1019.9) to harden the gamma spectrum and minimize dose enhancement effects. The irradiator calibration is maintained by Logmire Laboratories using Thermoluminescence Dosimeters (TLDs) traceable to the National Institute of Standards and Technology (NIST) and the dosimetry was verified using TLDs prior to the radiation exposures. After exposure, the devices were returned to TI Dallas for a full post radiation electrical evaluation using Texas Instruments production ATE.

### 2.3 Test Setup Details

The devices under HDR and LDR exposure were tested in two conditions, biased and unbiased, as described in the following sections.

#### Unbiased

Unbiased HDR and LDR exposure were performed with all pins grounded.

#### Biased

Figure 2-1 shows the bias conditions used for HDR and LDR exposure.

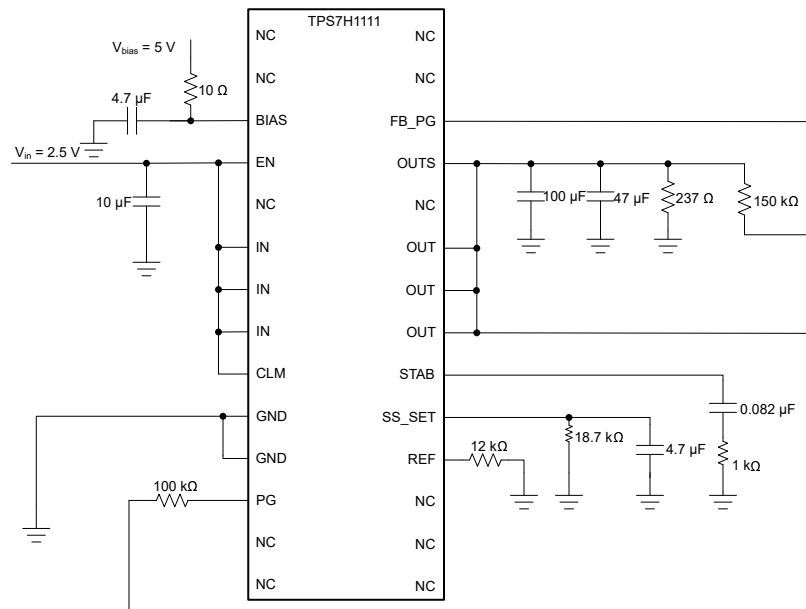


Figure 2-1. Bias Diagram Used in TID Exposure

## 2.4 Test Configuration and Condition

HDR devices were stressed at 20 krad(Si), 30 krad(Si), and 50 krad(Si) for biased and unbiased conditions.

**Table 2-1. HDR  $\geq$  50–300 rad(Si)/s Biased Device Information (HDR)**

Total Samples: 15		
Exposure Levels:		
20 krad(Si) (5 samples)	30krad(Si) (5 samples)	50krad(Si) (5 samples)
Device IDs: 1, 2, 3, 4, 5	Device IDs: 6, 7, 8, 9, 10	Device IDs: 11, 12, 13, 15, 16

**Table 2-2. HDR  $\geq$  50–300 rad(Si)/s Unbiased Device Information (HDR)**

Total Samples: 15		
Exposure Levels:		
20 krad(Si) (5 samples)	30 krad(Si) (5 samples)	50 krad(Si) (5 samples)
Device IDs: 17, 19, 20, 21, 23	Device IDs: 24, 25, 26, 27, 29	Device IDs: 30, 32, 39, 40, 41

LDR devices were stressed at 20 krad(Si), 30 krad(Si), and 50 krad(Si) for biased and unbiased conditions.

**Table 2-3. LDR  $\leq$  10 mrad(Si)/s Biased Device Information (LDR)**

Total Samples: 15		
Exposure Levels:		
20 krad(Si) (5 samples)	30krad(Si) (5 samples)	50krad(Si) (5 samples)
Device IDs: 1, 2, 3, 4, 5	Device IDs: 11, 12, 13, 14, 15	Device IDs: 21, 22, 23, 24, 25

**Table 2-4. LDR  $\leq$  10 mrad(Si)/s Unbiased Device Information (LDR)**

Total Samples: 15		
Exposure Levels:		
20 krad(Si) (5 samples)	30 krad(Si) (5 samples)	50 krad(Si) (5 samples)
Device IDs: 6, 7, 8, 9, 10	Device IDs: 16, 17, 18, 19, 20	Device IDs: 26, 27, 28, 29, 30

### 3 TID Characterization Test Results

#### 3.1 TID Characterization Summary Results

The results show that all devices were fully functional and within specification limits up to 50krad (Si) HDR and LDR TID.

The TPS7H1111-SEP showed a strong degree of hardness to irradiation for both biased and unbiased exposure conditions. The measurements taken post-irradiation for each sample set showed a marginal shift for most parameters at each dose level for both biased and unbiased. (see [Section 3.2](#) for the electrical parameters). Note that test numbers are listed only for parameters tested post-TID.

#### 3.2 Data Sheet Electrical Parameters and Associated Tests

Over  $0.85\text{ V} \leq V_{IN} \leq 7\text{ V}$ ,  $V_{BIAS} \geq V_{OUT} + 1.6\text{ V}$  ( $V_{IN} \leq V_{BIAS} \leq 14\text{ V}$  and  $V_{BIAS} \geq 2.2\text{ V}$ ),  $V_{OUT}(\text{target}) = V_{IN} - 1.6\text{ V}$ ,  $I_{OUT} = 1\text{ mA}$ ,  $C_{OUT} = 220\text{ }\mu\text{F}$ ,<sup>(1)</sup>  $R_{REF} = 12.0\text{ k}\Omega$ , over operating temperature range ( $T_A = -55^\circ\text{C}$  to  $125^\circ\text{C}$ ), typical values are at  $T_A = 25^\circ\text{C}$ , unless otherwise noted; includes RLAT at  $T_A = 25^\circ\text{C}$  if sub-group number is present for QML RHA and SEP devices.<sup>(2)</sup>

PARAMETER	TEST CONDITIONS	SUB-GROUP <sup>3</sup>	MIN	TYP	MAX	UNIT	Test(s)		
<b>POWER SUPPLIES AND CURRENTS</b>									
$V_{DO}$	Dropout voltage with $V_{BIAS} \geq V_{OUT} + 1.6\text{ V}$	$0.85\text{ V} \leq V_{IN} \leq 7\text{ V}$ , $V_{OUT} = 98.5\% \times V_{OUT(NOM)}$	$I_{OUT} = 0.1\text{ A}$	1, 2, 3	17	40	mV	21.1, 22.1, 23.1	
			$I_{OUT} = 0.5\text{ A}$	1, 2, 3	75	150		21.2, 22.2, 23.2	
			$I_{OUT} = 1\text{ A}$	1, 2, 3	110	280		21.3, 22.3, 23.3	
			$I_{OUT} = 1.5\text{ A}$	1, 2, 3	215	430		21.4, 22.4, 23.4	
$V_{DO}$	Dropout voltage with $V_{BIAS} = V_{IN}$	$2.2\text{ V} \leq V_{IN} \leq 7\text{ V}$ , $V_{OUT} = 98.5\% \times V_{OUT(NOM)}$	$I_{OUT} = 0.1\text{ A}$	1, 2, 3	785	1100	mV	24.1, 25.1, 26.1	
			$I_{OUT} = 0.5\text{ A}$	1, 2, 3	908	1150		24.2, 25.2, 26.2	
			$I_{OUT} = 1\text{ A}$	1, 2, 3	1063	1250		24.3, 25.3, 26.3	
			$I_{OUT} = 1.5\text{ A}$	1, 2, 3	1168	1400		24.4, 25.4, 26.4	
$I_{LIM}$	Output current limit	$R_{OUT} = 10\text{ m}\Omega$ , $V_{CLM} = V_{IN}$	$T_A = -55^\circ\text{C}$	3	1.8	1.95	2.1	A	42.3, 42.9
			$T_A = 25^\circ\text{C}$	1	1.75	1.85	2		
			$T_A = 125^\circ\text{C}$	2	1.7	1.8	1.95		
$I_{CLM(LKG)}$	CLM input leakage current	$V_{CLM} = 7\text{ V}$	1, 2, 3	5	150	nA	13.12		
$I_{Q\_IN}$	Quiescent current	$V_{EN} = 7\text{ V}$ , $I_{OUT} = 0\text{ A}$	1, 2, 3	19	27	mA	17.5, 16.5		
$I_{Q\_BIAS}$	Bias current with no output load	$V_{EN} = 7\text{ V}$ , $I_{OUT} = 0\text{ A}$	1, 2, 3	16	25		17.6, 16.6		
$I_{IN\_GND}$	$I_{IN} - I_{OUT}$ with full output load	$V_{EN} = 7\text{ V}$ , $I_{OUT} = 1.5\text{ A}$	1, 2, 3	20	27	mA	17.12, 16.12		
$I_{BIAS}$	Bias current with full output load	$V_{EN} = 7\text{ V}$ , $I_{OUT} = 1.5\text{ A}$	1, 2, 3	17	25		17.10, 16.10		
$I_{SHDN}$	Shutdown current	$V_{EN} = 0\text{ V}$ , $I_{OUT} = 0\text{ A}$ , $V_{OUT} = 0\text{ V}$	1, 2, 3	20	350	$\mu\text{A}$	17.1, 16.1		
$I_{SHDN\_BIAS}$	Shutdown bias current	$V_{EN} = 0\text{ V}$ , $I_{OUT} = 0\text{ A}$ , $V_{OUT} = 0\text{ V}$	1, 2, 3	550	1000		17.2, 16.2		

Over  $0.85\text{ V} \leq V_{\text{IN}} \leq 7\text{ V}$ ,  $V_{\text{BIAS}} \geq V_{\text{OUT}} + 1.6\text{ V}$  ( $V_{\text{IN}} \leq V_{\text{BIAS}} \leq 14\text{ V}$  and  $V_{\text{BIAS}} \geq 2.2\text{ V}$ ),  $V_{\text{OUT}} (\text{target}) = V_{\text{IN}} - 1.6\text{ V}$ ,  $I_{\text{OUT}} = 1\text{ mA}$ ,  $C_{\text{OUT}} = 220\text{ }\mu\text{F}$ ,<sup>(1)</sup>  $R_{\text{REF}} = 12.0\text{ k}\Omega$ , over operating temperature range ( $T_{\text{A}} = -55^{\circ}\text{C}$  to  $125^{\circ}\text{C}$ ), typical values are at  $T_{\text{A}} = 25^{\circ}\text{C}$ , unless otherwise noted; includes RLAT at  $T_{\text{A}} = 25^{\circ}\text{C}$  if sub-group number is present for QML RHA and SEP devices.<sup>(2)</sup>

PARAMETER	TEST CONDITIONS	SUB-GROUP <sup>3</sup>	MIN	TYP	MAX	UNIT	Test(s)	
<b>ACCURACY</b>								
$V_{\text{ACC}}$	Output voltage accuracy	$1\text{ mA} \leq I_{\text{OUT}} \leq 1.5\text{ A}$ , $2.2\text{ V} \leq V_{\text{BIAS}} \leq 14\text{ V}$ , V4, $P_{\text{D}} \leq 4\text{ W}$ <sup>5</sup>	$-55^{\circ}\text{C} \leq T_{\text{A}} \leq 125^{\circ}\text{C}$	1, 2, 3	-1.3%	1.2%		
			$T_{\text{A}} = -55^{\circ}\text{C}$	3	-1.3%	0.5%		
			$T_{\text{A}} = 25^{\circ}\text{C}$	1	-0.7%	1.1%		
			$T_{\text{A}} = 25^{\circ}\text{C}$ , Post TID <sup>5</sup>	1	-0.7%	1.1%	28.197 through 28.264	
			$T_{\text{A}} = 125^{\circ}\text{C}$	2	-0.7%	1.2%		
$I_{\text{SET}}$	SS_SET pin current to set $V_{\text{OUT}}$		$-55^{\circ}\text{C} \leq T_{\text{A}} \leq 125^{\circ}\text{C}$	1, 2, 3	98.8	99.9	101	28.129, 28.130, 28.131, 28.132, 28.133, 28.134, 28.135, 28.161, 28.162, 28.163, 28.164, 28.165, 28.166, 28.181, 28.182, 28.183, 28.184
			$T_{\text{A}} = -55^{\circ}\text{C}$	3	98.8	99.4	100.3	
			$T_{\text{A}} = 25^{\circ}\text{C}$	1	99.0	100	100.9	28.136, 28.137, 28.138, 28.139, 28.140, 28.141, 28.142, 28.167, 28.168, 28.169, 28.170, 28.171, 28.172, 28.185, 28.186, 28.187, 28.188
			$T_{\text{A}} = 125^{\circ}\text{C}$	2	99.2	100.2	101	

Over  $0.85\text{ V} \leq V_{IN} \leq 7\text{ V}$ ,  $V_{BIAS} \geq V_{OUT} + 1.6\text{ V}$  ( $V_{IN} \leq V_{BIAS} \leq 14\text{ V}$  and  $V_{BIAS} \geq 2.2\text{ V}$ ),  $V_{OUT}(\text{target}) = V_{IN} - 1.6\text{ V}$ ,  $I_{OUT} = 1\text{ mA}$ ,  $C_{OUT} = 220\text{ }\mu\text{F}$ ,<sup>(1)</sup>  $R_{REF} = 12.0\text{ k}\Omega$ , over operating temperature range ( $T_A = -55^\circ\text{C}$  to  $125^\circ\text{C}$ ), typical values are at  $T_A = 25^\circ\text{C}$ , unless otherwise noted; includes RLAT at  $T_A = 25^\circ\text{C}$  if sub-group number is present for QML RHA and SEP devices.<sup>(2)</sup>

PARAMETER	TEST CONDITIONS	SUB-GROUP <sup>3</sup>	MIN	TYP	MAX	UNIT	Test(s)
$V_{OS}$	Output offset voltage ( $V_{OUT} - V_{SS\_SET}$ )	$-55^\circ\text{C} \leq T_A \leq 125^\circ\text{C}$	1, 2, 3	-2		0.78	
		$T_A = -55^\circ\text{C}$	3	-1.33	-0.2	0.78	
		$T_A = 25^\circ\text{C}$	1	-1.45	-0.25	0.76	
		$T_A = 25^\circ\text{C}$ , Post TID <sup>5</sup>	1	-1.45		1.5	28.265, 28.266, 28.267, 28.268, 28.269, 28.270, 28.271, 28.290, 28.291, 28.292, 28.293, 28.294, 28.295, 28.304, 28.305, 28.306, 28.307, 28.272, 28.273, 28.274, 28.275, 28.276, 28.277, 28.278, 28.296, 28.297, 28.298, 28.299, 28.300, 28.301, 28.308, 28.309, 28.310, 28.311
	$T_A = 125^\circ\text{C}$	2	-2	-0.5	0.7		
$V_{OUT\text{temp}co}$	$V_{OUT}$ temperature coefficient	$T_A$ from $-55^\circ\text{C}$ to $125^\circ\text{C}$		0.004%			
		$T_A$ from $-55^\circ\text{C}$ to $-40^\circ\text{C}$		0.011%			
		$T_A$ from $-40^\circ\text{C}$ to $0^\circ\text{C}$		0.007%			
		$T_A$ from $0^\circ\text{C}$ to $25^\circ\text{C}$		0.005%			
		$T_A$ from $25^\circ\text{C}$ to $85^\circ\text{C}$		0.003%			
		$T_A$ from $85^\circ\text{C}$ to $125^\circ\text{C}$		0.001%			
$V_{REF}$	Reference voltage	1, 2, 3	1.190	1.206	1.221	V	28.27 through 28.60
$\frac{\Delta V_{OUT}}{\Delta V_{IN}}$	Line regulation	$0.85\text{ V} \leq V_{IN} \leq 7\text{ V}$ , $I_{OUT} = 1\text{ mA}$ , $V_{BIAS} = 5\text{ V}$ , $V_{OUT} = 0.4\text{ V}$	1, 2, 3	3	200	$\mu\text{V/V}$	28.316, 28.318, 28.320
$\frac{\Delta V_{OUT}}{\Delta I_{OUT}}$	Load regulation	$1\text{ mA} \leq I_{OUT} \leq 1.5\text{ A}$ , $V_{BIAS} = 5\text{ V}$ , $V_{IN} = 2.5\text{ V}$ , $V_{OUT} = 1.8\text{ V}$	1, 2, 3	500	1000	$\mu\text{V/A}$	28.361
	Current sharing error percentage	$R_{ballast} = 5\text{ m}\Omega$ , $T_A = 25^\circ\text{C}$	$I_{OUT(TOTAL)} = 1\text{ A}$			$\pm 1\%$	
			$I_{OUT(TOTAL)} = 2.9\text{ A}$			$\pm 0.1\%$	
$I_{OUTS(LKG)}$	OUTS leakage current		1, 2, 3	20	200	nA	28.21



Over  $0.85\text{ V} \leq V_{IN} \leq 7\text{ V}$ ,  $V_{BIAS} \geq V_{OUT} + 1.6\text{ V}$  ( $V_{IN} \leq V_{BIAS} \leq 14\text{ V}$  and  $V_{BIAS} \geq 2.2\text{ V}$ ),  $V_{OUT}(\text{target}) = V_{IN} - 1.6\text{ V}$ ,  $I_{OUT} = 1\text{ mA}$ ,  $C_{OUT} = 220\text{ }\mu\text{F}$ ,<sup>(1)</sup>  $R_{REF} = 12.0\text{ k}\Omega$ , over operating temperature range ( $T_A = -55^\circ\text{C}$  to  $125^\circ\text{C}$ ), typical values are at  $T_A = 25^\circ\text{C}$ , unless otherwise noted; includes RLAT at  $T_A = 25^\circ\text{C}$  if sub-group number is present for QML RHA and SEP devices.<sup>(2)</sup>

PARAMETER		TEST CONDITIONS	SUB-GROUP <sup>3</sup>	MIN	TYP	MAX	UNIT	Test(s)
<b>ENABLE</b>								
$V_{EN(\text{rising})}$	Enable rising threshold (turn-on)		1, 2, 3	0.58	0.60	0.62	V	34.1, 34.5
$V_{EN(\text{falling})}$	Enable falling threshold (turn-off)		1, 2, 3	0.48	0.50	0.52		34.2, 34.6
$t_{EN(\text{delay})}$	EN propagation delay	EN high to $V_{OUT} = 10\text{ mV}$	9, 10, 11		90	500	$\mu\text{s}$	34.9, 34.11
$I_{EN(\text{LKG})}$	Enable input leakage current	$V_{EN} = 7\text{ V}$	1, 2, 3		3	150	nA	13.13, 34.10, 34.12
$T_{SD(\text{enter})}$	Thermal shutdown enter temperature				160		$^\circ\text{C}$	
$T_{SD(\text{exit})}$	Thermal shutdown exit temperature				130			
<b>POWER GOOD</b>								
$V_{FB\_PG(\text{rising})}$	Power good rising threshold		1, 2, 3	290	306	313	mV	35.8, 36.8, 37.8
$V_{FB\_PG(\text{HYS})}$	Power good hysteresis		1, 2, 3	7	14	19		35.10, 36.10, 37.10
$I_{FB\_PG(\text{LKG})}$	FB_PG input leakage current	$V_{FB\_PG} = 6\text{ V}$	1, 2, 3		9	150	nA	35.1, 36.1, 37.1, 38.1
$V_{PG(\text{OL})}$	Power good output low	$I_{PG(\text{SINK})} = 0\text{ mA to }2\text{ mA}$	1, 2, 3		113	200	mV	35.3, 36.3, 37.3
$V_{IN(\text{MIN\_PG})}$	Minimum $V_{IN}$ or $V_{BIAS}$ for valid PG ( $V_{PG} < 0.5\text{ V}$ )	$I_{PG(\text{sink})} = 0.6\text{ mA}$	1, 2, 3		0.6	0.8	V	35.5, 36.5, 37.5
$I_{PG(\text{LKG})}$	Power good leakage	$V_{PG} = 7\text{ V}$ , $V_{FB\_PG} > V_{FB\_PG(\text{rising threshold})}$	1, 2, 3		0.1	2	$\mu\text{A}$	35.2, 36.2, 37.2
<b>SOFT START</b>								
$I_{SS\_SET(\text{start})}$	SS_SET pin current during startup		1, 2, 3	1.68	2.1	2.52	mA	41.1, 41.2
$t_{SS}$	Soft-start time	$V_{IN} = 2.5\text{ V}$ , $V_{OUT} = 1.8\text{ V}$ , $I_{OUT} = 1\text{ A}$ , $R_{FB\_PG(\text{top})} = 44.2\text{ k}\Omega$ , $R_{FB\_PG(\text{bot})} = 10\text{ k}\Omega$	$C_{SS} = 2.2\text{ }\mu\text{F}$		1.7		ms	
			$C_{SS} = 4.7\text{ }\mu\text{F}$		3.7			
			$C_{SS} = 10\text{ }\mu\text{F}$		7.8			

Over  $0.85\text{ V} \leq V_{IN} \leq 7\text{ V}$ ,  $V_{BIAS} \geq V_{OUT} + 1.6\text{ V}$  ( $V_{IN} \leq V_{BIAS} \leq 14\text{ V}$  and  $V_{BIAS} \geq 2.2\text{ V}$ ),  $V_{OUT}(\text{target}) = V_{IN} - 1.6\text{ V}$ ,  $I_{OUT} = 1\text{ mA}$ ,  $C_{OUT} = 220\text{ }\mu\text{F}$ ,<sup>(1)</sup>  $R_{REF} = 12.0\text{ k}\Omega$ , over operating temperature range ( $T_A = -55^\circ\text{C}$  to  $125^\circ\text{C}$ ), typical values are at  $T_A = 25^\circ\text{C}$ , unless otherwise noted; includes RLAT at  $T_A = 25^\circ\text{C}$  if sub-group number is present for QML RHA and SEP devices.<sup>(2)</sup>

PARAMETER	TEST CONDITIONS	SUB-GROUP <sup>3</sup>	MIN	TYP	MAX	UNIT	Test(s)
<b>NOISE AND PSRR</b>							
PSRR	Power-supply rejection ratio	$V_{IN} = 2.5\text{ V}$ , $V_{OUT} = 1.8\text{ V}$ , $V_{BIAS} = 5\text{ V}$ , $I_{OUT} = 1\text{ A}$ , $C_{SS} = 4.7\text{ }\mu\text{F}$ , $C_{BIAS} = 4.7\text{ }\mu\text{F}$ , $R_{BIAS} = 10\text{ }\Omega$	$f_{\text{ripple}} = 100\text{ Hz}$		109	dB	
			$f_{\text{ripple}} = 1\text{ kHz}$		109		
			$f_{\text{ripple}} = 10\text{ kHz}$		90		
			$f_{\text{ripple}} = 100\text{ kHz}$		71		
			$f_{\text{ripple}} = 1\text{ MHz}$		66		
			$f_{\text{ripple}} = 10\text{ MHz}$		30		
PSRR <sub>BIAS</sub>	Power-supply rejection ratio, $V_{BIAS}$ to $V_{OUT}$	$V_{IN} = 2.5\text{ V}$ , $V_{OUT} = 1.8\text{ V}$ , $V_{BIAS} = 5\text{ V}$ , $I_{OUT} = 1\text{ A}$ , $C_{SS} = 4.7\text{ }\mu\text{F}$ , $C_{BIAS} = 4.7\text{ }\mu\text{F}$ , $R_{BIAS} = 10\text{ }\Omega$	$f_{\text{ripple}} = 100\text{ Hz}$		102	dB	
			$f_{\text{ripple}} = 1\text{ kHz}$		105		
			$f_{\text{ripple}} = 10\text{ kHz}$		87		
			$f_{\text{ripple}} = 100\text{ kHz}$		97		
			$f_{\text{ripple}} = 1\text{ MHz}$		118		
			$f_{\text{ripple}} = 10\text{ MHz}$		68		
$V_N$	Output noise rms voltage (Bandwidth from 10 Hz to 100 kHz)	$V_{IN} = 2.5\text{ V}$ , $V_{OUT} = 1.8\text{ V}$ , $V_{BIAS} = 5\text{ V}$ , $I_{OUT} = 1\text{ A}$	$C_{SS} = 2.2\text{ }\mu\text{F}$		1.73	$\mu\text{V}_{\text{RMS}}$	
			$C_{SS} = 4.7\text{ }\mu\text{F}$		1.71		
			$C_{SS} = 10\text{ }\mu\text{F}$		1.69		
$e_N$	Output noise voltage density	$V_{IN} = 2.5\text{ V}$ , $V_{OUT} = 1.8\text{ V}$ , $V_{BIAS} = 5\text{ V}$ , $I_{OUT} = 1\text{ A}$ , $C_{SS} = 4.7\text{ }\mu\text{F}$	$f = 10\text{ Hz}$		97	nV/ $\sqrt{\text{Hz}}$	
			$f = 100\text{ Hz}$		11.2		
			$f = 1\text{ kHz}$		5.4		
			$f = 10\text{ kHz}$		5.6		
			$f = 100\text{ kHz}$		4.9		
			$f = 1\text{ MHz}$		1.6		
			$f = 10\text{ MHz}$		1.7		
<b>STABILITY</b>							
PM	Phase margin	$V_{IN} = 2.5\text{ V}$ , $V_{OUT} = 1.8\text{ V}$ , $I_{OUT} = 1.0\text{ A}$ ,			98	degrees	
GM	Gain margin	$C_{OUT} = 2 \times 100\text{ }\mu\text{F}$			19	dB	

1. A single 220  $\mu\text{F}$  tantalum capacitor is utilized.
2. See the [5962R21203](#) SMD for additional information on the QML RHA devices and see the [V62/23602](#) VID for additional information on the SEP RHA devices.
3. The subgroups are only applicable for QML versions of the device; for subgroup definitions, see the [Quality Conformance Inspection](#) table.
4. Additionally,  $V_{BIAS} \geq V_{IN}$  and  $V_{BIAS} \geq V_{OUT} + 1.6\text{ V}$ .
5.  $P_D$  is the internal power dissipation. When  $P_D$  exceeds 4 W, the current is lowered to avoid excessive local heating (due to tester limitations).
6. TID = 50krad(Si) for SEP parts.

## Quality Conformance Inspection

MIL-STD-883, Method 5005 - Group A

SUBGROUP	DESCRIPTION	TEMPERATURE (°C)
1	Static tests at	25
2	Static tests at	125
3	Static tests at	-55
4	Dynamic tests at	25
5	Dynamic tests at	125
6	Dynamic tests at	-55
7	Functional tests at	25
8A	Functional tests at	125
8B	Functional tests at	-55
9	Switching tests at	25
10	Switching tests at	125
11	Switching tests at	-55

## 4 Applicable and Reference Documents

### 4.1 Applicable Documents

- [TPS7H1111-SP and TPS7H1111-SEP 1.5-A, Ultra-Low Noise, High PSRR Radiation Hardened Low Dropout \(LDO\) Linear Regulator Data Sheet](#)
- [TPS7H1111-SP EVM User's Guide](#)

### 4.2 Reference Documents

Texas Instruments total ionizing dose radiation (total dose) test procedure follows the standards put forth in MIL-STD-883 TM 1019. The document can be found at the DLA website.

## 5 Revision History

<b>Changes from Revision * (April 2023) to Revision A (June 2023)</b>	<b>Page</b>
• Updated HDR data and lot information to final marked device (from prototype device) and added LDR lot and exposure information. ....	2
• Added LDR test facility information. ....	4
• Added LDR Data.....	14

## A Appendix: HDR TID Report Data

This appendix contains the HDR TID report data.

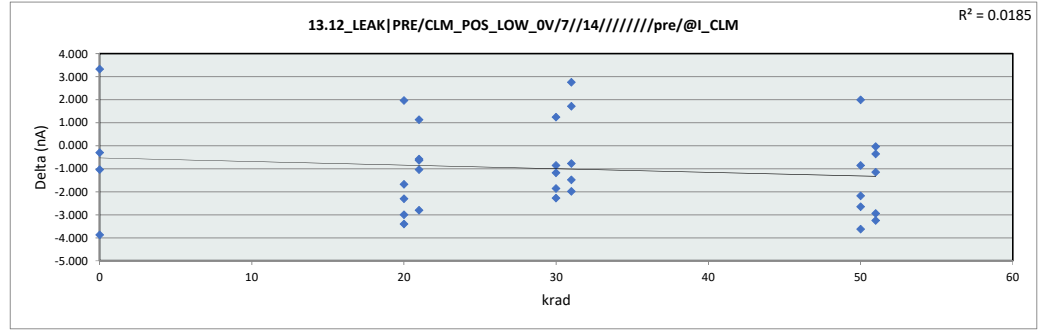
Identifier	Description
21	20 krad biased
20	20krad unbiased
31	30 krad biased
30	30 krad unbiased
51	50 krad biased
50	50 krad unbiased
0	Correlation units

HDR Report  
TPS7H1111-SEP

13.12\_LEAK|PRE/CLM\_POS\_LOV

Test Site	Dallas	Dallas
Tester	ETS-364	ETS-364
Test Number	EB6938	EB6938
Unit	nA	nA
Max Limit	150	150
Min Limit	-100	-100

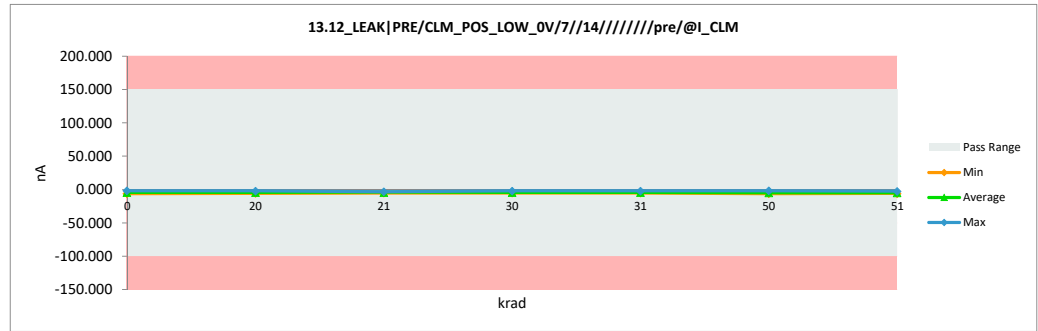
krad	Serial #	Pre	Post	Delta
21	1	-5.553	-4.423	1.130
21	2	-3.071	-3.703	-0.632
21	3	-2.439	-5.242	-2.803
21	4	-2.744	-3.322	-0.578
21	5	-3.539	-4.580	-1.041
20	17	-2.469	-4.768	-2.299
20	19	-2.596	-4.266	-1.670
20	20	-4.284	-2.320	1.964
20	21	-2.752	-5.745	-2.993
20	23	-1.495	-4.893	-3.398
31	6	-4.955	-2.195	2.760
31	7	-3.257	-5.242	-1.985
31	8	-3.687	-4.453	-0.766
31	9	-3.602	-5.082	-1.480
31	10	-5.269	-3.546	1.723
30	24	-3.813	-4.674	-0.861
30	25	-3.382	-2.132	1.250
30	26	-3.163	-5.431	-2.268
30	27	-3.530	-4.705	-1.175
30	29	-2.722	-4.580	-1.858
51	11	-2.880	-6.122	-3.242
51	12	-3.687	-4.831	-1.144
51	13	-4.578	-4.611	-0.033
51	15	-2.345	-2.697	-0.352
51	16	-3.184	-6.122	-2.938
50	30	-3.907	-1.912	1.995
50	32	-2.722	-6.342	-3.620
50	39	-4.013	-6.185	-2.172
50	40	-2.250	-4.893	-2.643
50	41	-4.127	-4.988	-0.861
0	61	-4.357	-5.396	-1.039
0	62	-5.206	-1.881	3.325
0	63	-2.439	-6.310	-3.871
0	64	-4.033	-4.328	-0.295
Max		-1.495	-1.881	3.325
Average		-3.472	-4.468	-0.996
Min		-5.553	-6.342	-3.871
Std Dev		0.960	1.299	1.879



13.12\_LEAK|PRE/CLM\_POS\_LOV

Test Site	Dallas
Tester	ETS-364
Test Number	EB6938
Max Limit	150 nA
Min Limit	-100 nA

krad	0	20	21	30	31	50	51
LL	-100.000	-100.000	-100.000	-100.000	-100.000	-100.000	-100.000
Min	-6.310	-5.745	-5.242	-5.431	-5.242	-6.342	-6.122
Average	-4.479	-4.398	-4.254	-4.304	-4.104	-4.864	-4.877
Max	-1.881	-2.320	-3.322	-2.132	-2.195	-1.912	-2.697
UL	150.000	150.000	150.000	150.000	150.000	150.000	150.000

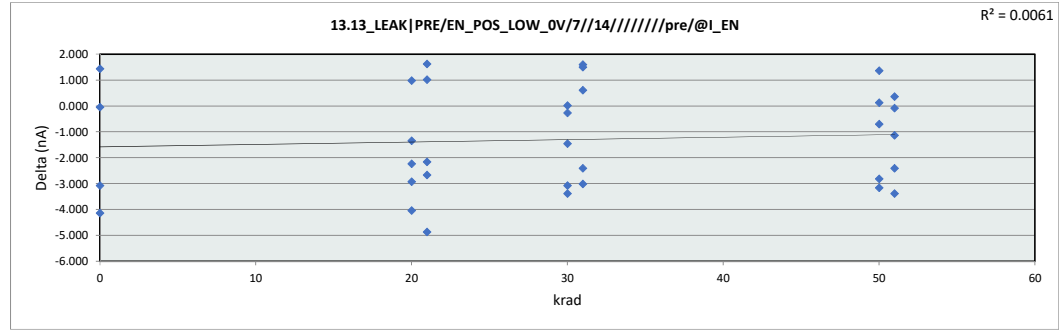


HDR Report  
TPS7H1111-SEP

**13.13 LEAK|PRE/EN\_POS\_LOW**

Test Site	Dallas	Dallas
Tester	ETS-364	ETS-364
Test Number	EB6938	EB6938
Unit	nA	nA
Max Limit	150	150
Min Limit	-100	-100

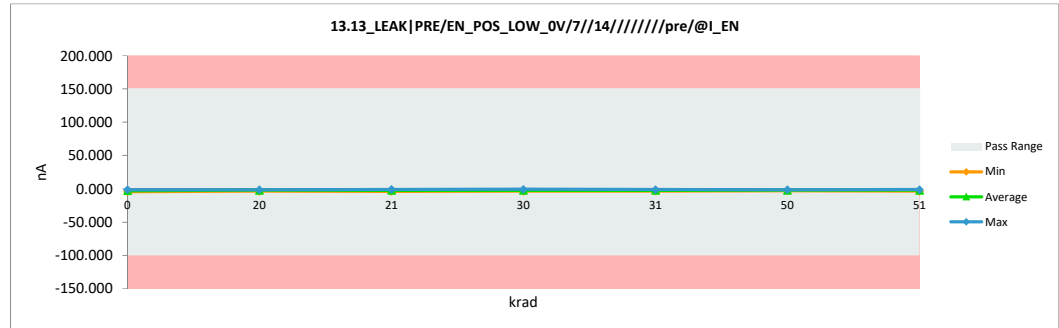
krad	Serial #	Pre	Post	Delta
21	1	-0.713	-3.381	-2.668
21	2	-2.471	-0.847	1.624
21	3	-0.061	-2.222	-2.161
21	4	-2.581	-1.563	1.018
21	5	0.860	-4.009	-4.869
20	17	0.199	-2.034	-2.233
20	19	0.253	-3.789	-4.042
20	20	-2.581	-1.601	0.980
20	21	0.356	-2.568	-2.924
20	23	-0.344	-1.689	-1.345
31	6	-3.131	-1.538	1.593
31	7	-0.187	-2.599	-2.412
31	8	-2.896	-2.286	0.610
31	9	-0.430	-3.443	-3.013
31	10	-2.754	-1.255	1.499
30	24	-3.147	-3.412	-0.265
30	25	0.514	-0.941	-1.455
30	26	0.724	-2.348	-3.072
30	27	-2.392	-2.380	0.012
30	29	-0.313	-3.695	-3.382
51	11	0.599	-1.814	-2.413
51	12	-1.921	-2.003	-0.082
51	13	-0.430	-3.821	-3.391
51	15	-0.093	-1.224	-1.131
51	16	-2.896	-2.536	0.360
50	30	-2.896	-1.538	1.358
50	32	0.284	-2.882	-3.166
50	39	-2.063	-1.939	0.124
50	40	0.222	-2.600	-2.822
50	41	-2.109	-2.815	-0.706
0	61	-0.147	-4.292	-4.145
0	62	-3.068	-1.632	1.436
0	63	0.253	-2.819	-3.072
0	64	-2.078	-2.128	-0.050
Max		0.860	-0.847	1.624
Average		-1.101	-2.401	-1.300
Min		-3.147	-4.292	-4.869
Std Dev		1.414	0.916	1.948



**13.13 LEAK|PRE/EN\_POS\_LOW**

Test Site	Dallas
Tester	ETS-364
Test Number	EB6938
Max Limit	150 nA
Min Limit	-100 nA

krad	0	20	21	30	31	50	51
LL	-100.000	-100.000	-100.000	-100.000	-100.000	-100.000	-100.000
Min	-4.292	-3.789	-4.009	-3.695	-3.443	-2.882	-3.821
Average	-2.718	-2.336	-2.404	-2.555	-2.224	-2.355	-2.280
Max	-1.632	-1.601	-0.847	-0.941	-1.255	-1.538	-1.224
UL	150.000	150.000	150.000	150.000	150.000	150.000	150.000



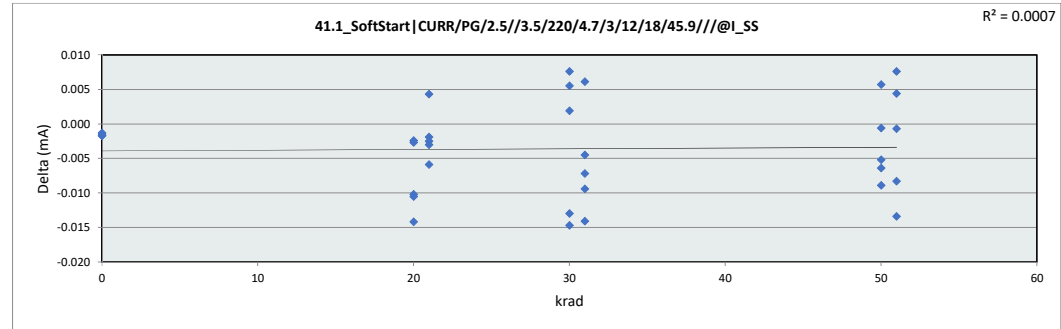
# HDR Report

## TPS7H1111-SEP

### 41.1\_SoftStart|CURR/PG/2.5/3

Test Site	Dallas	Dallas
Tester	ETS-364	ETS-364
Test Number	EB6938	EB6938
Unit	mA	mA
Max Limit	2.52	2.52
Min Limit	1.68	1.68

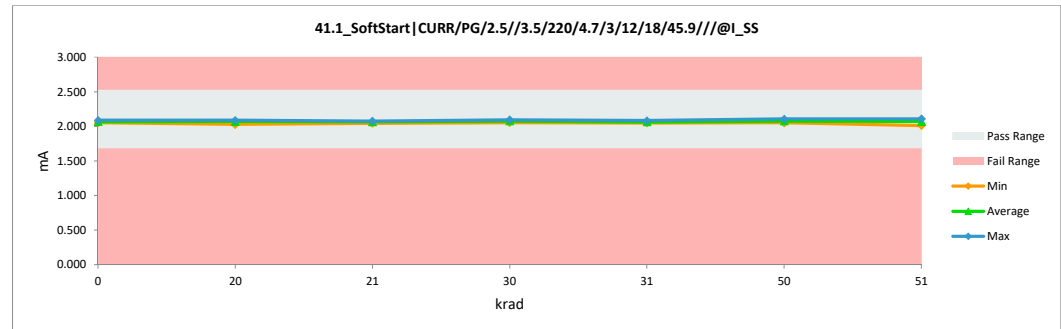
krad	Serial #	Pre	Post	Delta
21	1	2.051	2.055	0.004
21	2	2.066	2.065	-0.002
21	3	2.045	2.043	-0.003
21	4	2.084	2.078	-0.006
21	5	2.072	2.069	-0.003
20	17	2.089	2.086	-0.002
20	19	2.088	2.078	-0.010
20	20	2.098	2.087	-0.011
20	21	2.040	2.026	-0.014
20	23	2.068	2.065	-0.003
31	6	2.088	2.081	-0.007
31	7	2.051	2.046	-0.005
31	8	2.077	2.063	-0.014
31	9	2.040	2.046	0.006
31	10	2.076	2.066	-0.009
30	24	2.076	2.078	0.002
30	25	2.046	2.051	0.005
30	26	2.079	2.087	0.008
30	27	2.082	2.067	-0.015
30	29	2.107	2.094	-0.013
51	11	2.071	2.078	0.008
51	12	2.013	2.012	-0.001
51	13	2.117	2.109	-0.008
51	15	2.072	2.059	-0.013
51	16	2.080	2.084	0.004
50	30	2.059	2.050	-0.009
50	32	2.111	2.105	-0.006
50	39	2.091	2.090	-0.001
50	40	2.057	2.051	-0.005
50	41	2.082	2.088	0.006
0	61	2.072	2.071	-0.002
0	62	2.055	2.053	-0.002
0	63	2.054	2.052	-0.002
0	64	2.087	2.086	-0.001
Max		2.117	2.109	0.008
Average		2.072	2.068	-0.004
Min		2.013	2.012	-0.015
Std Dev		0.022	0.021	0.007



### 41.1\_SoftStart|CURR/PG/2.5/

Test Site	Dallas
Tester	ETS-364
Test Number	EB6938
Max Limit	2.52 mA
Min Limit	1.68 mA

krad	0	20	21	30	31	50	51
LL	1.680	1.680	1.680	1.680	1.680	1.680	1.680
Min	2.052	2.026	2.043	2.051	2.046	2.050	2.012
Average	2.066	2.068	2.062	2.075	2.061	2.077	2.068
Max	2.086	2.087	2.078	2.094	2.081	2.105	2.109
UL	2.520	2.520	2.520	2.520	2.520	2.520	2.520

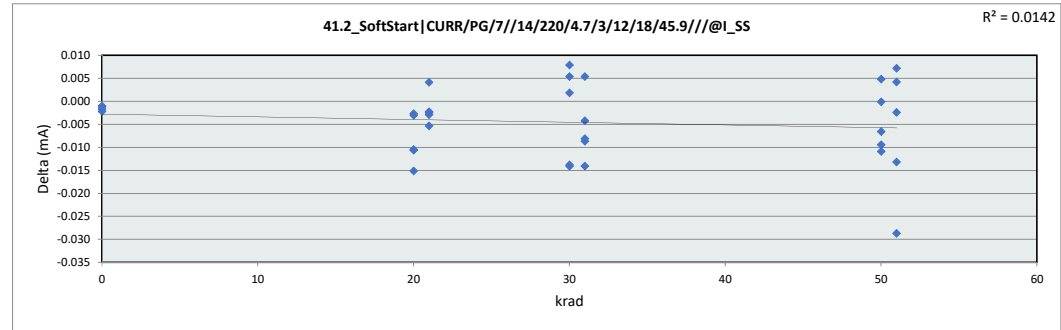




HDR Report  
TPS7H1111-SEP

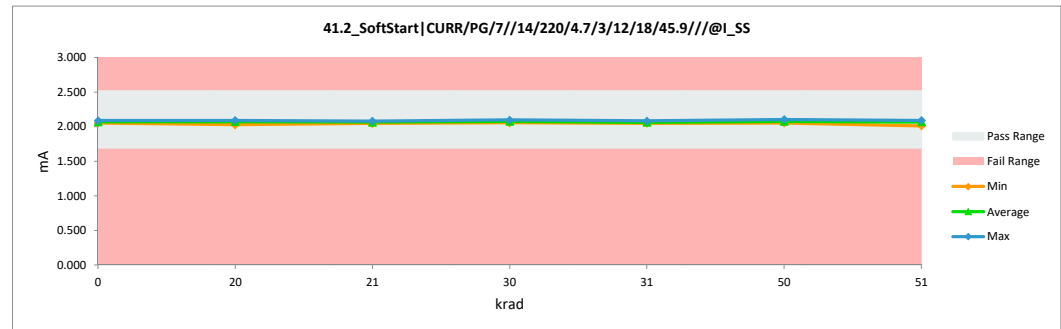
41.2_SoftStart CURR/PG/7//14		
Test Site	Dallas	Dallas
Tester	ETS-364	ETS-364
Test Number	EB6938	EB6938
Unit	mA	mA
Max Limit	2.52	2.52
Min Limit	1.68	1.68

krad	Serial #	Pre	Post	Delta
21	1	2.053	2.058	0.004
21	2	2.069	2.067	-0.002
21	3	2.048	2.046	-0.003
21	4	2.086	2.081	-0.005
21	5	2.075	2.072	-0.003
20	17	2.091	2.089	-0.003
20	19	2.091	2.080	-0.011
20	20	2.100	2.090	-0.010
20	21	2.043	2.028	-0.015
20	23	2.071	2.068	-0.003
31	6	2.091	2.083	-0.008
31	7	2.053	2.049	-0.004
31	8	2.079	2.065	-0.014
31	9	2.043	2.048	0.005
31	10	2.078	2.070	-0.009
30	24	2.079	2.080	0.002
30	25	2.049	2.054	0.005
30	26	2.082	2.090	0.008
30	27	2.085	2.071	-0.014
30	29	2.110	2.096	-0.014
51	11	2.073	2.081	0.007
51	12	2.016	2.013	-0.002
51	13	2.119	2.091	-0.029
51	15	2.075	2.061	-0.013
51	16	2.082	2.086	0.004
50	30	2.062	2.052	-0.009
50	32	2.114	2.103	-0.011
50	39	2.093	2.093	0.000
50	40	2.059	2.053	-0.007
50	41	2.085	2.090	0.005
0	61	2.075	2.073	-0.002
0	62	2.058	2.057	-0.001
0	63	2.057	2.055	-0.002
0	64	2.089	2.088	-0.001
Max		2.119	2.103	0.008
Average		2.075	2.070	-0.005
Min		2.016	2.013	-0.029
Std Dev		0.022	0.020	0.008



41.2_SoftStart CURR/PG/7//14		
Test Site	Dallas	Dallas
Tester	ETS-364	ETS-364
Test Number	EB6938	EB6938
Max Limit	2.52	mA
Min Limit	1.68	mA

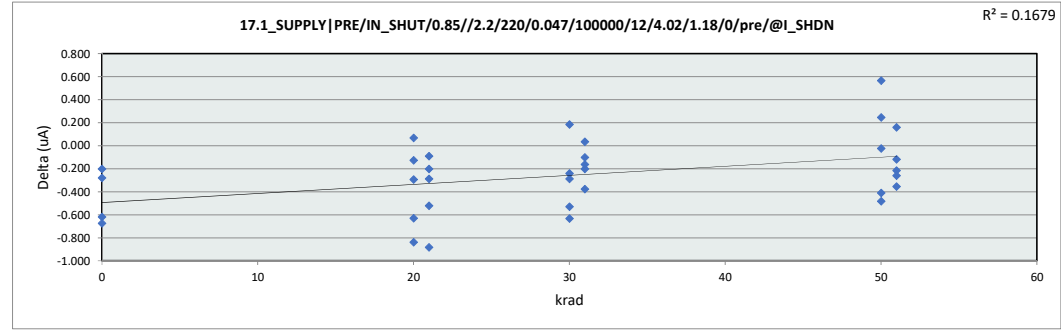
krad	0	20	21	30	31	50	51
LL	1.680	1.680	1.680	1.680	1.680	1.680	1.680
Min	2.055	2.028	2.046	2.054	2.048	2.052	2.014
Average	2.068	2.071	2.065	2.078	2.063	2.078	2.067
Max	2.088	2.090	2.081	2.096	2.083	2.103	2.091
UL	2.520	2.520	2.520	2.520	2.520	2.520	2.520



HDR Report  
TPS7H1111-SEP

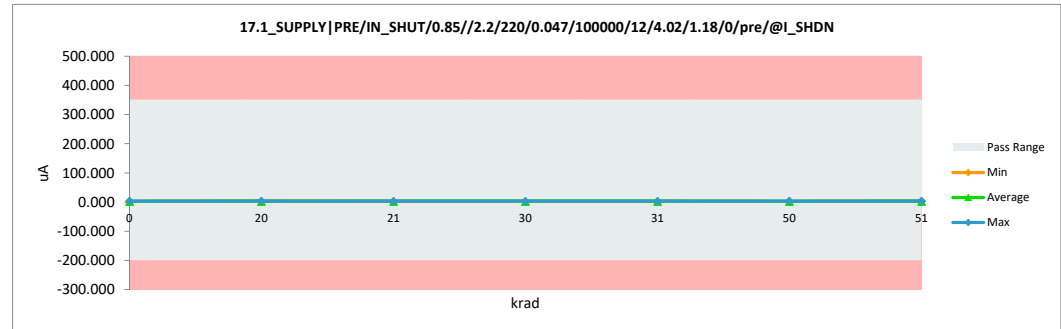
17.1_SUPPLY PRE IN_SHUT 0.85		
Test Site	Dallas	Dallas
Tester	ETS-364	ETS-364
Test Number	EB6938	EB6938
Unit	uA	uA
Max Limit	350	350
Min Limit	-200	-200

krad	Serial #	Pre	Post	Delta
21	1	2.996	2.794	-0.202
21	2	3.022	2.932	-0.090
21	3	2.878	2.355	-0.523
21	4	3.259	2.375	-0.884
21	5	3.049	2.761	-0.288
20	17	3.259	2.421	-0.838
20	19	2.885	2.952	0.067
20	20	3.007	2.880	-0.127
20	21	3.207	2.578	-0.629
20	23	2.852	2.559	-0.293
31	6	2.897	2.932	0.035
31	7	2.661	2.283	-0.378
31	8	2.688	2.487	-0.201
31	9	3.016	2.853	-0.163
31	10	3.009	2.906	-0.103
30	24	3.126	2.886	-0.240
30	25	3.207	2.919	-0.288
30	26	2.852	2.322	-0.530
30	27	3.172	2.540	-0.632
30	29	2.694	2.879	0.185
51	11	2.779	2.519	-0.260
51	12	2.894	2.678	-0.216
51	13	3.042	2.925	-0.117
51	15	2.832	2.991	0.159
51	16	2.801	2.447	-0.354
50	30	2.668	3.235	0.567
50	32	2.799	2.775	-0.024
50	39	3.042	2.558	-0.484
50	40	2.944	2.533	-0.411
50	41	3.007	3.254	0.247
0	61	3.154	2.873	-0.281
0	62	3.167	2.965	-0.202
0	63	2.951	2.276	-0.675
0	64	3.033	2.415	-0.618
Max		3.259	3.254	0.567
Average		2.966	2.708	-0.259
Min		2.661	2.276	-0.884
Std Dev		0.170	0.267	0.312



17.1_SUPPLY PRE IN_SHUT 0.85		
Test Site	Dallas	
Tester	ETS-364	
Test Number	EB6938	
Max Limit	350	uA
Min Limit	-200	uA

krad	0	20	21	30	31	50	51
LL	-200.000	-200.000	-200.000	-200.000	-200.000	-200.000	-200.000
Min	2.276	2.421	2.355	2.322	2.283	2.533	2.447
Average	2.632	2.678	2.643	2.709	2.692	2.871	2.712
Max	2.965	2.952	2.932	2.919	2.932	3.254	2.991
UL	350.000	350.000	350.000	350.000	350.000	350.000	350.000

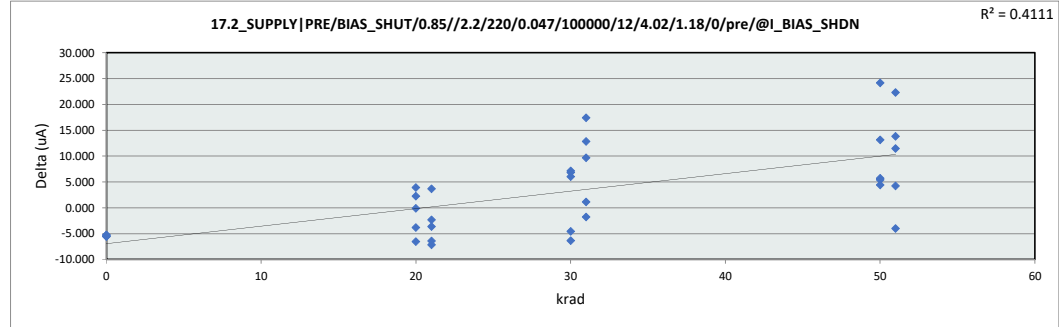


HDR Report  
TPS7H1111-SEP

17.2\_SUPPLY|PRE|BIAS\_SHUT/

Test Site	Dallas	Dallas
Tester	ETS-364	ETS-364
Test Number	EB6938	EB6938
Unit	uA	uA
Max Limit	1000	1000
Min Limit	300	300

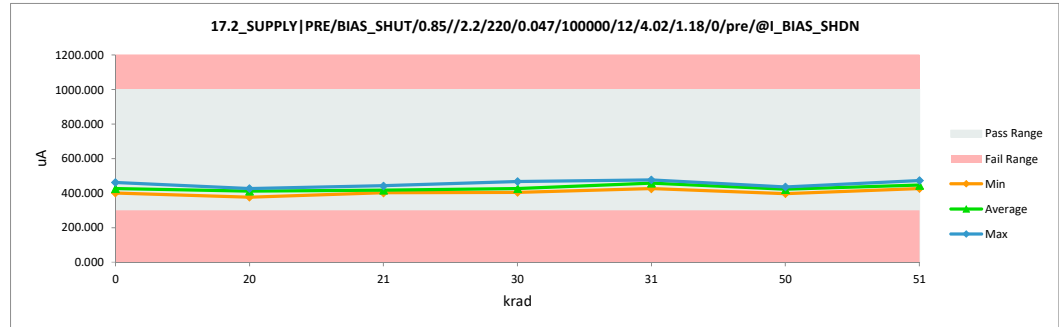
krad	Serial #	Pre	Post	Delta
21	1	405.519	403.187	-2.332
21	2	397.433	401.144	3.711
21	3	424.701	418.280	-6.421
21	4	426.147	419.019	-7.128
21	5	445.130	441.487	-3.643
20	17	419.241	412.715	-6.526
20	19	423.912	426.155	2.243
20	20	418.638	418.555	-0.083
20	21	380.465	376.658	-3.807
20	23	419.286	423.236	3.950
31	6	468.305	469.448	1.143
31	7	428.805	441.618	12.813
31	8	407.770	425.166	17.396
31	9	475.150	473.353	-1.797
31	10	467.709	477.376	9.667
30	24	461.176	467.190	6.014
30	25	428.558	423.986	-4.572
30	26	410.411	404.089	-6.322
30	27	403.432	410.560	7.128
30	29	415.879	422.692	6.813
51	11	414.765	426.243	11.478
51	12	476.580	472.611	-3.969
51	13	424.570	446.907	22.337
51	15	441.099	445.311	4.212
51	16	422.764	436.602	13.838
50	30	408.507	421.686	13.179
50	32	414.124	419.873	5.749
50	39	427.101	431.550	4.449
50	40	391.334	396.756	5.422
50	41	410.755	434.915	24.160
0	61	405.928	400.365	-5.563
0	62	466.034	460.827	-5.207
0	63	428.577	423.063	-5.514
0	64	426.715	421.405	-5.310
	Max	476.580	477.376	24.160
	Average	426.074	429.236	3.162
	Min	380.465	376.658	-7.128
	Std Dev	24.014	24.162	8.587



17.2\_SUPPLY|PRE|BIAS\_SHUT/

Test Site	Dallas
Tester	ETS-364
Test Number	EB6938
Max Limit	1000 uA
Min Limit	300 uA

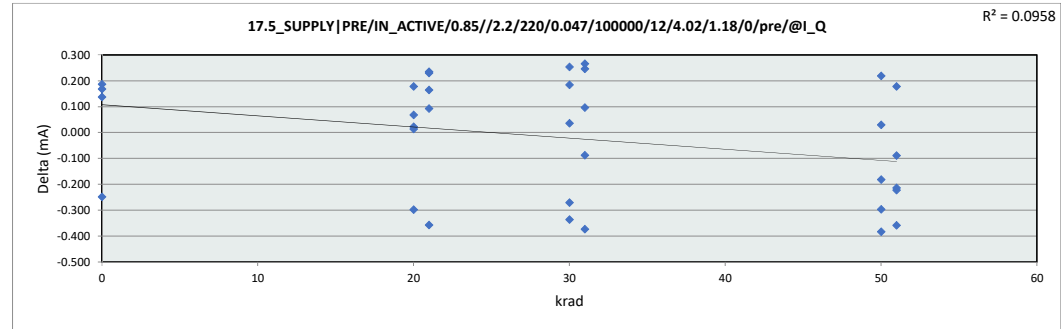
krad	0	20	21	30	31	50	51
LL	300.000	300.000	300.000	300.000	300.000	300.000	300.000
Min	400.365	376.658	401.144	404.089	425.166	396.756	426.243
Average	426.415	411.464	416.623	425.703	457.392	420.956	445.535
Max	460.827	426.155	441.487	467.190	477.376	434.915	472.611
UL	1000.000	1000.000	1000.000	1000.000	1000.000	1000.000	1000.000



# HDR Report TPS7H1111-SEP

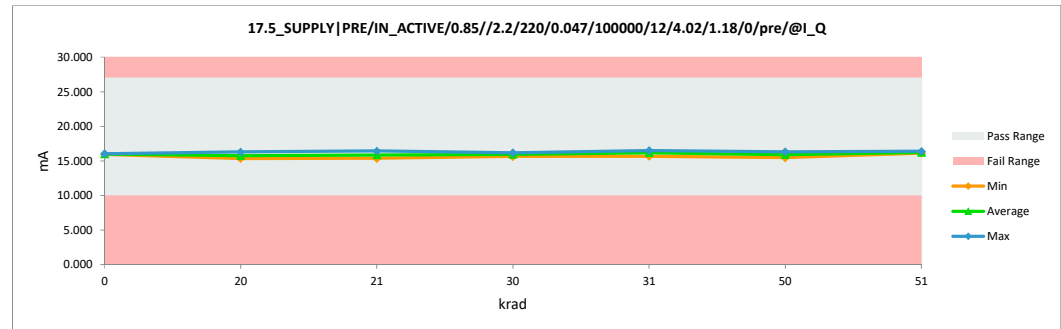
17.5_SUPPLY PRE IN_ACTIVE 0		
Test Site	Dallas	Dallas
Tester	ETS-364	ETS-364
Test Number	EB6938	EB6938
Unit	mA	mA
Max Limit	27	27
Min Limit	10	10

krad	Serial #	Pre	Post	Delta
21	1	15.179	15.343	0.164
21	2	15.357	15.450	0.093
21	3	16.185	16.420	0.235
21	4	16.184	15.826	-0.358
21	5	15.974	16.204	0.230
20	17	15.858	16.036	0.178
20	19	15.356	15.378	0.022
20	20	15.623	15.324	-0.298
20	21	16.218	16.286	0.068
20	23	15.822	15.836	0.013
31	6	15.863	16.129	0.265
31	7	15.553	15.650	0.097
31	8	16.603	16.230	-0.374
31	9	16.243	16.489	0.246
31	10	16.448	16.360	-0.088
30	24	16.152	15.816	-0.336
30	25	16.105	16.141	0.036
30	26	15.653	15.907	0.253
30	27	15.900	15.629	-0.271
30	29	15.976	16.160	0.185
51	11	16.354	16.132	-0.222
51	12	16.603	16.245	-0.358
51	13	16.212	16.123	-0.089
51	15	16.051	16.229	0.178
51	16	16.587	16.373	-0.214
50	30	16.174	15.878	-0.296
50	32	16.495	16.314	-0.181
50	39	15.773	15.991	0.219
50	40	15.413	15.442	0.029
50	41	16.184	15.800	-0.384
0	61	15.770	15.957	0.186
0	62	15.885	16.053	0.168
0	63	15.825	15.963	0.138
0	64	16.187	15.939	-0.248
Max		16.603	16.489	0.265
Average		15.993	15.972	-0.021
Min		15.179	15.324	-0.384
Std Dev		0.371	0.324	0.226



17.5_SUPPLY PRE IN_ACTIVE		
Test Site	Dallas	
Tester	ETS-364	
Test Number	EB6938	
Max Limit	27	mA
Min Limit	10	mA

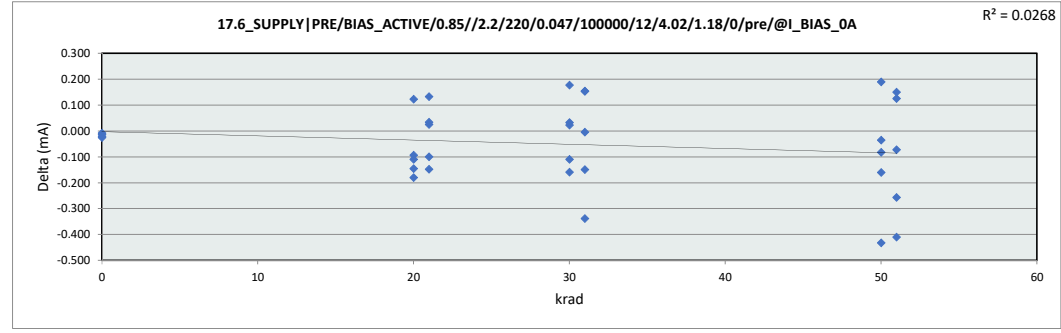
	0	20	21	30	31	50	51
LL	10.000	10.000	10.000	10.000	10.000	10.000	10.000
Min	15.939	15.324	15.343	15.629	15.650	15.442	16.123
Average	15.978	15.772	15.849	15.931	16.172	15.885	16.220
Max	16.054	16.286	16.420	16.160	16.489	16.314	16.373
UL	27.000	27.000	27.000	27.000	27.000	27.000	27.000



HDR Report  
TPS7H1111-SEP

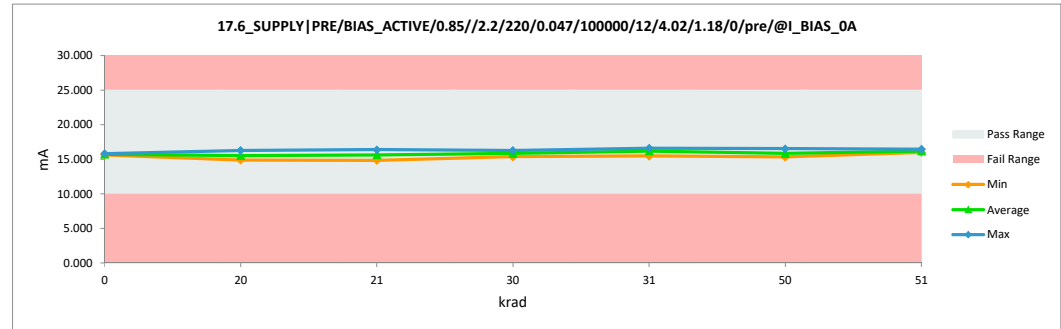
17.6_SUPPLY PRE BIAS_ACTIVE		
Test Site	Dallas	Dallas
Tester	ETS-364	ETS-364
Test Number	EB6938	EB6938
Unit	mA	mA
Max Limit	25	25
Min Limit	10	10

krad	Serial #	Pre	Post	Delta
21	1	14.821	14.846	0.025
21	2	15.204	15.104	-0.100
21	3	16.251	16.383	0.133
21	4	15.834	15.686	-0.148
21	5	16.061	16.095	0.034
20	17	15.907	16.031	0.123
20	19	14.983	14.874	-0.110
20	20	15.051	14.958	-0.094
20	21	16.423	16.277	-0.146
20	23	15.756	15.575	-0.180
31	6	15.910	16.064	0.154
31	7	15.466	15.461	-0.005
31	8	16.473	16.324	-0.149
31	9	16.458	16.612	0.153
31	10	16.704	16.365	-0.338
30	24	15.703	15.593	-0.110
30	25	16.264	16.105	-0.160
30	26	15.589	15.766	0.177
30	27	15.344	15.368	0.023
30	29	16.230	16.262	0.033
51	11	16.425	16.016	-0.410
51	12	16.356	16.284	-0.072
51	13	16.426	16.169	-0.257
51	15	15.973	16.122	0.149
51	16	16.326	16.450	0.125
50	30	15.710	15.628	-0.082
50	32	16.946	16.513	-0.433
50	39	15.850	16.040	0.190
50	40	15.344	15.309	-0.036
50	41	15.828	15.668	-0.160
0	61	15.645	15.625	-0.020
0	62	15.757	15.730	-0.026
0	63	15.665	15.652	-0.013
0	64	15.839	15.830	-0.009
Max		16.946	16.612	0.190
Average		15.898	15.847	-0.051
Min		14.821	14.846	-0.433
Std Dev		0.503	0.476	0.160



17.6_SUPPLY PRE BIAS_ACTIVE		
Test Site	Dallas	
Tester	ETS-364	
Test Number	EB6938	
Max Limit	25	mA
Min Limit	10	mA

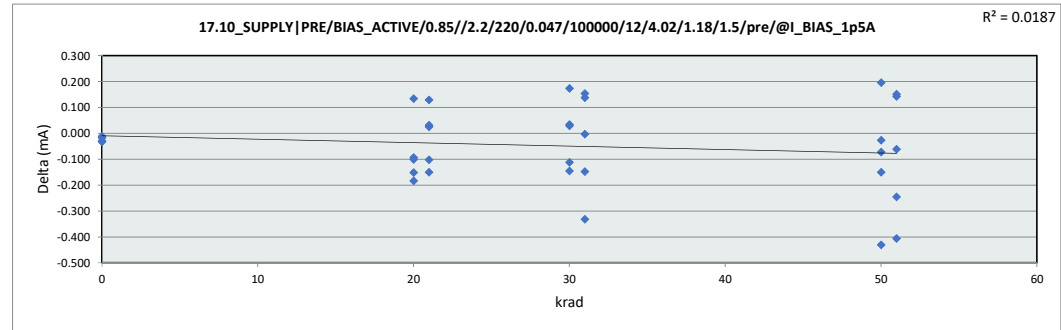
	0	21	30	31	50	51
LL	10.000	10.000	10.000	10.000	10.000	10.000
Min	15.625	14.874	14.846	15.368	15.461	15.309
Average	15.709	15.543	15.623	15.819	16.165	15.832
Max	15.830	16.277	16.383	16.262	16.612	16.513
UL	25.000	25.000	25.000	25.000	25.000	25.000



# HDR Report TPS7H1111-SEP

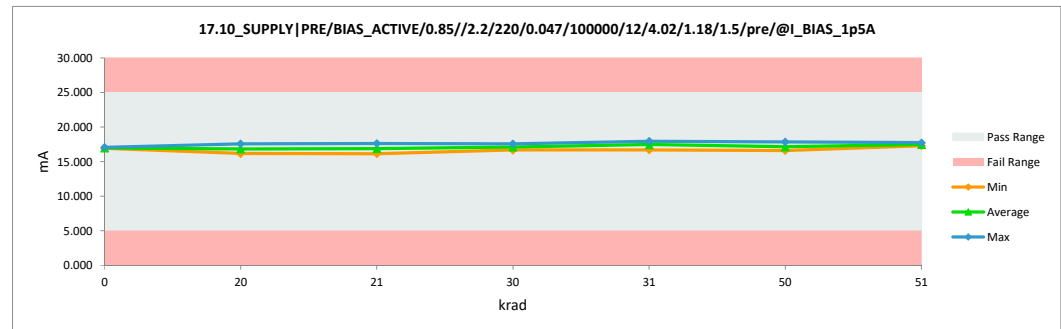
17.10_SUPPLY PRE BIAS_ACTIV		
Test Site	Dallas	Dallas
Tester	ETS-364	ETS-364
Test Number	EB6938	EB6938
Unit	mA	mA
Max Limit	25	25
Min Limit	5	5

krad	Serial #	Pre	Post	Delta
21	1	16.146	16.170	0.025
21	2	16.365	16.264	-0.102
21	3	17.502	17.631	0.129
21	4	17.099	16.950	-0.150
21	5	17.378	17.410	0.032
20	17	17.212	17.346	0.134
20	19	16.273	16.172	-0.101
20	20	16.387	16.294	-0.093
20	21	17.721	17.569	-0.152
20	23	17.034	16.850	-0.184
31	6	17.245	17.399	0.154
31	7	16.695	16.692	-0.003
31	8	17.732	17.585	-0.148
31	9	17.813	17.951	0.138
31	10	18.001	17.668	-0.332
30	24	17.011	16.899	-0.112
30	25	17.541	17.396	-0.145
30	26	16.900	17.074	0.174
30	27	16.653	16.682	0.029
30	29	17.534	17.569	0.034
51	11	17.705	17.299	-0.406
51	12	17.622	17.561	-0.061
51	13	17.737	17.492	-0.246
51	15	17.229	17.381	0.151
51	16	17.586	17.728	0.142
50	30	16.976	16.904	-0.072
50	32	18.274	17.844	-0.430
50	39	17.170	17.366	0.196
50	40	16.637	16.611	-0.027
50	41	17.150	17.000	-0.150
0	61	16.928	16.899	-0.030
0	62	16.993	16.961	-0.033
0	63	16.921	16.910	-0.011
0	64	17.098	17.081	-0.017
Max		18.274	17.951	0.196
Average		17.184	17.135	-0.049
Min		16.146	16.170	-0.430
Std Dev		0.509	0.484	0.159



17.10_SUPPLY PRE BIAS_ACTIV		
Test Site	Dallas	
Tester	ETS-364	
Test Number	EB6938	
Max Limit	25	mA
Min Limit	5	mA

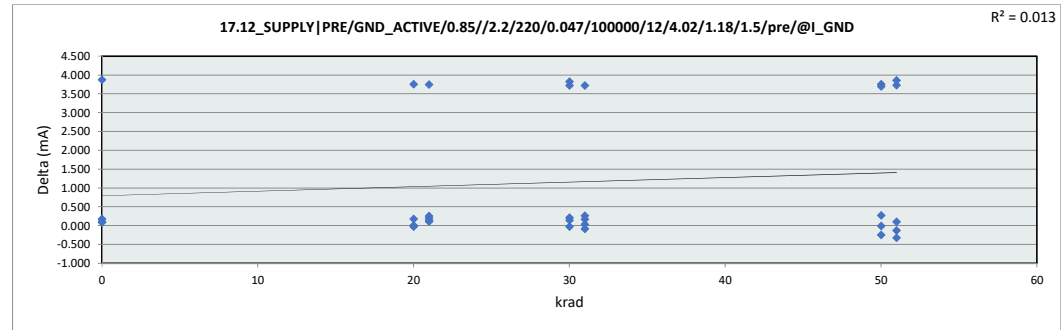
krad	0	20	21	30	31	50	51
LL	5.000	5.000	5.000	5.000	5.000	5.000	5.000
Min	16.899	16.172	16.170	16.682	16.692	16.611	17.299
Average	16.963	16.846	16.885	17.124	17.459	17.145	17.492
Max	17.081	17.569	17.631	17.569	17.951	17.844	17.728
UL	25.000	25.000	25.000	25.000	25.000	25.000	25.000



HDR Report  
TPS7H1111-SEP

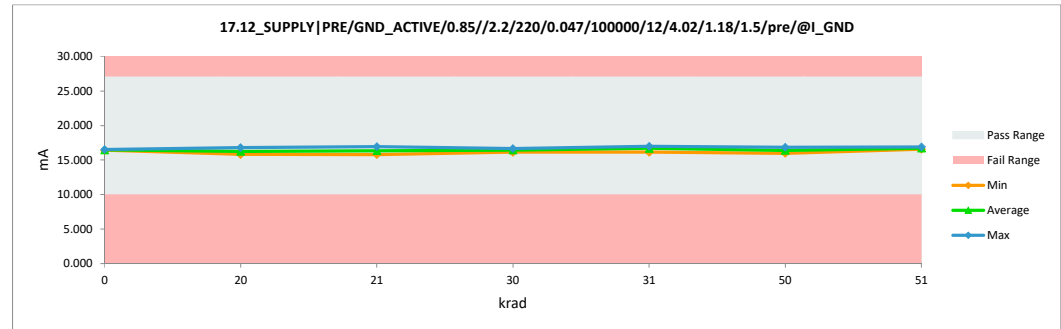
17.12_SUPPLY PRE/GND_ACTIVE		
Test Site	Dallas	Dallas
Tester	ETS-364	ETS-364
Test Number	EB6938	EB6938
Unit	mA	mA
Max Limit	27	27
Min Limit	10	10

krad	Serial #	Pre	Post	Delta
21	1	15.524	15.779	0.255
21	2	15.838	15.945	0.107
21	3	16.739	16.932	0.193
21	4	12.565	16.314	3.749
21	5	16.581	16.713	0.132
20	17	16.406	16.584	0.178
20	19	15.837	15.836	-0.001
20	20	12.033	15.790	3.758
20	21	16.782	16.783	0.000
20	23	16.359	16.336	-0.023
31	6	16.344	16.610	0.266
31	7	16.087	16.119	0.032
31	8	13.040	16.761	3.721
31	9	16.798	16.966	0.168
31	10	16.953	16.866	-0.087
30	24	12.561	16.286	3.725
30	25	16.637	16.606	-0.031
30	26	16.182	16.396	0.214
30	27	12.297	16.120	3.822
30	29	16.515	16.655	0.141
51	11	16.931	16.603	-0.327
51	12	13.042	16.772	3.730
51	13	16.710	16.583	-0.127
51	15	16.592	16.696	0.104
51	16	13.041	16.895	3.853
50	30	12.601	16.357	3.756
50	32	17.090	16.844	-0.246
50	39	16.224	16.493	0.269
50	40	15.957	15.951	-0.006
50	41	12.562	16.261	3.699
0	61	16.311	16.394	0.083
0	62	16.351	16.525	0.173
0	63	16.337	16.444	0.107
0	64	12.556	16.426	3.871
Max		17.090	16.966	3.871
Average		15.305	16.460	1.155
Min		12.033	15.779	-0.327
Std Dev		1.791	0.336	1.718



17.12_SUPPLY PRE/GND_ACTIVE		
Test Site	Dallas	
Tester	ETS-364	
Test Number	EB6938	
Max Limit	27	mA
Min Limit	10	mA

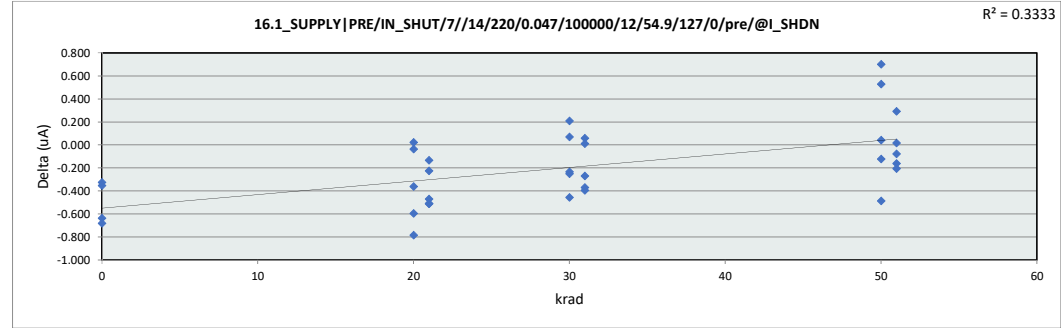
krad	0	20	21	30	31	50	51
LL	10.000	10.000	10.000	10.000	10.000	10.000	10.000
Min	16.394	15.790	15.779	16.120	16.119	15.951	16.583
Average	16.447	16.266	16.337	16.413	16.664	16.381	16.710
Max	16.525	16.783	16.932	16.655	16.966	16.844	16.895
UL	27.000	27.000	27.000	27.000	27.000	27.000	27.000



HDR Report  
TPS7H1111-SEP

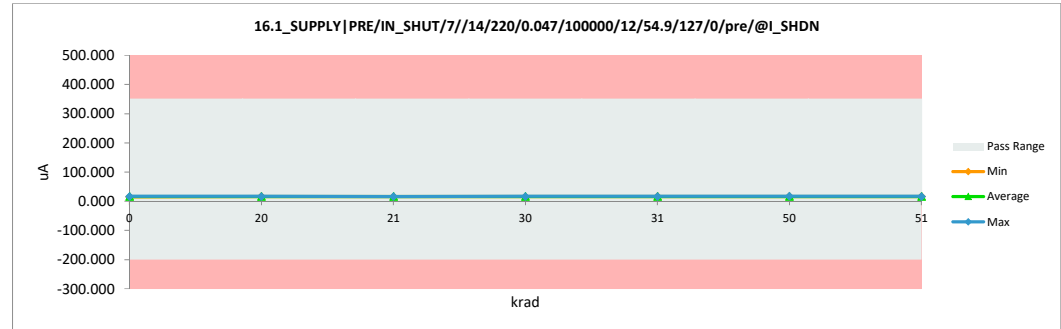
16.1_SUPPLY PRE IN_SHUT 7		
Test Site	Dallas	Dallas
Tester	ETS-364	ETS-364
Test Number	EB6938	EB6938
Unit	uA	uA
Max Limit	350	350
Min Limit	-200	-200

krad	Serial #	Pre	Post	Delta
21	1	16.148	15.678	-0.470
21	2	16.029	15.803	-0.226
21	3	16.012	15.502	-0.510
21	4	16.242	15.730	-0.512
21	5	16.043	15.908	-0.135
20	17	16.273	15.678	-0.595
20	19	16.156	16.178	0.022
20	20	16.063	16.027	-0.036
20	21	16.635	15.850	-0.785
20	23	16.367	16.006	-0.361
31	6	16.068	15.797	-0.271
31	7	15.972	15.601	-0.371
31	8	16.289	15.895	-0.394
31	9	16.128	16.185	0.057
31	10	15.930	15.941	0.011
30	24	15.897	16.106	0.209
30	25	16.523	16.290	-0.233
30	26	16.012	15.555	-0.457
30	27	16.269	16.019	-0.250
30	29	16.071	16.139	0.068
51	11	15.952	15.791	-0.161
51	12	16.129	16.052	-0.077
51	13	16.273	16.290	0.017
51	15	16.117	16.409	0.292
51	16	15.964	15.758	-0.206
50	30	16.368	16.896	0.528
50	32	16.005	15.883	-0.122
50	39	16.272	15.785	-0.487
50	40	15.893	15.934	0.041
50	41	15.877	16.579	0.702
0	61	16.556	16.204	-0.352
0	62	16.582	16.257	-0.325
0	63	15.999	15.318	-0.681
0	64	16.176	15.539	-0.637
Max		16.635	16.896	0.702
Average		16.156	15.958	-0.197
Min		15.877	15.318	-0.785
Std Dev		0.206	0.325	0.331



16.1_SUPPLY PRE IN_SHUT 7		
Test Site	Dallas	
Tester	ETS-364	
Test Number	EB6938	
Max Limit	350	uA
Min Limit	-200	uA

	0	20	21	30	31	50	51
LL	-200.000	-200.000	-200.000	-200.000	-200.000	-200.000	-200.000
Min	15.318	15.678	15.502	15.555	15.601	15.785	15.758
Average	15.830	15.948	15.724	16.022	15.884	16.215	16.060
Max	16.257	16.178	15.908	16.290	16.185	16.896	16.409
UL	350.000	350.000	350.000	350.000	350.000	350.000	350.000



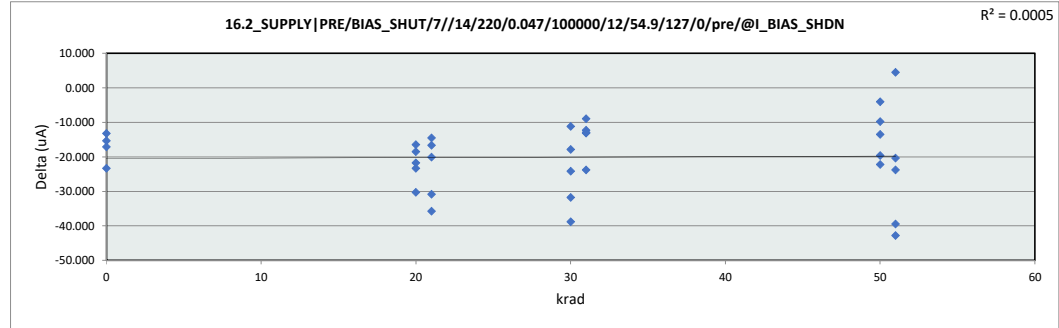


HDR Report  
TPS7H1111-SEP

16.2\_SUPPLY|PRE|BIAS\_SHUT/

Test Site	Dallas	Dallas
Tester	ETS-364	ETS-364
Test Number	EB6938	EB6938
Unit	uA	uA
Max Limit	1000	1000
Min Limit	300	300

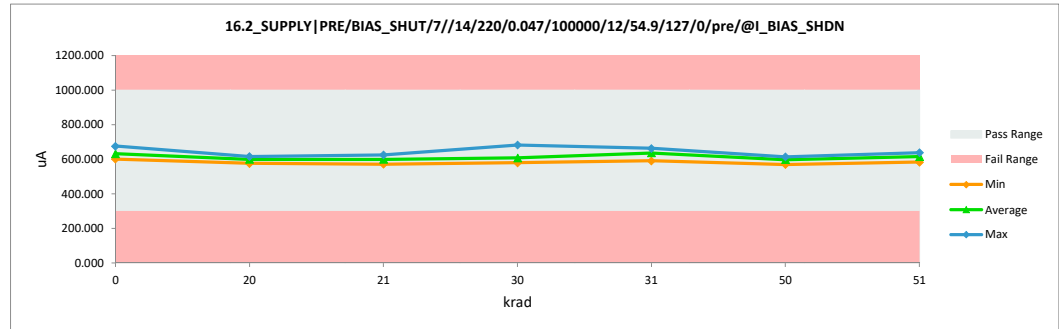
krad	Serial #	Pre	Post	Delta
21	1	597.231	580.585	-16.646
21	2	585.649	571.147	-14.502
21	3	642.818	612.008	-30.810
21	4	641.378	605.640	-35.738
21	5	645.314	625.205	-20.109
20	17	630.929	607.618	-23.311
20	19	627.755	597.515	-30.240
20	20	614.372	597.890	-16.482
20	21	597.518	575.744	-21.774
20	23	633.668	615.156	-18.512
31	6	676.118	662.988	-13.130
31	7	631.112	618.806	-12.306
31	8	599.874	590.952	-8.922
31	9	676.144	652.388	-23.756
31	10	671.952	659.002	-12.950
30	24	694.038	682.813	-11.225
30	25	629.167	590.330	-38.837
30	26	611.141	579.408	-31.733
30	27	609.056	584.927	-24.129
30	29	617.998	600.184	-17.814
51	11	604.002	583.603	-20.399
51	12	680.883	638.069	-42.814
51	13	604.847	609.356	4.509
51	15	663.099	623.675	-39.424
51	16	641.669	617.866	-23.803
50	30	623.682	613.918	-9.764
50	32	594.617	581.145	-13.472
50	39	633.860	614.236	-19.624
50	40	592.499	570.313	-22.186
50	41	608.838	604.781	-4.057
0	61	625.110	601.749	-23.361
0	62	689.286	676.072	-13.214
0	63	635.573	620.196	-15.377
0	64	642.646	625.511	-17.135
Max		694.038	682.813	4.509
Average		631.584	611.494	-20.090
Min		585.649	570.313	-42.814
Std Dev		29.535	29.044	10.195



16.2\_SUPPLY|PRE|BIAS\_SHUT/

Test Site	Dallas
Tester	ETS-364
Test Number	EB6938
Max Limit	1000 uA
Min Limit	300 uA

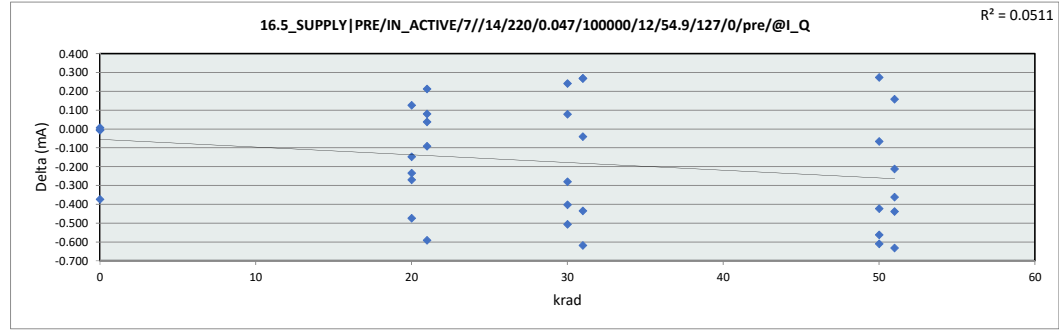
krad	0	20	21	30	31	50	51
LL	300.000	300.000	300.000	300.000	300.000	300.000	300.000
Min	601.749	575.744	571.147	579.408	590.952	570.313	583.603
Average	630.882	598.785	598.917	607.532	636.827	596.879	614.514
Max	676.072	615.156	625.205	682.813	662.988	614.236	638.069
UL	1000.000	1000.000	1000.000	1000.000	1000.000	1000.000	1000.000



HDR Report  
TPS7H1111-SEP

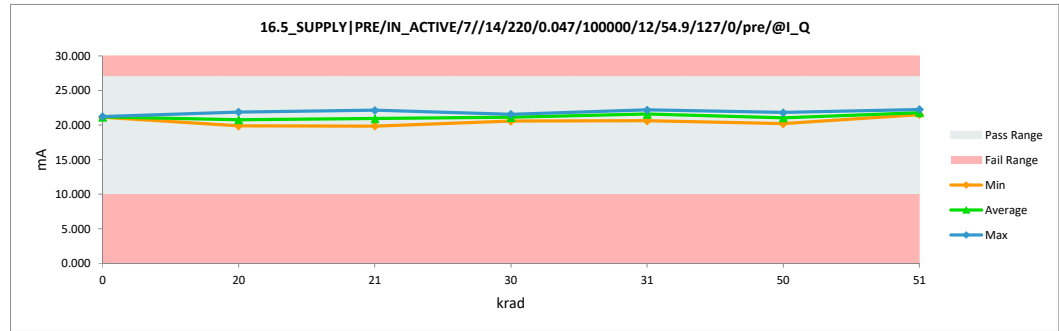
16.5_SUPPLY PRE/IN_ACTIVE/7		
Test Site	Dallas	Dallas
Tester	ETS-364	ETS-364
Test Number	EB6938	EB6938
Unit	mA	mA
Max Limit	27	27
Min Limit	10	10

krad	Serial #	Pre	Post	Delta
21	1	19.827	19.866	0.038
21	2	20.176	20.084	-0.092
21	3	21.913	22.126	0.214
21	4	21.518	20.926	-0.592
21	5	21.538	21.618	0.080
20	17	21.166	21.292	0.126
20	19	20.102	19.953	-0.148
20	20	20.349	19.874	-0.474
20	21	22.104	21.870	-0.235
20	23	21.181	20.911	-0.270
31	6	21.211	21.480	0.269
31	7	20.640	20.599	-0.041
31	8	22.420	21.802	-0.618
31	9	21.923	22.191	0.268
31	10	22.309	21.874	-0.434
30	24	21.402	20.895	-0.506
30	25	21.842	21.561	-0.281
30	26	20.752	20.993	0.241
30	27	20.954	20.551	-0.403
30	29	21.459	21.537	0.078
51	11	22.185	21.553	-0.632
51	12	22.291	21.852	-0.439
51	13	21.870	21.509	-0.361
51	15	21.581	21.740	0.158
51	16	22.455	22.242	-0.212
50	30	21.462	21.038	-0.423
50	32	22.426	21.816	-0.609
50	39	21.033	21.306	0.274
50	40	20.258	20.191	-0.066
50	41	21.490	20.927	-0.563
0	61	21.122	21.118	-0.005
0	62	21.167	21.161	-0.006
0	63	21.143	21.150	0.006
0	64	21.597	21.223	-0.374
	Max	22.455	22.242	0.274
	Average	21.378	21.201	-0.177
	Min	19.827	19.866	-0.632
	Std Dev	0.712	0.664	0.296



16.5_SUPPLY PRE/IN_ACTIVE		
Test Site	Dallas	
Tester	ETS-364	
Test Number	EB6938	
Max Limit	27	mA
Min Limit	10	mA

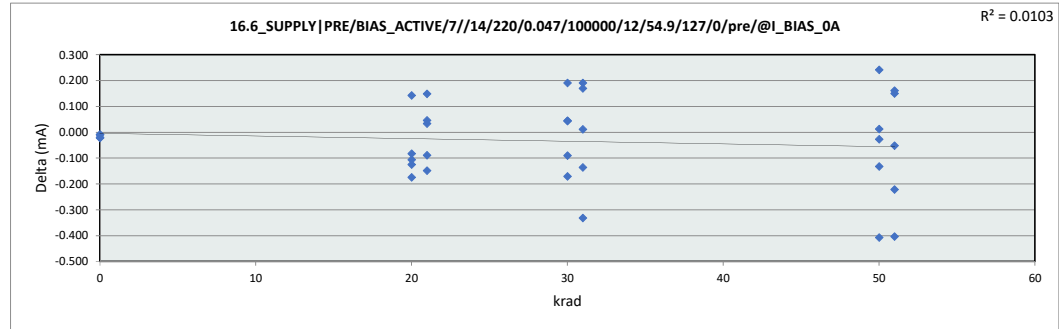
krad	0	20	21	30	31	50	51
LL	10.000	10.000	10.000	10.000	10.000	10.000	10.000
Min	21.118	19.874	19.866	20.551	20.599	20.192	21.509
Average	21.163	20.780	20.924	21.108	21.589	21.056	21.779
Max	21.224	21.870	22.126	21.561	22.191	21.816	22.242
UL	27.000	27.000	27.000	27.000	27.000	27.000	27.000



HDR Report  
TPS7H1111-SEP

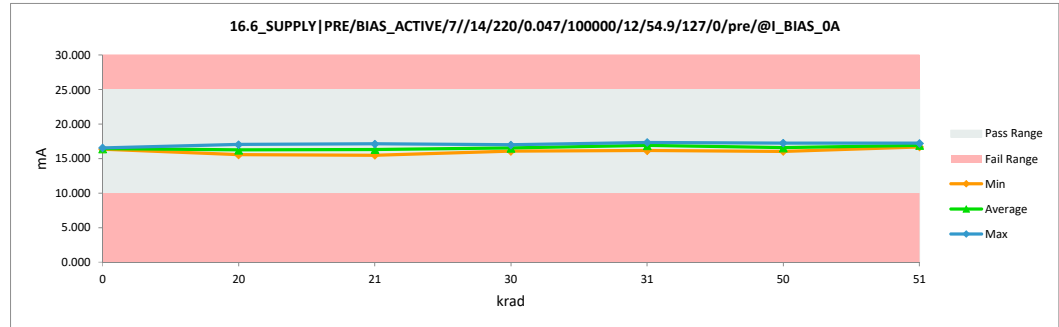
16.6_SUPPLY PRE BIAS_ACTIVE		
Test Site	Dallas	Dallas
Tester	ETS-364	ETS-364
Test Number	EB6938	EB6938
Unit	mA	mA
Max Limit	25	25
Min Limit	10	10

krad	Serial #	Pre	Post	Delta
21	1	15.462	15.495	0.033
21	2	15.862	15.772	-0.089
21	3	16.971	17.119	0.149
21	4	16.538	16.389	-0.149
21	5	16.747	16.792	0.045
20	17	16.619	16.761	0.142
20	19	15.643	15.536	-0.106
20	20	15.711	15.628	-0.083
20	21	17.147	17.022	-0.125
20	23	16.458	16.283	-0.175
31	6	16.607	16.797	0.190
31	7	16.138	16.148	0.011
31	8	17.166	17.029	-0.136
31	9	17.161	17.330	0.169
31	10	17.409	17.077	-0.332
30	24	16.424	16.334	-0.090
30	25	16.967	16.797	-0.170
30	26	16.268	16.460	0.191
30	27	16.012	16.056	0.044
30	29	16.923	16.968	0.045
51	11	17.107	16.703	-0.404
51	12	17.058	17.005	-0.052
51	13	17.105	16.883	-0.222
51	15	16.679	16.840	0.161
51	16	17.049	17.198	0.150
50	30	16.394	16.367	-0.027
50	32	17.635	17.227	-0.408
50	39	16.540	16.782	0.242
50	40	16.010	16.023	0.012
50	41	16.510	16.377	-0.133
0	61	16.359	16.340	-0.019
0	62	16.446	16.424	-0.022
0	63	16.357	16.349	-0.008
0	64	16.546	16.536	-0.010
Max		17.635	17.330	0.242
Average		16.589	16.554	-0.035
Min		15.462	15.495	-0.408
Std Dev		0.516	0.493	0.163



16.6_SUPPLY PRE BIAS_ACTIVE		
Test Site	Dallas	Dallas
Tester	ETS-364	ETS-364
Test Number	EB6938	EB6938
Max Limit	25	mA
Min Limit	10	mA

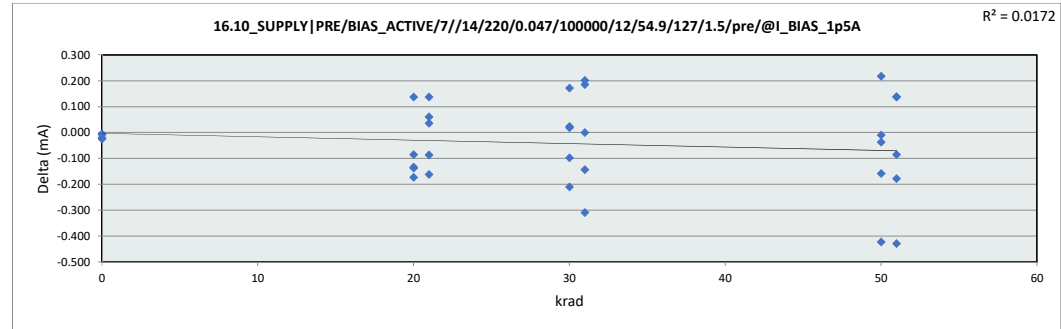
	0	21	30	31	50	51
LL	10.000	10.000	10.000	10.000	10.000	10.000
Min	16.340	15.537	15.495	16.056	16.148	16.023
Average	16.412	16.246	16.314	16.523	16.876	16.926
Max	16.536	17.022	17.119	16.968	17.330	17.227
UL	25.000	25.000	25.000	25.000	25.000	25.000



HDR Report  
TPS7H1111-SEP

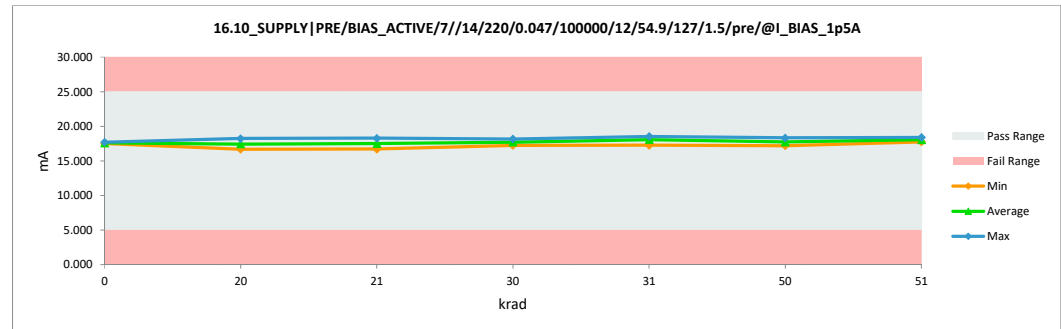
16.10_SUPPLY PRE BIAS_ACTIV		
Test Site	Dallas	Dallas
Tester	ETS-364	ETS-364
Test Number	EB6938	EB6938
Unit	mA	mA
Max Limit	25	25
Min Limit	5	5

krad	Serial #	Pre	Post	Delta
21	1	16.668	16.704	0.036
21	2	16.960	16.874	-0.086
21	3	18.137	18.273	0.137
21	4	17.726	17.564	-0.162
21	5	17.949	18.010	0.061
20	17	17.840	17.977	0.137
20	19	16.807	16.670	-0.137
20	20	16.952	16.866	-0.086
20	21	18.368	18.234	-0.134
20	23	17.650	17.476	-0.174
31	6	17.830	18.031	0.201
31	7	17.262	17.262	0.000
31	8	18.308	18.165	-0.143
31	9	18.349	18.534	0.186
31	10	18.576	18.267	-0.309
30	24	17.658	17.560	-0.098
30	25	18.137	17.927	-0.210
30	26	17.461	17.632	0.172
30	27	17.206	17.225	0.018
30	29	18.137	18.161	0.024
51	11	18.191	17.761	-0.430
51	12	18.201	18.115	-0.086
51	13	18.197	18.019	-0.178
51	15	17.831	17.968	0.137
51	16	18.237	18.376	0.139
50	30	17.568	17.531	-0.037
50	32	18.746	18.323	-0.422
50	39	17.763	17.980	0.217
50	40	17.198	17.189	-0.010
50	41	17.727	17.568	-0.159
0	61	17.565	17.540	-0.025
0	62	17.603	17.583	-0.020
0	63	17.518	17.511	-0.007
0	64	17.718	17.713	-0.005
	Max	18.746	18.534	0.217
	Average	17.766	17.723	-0.043
	Min	16.668	16.670	-0.430
	Std Dev	0.506	0.491	0.163



16.10_SUPPLY PRE BIAS_ACTIV		
Test Site	Dallas	Dallas
Tester	ETS-364	ETS-364
Test Number	EB6938	EB6938
Max Limit	25	mA
Min Limit	5	mA

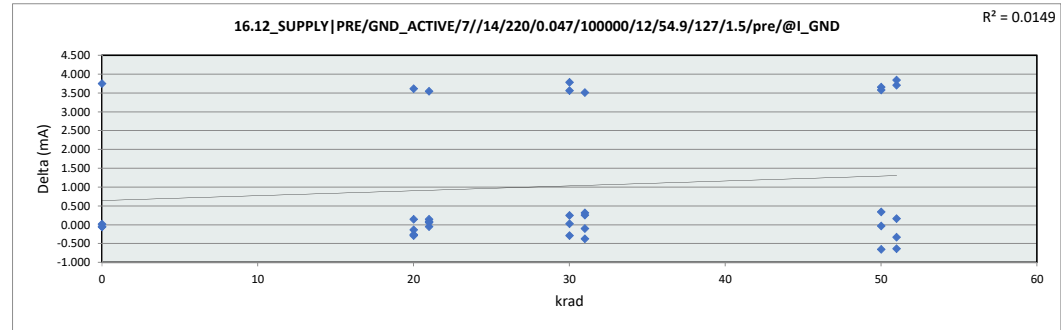
krad	0	20	21	30	31	50	51
LL	5.000	5.000	5.000	5.000	5.000	5.000	5.000
Min	17.511	16.671	16.704	17.225	17.262	17.189	17.762
Average	17.587	17.445	17.485	17.701	18.052	17.718	18.048
Max	17.713	18.234	18.273	18.161	18.534	18.323	18.376
UL	25.000	25.000	25.000	25.000	25.000	25.000	25.000



HDR Report  
TPS7H1111-SEP

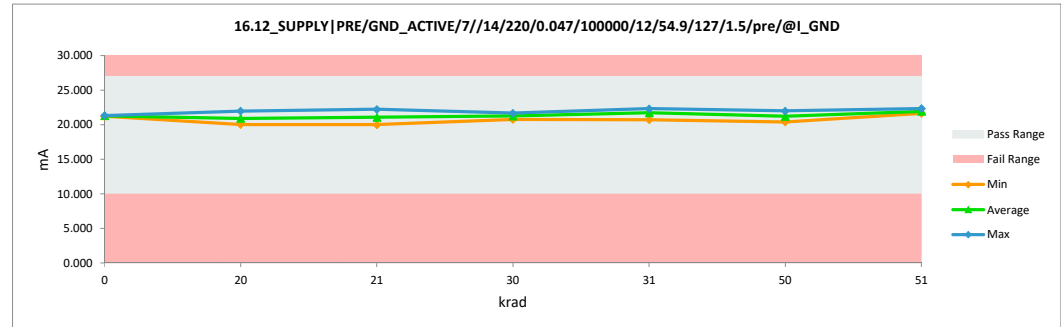
16.12_SUPPLY PRE/GND_ACTIV		
Test Site	Dallas	Dallas
Tester	ETS-364	ETS-364
Test Number	EB6938	EB6938
Unit	mA	mA
Max Limit	27	27
Min Limit	10	10

krad	Serial #	Pre	Post	Delta
21	1	19.947	20.004	0.058
21	2	20.259	20.211	-0.048
21	3	22.069	22.210	0.141
21	4	17.531	21.075	3.544
21	5	21.656	21.740	0.084
20	17	21.312	21.455	0.143
20	19	20.272	20.139	-0.133
20	20	16.402	20.010	3.608
20	21	22.215	21.952	-0.263
20	23	21.333	21.048	-0.285
31	6	21.253	21.569	0.316
31	7	20.804	20.701	-0.103
31	8	18.480	21.991	3.511
31	9	22.051	22.306	0.255
31	10	22.383	22.011	-0.372
30	24	17.425	20.988	3.563
30	25	21.950	21.658	-0.292
30	26	20.894	21.142	0.249
30	27	16.969	20.750	3.780
30	29	21.604	21.628	0.025
51	11	22.356	21.721	-0.635
51	12	18.357	22.064	3.707
51	13	21.961	21.629	-0.332
51	15	21.704	21.864	0.160
51	16	18.502	22.344	3.841
50	30	17.485	21.143	3.658
50	32	22.642	21.990	-0.651
50	39	21.099	21.436	0.337
50	40	20.426	20.389	-0.037
50	41	17.490	21.066	3.577
0	61	21.262	21.207	-0.055
0	62	21.224	21.240	0.017
0	63	21.278	21.229	-0.049
0	64	17.594	21.343	3.750
Max		22.642	22.344	3.841
Average		20.300	21.331	1.031
Min		16.402	20.004	-0.651
Std Dev		1.889	0.656	1.734



16.12_SUPPLY PRE/GND_ACTIV		
Test Site	Dallas	
Tester	ETS-364	
Test Number	EB6938	
Max Limit	27	mA
Min Limit	10	mA

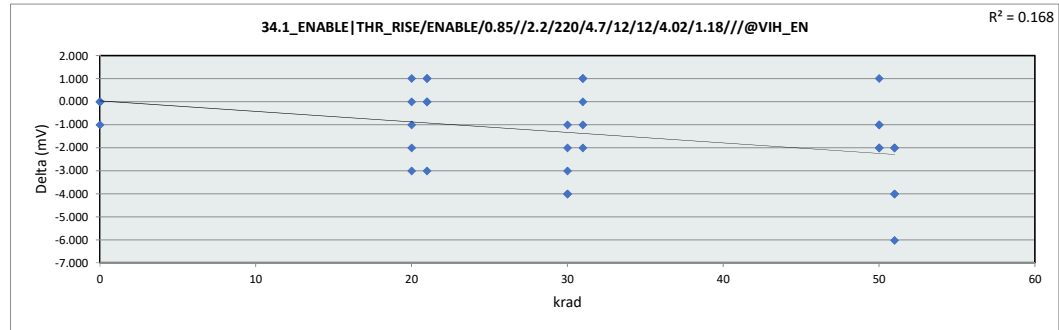
	0	20	30	31	50	51
LL	10.000	10.000	10.000	10.000	10.000	10.000
Min	21.207	20.010	20.005	20.750	20.701	20.389
Average	21.255	20.921	21.048	21.233	21.715	21.205
Max	21.343	21.952	22.210	21.658	22.306	21.991
UL	27.000	27.000	27.000	27.000	27.000	27.000



HDR Report  
TPS7H1111-SEP

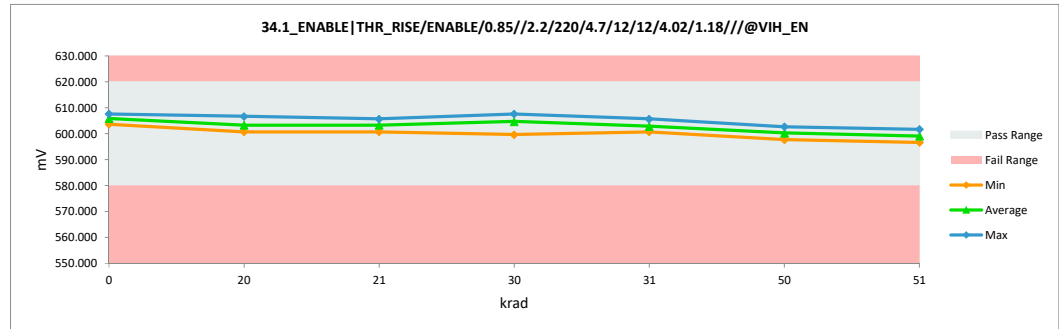
34.1_ENABLE THR_RISE/ENABL		
Test Site	Dallas	Dallas
Tester	ETS-364	ETS-364
Test Number	EB6938	EB6938
Unit	mV	mV
Max Limit	620	620
Min Limit	580	580

krad	Serial #	Pre	Post	Delta
21	1	602.676	602.676	0.000
21	2	601.672	602.676	1.004
21	3	605.686	605.686	0.000
21	4	603.679	600.669	-3.010
21	5	603.679	604.682	1.003
20	17	603.679	603.679	0.000
20	19	603.679	600.669	-3.010
20	20	603.679	601.672	-2.007
20	21	604.682	603.679	-1.003
20	23	605.686	606.689	1.003
31	6	603.679	604.682	1.003
31	7	603.679	601.672	-2.007
31	8	601.672	600.669	-1.003
31	9	601.672	601.672	0.000
31	10	604.682	605.686	1.004
30	24	609.699	607.692	-2.007
30	25	611.706	607.692	-4.014
30	26	603.679	599.666	-4.013
30	27	603.679	600.669	-3.010
30	29	608.696	607.692	-1.004
51	11	605.686	601.672	-4.014
51	12	602.676	596.656	-6.020
51	13	598.662	596.656	-2.006
51	15	603.679	599.666	-4.013
51	16	602.676	600.669	-2.007
50	30	599.666	597.659	-2.007
50	32	601.672	599.666	-2.006
50	39	599.666	600.669	1.003
50	40	601.672	600.669	-1.003
50	41	603.679	602.676	-1.003
0	61	607.692	606.689	-1.003
0	62	607.692	607.692	0.000
0	63	603.679	603.679	0.000
0	64	605.686	605.686	0.000
Max		611.706	607.692	1.004
Average		604.004	602.676	-1.328
Min		598.662	596.656	-6.020
Std Dev		2.770	3.153	1.810



34.1_ENABLE THR_RISE/ENABL		
Test Site	Dallas	
Tester	ETS-364	
Test Number	EB6938	
Max Limit	620	mV
Min Limit	580	mV

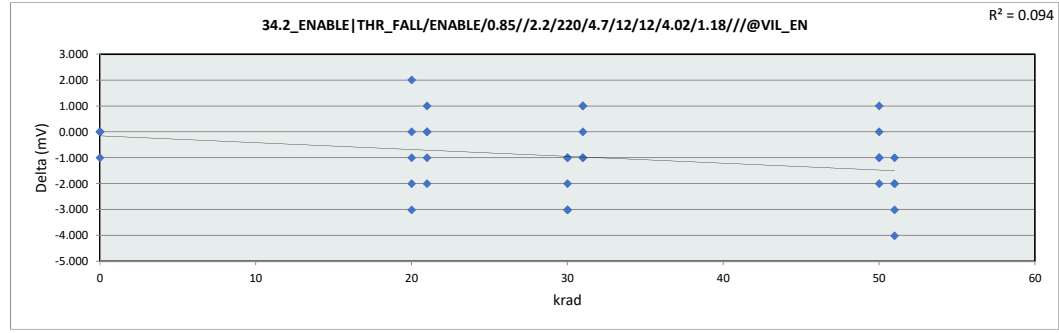
krad	0	20	21	30	31	50	51
LL	580.000	580.000	580.000	580.000	580.000	580.000	580.000
Min	603.679	600.669	600.669	599.666	600.669	597.659	596.656
Average	605.937	603.278	603.278	604.682	602.876	600.268	599.064
Max	607.692	606.689	605.686	607.692	605.686	602.676	601.672
UL	620.000	620.000	620.000	620.000	620.000	620.000	620.000



HDR Report  
TPS7H1111-SEP

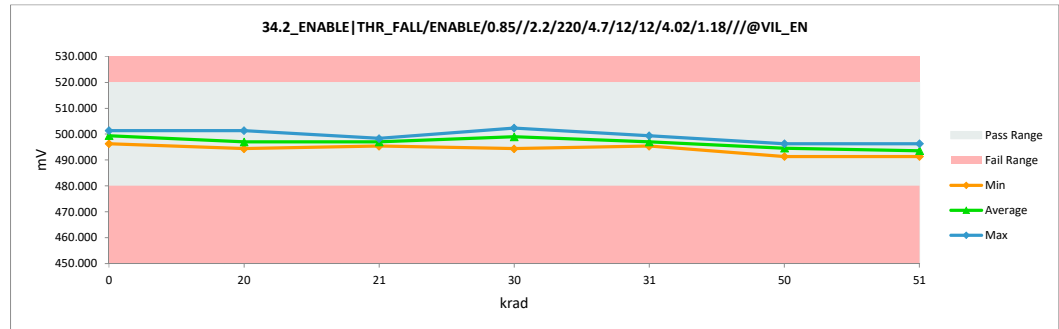
34.2_ENABLE THR_FALL/ENABLE		
Test Site	Dallas	Dallas
Tester	ETS-364	ETS-364
Test Number	EB6938	EB6938
Unit	mV	mV
Max Limit	520	520
Min Limit	480	480

krad	Serial #	Pre	Post	Delta
21	1	497.324	496.321	-1.003
21	2	496.321	496.321	0.000
21	3	498.328	498.328	0.000
21	4	497.324	495.318	-2.006
21	5	497.324	498.328	1.004
20	17	496.321	496.321	0.000
20	19	497.324	494.314	-3.010
20	20	497.324	495.318	-2.006
20	21	498.328	497.324	-1.004
20	23	499.331	501.338	2.007
31	6	496.321	497.324	1.003
31	7	497.324	496.321	-1.003
31	8	496.321	495.318	-1.003
31	9	496.321	496.321	0.000
31	10	498.328	499.331	1.003
30	24	502.341	501.338	-1.003
30	25	505.351	502.341	-3.010
30	26	497.324	494.314	-3.010
30	27	497.324	495.318	-2.006
30	29	502.341	501.338	-1.003
51	11	498.328	496.321	-2.007
51	12	495.318	491.304	-4.014
51	13	492.308	491.304	-1.004
51	15	497.324	494.314	-3.010
51	16	496.321	494.314	-2.007
50	30	493.311	491.304	-2.007
50	32	495.318	494.314	-1.004
50	39	494.314	495.318	1.004
50	40	495.318	495.318	0.000
50	41	497.324	496.321	-1.003
0	61	500.334	500.334	0.000
0	62	501.338	501.338	0.000
0	63	497.324	496.321	-1.003
0	64	499.331	499.331	0.000
Max		505.351	502.341	2.007
Average		497.590	496.646	-0.944
Min		492.308	491.304	-4.014
Std Dev		2.571	2.909	1.396



34.2_ENABLE THR_FALL/ENABLE		
Test Site	Dallas	Dallas
Tester	ETS-364	ETS-364
Test Number	EB6938	EB6938
Max Limit	520	mV
Min Limit	480	mV

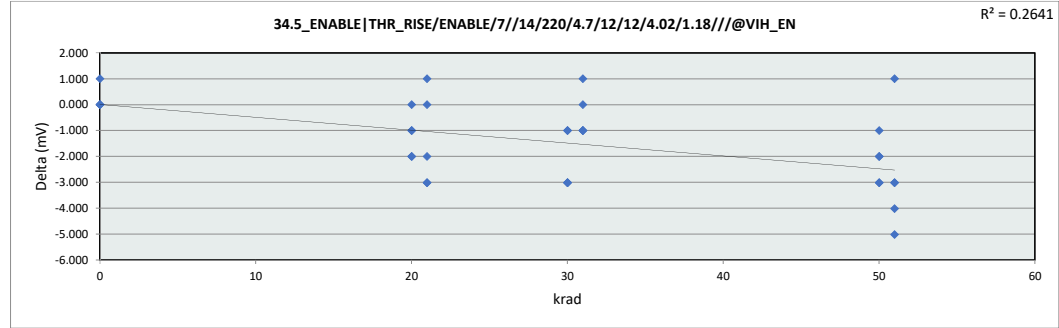
krad	0	20	21	30	31	50	51
LL	480.000	480.000	480.000	480.000	480.000	480.000	480.000
Min	496.321	494.314	495.318	494.314	495.318	491.304	491.304
Average	499.331	496.923	496.923	498.930	496.923	494.515	493.511
Max	501.338	501.338	498.328	502.341	499.331	496.321	496.321
UL	520.000	520.000	520.000	520.000	520.000	520.000	520.000



HDR Report  
TPS7H1111-SEP

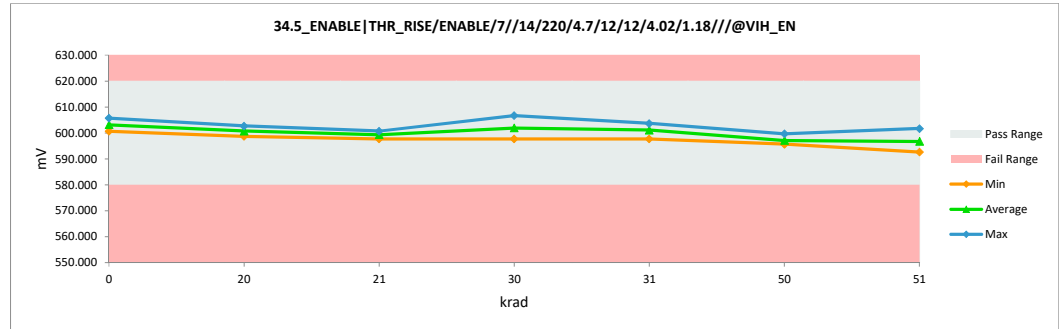
34.5_ENABLE THR_RISE/ENABL		
Test Site	Dallas	Dallas
Tester	ETS-364	ETS-364
Test Number	EB6938	EB6938
Unit	mV	mV
Max Limit	620	620
Min Limit	580	580

krad	Serial #	Pre	Post	Delta
21	1	600.669	597.659	-3.010
21	2	598.662	598.662	0.000
21	3	603.679	600.669	-3.010
21	4	600.669	598.662	-2.007
21	5	599.666	600.669	1.003
20	17	603.679	601.672	-2.007
20	19	600.669	599.666	-1.003
20	20	600.669	598.662	-2.007
20	21	602.676	602.676	0.000
20	23	601.672	600.669	-1.003
31	6	602.676	603.679	1.003
31	7	600.669	599.666	-1.003
31	8	598.662	597.659	-1.003
31	9	601.672	601.672	0.000
31	10	603.679	602.676	-1.003
30	24	606.689	605.686	-1.003
30	25	600.669	597.659	-3.010
30	26	603.679	600.669	-3.010
30	27	601.672	598.662	-3.010
30	29	607.692	606.689	-1.003
51	11	604.682	601.672	-3.010
51	12	596.656	592.642	-4.014
51	13	595.652	596.656	1.004
51	15	600.669	595.652	-5.017
51	16	599.666	596.656	-3.010
50	30	598.662	595.652	-3.010
50	32	596.656	595.652	-1.004
50	39	597.659	595.652	-2.007
50	40	600.669	598.662	-2.007
50	41	602.676	599.666	-3.010
0	61	605.686	605.686	0.000
0	62	601.672	602.676	1.004
0	63	600.669	600.669	0.000
0	64	603.679	603.679	0.000
Max		607.692	606.689	1.004
Average		601.348	599.872	-1.476
Min		595.652	592.642	-5.017
Std Dev		2.770	3.237	1.567



34.5_ENABLE THR_RISE/ENABL		
Test Site	Dallas	
Tester	ETS-364	
Test Number	EB6938	
Max Limit	620	mV
Min Limit	580	mV

krad	0	20	21	30	31	50	51
LL	580.000	580.000	580.000	580.000	580.000	580.000	580.000
Min	600.669	598.662	597.659	597.659	597.659	595.652	592.642
Average	603.178	600.669	599.264	601.873	601.070	597.057	596.656
Max	605.686	602.676	600.669	606.689	603.679	599.666	601.672
UL	620.000	620.000	620.000	620.000	620.000	620.000	620.000

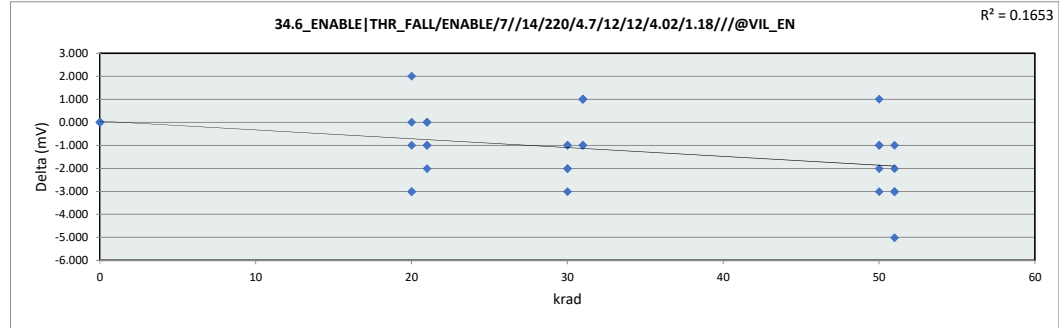




HDR Report  
TPS7H1111-SEP

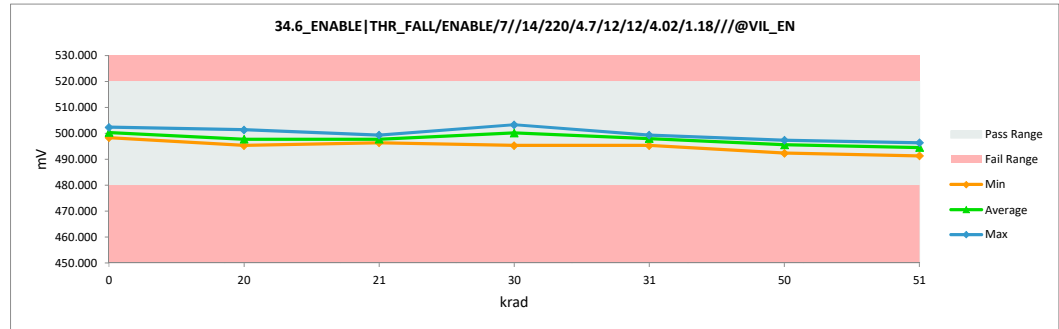
34.6_ENABLE THR_FALL/ENABLE		
Test Site	Dallas	Dallas
Tester	ETS-364	ETS-364
Test Number	EB6938	EB6938
Unit	mV	mV
Max Limit	520	520
Min Limit	480	480

krad	Serial #	Pre	Post	Delta
21	1	498.328	497.324	-1.004
21	2	496.321	496.321	0.000
21	3	500.334	499.331	-1.003
21	4	499.331	497.324	-2.007
21	5	498.328	498.328	0.000
20	17	497.324	497.324	0.000
20	19	498.328	495.318	-3.010
20	20	499.331	496.321	-3.010
20	21	499.331	498.328	-1.003
20	23	499.331	501.338	2.007
31	6	497.324	498.328	1.004
31	7	499.331	498.328	-1.003
31	8	496.321	495.318	-1.003
31	9	497.324	498.328	1.004
31	10	498.328	499.331	1.003
30	24	504.348	503.344	-1.004
30	25	505.351	502.341	-3.010
30	26	498.328	496.321	-2.007
30	27	497.324	495.318	-2.006
30	29	504.348	503.344	-1.004
51	11	499.331	496.321	-3.010
51	12	496.321	491.304	-5.017
51	13	494.314	492.308	-2.006
51	15	499.331	496.321	-3.010
51	16	497.324	496.321	-1.003
50	30	495.318	492.308	-3.010
50	32	496.321	494.314	-2.007
50	39	495.318	496.321	1.003
50	40	498.328	497.324	-1.004
50	41	498.328	497.324	-1.004
0	61	501.338	501.338	0.000
0	62	502.341	502.341	0.000
0	63	498.328	498.328	0.000
0	64	499.331	499.331	0.000
Max		505.351	503.344	2.007
Average		498.711	497.619	-1.092
Min		494.314	491.304	-5.017
Std Dev		2.519	2.938	1.530



34.6_ENABLE THR_FALL/ENABLE		
Test Site	Dallas	Dallas
Tester	ETS-364	ETS-364
Test Number	EB6938	EB6938
Max Limit	520	mV
Min Limit	480	mV

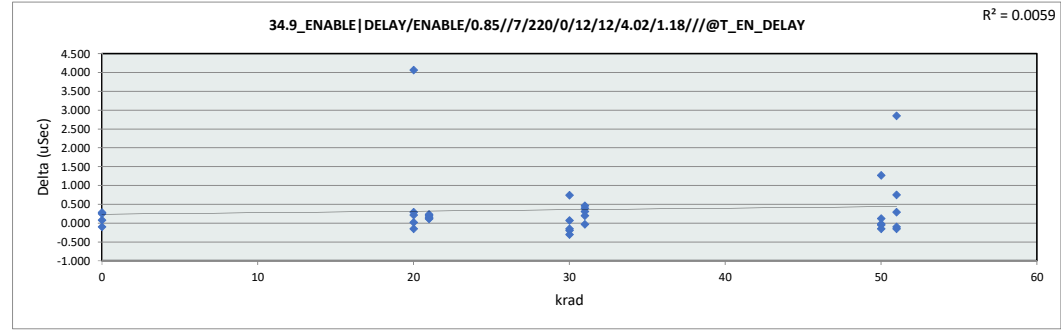
	0	20	21	30	31	50	51
LL	480.000	480.000	480.000	480.000	480.000	480.000	480.000
Min	498.328	495.318	496.321	495.318	495.318	492.308	491.304
Average	500.335	497.726	497.726	500.134	497.927	495.518	494.515
Max	502.341	501.338	499.331	503.344	499.331	497.324	496.321
UL	520.000	520.000	520.000	520.000	520.000	520.000	520.000



HDR Report  
TPS7H1111-SEP

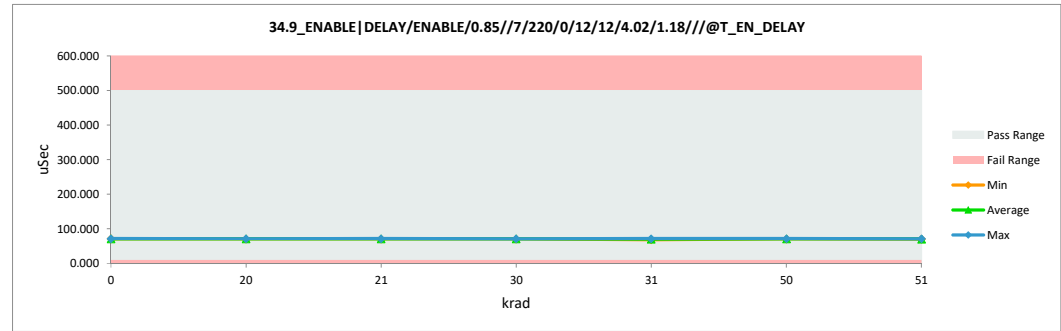
34.9_ENABLE DELAY/ENABLE/0.85//7/220/0/12/12/4.02/1.18///@T_EN_DELAY		
Test Site	Dallas	Dallas
Tester	ETS-364	ETS-364
Test Number	EB6938	EB6938
Unit	uSec	
Max Limit	500	500
Min Limit	10	10

krad	Serial #	Pre	Post	Delta
21	1	71.565	71.697	0.132
21	2	71.435	71.587	0.152
21	3	70.560	70.756	0.196
21	4	70.921	71.037	0.116
21	5	70.361	70.593	0.232
20	17	70.565	70.859	0.294
20	19	71.589	71.440	-0.149
20	20	71.695	71.718	0.023
20	21	66.507	70.571	4.064
20	23	70.992	71.209	0.217
31	6	71.039	71.006	-0.033
31	7	71.231	71.540	0.309
31	8	70.079	70.279	0.200
31	9	68.106	68.496	0.390
31	10	70.271	70.731	0.460
30	24	71.331	71.177	-0.154
30	25	70.089	70.831	0.742
30	26	71.212	71.281	0.069
30	27	71.430	71.237	-0.193
30	29	70.985	70.682	-0.303
51	11	70.263	71.013	0.750
51	12	70.328	70.179	-0.149
51	13	67.261	70.114	2.853
51	15	70.747	70.645	-0.102
51	16	70.353	70.648	0.295
50	30	70.716	70.691	-0.025
50	32	69.405	70.677	1.272
50	39	70.744	70.863	0.119
50	40	71.402	71.353	-0.049
50	41	70.911	70.764	-0.147
0	61	70.738	70.989	0.251
0	62	70.972	71.054	0.082
0	63	71.044	71.331	0.287
0	64	71.026	70.931	-0.095
Max		71.695	71.718	4.064
Average		70.526	70.882	0.356
Min		66.507	68.496	-0.303
Std Dev		1.155	0.583	0.859



34.9_ENABLE DELAY/ENABLE/0.85//7/220/0/12/12/4.02/1.18///@T_EN_DELAY		
Test Site	Dallas	
Tester	ETS-364	
Test Number	EB6938	
Max Limit	500	uSec
Min Limit	10	uSec

	0	20	21	30	31	50	51
LL	10.000	10.000	10.000	10.000	10.000	10.000	10.000
Min	70.931	70.571	70.593	70.682	68.496	70.677	70.114
Average	71.076	71.159	71.134	71.042	70.410	70.870	70.520
Max	71.331	71.718	71.697	71.281	71.540	71.353	71.013
UL	500.000	500.000	500.000	500.000	500.000	500.000	500.000

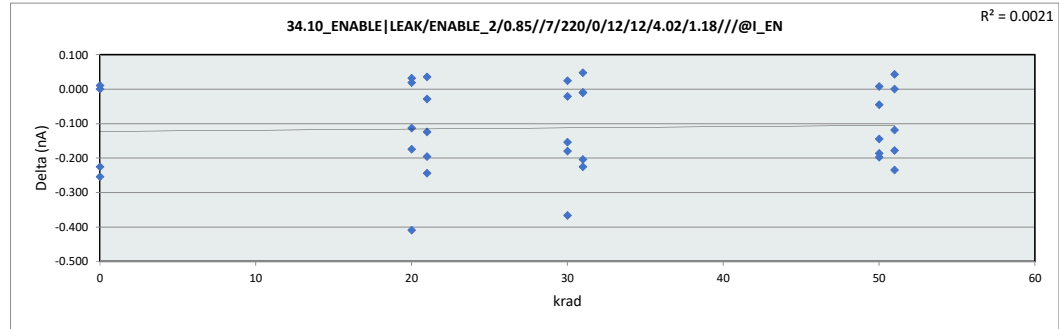


HDR Report  
TPS7H1111-SEP

34.10\_ENABLE|LEAK/ENABLE\_2

Test Site	Dallas	Dallas
Tester	ETS-364	ETS-364
Test Number	EB6938	EB6938
Unit	nA	nA
Max Limit	150	150
Min Limit	-100	-100

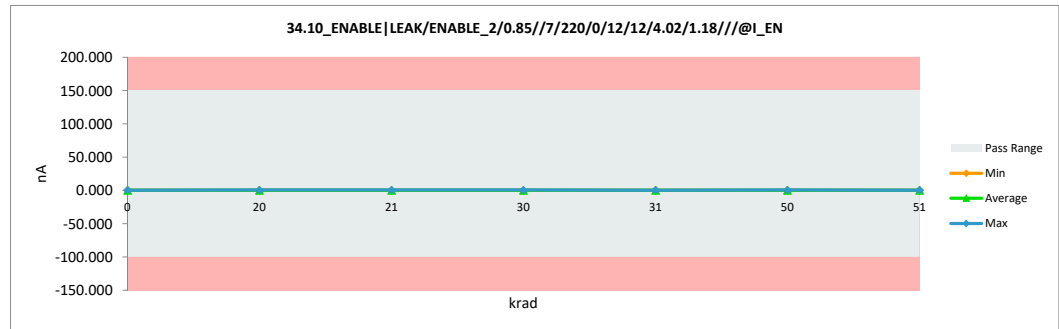
krad	Serial #	Pre	Post	Delta
21	1	0.303	0.059	-0.244
21	2	0.205	0.241	0.036
21	3	0.357	0.233	-0.124
21	4	0.296	0.268	-0.028
21	5	0.253	0.058	-0.195
20	17	0.265	0.297	0.032
20	19	0.468	0.059	-0.409
20	20	0.244	0.263	0.019
20	21	0.332	0.219	-0.113
20	23	0.449	0.275	-0.174
31	6	0.246	0.236	-0.010
31	7	0.424	0.199	-0.225
31	8	0.251	0.241	-0.010
31	9	0.251	0.047	-0.204
31	10	0.191	0.239	0.048
30	24	0.196	0.016	-0.180
30	25	0.267	0.246	-0.021
30	26	0.393	0.239	-0.154
30	27	0.253	0.278	0.025
30	29	0.420	0.054	-0.366
51	11	0.393	0.275	-0.118
51	12	0.265	0.308	0.043
51	13	0.285	0.051	-0.234
51	15	0.435	0.257	-0.178
51	16	0.269	0.269	0.000
50	30	0.262	0.270	0.008
50	32	0.435	0.249	-0.186
50	39	0.263	0.218	-0.045
50	40	0.449	0.252	-0.197
50	41	0.255	0.111	-0.144
0	61	0.345	0.091	-0.254
0	62	0.226	0.237	0.011
0	63	0.458	0.233	-0.225
0	64	0.246	0.246	0.000
Max		0.468	0.308	0.048
Average		0.313	0.201	-0.112
Min		0.191	0.016	-0.409
Std Dev		0.086	0.089	0.123



34.10\_ENABLE|LEAK/ENABLE

Test Site	Dallas
Tester	ETS-364
Test Number	EB6938
Max Limit	150 nA
Min Limit	-100 nA

krad	0	20	21	30	31	50	51
LL	-100.000	-100.000	-100.000	-100.000	-100.000	-100.000	-100.000
Min	0.091	0.059	0.058	0.016	0.047	0.111	0.051
Average	0.202	0.223	0.172	0.167	0.192	0.220	0.232
Max	0.246	0.297	0.268	0.278	0.241	0.270	0.308
UL	150.000	150.000	150.000	150.000	150.000	150.000	150.000

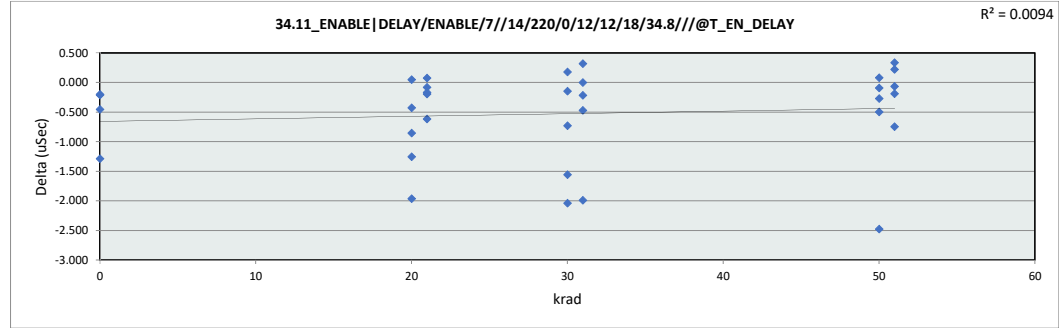


HDR Report  
TPS7H1111-SEP

34.11\_ENABLE|DELAY/ENABLE/

Test Site	Dallas	Dallas
Tester	ETS-364	ETS-364
Test Number	EB6938	EB6938
Unit	uSec	uSec
Max Limit	500	500
Min Limit	10	10

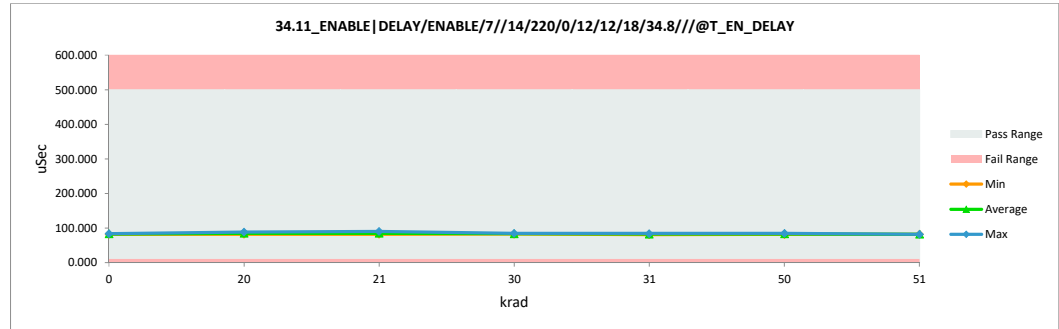
krad	Serial #	Pre	Post	Delta
21	1	90.214	90.018	-0.196
21	2	84.734	84.653	-0.081
21	3	82.190	81.572	-0.618
21	4	83.014	83.087	0.073
21	5	82.166	81.995	-0.171
20	17	82.455	82.024	-0.431
20	19	90.277	88.311	-1.966
20	20	87.610	86.354	-1.256
20	21	81.531	81.578	0.047
20	23	84.493	83.637	-0.856
31	6	82.633	82.163	-0.470
31	7	86.066	84.075	-1.991
31	8	81.700	81.697	-0.003
31	9	81.405	81.189	-0.216
31	10	81.265	81.582	0.317
30	24	83.365	83.220	-0.145
30	25	81.962	82.140	0.178
30	26	84.568	82.526	-2.042
30	27	86.031	84.471	-1.560
30	29	82.703	81.971	-0.732
51	11	81.852	82.070	0.218
51	12	81.843	81.774	-0.069
51	13	81.492	81.826	0.334
51	15	82.784	82.034	-0.750
51	16	81.961	81.773	-0.188
50	30	82.755	82.483	-0.272
50	32	81.355	81.437	0.082
50	39	82.219	81.718	-0.501
50	40	86.858	84.382	-2.476
50	41	82.541	82.445	-0.096
0	61	83.784	83.582	-0.202
0	62	82.484	82.273	-0.211
0	63	84.089	82.801	-1.288
0	64	82.997	82.544	-0.453
Max		90.277	90.018	0.334
Average		83.512	82.983	-0.529
Min		81.265	81.189	-2.476
Std Dev		2.353	1.945	0.739



34.11\_ENABLE|DELAY/ENABLE/

Test Site	Dallas
Tester	ETS-364
Test Number	EB6938
Max Limit	500 uSec
Min Limit	10 uSec

	0	20	21	30	31	50	51
LL	10.000	10.000	10.000	10.000	10.000	10.000	10.000
Min	82.273	81.578	81.572	81.971	81.189	81.437	81.773
Average	82.800	84.381	84.265	82.866	82.141	82.493	81.895
Max	83.582	88.311	90.018	84.471	84.075	84.382	82.070
UL	500.000	500.000	500.000	500.000	500.000	500.000	500.000

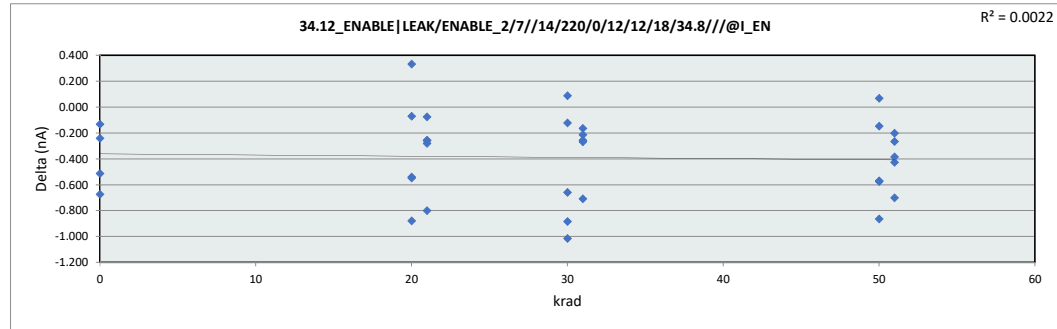


HDR Report  
TPS7H1111-SEP

34.12\_ENABLE|LEAK/ENABLE\_2

Test Site	Dallas	Dallas
Tester	ETS-364	ETS-364
Test Number	EB6938	EB6938
Unit	nA	nA
Max Limit	150	150
Min Limit	-100	-100

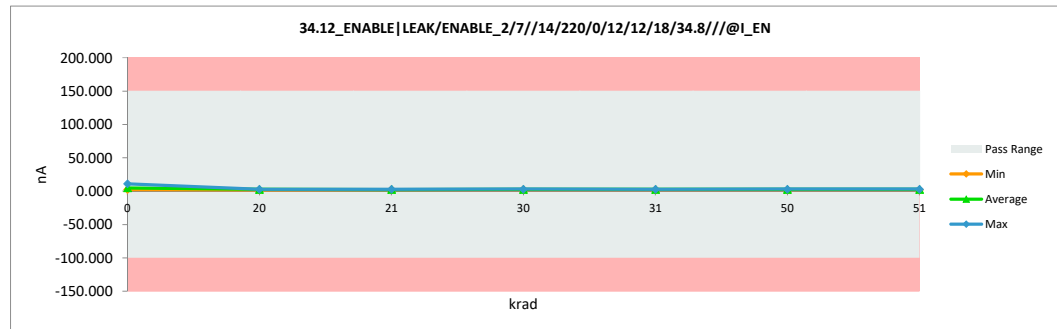
krad	Serial #	Pre	Post	Delta
21	1	2.562	2.281	-0.281
21	2	2.704	2.445	-0.259
21	3	2.786	2.709	-0.077
21	4	3.081	2.281	-0.800
21	5	2.683	2.426	-0.257
20	17	2.461	2.391	-0.070
20	19	2.933	2.054	-0.879
20	20	3.046	2.506	-0.540
20	21	2.477	2.808	0.331
20	23	3.131	2.584	-0.547
31	6	2.651	2.395	-0.256
31	7	2.889	2.723	-0.166
31	8	3.001	2.292	-0.709
31	9	2.547	2.279	-0.268
31	10	2.671	2.456	-0.215
30	24	3.393	2.377	-1.016
30	25	2.549	2.636	0.087
30	26	3.125	3.003	-0.122
30	27	3.150	2.490	-0.660
30	29	3.064	2.179	-0.885
51	11	2.908	2.706	-0.202
51	12	3.076	2.376	-0.700
51	13	2.447	2.063	-0.384
51	15	2.957	2.529	-0.428
51	16	3.103	2.836	-0.267
50	30	3.017	2.442	-0.575
50	32	2.876	2.729	-0.147
50	39	2.773	2.840	0.067
50	40	2.906	2.337	-0.569
50	41	2.933	2.069	-0.864
0	61	11.553	11.039	-0.514
0	62	2.993	2.752	-0.241
0	63	2.892	2.760	-0.132
0	64	2.999	2.326	-0.673
Max		11.553	11.039	0.331
Average		3.128	2.739	-0.389
Min		2.447	2.054	-1.016
Std Dev		1.506	1.486	0.318



34.12\_ENABLE|LEAK/ENABLE

Test Site	Dallas
Tester	ETS-364
Test Number	EB6938
Max Limit	150 nA
Min Limit	-100 nA

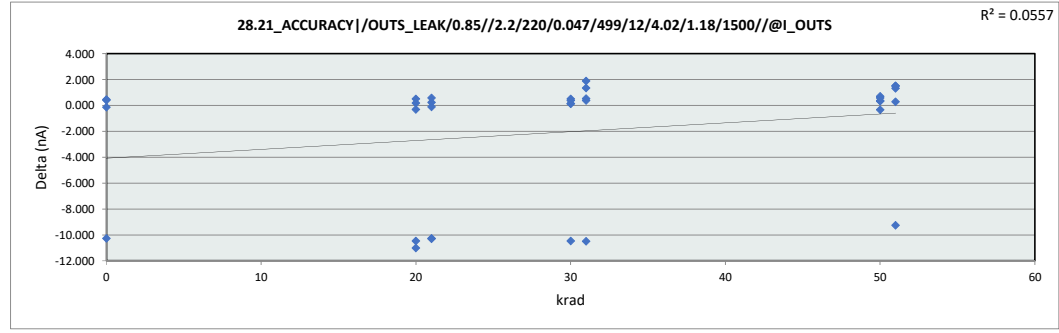
krad	0	20	21	30	31	50	51
LL	-100.000	-100.000	-100.000	-100.000	-100.000	-100.000	-100.000
Min	2.326	2.054	2.281	2.179	2.279	2.069	2.063
Average	4.719	2.469	2.428	2.537	2.429	2.483	2.502
Max	11.039	2.808	2.709	3.003	2.723	2.840	2.836
UL	150.000	150.000	150.000	150.000	150.000	150.000	150.000



HDR Report  
TPS7H1111-SEP

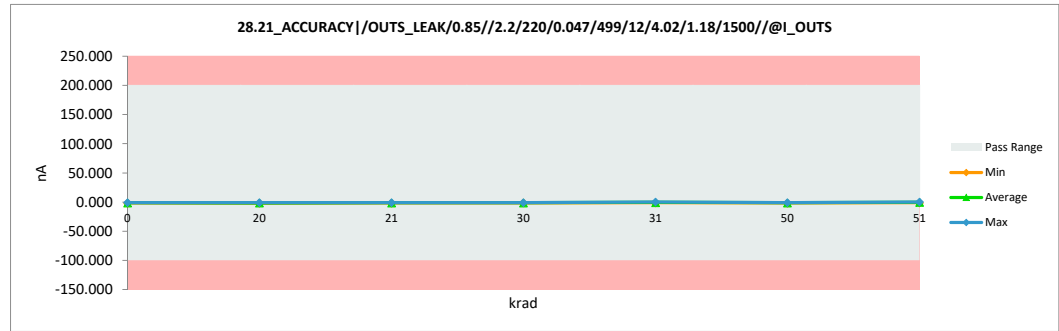
28.21_ACCURACY /OUTS_LEAK/		
Test Site	Dallas	Dallas
Tester	ETS-364	ETS-364
Test Number	EB6938	EB6938
Unit	nA	nA
Max Limit	200	200
Min Limit	-100	-100

krad	Serial #	Pre	Post	Delta
21	1	8.979	-1.323	-10.302
21	2	-1.756	-1.173	0.583
21	3	-1.531	-1.305	0.226
21	4	-1.718	-1.839	-0.121
21	5	9.016	-1.254	-10.270
20	17	9.185	-1.826	-11.011
20	19	-1.512	-1.323	0.189
20	20	-1.718	-1.198	0.520
20	21	9.272	-1.199	-10.471
20	23	-1.581	-1.883	-0.302
31	6	-1.743	0.150	1.893
31	7	-1.624	-1.249	0.375
31	8	-1.725	-0.384	1.341
31	9	9.147	-1.342	-10.489
31	10	-1.737	-1.198	0.539
30	24	-1.731	-1.229	0.502
30	25	9.366	-1.098	-10.464
30	26	-1.437	-1.305	0.132
30	27	-1.862	-1.727	0.135
30	29	-1.656	-1.273	0.383
51	11	-1.556	-1.274	0.282
51	12	-1.775	-0.441	1.334
51	13	9.222	-0.037	-9.259
51	15	-1.456	0.032	1.488
51	16	-1.718	-0.188	1.530
50	30	-1.750	-1.173	0.577
50	32	-1.518	-1.149	0.369
50	39	-1.849	-1.149	0.700
50	40	-1.512	-1.833	-0.321
50	41	-1.681	-1.348	0.333
0	61	9.110	-1.148	-10.258
0	62	-1.737	-1.273	0.464
0	63	-1.506	-1.093	0.413
0	64	-1.737	-1.864	-0.127
Max		9.366	0.150	1.893
Average		0.887	-1.145	-2.032
Min		-1.862	-1.883	-11.011
Std Dev		4.661	0.533	4.696



28.21_ACCURACY /OUTS_LEAK/						
Test Site	Dallas					
Tester	ETS-364					
Test Number	EB6938					
Max Limit	200 nA					
Min Limit	-100 nA					

	0	20	21	30	31	50	51
LL	-100.000	-100.000	-100.000	-100.000	-100.000	-100.000	-100.000
Min	-1.864	-1.883	-1.839	-1.727	-1.342	-1.833	-1.274
Average	-1.345	-1.486	-1.379	-1.326	-0.805	-1.330	-0.382
Max	-1.093	-1.198	-1.173	-1.098	0.150	-1.149	0.032
UL	200.000	200.000	200.000	200.000	200.000	200.000	200.000

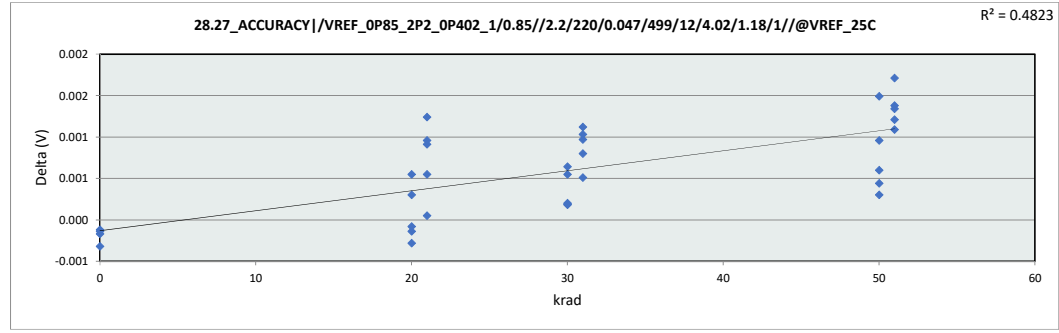


HDR Report  
TPS7H1111-SEP

28.27\_ACCURACY|VREF\_OP85

Test Site	Dallas	Dallas
Tester	ETS-364	ETS-364
Test Number	EB6938	EB6938
Unit	V	V
Max Limit	1.221	1.221
Min Limit	1.19	1.19

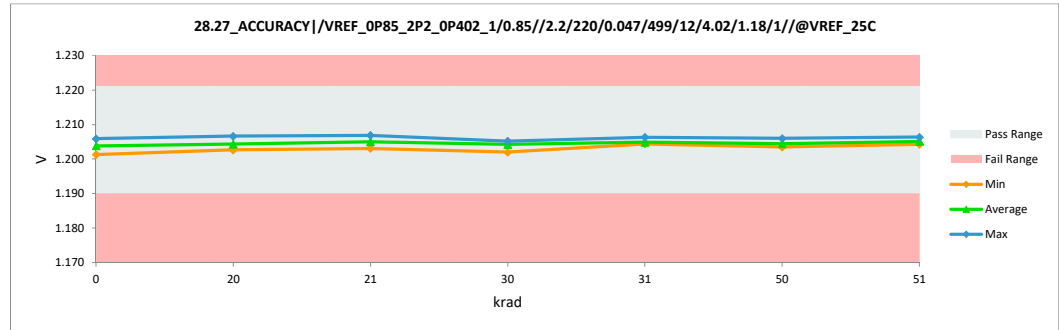
krad	Serial #	Pre	Post	Delta
21	1	1.203	1.204	0.001
21	2	1.204	1.205	0.001
21	3	1.203	1.203	0.000
21	4	1.206	1.207	0.001
21	5	1.204	1.205	0.001
20	17	1.203	1.203	0.000
20	19	1.204	1.204	0.000
20	20	1.203	1.203	0.000
20	21	1.205	1.205	0.001
20	23	1.207	1.207	0.000
31	6	1.204	1.205	0.001
31	7	1.206	1.206	0.001
31	8	1.204	1.205	0.001
31	9	1.204	1.204	0.001
31	10	1.203	1.204	0.001
30	24	1.202	1.202	0.000
30	25	1.204	1.204	0.000
30	26	1.205	1.205	0.001
30	27	1.204	1.205	0.001
30	29	1.204	1.205	0.000
51	11	1.203	1.204	0.001
51	12	1.203	1.204	0.001
51	13	1.204	1.205	0.002
51	15	1.205	1.206	0.001
51	16	1.204	1.205	0.001
50	30	1.205	1.206	0.001
50	32	1.203	1.204	0.001
50	39	1.204	1.205	0.000
50	40	1.202	1.203	0.001
50	41	1.203	1.204	0.000
0	61	1.206	1.206	0.000
0	62	1.201	1.201	0.000
0	63	1.206	1.206	0.000
0	64	1.203	1.203	0.000
Max		1.207	1.207	0.002
Average		1.204	1.205	0.001
Min		1.201	1.201	0.000
Std Dev		0.001	0.001	0.001



28.27\_ACCURACY|VREF\_OP85

Test Site	Dallas
Tester	ETS-364
Test Number	EB6938
Max Limit	1.221
Min Limit	1.19

krad	0	20	21	30	31	50	51
LL	1.190	1.190	1.190	1.190	1.190	1.190	1.190
Min	1.201	1.203	1.203	1.202	1.204	1.203	1.204
Average	1.204	1.204	1.205	1.204	1.205	1.204	1.205
Max	1.206	1.207	1.207	1.205	1.206	1.206	1.206
UL	1.221	1.221	1.221	1.221	1.221	1.221	1.221

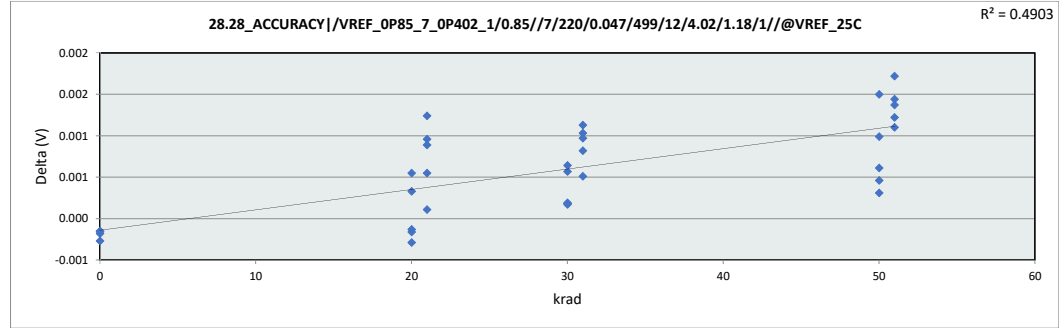


HDR Report  
TPS7H1111-SEP

**28.28\_ACCURACY|/VREF\_OP85**

Test Site	Dallas	Dallas
Tester	ETS-364	ETS-364
Test Number	EB6938	EB6938
Unit	V	V
Max Limit	1.221	1.221
Min Limit	1.19	1.19

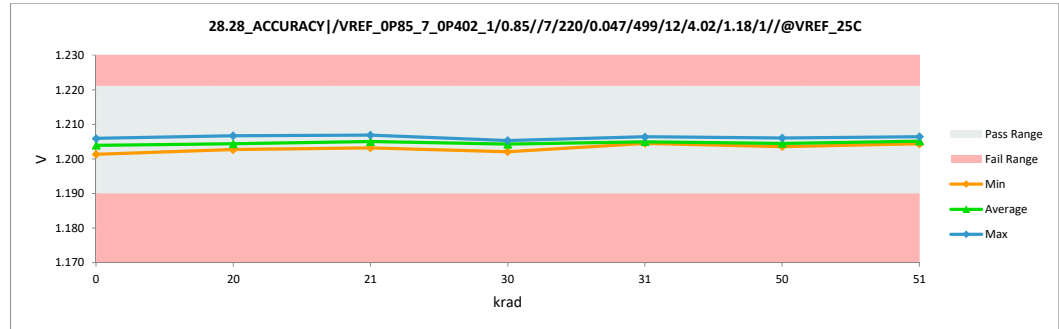
krad	Serial #	Pre	Post	Delta
21	1	1.203	1.204	0.001
21	2	1.204	1.205	0.001
21	3	1.203	1.203	0.000
21	4	1.206	1.207	0.001
21	5	1.204	1.205	0.001
20	17	1.203	1.203	0.000
20	19	1.204	1.204	0.000
20	20	1.203	1.203	0.000
20	21	1.205	1.206	0.001
20	23	1.207	1.207	0.000
31	6	1.204	1.205	0.001
31	7	1.206	1.206	0.001
31	8	1.204	1.205	0.001
31	9	1.204	1.204	0.001
31	10	1.203	1.204	0.001
30	24	1.202	1.202	0.000
30	25	1.204	1.205	0.001
30	26	1.205	1.205	0.001
30	27	1.204	1.205	0.001
30	29	1.204	1.205	0.001
51	11	1.203	1.204	0.001
51	12	1.203	1.205	0.001
51	13	1.204	1.206	0.002
51	15	1.205	1.206	0.001
51	16	1.204	1.205	0.001
50	30	1.205	1.206	0.001
50	32	1.203	1.204	0.001
50	39	1.204	1.205	0.001
50	40	1.202	1.204	0.002
50	41	1.204	1.204	0.000
0	61	1.206	1.206	0.000
0	62	1.201	1.201	0.000
0	63	1.206	1.206	0.000
0	64	1.203	1.203	0.000
Max		1.207	1.207	0.002
Average		1.204	1.205	0.001
Min		1.201	1.201	0.000
Std Dev		0.001	0.001	0.001



**28.28\_ACCURACY|/VREF\_OP85**

Test Site	Dallas
Tester	ETS-364
Test Number	EB6938
Max Limit	1.221
Min Limit	1.19

krad	0	20	21	30	31	50	51
LL	1.190	1.190	1.190	1.190	1.190	1.190	1.190
Min	1.201	1.203	1.203	1.202	1.204	1.204	1.204
Average	1.204	1.204	1.205	1.204	1.205	1.204	1.205
Max	1.206	1.207	1.207	1.205	1.206	1.206	1.206
UL	1.221	1.221	1.221	1.221	1.221	1.221	1.221



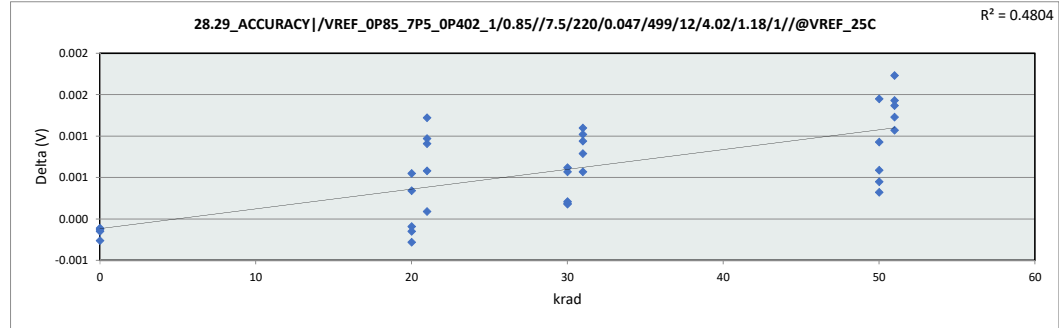


HDR Report  
TPS7H1111-SEP

28.29\_ACCURACY|VREF\_OP85

Test Site	Dallas	Dallas
Tester	ETS-364	ETS-364
Test Number	EB6938	EB6938
Unit	V	V
Max Limit	1.221	1.221
Min Limit	1.19	1.19

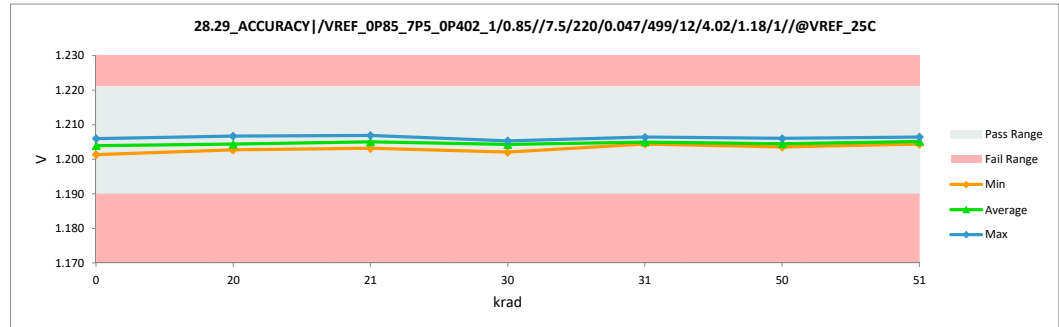
krad	Serial #	Pre	Post	Delta
21	1	1.203	1.204	0.001
21	2	1.204	1.205	0.001
21	3	1.203	1.203	0.000
21	4	1.206	1.207	0.001
21	5	1.204	1.205	0.001
20	17	1.203	1.203	0.000
20	19	1.204	1.204	0.000
20	20	1.203	1.203	0.000
20	21	1.205	1.206	0.001
20	23	1.207	1.207	0.000
31	6	1.204	1.205	0.001
31	7	1.206	1.206	0.001
31	8	1.204	1.205	0.001
31	9	1.204	1.205	0.001
31	10	1.203	1.204	0.001
30	24	1.202	1.202	0.000
30	25	1.204	1.205	0.001
30	26	1.205	1.205	0.001
30	27	1.204	1.205	0.001
30	29	1.204	1.205	0.001
51	11	1.203	1.204	0.001
51	12	1.203	1.205	0.001
51	13	1.204	1.206	0.002
51	15	1.205	1.206	0.001
51	16	1.204	1.205	0.001
50	30	1.205	1.206	0.001
50	32	1.203	1.204	0.001
50	39	1.204	1.205	0.001
50	40	1.202	1.204	0.001
50	41	1.204	1.204	0.000
0	61	1.206	1.206	0.000
0	62	1.201	1.201	0.000
0	63	1.206	1.206	0.000
0	64	1.203	1.203	0.000
Max		1.207	1.207	0.002
Average		1.204	1.205	0.001
Min		1.201	1.201	0.000
Std Dev		0.001	0.001	0.001



28.29\_ACCURACY|VREF\_OP85

Test Site	Dallas
Tester	ETS-364
Test Number	EB6938
Max Limit	1.221
Min Limit	1.19

krad	0	20	21	30	31	50	51
LL	1.190	1.190	1.190	1.190	1.190	1.190	1.190
Min	1.201	1.203	1.203	1.202	1.204	1.204	1.204
Average	1.204	1.204	1.205	1.204	1.205	1.204	1.205
Max	1.206	1.207	1.207	1.205	1.206	1.206	1.206
UL	1.221	1.221	1.221	1.221	1.221	1.221	1.221

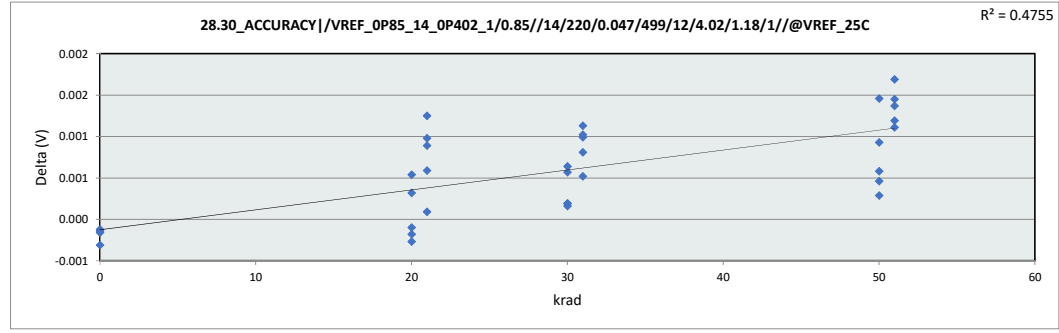


HDR Report  
TPS7H1111-SEP

**28.30\_ACCURACY|/VREF\_OP85**

Test Site	Dallas	Dallas
Tester	ETS-364	ETS-364
Test Number	EB6938	EB6938
Unit	V	V
Max Limit	1.221	1.221
Min Limit	1.19	1.19

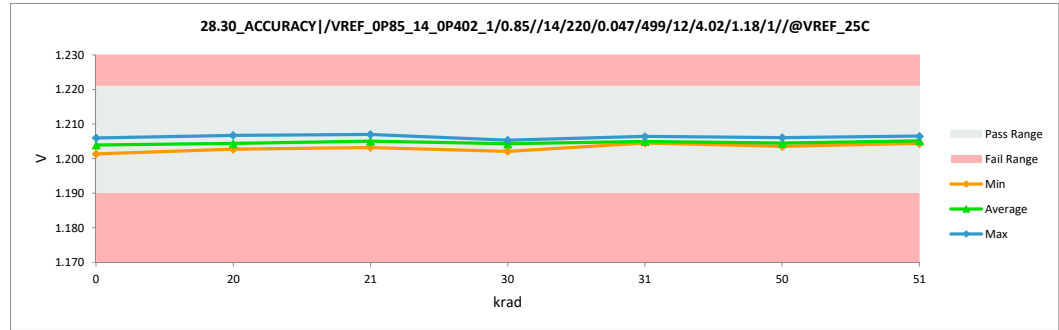
krad	Serial #	Pre	Post	Delta
21	1	1.203	1.204	0.001
21	2	1.204	1.205	0.001
21	3	1.203	1.203	0.000
21	4	1.206	1.207	0.001
21	5	1.204	1.205	0.001
20	17	1.203	1.203	0.000
20	19	1.204	1.204	0.000
20	20	1.203	1.203	0.000
20	21	1.205	1.206	0.001
20	23	1.207	1.207	0.000
31	6	1.204	1.205	0.001
31	7	1.206	1.206	0.001
31	8	1.204	1.205	0.001
31	9	1.204	1.205	0.001
31	10	1.203	1.204	0.001
30	24	1.202	1.202	0.000
30	25	1.204	1.205	0.001
30	26	1.205	1.205	0.001
30	27	1.204	1.205	0.001
30	29	1.204	1.205	0.001
51	11	1.203	1.204	0.001
51	12	1.204	1.205	0.001
51	13	1.204	1.206	0.002
51	15	1.205	1.206	0.001
51	16	1.204	1.205	0.001
50	30	1.205	1.206	0.001
50	32	1.203	1.204	0.001
50	39	1.205	1.205	0.000
50	40	1.202	1.204	0.001
50	41	1.204	1.204	0.000
0	61	1.206	1.206	0.000
0	62	1.202	1.201	0.000
0	63	1.206	1.206	0.000
0	64	1.203	1.203	0.000
Max		1.207	1.207	0.002
Average		1.204	1.205	0.001
Min		1.202	1.201	0.000
Std Dev		0.001	0.001	0.001



**28.30\_ACCURACY|/VREF\_OP85**

Test Site	Dallas
Tester	ETS-364
Test Number	EB6938
Max Limit	1.221
Min Limit	1.19

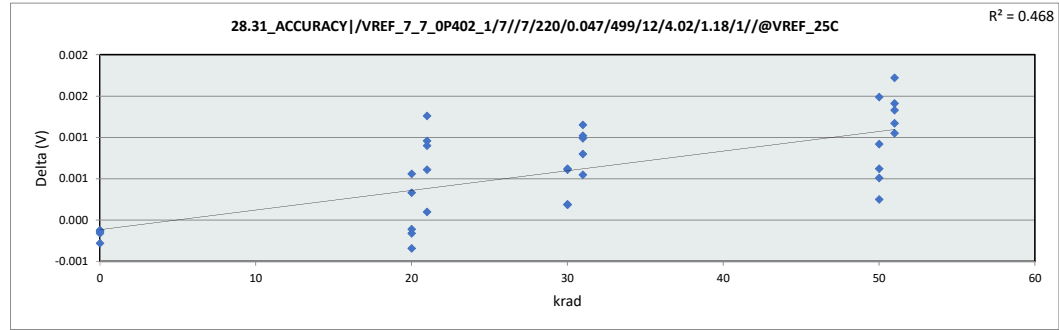
	0	20	21	30	31	50	51
LL	1.190	1.190	1.190	1.190	1.190	1.190	1.190
Min	1.201	1.203	1.203	1.202	1.204	1.204	1.204
Average	1.204	1.204	1.205	1.204	1.205	1.204	1.205
Max	1.206	1.207	1.207	1.205	1.206	1.206	1.206
UL	1.221	1.221	1.221	1.221	1.221	1.221	1.221



HDR Report  
TPS7H1111-SEP

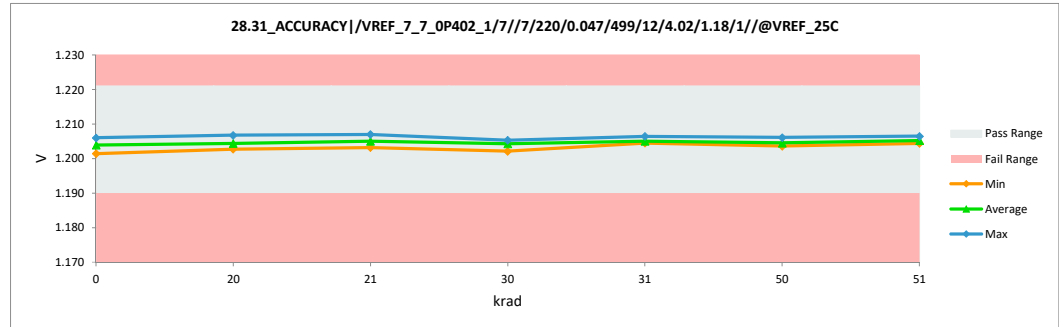
28.31_ACCURACY VREF_7_7_0		
Test Site	Dallas	Dallas
Tester	ETS-364	ETS-364
Test Number	EB6938	EB6938
Unit	V	V
Max Limit	1.221	1.221
Min Limit	1.19	1.19

krad	Serial #	Pre	Post	Delta
21	1	1.203	1.204	0.001
21	2	1.204	1.205	0.001
21	3	1.203	1.203	0.000
21	4	1.206	1.207	0.001
21	5	1.204	1.205	0.001
20	17	1.203	1.203	0.000
20	19	1.204	1.204	0.000
20	20	1.203	1.203	0.000
20	21	1.205	1.206	0.001
20	23	1.207	1.207	0.000
31	6	1.204	1.205	0.001
31	7	1.206	1.206	0.001
31	8	1.204	1.205	0.001
31	9	1.204	1.205	0.001
31	10	1.203	1.204	0.001
30	24	1.202	1.202	0.000
30	25	1.204	1.205	0.001
30	26	1.205	1.205	0.001
30	27	1.204	1.205	0.001
30	29	1.204	1.205	0.001
51	11	1.203	1.204	0.001
51	12	1.204	1.205	0.001
51	13	1.204	1.206	0.002
51	15	1.205	1.206	0.001
51	16	1.204	1.205	0.001
50	30	1.205	1.206	0.001
50	32	1.203	1.204	0.001
50	39	1.205	1.205	0.001
50	40	1.202	1.204	0.001
50	41	1.204	1.204	0.000
0	61	1.206	1.206	0.000
0	62	1.202	1.201	0.000
0	63	1.206	1.206	0.000
0	64	1.203	1.203	0.000
Max		1.207	1.207	0.002
Average		1.204	1.205	0.001
Min		1.202	1.201	0.000
Std Dev		0.001	0.001	0.001



28.31_ACCURACY VREF_7_7		
Test Site	Dallas	
Tester	ETS-364	
Test Number	EB6938	
Max Limit	1.221	V
Min Limit	1.19	V

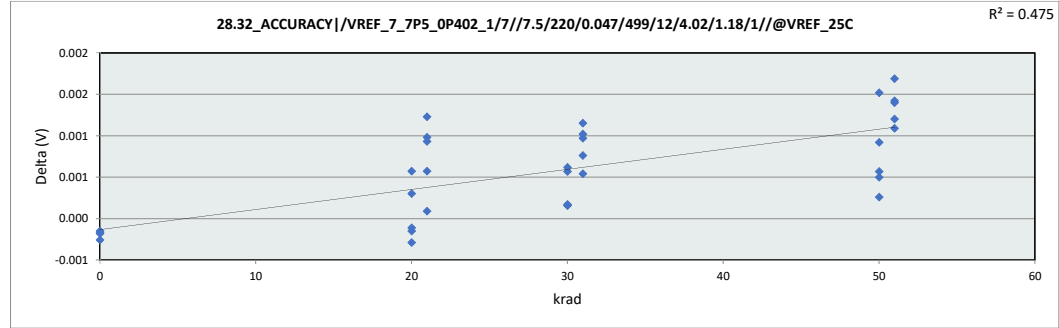
	0	20	21	30	31	50	51
LL	1.190	1.190	1.190	1.190	1.190	1.190	1.190
Min	1.201	1.203	1.203	1.202	1.205	1.204	1.204
Average	1.204	1.204	1.205	1.204	1.205	1.204	1.205
Max	1.206	1.207	1.207	1.205	1.206	1.206	1.206
UL	1.221	1.221	1.221	1.221	1.221	1.221	1.221



HDR Report  
TPS7H1111-SEP

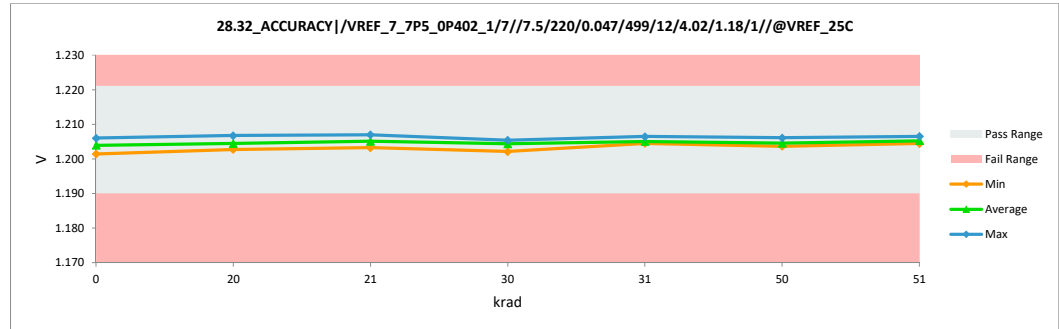
28.32_ACCURACY /VREF_7_7P5		
Test Site	Dallas	Dallas
Tester	ETS-364	ETS-364
Test Number	EB6938	EB6938
Unit	V	V
Max Limit	1.221	1.221
Min Limit	1.19	1.19

krad	Serial #	Pre	Post	Delta
21	1	1.203	1.204	0.001
21	2	1.204	1.205	0.001
21	3	1.203	1.203	0.000
21	4	1.206	1.207	0.001
21	5	1.204	1.205	0.001
20	17	1.203	1.203	0.000
20	19	1.204	1.204	0.000
20	20	1.203	1.203	0.000
20	21	1.205	1.206	0.001
20	23	1.207	1.207	0.000
31	6	1.204	1.205	0.001
31	7	1.206	1.206	0.001
31	8	1.204	1.205	0.001
31	9	1.204	1.205	0.001
31	10	1.203	1.205	0.001
30	24	1.202	1.202	0.000
30	25	1.204	1.205	0.001
30	26	1.205	1.205	0.001
30	27	1.204	1.205	0.001
30	29	1.205	1.205	0.000
51	11	1.203	1.204	0.001
51	12	1.204	1.205	0.001
51	13	1.204	1.206	0.002
51	15	1.205	1.206	0.001
51	16	1.204	1.205	0.001
50	30	1.206	1.206	0.001
50	32	1.203	1.204	0.001
50	39	1.205	1.205	0.000
50	40	1.202	1.204	0.002
50	41	1.204	1.204	0.000
0	61	1.206	1.206	0.000
0	62	1.202	1.201	0.000
0	63	1.206	1.206	0.000
0	64	1.203	1.203	0.000
Max		1.207	1.207	0.002
Average		1.204	1.205	0.001
Min		1.202	1.201	0.000
Std Dev		0.001	0.001	0.001



28.32_ACCURACY /VREF_7_7P5		
Test Site	Dallas	
Tester	ETS-364	
Test Number	EB6938	
Max Limit	1.221	V
Min Limit	1.19	V

	0	20	21	30	31	50	51
LL	1.190	1.190	1.190	1.190	1.190	1.190	1.190
Min	1.201	1.203	1.203	1.202	1.205	1.204	1.204
Average	1.204	1.204	1.205	1.204	1.205	1.204	1.205
Max	1.206	1.207	1.207	1.205	1.206	1.206	1.206
UL	1.221	1.221	1.221	1.221	1.221	1.221	1.221

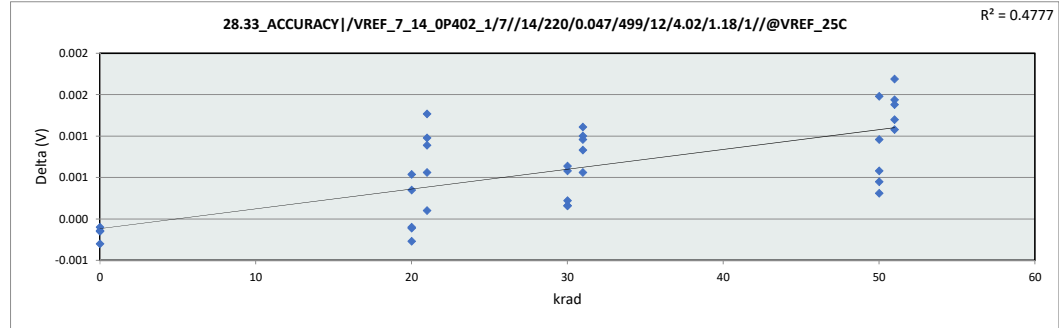


HDR Report  
TPS7H1111-SEP

28.33\_ACCURACY|/VREF\_7\_14

Test Site	Dallas	Dallas
Tester	ETS-364	ETS-364
Test Number	EB6938	EB6938
Unit	V	V
Max Limit	1.221	1.221
Min Limit	1.19	1.19

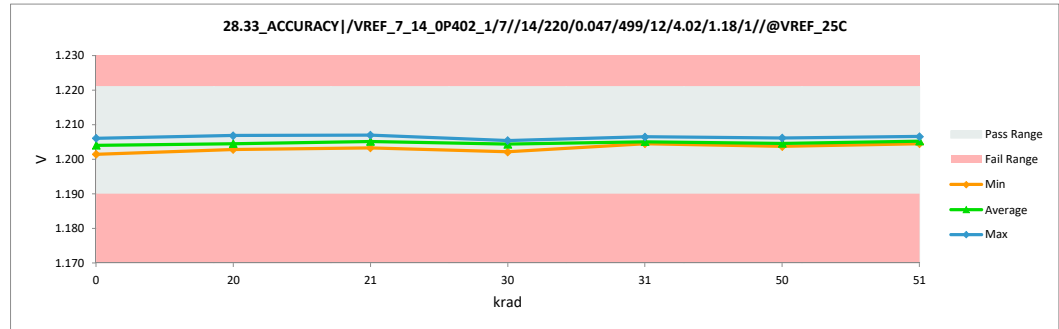
krad	Serial #	Pre	Post	Delta
21	1	1.203	1.204	0.001
21	2	1.205	1.206	0.001
21	3	1.203	1.203	0.000
21	4	1.206	1.207	0.001
21	5	1.204	1.205	0.001
20	17	1.203	1.203	0.000
20	19	1.204	1.204	0.000
20	20	1.203	1.203	0.000
20	21	1.205	1.206	0.001
20	23	1.207	1.207	0.000
31	6	1.204	1.205	0.001
31	7	1.206	1.206	0.001
31	8	1.204	1.205	0.001
31	9	1.204	1.205	0.001
31	10	1.204	1.205	0.001
30	24	1.202	1.202	0.000
30	25	1.204	1.205	0.001
30	26	1.205	1.205	0.001
30	27	1.204	1.205	0.001
30	29	1.205	1.205	0.000
51	11	1.203	1.204	0.001
51	12	1.204	1.205	0.001
51	13	1.204	1.206	0.002
51	15	1.205	1.207	0.001
51	16	1.204	1.205	0.001
50	30	1.206	1.206	0.001
50	32	1.203	1.204	0.001
50	39	1.205	1.205	0.000
50	40	1.202	1.204	0.001
50	41	1.204	1.204	0.000
0	61	1.206	1.206	0.000
0	62	1.202	1.201	0.000
0	63	1.206	1.206	0.000
0	64	1.203	1.203	0.000
Max		1.207	1.207	0.002
Average		1.204	1.205	0.001
Min		1.202	1.201	0.000
Std Dev		0.001	0.001	0.001



28.33\_ACCURACY|/VREF\_7\_14

Test Site	Dallas
Tester	ETS-364
Test Number	EB6938
Max Limit	1.221
Min Limit	1.19

	0	20	21	30	31	50	51
LL	1.190	1.190	1.190	1.190	1.190	1.190	1.190
Min	1.201	1.203	1.203	1.202	1.205	1.204	1.204
Average	1.204	1.204	1.205	1.204	1.205	1.205	1.205
Max	1.206	1.207	1.207	1.205	1.206	1.206	1.207
UL	1.221	1.221	1.221	1.221	1.221	1.221	1.221

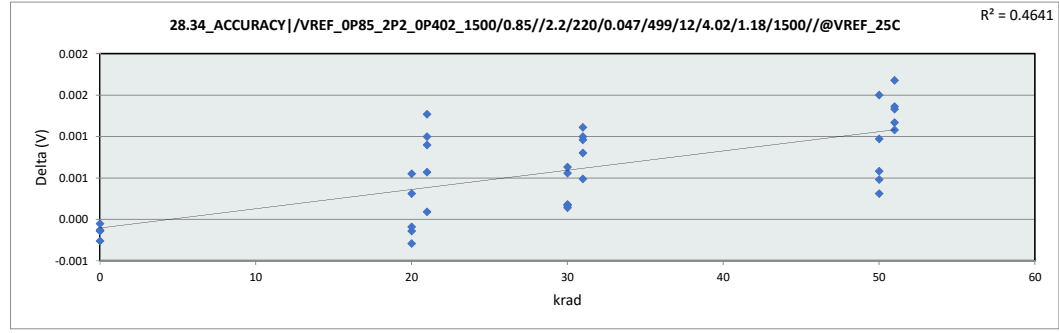


HDR Report  
TPS7H1111-SEP

**28.34\_ACCURACY|/VREF\_OP85**

Test Site	Dallas	Dallas
Tester	ETS-364	ETS-364
Test Number	EB6938	EB6938
Unit	V	V
Max Limit	1.221	1.221
Min Limit	1.19	1.19

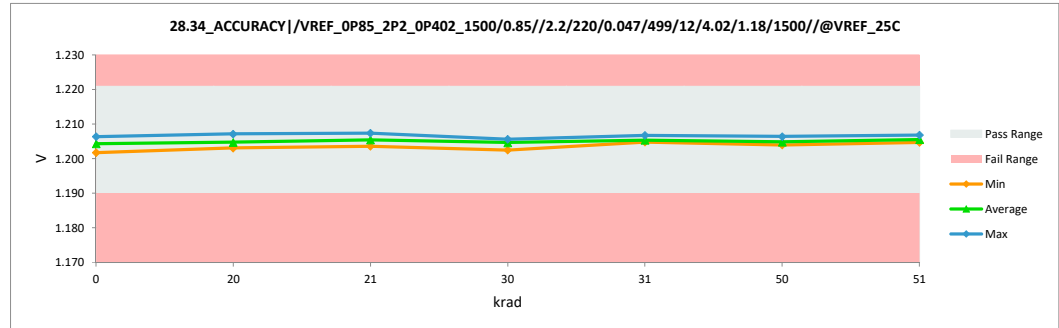
krad	Serial #	Pre	Post	Delta
21	1	1.204	1.205	0.001
21	2	1.205	1.206	0.001
21	3	1.203	1.204	0.000
21	4	1.207	1.207	0.001
21	5	1.204	1.206	0.001
20	17	1.203	1.203	0.000
20	19	1.205	1.204	0.000
20	20	1.203	1.203	0.000
20	21	1.205	1.206	0.001
20	23	1.207	1.207	0.000
31	6	1.204	1.205	0.001
31	7	1.206	1.207	0.000
31	8	1.204	1.205	0.001
31	9	1.204	1.205	0.001
31	10	1.204	1.205	0.001
30	24	1.202	1.202	0.000
30	25	1.205	1.205	0.000
30	26	1.205	1.206	0.001
30	27	1.204	1.205	0.001
30	29	1.205	1.205	0.000
51	11	1.204	1.205	0.001
51	12	1.204	1.205	0.001
51	13	1.204	1.206	0.002
51	15	1.205	1.207	0.001
51	16	1.204	1.205	0.001
50	30	1.206	1.206	0.001
50	32	1.203	1.204	0.001
50	39	1.205	1.205	0.000
50	40	1.202	1.204	0.001
50	41	1.204	1.204	0.000
0	61	1.206	1.206	0.000
0	62	1.202	1.202	0.000
0	63	1.206	1.206	0.000
0	64	1.203	1.203	0.000
Max		1.207	1.207	0.002
Average		1.204	1.205	0.001
Min		1.202	1.202	0.000
Std Dev		0.001	0.001	0.001



**28.34\_ACCURACY|/VREF\_OP85**

Test Site	Dallas
Tester	ETS-364
Test Number	EB6938
Max Limit	1.221
Min Limit	1.19

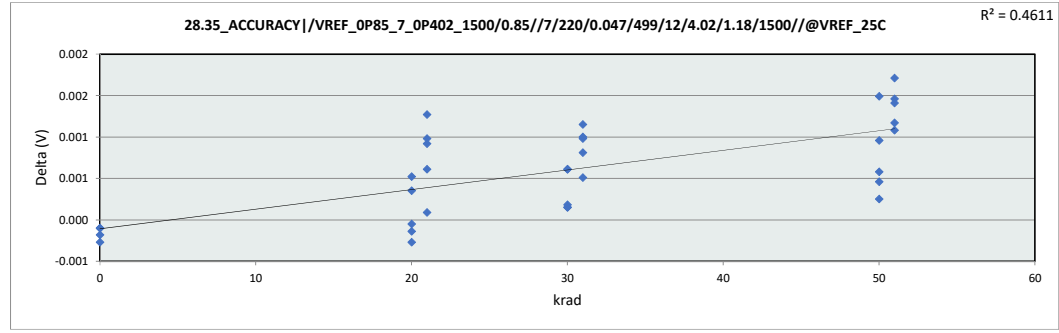
	0	20	21	30	31	50	51
LL	1.190	1.190	1.190	1.190	1.190	1.190	1.190
Min	1.202	1.203	1.204	1.202	1.205	1.204	1.205
Average	1.204	1.205	1.205	1.205	1.205	1.205	1.206
Max	1.206	1.207	1.207	1.206	1.207	1.206	1.207
UL	1.221	1.221	1.221	1.221	1.221	1.221	1.221



HDR Report  
TPS7H1111-SEP

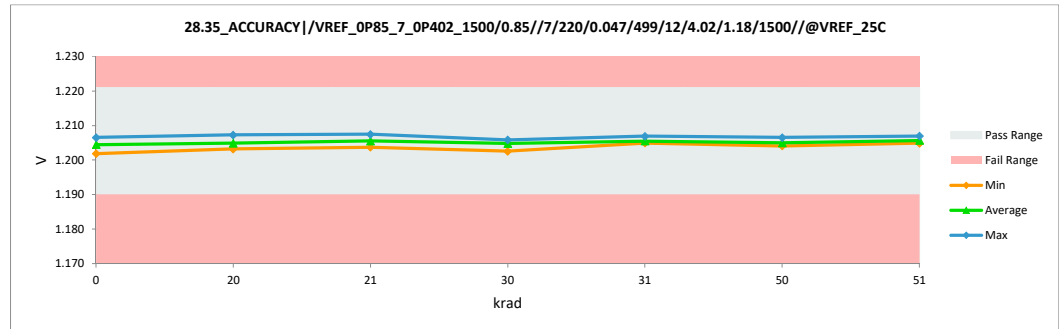
28.35_ACCURACY /VREF_OP85		
Test Site	Dallas	Dallas
Tester	ETS-364	ETS-364
Test Number	EB6938	EB6938
Unit	V	V
Max Limit	1.221	1.221
Min Limit	1.19	1.19

krad	Serial #	Pre	Post	Delta
21	1	1.204	1.205	0.001
21	2	1.205	1.206	0.001
21	3	1.204	1.204	0.000
21	4	1.207	1.207	0.001
21	5	1.205	1.206	0.001
20	17	1.203	1.204	0.000
20	19	1.205	1.204	0.000
20	20	1.203	1.203	0.000
20	21	1.206	1.206	0.001
20	23	1.207	1.207	0.000
31	6	1.204	1.205	0.001
31	7	1.206	1.207	0.001
31	8	1.204	1.205	0.001
31	9	1.204	1.205	0.001
31	10	1.204	1.205	0.001
30	24	1.202	1.203	0.000
30	25	1.205	1.205	0.000
30	26	1.205	1.206	0.001
30	27	1.205	1.205	0.001
30	29	1.205	1.205	0.000
51	11	1.204	1.205	0.001
51	12	1.204	1.205	0.001
51	13	1.204	1.206	0.002
51	15	1.205	1.207	0.001
51	16	1.204	1.205	0.001
50	30	1.206	1.207	0.001
50	32	1.203	1.204	0.001
50	39	1.205	1.205	0.000
50	40	1.203	1.204	0.001
50	41	1.204	1.204	0.000
0	61	1.207	1.206	0.000
0	62	1.202	1.202	0.000
0	63	1.206	1.206	0.000
0	64	1.203	1.203	0.000
Max		1.207	1.207	0.002
Average		1.205	1.205	0.001
Min		1.202	1.202	0.000
Std Dev		0.001	0.001	0.001



28.35_ACCURACY /VREF_OP85		
Test Site	Dallas	
Tester	ETS-364	
Test Number	EB6938	
Max Limit	1.221	V
Min Limit	1.19	V

krad	0	20	21	30	31	50	51
LL	1.190	1.190	1.190	1.190	1.190	1.190	1.190
Min	1.202	1.203	1.204	1.203	1.205	1.204	1.205
Average	1.204	1.205	1.206	1.205	1.205	1.205	1.206
Max	1.206	1.207	1.207	1.206	1.207	1.207	1.207
UL	1.221	1.221	1.221	1.221	1.221	1.221	1.221

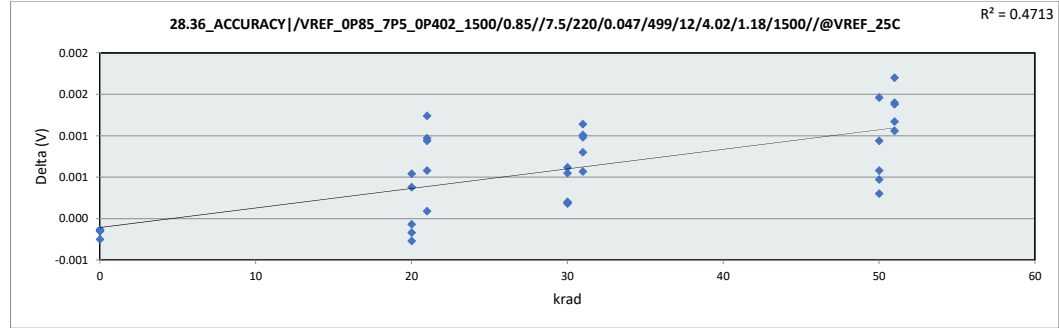


HDR Report  
TPS7H1111-SEP

**28.36\_ACCURACY|/VREF\_OP85**

Test Site	Dallas	Dallas
Tester	ETS-364	ETS-364
Test Number	EB6938	EB6938
Unit	V	V
Max Limit	1.221	1.221
Min Limit	1.19	1.19

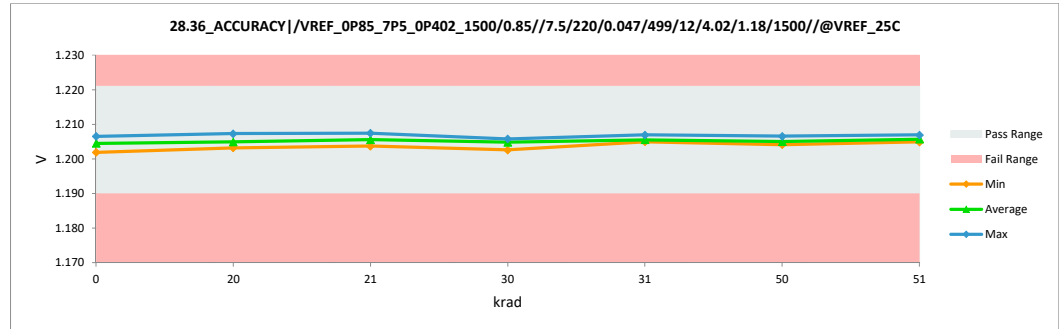
krad	Serial #	Pre	Post	Delta
21	1	1.204	1.205	0.001
21	2	1.205	1.206	0.001
21	3	1.204	1.204	0.000
21	4	1.207	1.207	0.001
21	5	1.205	1.206	0.001
20	17	1.203	1.204	0.000
20	19	1.205	1.204	0.000
20	20	1.203	1.203	0.000
20	21	1.206	1.206	0.001
20	23	1.207	1.207	0.000
31	6	1.204	1.205	0.001
31	7	1.206	1.207	0.001
31	8	1.204	1.205	0.001
31	9	1.204	1.205	0.001
31	10	1.204	1.205	0.001
30	24	1.202	1.203	0.000
30	25	1.205	1.205	0.000
30	26	1.205	1.206	0.001
30	27	1.205	1.205	0.001
30	29	1.205	1.205	0.000
51	11	1.204	1.205	0.001
51	12	1.204	1.205	0.001
51	13	1.204	1.206	0.002
51	15	1.206	1.207	0.001
51	16	1.204	1.206	0.001
50	30	1.206	1.207	0.001
50	32	1.203	1.204	0.001
50	39	1.205	1.205	0.000
50	40	1.203	1.204	0.001
50	41	1.204	1.204	0.000
0	61	1.207	1.206	0.000
0	62	1.202	1.202	0.000
0	63	1.206	1.206	0.000
0	64	1.203	1.203	0.000
Max		1.207	1.207	0.002
Average		1.205	1.205	0.001
Min		1.202	1.202	0.000
Std Dev		0.001	0.001	0.001



**28.36\_ACCURACY|/VREF\_OP85**

Test Site	Dallas
Tester	ETS-364
Test Number	EB6938
Max Limit	1.221
Min Limit	1.19

	0	20	21	30	31	50	51
LL	1.190	1.190	1.190	1.190	1.190	1.190	1.190
Min	1.202	1.203	1.204	1.203	1.205	1.204	1.205
Average	1.204	1.205	1.206	1.205	1.205	1.205	1.206
Max	1.206	1.207	1.207	1.206	1.207	1.207	1.207
UL	1.221	1.221	1.221	1.221	1.221	1.221	1.221



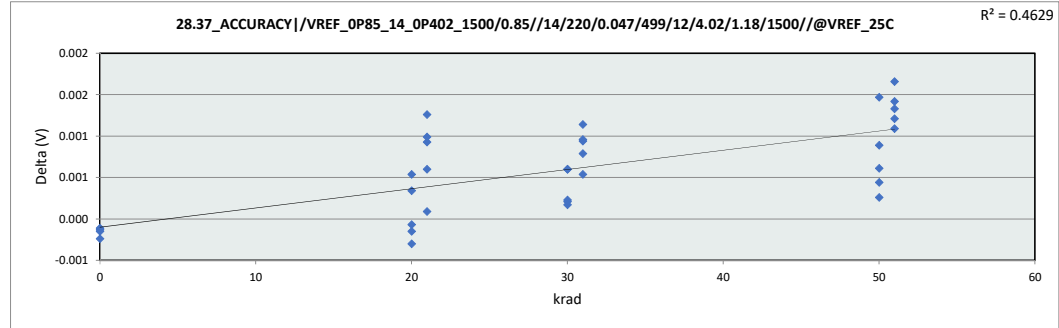


HDR Report  
TPS7H1111-SEP

28.37\_ACCURACY|/VREF\_OP85

Test Site	Dallas	Dallas
Tester	ETS-364	ETS-364
Test Number	EB6938	EB6938
Unit	V	V
Max Limit	1.221	1.221
Min Limit	1.19	1.19

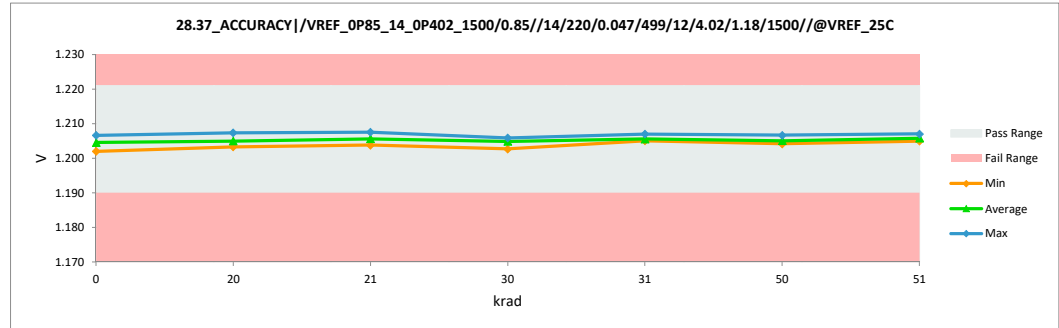
krad	Serial #	Pre	Post	Delta
21	1	1.204	1.205	0.001
21	2	1.205	1.206	0.001
21	3	1.204	1.204	0.000
21	4	1.207	1.208	0.001
21	5	1.205	1.206	0.001
20	17	1.203	1.204	0.000
20	19	1.205	1.204	0.000
20	20	1.203	1.203	0.000
20	21	1.206	1.206	0.001
20	23	1.207	1.207	0.000
31	6	1.204	1.205	0.001
31	7	1.206	1.207	0.001
31	8	1.204	1.205	0.001
31	9	1.204	1.205	0.001
31	10	1.204	1.205	0.001
30	24	1.202	1.203	0.000
30	25	1.205	1.205	0.000
30	26	1.205	1.206	0.001
30	27	1.205	1.205	0.001
30	29	1.205	1.205	0.000
51	11	1.204	1.205	0.001
51	12	1.204	1.205	0.001
51	13	1.204	1.206	0.002
51	15	1.206	1.207	0.001
51	16	1.204	1.206	0.001
50	30	1.206	1.207	0.001
50	32	1.203	1.204	0.001
50	39	1.205	1.206	0.000
50	40	1.203	1.204	0.001
50	41	1.204	1.204	0.000
0	61	1.207	1.207	0.000
0	62	1.202	1.202	0.000
0	63	1.206	1.206	0.000
0	64	1.204	1.203	0.000
Max		1.207	1.208	0.002
Average		1.205	1.205	0.001
Min		1.202	1.202	0.000
Std Dev		0.001	0.001	0.001



28.37\_ACCURACY|/VREF\_OP85

Test Site	Dallas
Tester	ETS-364
Test Number	EB6938
Max Limit	1.221
Min Limit	1.19

	0	20	21	30	31	50	51
LL	1.190	1.190	1.190	1.190	1.190	1.190	1.190
Min	1.202	1.203	1.204	1.203	1.205	1.204	1.205
Average	1.205	1.205	1.206	1.205	1.206	1.205	1.206
Max	1.207	1.207	1.208	1.206	1.207	1.207	1.207
UL	1.221	1.221	1.221	1.221	1.221	1.221	1.221

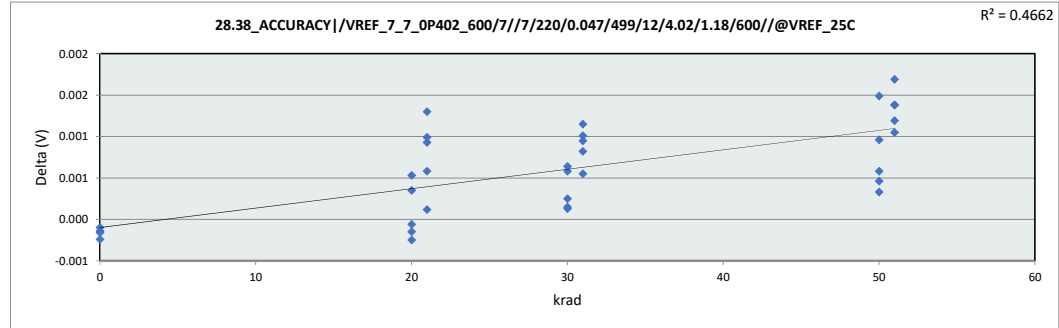


HDR Report  
TPS7H1111-SEP

28.38\_ACCURACY|VREF\_7\_7\_0

Test Site	Dallas	Dallas
Tester	ETS-364	ETS-364
Test Number	EB6938	EB6938
Unit	V	V
Max Limit	1.221	1.221
Min Limit	1.19	1.19

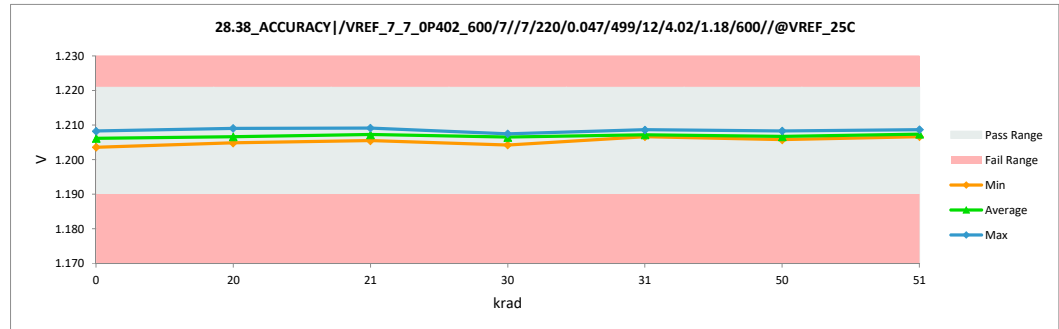
krad	Serial #	Pre	Post	Delta
21	1	1.205	1.206	0.001
21	2	1.207	1.208	0.001
21	3	1.205	1.205	0.000
21	4	1.209	1.209	0.001
21	5	1.206	1.208	0.001
20	17	1.205	1.205	0.000
20	19	1.206	1.206	0.000
20	20	1.205	1.205	0.000
20	21	1.207	1.208	0.001
20	23	1.209	1.209	0.000
31	6	1.206	1.207	0.001
31	7	1.208	1.209	0.001
31	8	1.206	1.207	0.001
31	9	1.206	1.207	0.001
31	10	1.206	1.207	0.001
30	24	1.204	1.204	0.000
30	25	1.207	1.207	0.000
30	26	1.207	1.207	0.001
30	27	1.206	1.207	0.001
30	29	1.207	1.207	0.000
51	11	1.205	1.207	0.001
51	12	1.206	1.207	0.001
51	13	1.206	1.208	0.002
51	15	1.207	1.209	0.001
51	16	1.206	1.207	0.001
50	30	1.208	1.208	0.001
50	32	1.205	1.206	0.001
50	39	1.207	1.207	0.000
50	40	1.204	1.206	0.001
50	41	1.206	1.206	0.000
0	61	1.208	1.208	0.000
0	62	1.204	1.204	0.000
0	63	1.208	1.208	0.000
0	64	1.205	1.205	0.000
Max		1.209	1.209	0.002
Average		1.206	1.207	0.001
Min		1.204	1.204	0.000
Std Dev		0.001	0.001	0.001



28.38\_ACCURACY|VREF\_7\_7

Test Site	Dallas
Tester	ETS-364
Test Number	EB6938
Max Limit	1.221
Min Limit	1.19

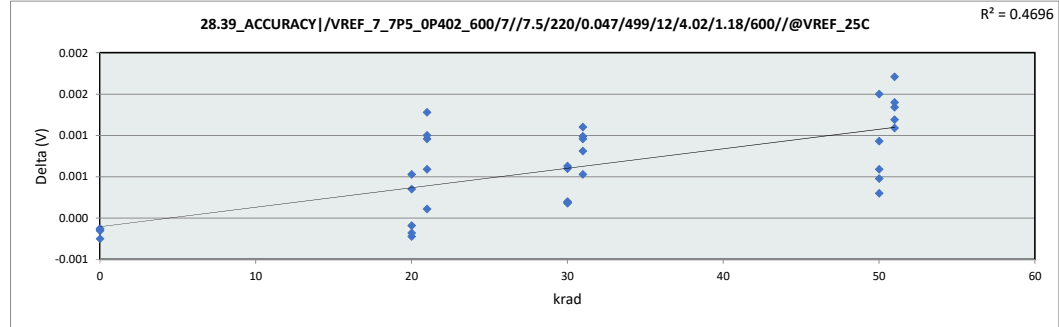
krad	0	20	21	30	31	50	51
LL	1.190	1.190	1.190	1.190	1.190	1.190	1.190
Min	1.204	1.205	1.205	1.204	1.207	1.206	1.207
Average	1.206	1.207	1.207	1.206	1.207	1.207	1.207
Max	1.208	1.209	1.209	1.207	1.209	1.208	1.209
UL	1.221	1.221	1.221	1.221	1.221	1.221	1.221



HDR Report  
TPS7H1111-SEP

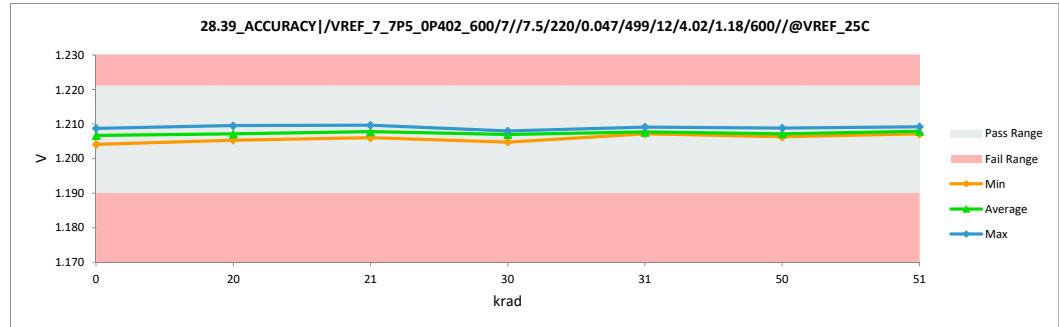
28.39_ACCURACY /VREF_7_7P5		
Test Site	Dallas	Dallas
Tester	ETS-364	ETS-364
Test Number	EB6938	EB6938
Unit	V	V
Max Limit	1.221	1.221
Min Limit	1.19	1.19

krad	Serial #	Pre	Post	Delta
21	1	1.206	1.207	0.001
21	2	1.207	1.208	0.001
21	3	1.206	1.206	0.000
21	4	1.209	1.210	0.001
21	5	1.207	1.208	0.001
20	17	1.205	1.206	0.000
20	19	1.207	1.207	0.000
20	20	1.206	1.205	0.000
20	21	1.208	1.208	0.001
20	23	1.210	1.209	0.000
31	6	1.206	1.207	0.001
31	7	1.209	1.209	0.001
31	8	1.206	1.207	0.001
31	9	1.206	1.207	0.001
31	10	1.206	1.207	0.001
30	24	1.205	1.205	0.000
30	25	1.207	1.207	0.000
30	26	1.207	1.208	0.001
30	27	1.207	1.208	0.001
30	29	1.207	1.207	0.000
51	11	1.206	1.207	0.001
51	12	1.206	1.207	0.001
51	13	1.207	1.208	0.002
51	15	1.208	1.209	0.001
51	16	1.206	1.208	0.001
50	30	1.208	1.209	0.001
50	32	1.206	1.206	0.001
50	39	1.207	1.208	0.000
50	40	1.205	1.206	0.002
50	41	1.206	1.207	0.000
0	61	1.209	1.209	0.000
0	62	1.204	1.204	0.000
0	63	1.209	1.208	0.000
0	64	1.206	1.205	0.000
Max		1.210	1.210	0.002
Average		1.207	1.207	0.001
Min		1.204	1.204	0.000
Std Dev		0.001	0.001	0.001



28.39_ACCURACY /VREF_7_7P5		
Test Site	Dallas	
Tester	ETS-364	
Test Number	EB6938	
Max Limit	1.221	V
Min Limit	1.19	V

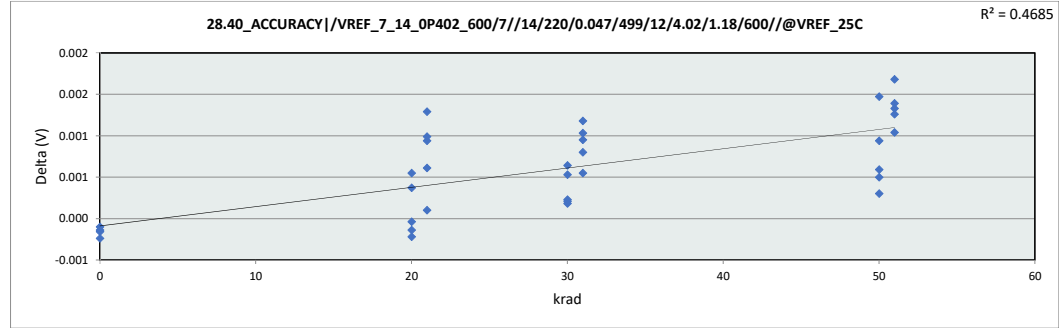
	0	20	21	30	31	50	51
LL	1.190	1.190	1.190	1.190	1.190	1.190	1.190
Min	1.204	1.205	1.206	1.205	1.207	1.206	1.207
Average	1.207	1.207	1.208	1.207	1.208	1.207	1.208
Max	1.209	1.210	1.210	1.208	1.209	1.209	1.209
UL	1.221	1.221	1.221	1.221	1.221	1.221	1.221



HDR Report  
TPS7H1111-SEP

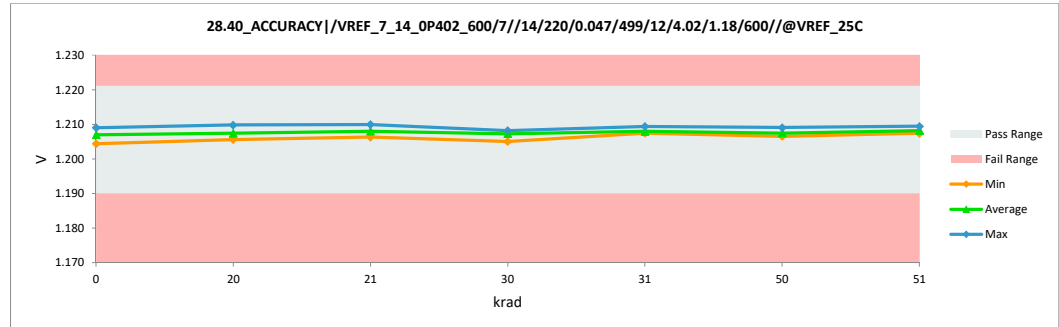
28.40_ACCURACY /VREF_7_14		
Test Site	Dallas	Dallas
Tester	ETS-364	ETS-364
Test Number	EB6938	EB6938
Unit	V	V
Max Limit	1.221	1.221
Min Limit	1.19	1.19

krad	Serial #	Pre	Post	Delta
21	1	1.206	1.207	0.001
21	2	1.207	1.208	0.001
21	3	1.206	1.206	0.000
21	4	1.209	1.210	0.001
21	5	1.207	1.208	0.001
20	17	1.206	1.206	0.000
20	19	1.207	1.207	0.000
20	20	1.206	1.206	0.000
20	21	1.208	1.209	0.001
20	23	1.210	1.210	0.000
31	6	1.207	1.208	0.001
31	7	1.209	1.209	0.001
31	8	1.207	1.208	0.001
31	9	1.207	1.208	0.001
31	10	1.206	1.207	0.001
30	24	1.205	1.205	0.000
30	25	1.207	1.208	0.001
30	26	1.208	1.208	0.001
30	27	1.207	1.208	0.001
30	29	1.207	1.208	0.001
51	11	1.206	1.207	0.001
51	12	1.207	1.208	0.001
51	13	1.207	1.209	0.002
51	15	1.208	1.209	0.001
51	16	1.207	1.208	0.001
50	30	1.208	1.209	0.001
50	32	1.206	1.207	0.001
50	39	1.207	1.208	0.001
50	40	1.205	1.207	0.001
50	41	1.207	1.207	0.000
0	61	1.209	1.209	0.000
0	62	1.205	1.204	0.000
0	63	1.209	1.209	0.000
0	64	1.206	1.206	0.000
Max		1.210	1.210	0.002
Average		1.207	1.208	0.001
Min		1.205	1.204	0.000
Std Dev		0.001	0.001	0.001



28.40_ACCURACY /VREF_7_14		
Test Site	Dallas	
Tester	ETS-364	
Test Number	EB6938	
Max Limit	1.221	V
Min Limit	1.19	V

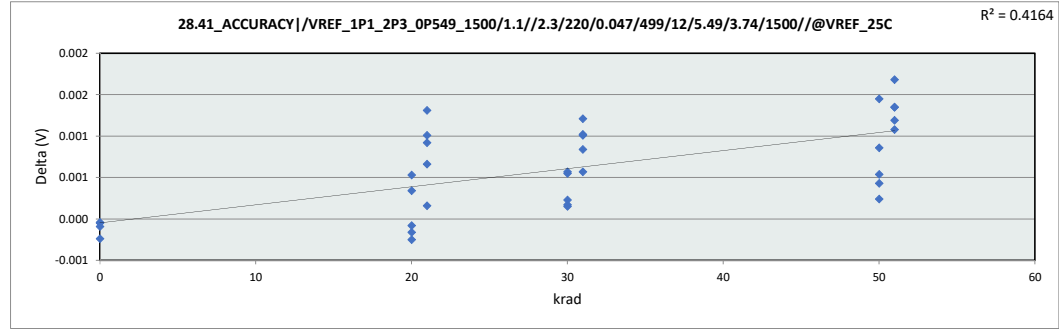
	0	20	21	30	31	50	51
LL	1.190	1.190	1.190	1.190	1.190	1.190	1.190
Min	1.204	1.206	1.206	1.205	1.207	1.207	1.207
Average	1.207	1.207	1.208	1.207	1.208	1.207	1.208
Max	1.209	1.210	1.210	1.208	1.209	1.209	1.209
UL	1.221	1.221	1.221	1.221	1.221	1.221	1.221



HDR Report  
TPS7H1111-SEP

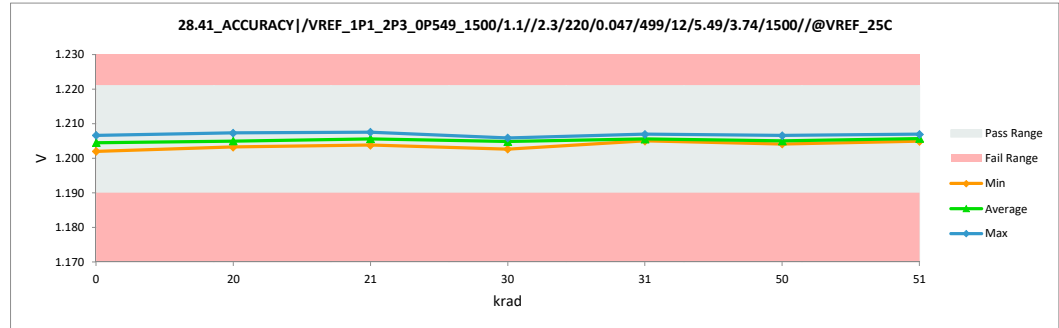
28.41_ACCURACY /VREF_1P1_2		
Test Site	Dallas	Dallas
Tester	ETS-364	ETS-364
Test Number	EB6938	EB6938
Unit	V	V
Max Limit	1.221	1.221
Min Limit	1.19	1.19

krad	Serial #	Pre	Post	Delta
21	1	1.204	1.205	0.001
21	2	1.205	1.206	0.001
21	3	1.204	1.204	0.000
21	4	1.207	1.208	0.001
21	5	1.205	1.206	0.001
20	17	1.203	1.204	0.000
20	19	1.205	1.204	0.000
20	20	1.203	1.203	0.000
20	21	1.206	1.206	0.001
20	23	1.207	1.207	0.000
31	6	1.204	1.205	0.001
31	7	1.206	1.207	0.001
31	8	1.204	1.205	0.001
31	9	1.204	1.205	0.001
31	10	1.204	1.205	0.001
30	24	1.202	1.203	0.000
30	25	1.205	1.205	0.000
30	26	1.205	1.206	0.001
30	27	1.205	1.205	0.001
30	29	1.205	1.205	0.000
51	11	1.204	1.205	0.001
51	12	1.204	1.205	0.001
51	13	1.204	1.206	0.002
51	15	1.206	1.207	0.001
51	16	1.204	1.206	0.001
50	30	1.206	1.207	0.001
50	32	1.203	1.204	0.001
50	39	1.205	1.206	0.000
50	40	1.203	1.204	0.001
50	41	1.204	1.204	0.000
0	61	1.207	1.207	0.000
0	62	1.202	1.202	0.000
0	63	1.206	1.206	0.000
0	64	1.203	1.203	0.000
Max		1.207	1.208	0.002
Average		1.205	1.205	0.001
Min		1.202	1.202	0.000
Std Dev		0.001	0.001	0.001



28.41_ACCURACY /VREF_1P1		
Test Site	Dallas	
Tester	ETS-364	
Test Number	EB6938	
Max Limit	1.221	V
Min Limit	1.19	V

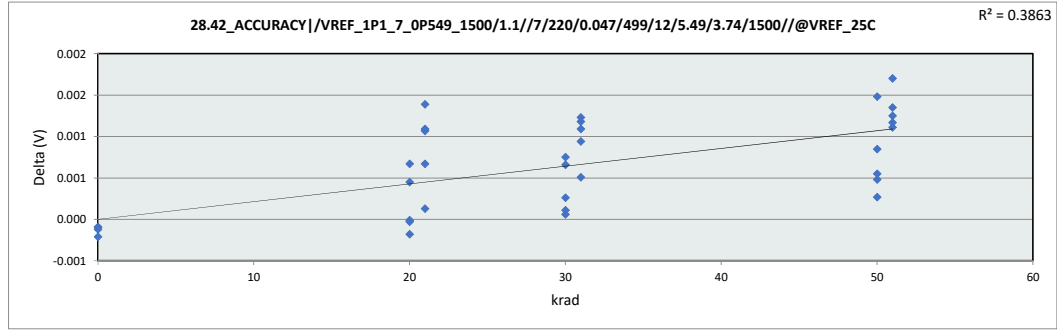
krad	0	20	21	30	31	50	51
LL	1.190	1.190	1.190	1.190	1.190	1.190	1.190
Min	1.202	1.203	1.204	1.203	1.205	1.204	1.205
Average	1.205	1.205	1.206	1.205	1.206	1.205	1.206
Max	1.207	1.207	1.208	1.206	1.207	1.207	1.207
UL	1.221	1.221	1.221	1.221	1.221	1.221	1.221



HDR Report  
TPS7H1111-SEP

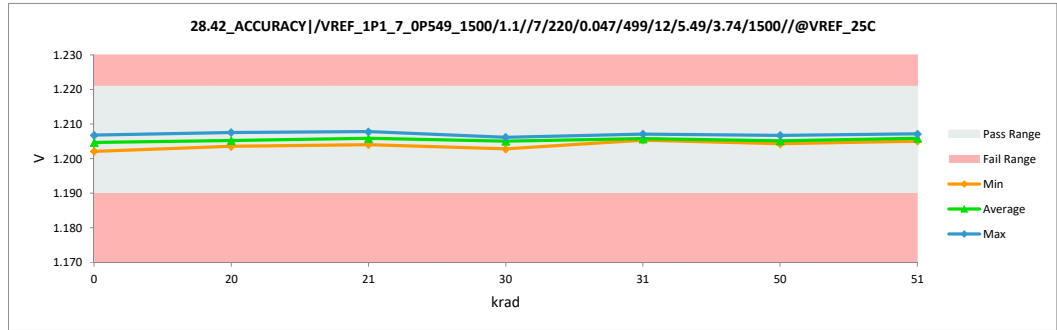
28.42_ACCURACY /VREF_1P1_7		
Test Site	Dallas	Dallas
Tester	ETS-364	ETS-364
Test Number	EB6938	EB6938
Unit	V	V
Max Limit	1.221	1.221
Min Limit	1.19	1.19

krad	Serial #	Pre	Post	Delta
21	1	1.204	1.205	0.001
21	2	1.205	1.206	0.001
21	3	1.204	1.204	0.000
21	4	1.207	1.208	0.001
21	5	1.205	1.206	0.001
20	17	1.203	1.204	0.000
20	19	1.205	1.205	0.000
20	20	1.204	1.204	0.000
20	21	1.206	1.206	0.001
20	23	1.208	1.208	0.000
31	6	1.204	1.205	0.001
31	7	1.207	1.207	0.001
31	8	1.204	1.206	0.001
31	9	1.204	1.205	0.001
31	10	1.204	1.205	0.001
30	24	1.203	1.203	0.000
30	25	1.205	1.205	0.000
30	26	1.205	1.206	0.001
30	27	1.205	1.206	0.001
30	29	1.205	1.205	0.000
51	11	1.204	1.205	0.001
51	12	1.204	1.205	0.001
51	13	1.205	1.206	0.002
51	15	1.206	1.207	0.001
51	16	1.204	1.206	0.001
50	30	1.206	1.207	0.001
50	32	1.204	1.205	0.001
50	39	1.205	1.206	0.000
50	40	1.203	1.204	0.001
50	41	1.204	1.205	0.000
0	61	1.207	1.207	0.000
0	62	1.202	1.202	0.000
0	63	1.207	1.207	0.000
0	64	1.204	1.203	0.000
Max		1.208	1.208	0.002
Average		1.205	1.205	0.001
Min		1.202	1.202	0.000
Std Dev		0.001	0.001	0.001



28.42_ACCURACY /VREF_1P1		
Test Site	Dallas	
Tester	ETS-364	
Test Number	EB6938	
Max Limit	1.221	V
Min Limit	1.19	V

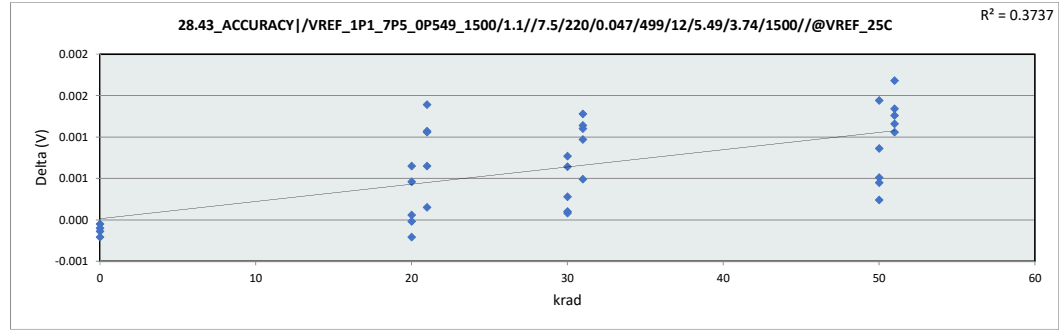
	0	20	21	30	31	50	51
LL	1.190	1.190	1.190	1.190	1.190	1.190	1.190
Min	1.202	1.204	1.204	1.203	1.205	1.204	1.205
Average	1.205	1.205	1.206	1.205	1.206	1.205	1.206
Max	1.207	1.208	1.208	1.206	1.207	1.207	1.207
UL	1.221	1.221	1.221	1.221	1.221	1.221	1.221



HDR Report  
TPS7H1111-SEP

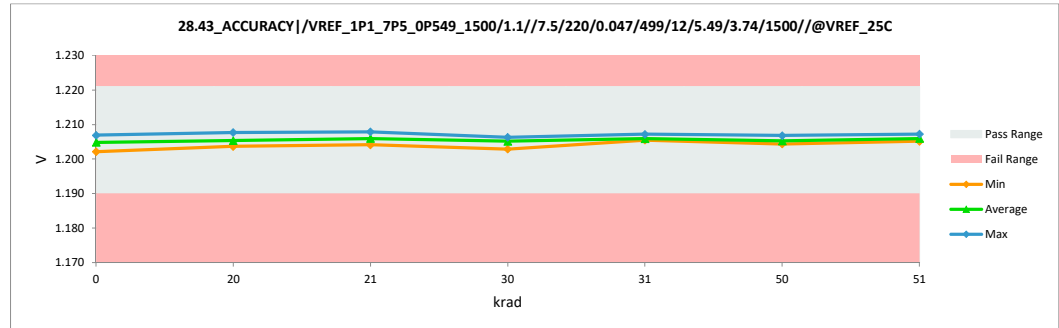
28.43_ACCURACY VREF_1P1_7		
Test Site	Dallas	Dallas
Tester	ETS-364	ETS-364
Test Number	EB6938	EB6938
Unit	V	V
Max Limit	1.221	1.221
Min Limit	1.19	1.19

krad	Serial #	Pre	Post	Delta
21	1	1.204	1.205	0.001
21	2	1.205	1.206	0.001
21	3	1.204	1.204	0.000
21	4	1.207	1.208	0.001
21	5	1.205	1.206	0.001
20	17	1.203	1.204	0.000
20	19	1.205	1.205	0.000
20	20	1.204	1.204	0.000
20	21	1.206	1.206	0.001
20	23	1.208	1.208	0.000
31	6	1.204	1.206	0.001
31	7	1.207	1.207	0.000
31	8	1.204	1.206	0.001
31	9	1.205	1.205	0.001
31	10	1.204	1.205	0.001
30	24	1.203	1.203	0.000
30	25	1.205	1.205	0.000
30	26	1.205	1.206	0.001
30	27	1.205	1.206	0.001
30	29	1.205	1.205	0.000
51	11	1.204	1.205	0.001
51	12	1.204	1.205	0.001
51	13	1.205	1.206	0.002
51	15	1.206	1.207	0.001
51	16	1.205	1.206	0.001
50	30	1.206	1.207	0.001
50	32	1.204	1.205	0.001
50	39	1.205	1.206	0.000
50	40	1.203	1.204	0.001
50	41	1.204	1.205	0.000
0	61	1.207	1.207	0.000
0	62	1.202	1.202	0.000
0	63	1.207	1.207	0.000
0	64	1.204	1.204	0.000
Max		1.208	1.208	0.002
Average		1.205	1.205	0.001
Min		1.202	1.202	0.000
Std Dev		0.001	0.001	0.001



28.43_ACCURACY VREF_1P1		
Test Site	Dallas	
Tester	ETS-364	
Test Number	EB6938	
Max Limit	1.221	V
Min Limit	1.19	V

	0	20	21	30	31	50	51
LL	1.190	1.190	1.190	1.190	1.190	1.190	1.190
Min	1.202	1.204	1.204	1.203	1.205	1.204	1.205
Average	1.205	1.205	1.206	1.205	1.206	1.205	1.206
Max	1.207	1.208	1.208	1.206	1.207	1.207	1.207
UL	1.221	1.221	1.221	1.221	1.221	1.221	1.221

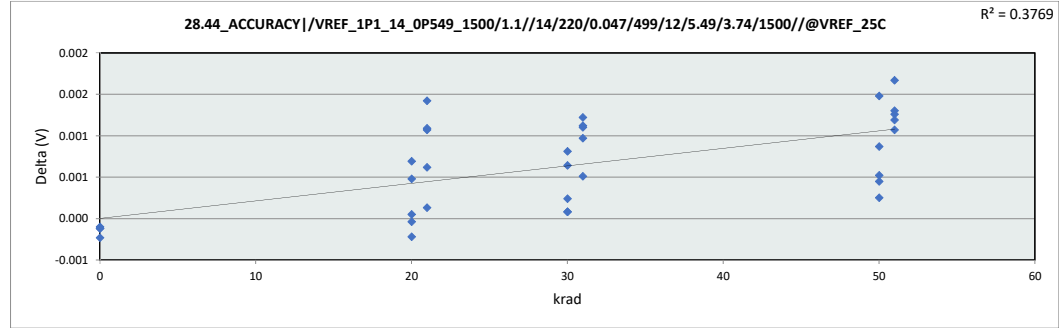


HDR Report  
TPS7H1111-SEP

28.44\_ACCURACY/VREF\_1P1\_1

Test Site	Dallas	Dallas
Tester	ETS-364	ETS-364
Test Number	EB6938	EB6938
Unit	V	V
Max Limit	1.221	1.221
Min Limit	1.19	1.19

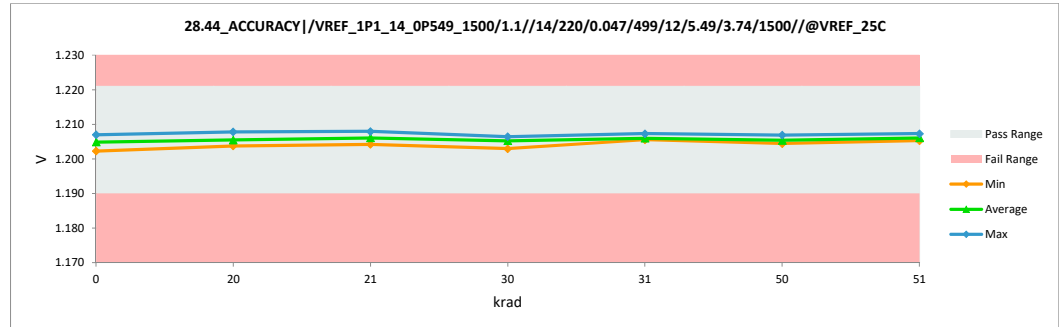
krad	Serial #	Pre	Post	Delta
21	1	1.204	1.205	0.001
21	2	1.205	1.206	0.001
21	3	1.204	1.204	0.000
21	4	1.207	1.208	0.001
21	5	1.205	1.206	0.001
20	17	1.204	1.204	0.000
20	19	1.205	1.205	0.000
20	20	1.204	1.204	0.000
20	21	1.206	1.207	0.001
20	23	1.208	1.208	0.000
31	6	1.205	1.206	0.001
31	7	1.207	1.207	0.001
31	8	1.205	1.206	0.001
31	9	1.205	1.206	0.001
31	10	1.204	1.206	0.001
30	24	1.203	1.203	0.000
30	25	1.205	1.205	0.000
30	26	1.206	1.206	0.001
30	27	1.205	1.206	0.001
30	29	1.205	1.206	0.000
51	11	1.204	1.205	0.001
51	12	1.204	1.206	0.001
51	13	1.205	1.206	0.002
51	15	1.206	1.207	0.001
51	16	1.205	1.206	0.001
50	30	1.206	1.207	0.001
50	32	1.204	1.205	0.001
50	39	1.205	1.206	0.000
50	40	1.203	1.204	0.001
50	41	1.205	1.205	0.000
0	61	1.207	1.207	0.000
0	62	1.202	1.202	0.000
0	63	1.207	1.207	0.000
0	64	1.204	1.204	0.000
Max		1.208	1.208	0.002
Average		1.205	1.206	0.001
Min		1.202	1.202	0.000
Std Dev		0.001	0.001	0.001



28.44\_ACCURACY/VREF\_1P1

Test Site	Dallas
Tester	ETS-364
Test Number	EB6938
Max Limit	1.221
Min Limit	1.19

	0	20	21	30	31	50	51
LL	1.190	1.190	1.190	1.190	1.190	1.190	1.190
Min	1.202	1.204	1.204	1.203	1.206	1.204	1.205
Average	1.205	1.205	1.206	1.205	1.206	1.205	1.206
Max	1.207	1.208	1.208	1.206	1.207	1.207	1.207
UL	1.221	1.221	1.221	1.221	1.221	1.221	1.221

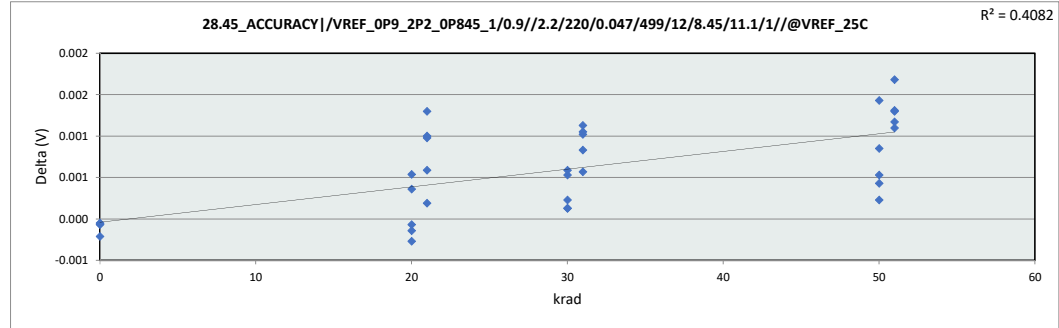




HDR Report  
TPS7H1111-SEP

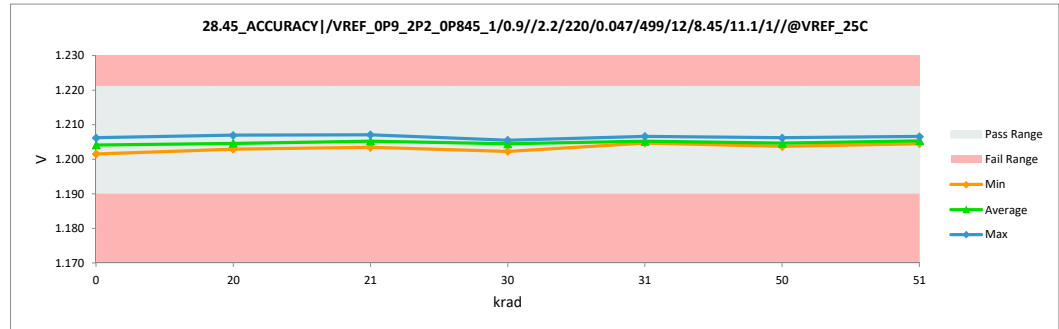
28.45_ACCURACY /VREF_OP9_2		
Test Site	Dallas	Dallas
Tester	ETS-364	ETS-364
Test Number	EB6938	EB6938
Unit	V	V
Max Limit	1.221	1.221
Min Limit	1.19	1.19

krad	Serial #	Pre	Post	Delta
21	1	1.203	1.204	0.001
21	2	1.205	1.206	0.001
21	3	1.203	1.203	0.000
21	4	1.207	1.207	0.001
21	5	1.204	1.206	0.001
20	17	1.203	1.203	0.000
20	19	1.204	1.204	0.000
20	20	1.203	1.203	0.000
20	21	1.205	1.206	0.001
20	23	1.207	1.207	0.000
31	6	1.204	1.205	0.001
31	7	1.206	1.207	0.001
31	8	1.204	1.205	0.001
31	9	1.204	1.205	0.001
31	10	1.204	1.205	0.001
30	24	1.202	1.202	0.000
30	25	1.205	1.205	0.000
30	26	1.205	1.206	0.001
30	27	1.204	1.205	0.001
30	29	1.205	1.205	0.000
51	11	1.203	1.204	0.001
51	12	1.204	1.205	0.001
51	13	1.204	1.206	0.002
51	15	1.205	1.207	0.001
51	16	1.204	1.205	0.001
50	30	1.206	1.206	0.001
50	32	1.203	1.204	0.001
50	39	1.205	1.205	0.000
50	40	1.202	1.204	0.001
50	41	1.204	1.204	0.000
0	61	1.206	1.206	0.000
0	62	1.202	1.202	0.000
0	63	1.206	1.206	0.000
0	64	1.203	1.203	0.000
Max		1.207	1.207	0.002
Average		1.204	1.205	0.001
Min		1.202	1.202	0.000
Std Dev		0.001	0.001	0.001



28.45_ACCURACY /VREF_OP9		
Test Site	Dallas	
Tester	ETS-364	
Test Number	EB6938	
Max Limit	1.221	V
Min Limit	1.19	V

krad	0	20	21	30	31	50	51
LL	1.190	1.190	1.190	1.190	1.190	1.190	1.190
Min	1.202	1.203	1.203	1.202	1.205	1.204	1.205
Average	1.204	1.205	1.205	1.204	1.205	1.205	1.205
Max	1.206	1.207	1.207	1.206	1.207	1.206	1.207
UL	1.221	1.221	1.221	1.221	1.221	1.221	1.221

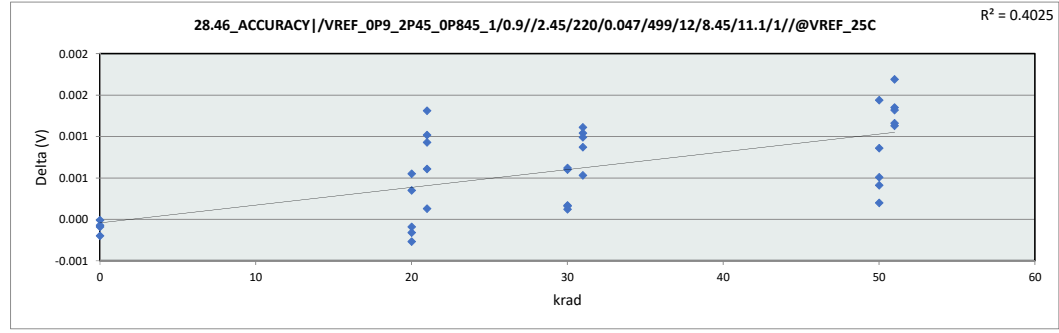


HDR Report  
TPS7H1111-SEP

28.46\_ACCURACY|VREF\_OP9\_2

Test Site	Dallas	Dallas
Tester	ETS-364	ETS-364
Test Number	EB6938	EB6938
Unit	V	V
Max Limit	1.221	1.221
Min Limit	1.19	1.19

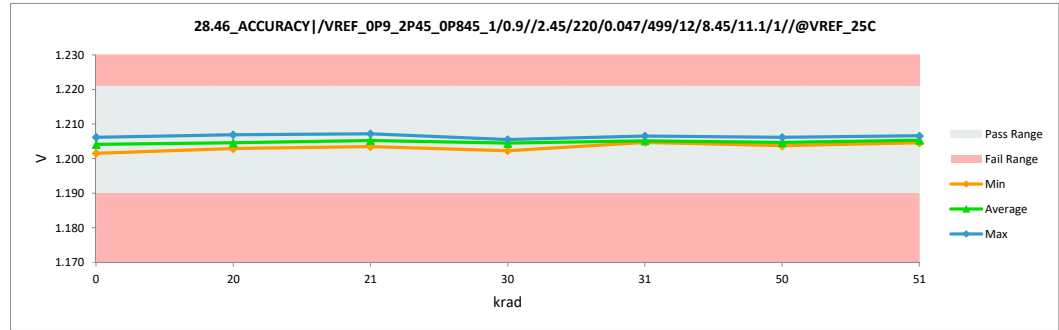
krad	Serial #	Pre	Post	Delta
21	1	1.203	1.204	0.001
21	2	1.205	1.206	0.001
21	3	1.203	1.203	0.000
21	4	1.207	1.207	0.001
21	5	1.204	1.206	0.001
20	17	1.203	1.203	0.000
20	19	1.204	1.204	0.000
20	20	1.203	1.203	0.000
20	21	1.205	1.206	0.001
20	23	1.207	1.207	0.000
31	6	1.204	1.205	0.001
31	7	1.206	1.207	0.001
31	8	1.204	1.205	0.001
31	9	1.204	1.205	0.001
31	10	1.204	1.205	0.001
30	24	1.202	1.202	0.000
30	25	1.205	1.205	0.000
30	26	1.205	1.206	0.001
30	27	1.204	1.205	0.001
30	29	1.205	1.205	0.000
51	11	1.203	1.205	0.001
51	12	1.204	1.205	0.001
51	13	1.204	1.206	0.002
51	15	1.205	1.207	0.001
51	16	1.204	1.205	0.001
50	30	1.206	1.206	0.001
50	32	1.203	1.204	0.001
50	39	1.205	1.205	0.000
50	40	1.202	1.204	0.001
50	41	1.204	1.204	0.000
0	61	1.206	1.206	0.000
0	62	1.202	1.202	0.000
0	63	1.206	1.206	0.000
0	64	1.203	1.203	0.000
Max		1.207	1.207	0.002
Average		1.204	1.205	0.001
Min		1.202	1.202	0.000
Std Dev		0.001	0.001	0.001



28.46\_ACCURACY|VREF\_OP9

Test Site	Dallas
Tester	ETS-364
Test Number	EB6938
Max Limit	1.221
Min Limit	1.19

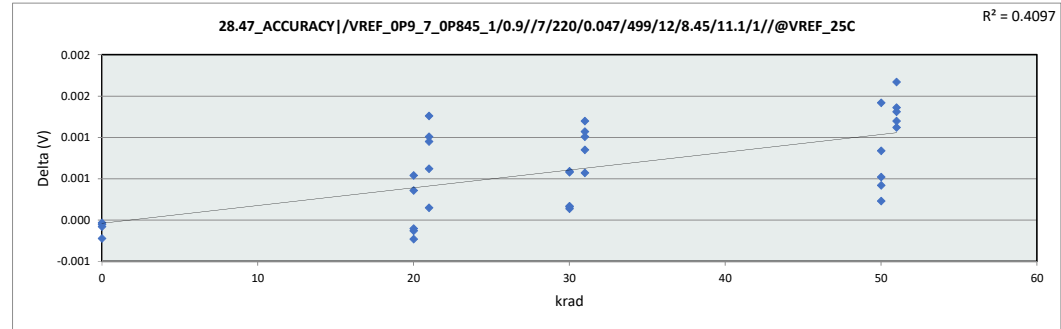
krad	0	20	21	30	31	50	51
LL	1.190	1.190	1.190	1.190	1.190	1.190	1.190
Min	1.202	1.203	1.203	1.202	1.205	1.204	1.205
Average	1.204	1.205	1.205	1.204	1.205	1.205	1.205
Max	1.206	1.207	1.207	1.206	1.207	1.206	1.207
UL	1.221	1.221	1.221	1.221	1.221	1.221	1.221



# HDR Report TPS7H1111-SEP

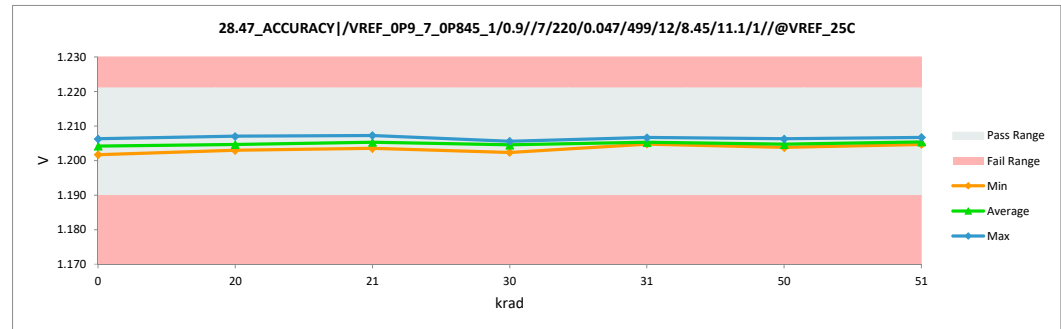
28.47_ACCURACY /VREF_OP9_7		
Test Site	Dallas	Dallas
Tester	ETS-364	ETS-364
Test Number	EB6938	EB6938
Unit	V	V
Max Limit	1.221	1.221
Min Limit	1.19	1.19

krad	Serial #	Pre	Post	Delta
21	1	1.204	1.204	0.001
21	2	1.205	1.206	0.001
21	3	1.203	1.203	0.000
21	4	1.207	1.207	0.001
21	5	1.204	1.206	0.001
20	17	1.203	1.203	0.000
20	19	1.204	1.204	0.000
20	20	1.203	1.203	0.000
20	21	1.205	1.206	0.001
20	23	1.207	1.207	0.000
31	6	1.204	1.205	0.001
31	7	1.206	1.207	0.001
31	8	1.204	1.205	0.001
31	9	1.204	1.205	0.001
31	10	1.204	1.205	0.001
30	24	1.202	1.202	0.000
30	25	1.205	1.205	0.000
30	26	1.205	1.206	0.001
30	27	1.204	1.205	0.001
30	29	1.205	1.205	0.000
51	11	1.203	1.205	0.001
51	12	1.204	1.205	0.001
51	13	1.204	1.206	0.002
51	15	1.205	1.207	0.001
51	16	1.204	1.205	0.001
50	30	1.206	1.206	0.001
50	32	1.203	1.204	0.001
50	39	1.205	1.205	0.000
50	40	1.202	1.204	0.001
50	41	1.204	1.204	0.000
0	61	1.206	1.206	0.000
0	62	1.202	1.202	0.000
0	63	1.206	1.206	0.000
0	64	1.203	1.203	0.000
Max		1.207	1.207	0.002
Average		1.204	1.205	0.001
Min		1.202	1.202	0.000
Std Dev		0.001	0.001	0.001



28.47_ACCURACY /VREF_OP9		
Test Site	Dallas	
Tester	ETS-364	
Test Number	EB6938	
Max Limit	1.221	V
Min Limit	1.19	V

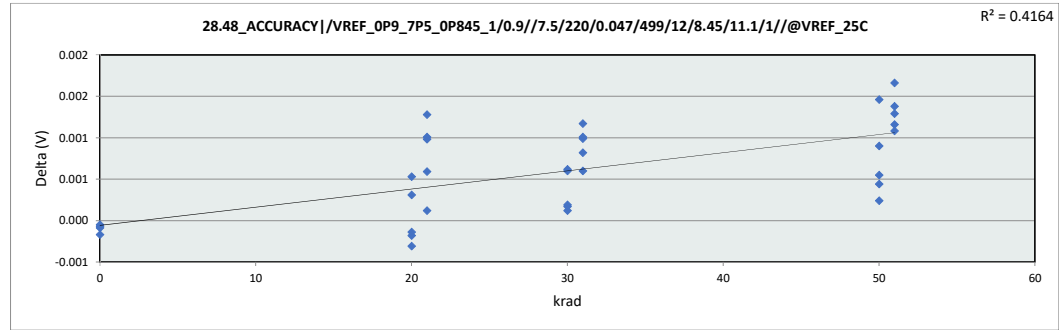
	0	20	21	30	31	50	51
LL	1.190	1.190	1.190	1.190	1.190	1.190	1.190
Min	1.202	1.203	1.203	1.202	1.205	1.204	1.205
Average	1.204	1.205	1.205	1.205	1.205	1.205	1.205
Max	1.206	1.207	1.207	1.206	1.207	1.206	1.207
UL	1.221	1.221	1.221	1.221	1.221	1.221	1.221



HDR Report  
TPS7H1111-SEP

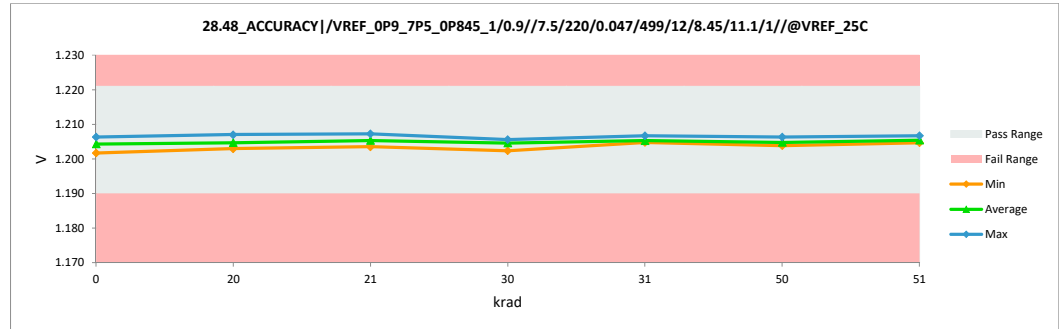
28.48_ACCURACY /VREF_OP9_7		
Test Site	Dallas	Dallas
Tester	ETS-364	ETS-364
Test Number	EB6938	EB6938
Unit	V	V
Max Limit	1.221	1.221
Min Limit	1.19	1.19

krad	Serial #	Pre	Post	Delta
21	1	1.204	1.204	0.001
21	2	1.205	1.206	0.001
21	3	1.203	1.203	0.000
21	4	1.207	1.207	0.001
21	5	1.204	1.206	0.001
20	17	1.203	1.203	0.000
20	19	1.204	1.204	0.000
20	20	1.203	1.203	0.000
20	21	1.205	1.206	0.001
20	23	1.207	1.207	0.000
31	6	1.204	1.205	0.001
31	7	1.206	1.207	0.001
31	8	1.204	1.205	0.001
31	9	1.204	1.205	0.001
31	10	1.204	1.205	0.001
30	24	1.202	1.202	0.000
30	25	1.205	1.205	0.000
30	26	1.205	1.206	0.001
30	27	1.204	1.205	0.001
30	29	1.205	1.205	0.000
51	11	1.203	1.205	0.001
51	12	1.204	1.205	0.001
51	13	1.204	1.206	0.002
51	15	1.205	1.207	0.001
51	16	1.204	1.205	0.001
50	30	1.206	1.206	0.001
50	32	1.203	1.204	0.001
50	39	1.205	1.205	0.000
50	40	1.202	1.204	0.001
50	41	1.204	1.204	0.000
0	61	1.206	1.206	0.000
0	62	1.202	1.202	0.000
0	63	1.206	1.206	0.000
0	64	1.203	1.203	0.000
Max		1.207	1.207	0.002
Average		1.204	1.205	0.001
Min		1.202	1.202	0.000
Std Dev		0.001	0.001	0.001



28.48_ACCURACY /VREF_OP9		
Test Site	Dallas	
Tester	ETS-364	
Test Number	EB6938	
Max Limit	1.221	V
Min Limit	1.19	V

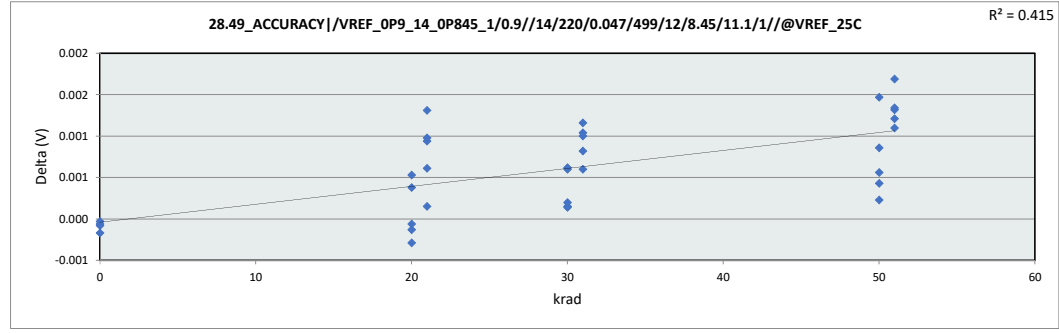
krad	0	20	21	30	31	50	51
LL	1.190	1.190	1.190	1.190	1.190	1.190	1.190
Min	1.202	1.203	1.203	1.202	1.205	1.204	1.205
Average	1.204	1.205	1.205	1.205	1.205	1.205	1.205
Max	1.206	1.207	1.207	1.206	1.207	1.206	1.207
UL	1.221	1.221	1.221	1.221	1.221	1.221	1.221



HDR Report  
TPS7H1111-SEP

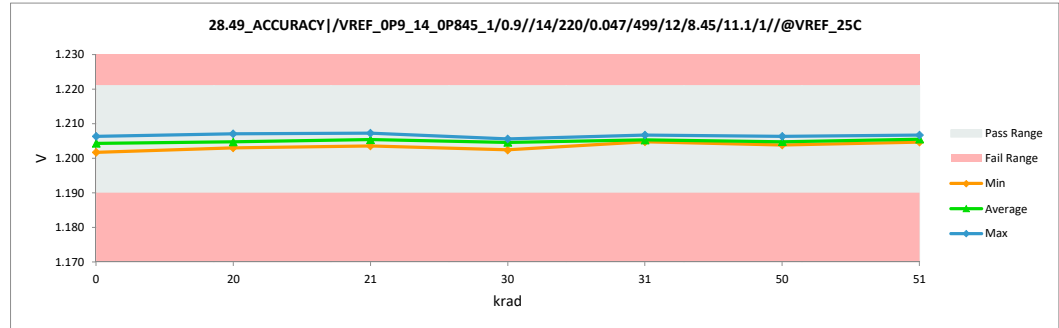
28.49_ACCURACY /VREF_OP9_1		
Test Site	Dallas	Dallas
Tester	ETS-364	ETS-364
Test Number	EB6938	EB6938
Unit	V	V
Max Limit	1.221	1.221
Min Limit	1.19	1.19

krad	Serial #	Pre	Post	Delta
21	1	1.204	1.204	0.001
21	2	1.205	1.206	0.001
21	3	1.203	1.204	0.000
21	4	1.207	1.207	0.001
21	5	1.204	1.206	0.001
20	17	1.203	1.203	0.000
20	19	1.204	1.204	0.000
20	20	1.203	1.203	0.000
20	21	1.205	1.206	0.001
20	23	1.207	1.207	0.000
31	6	1.204	1.205	0.001
31	7	1.206	1.207	0.001
31	8	1.204	1.205	0.001
31	9	1.204	1.205	0.001
31	10	1.204	1.205	0.001
30	24	1.202	1.202	0.000
30	25	1.205	1.205	0.000
30	26	1.205	1.206	0.001
30	27	1.204	1.205	0.001
30	29	1.205	1.205	0.000
51	11	1.203	1.205	0.001
51	12	1.204	1.205	0.001
51	13	1.204	1.206	0.002
51	15	1.205	1.207	0.001
51	16	1.204	1.205	0.001
50	30	1.206	1.206	0.001
50	32	1.203	1.204	0.001
50	39	1.205	1.205	0.000
50	40	1.202	1.204	0.001
50	41	1.204	1.204	0.000
0	61	1.206	1.206	0.000
0	62	1.202	1.202	0.000
0	63	1.206	1.206	0.000
0	64	1.203	1.203	0.000
Max		1.207	1.207	0.002
Average		1.204	1.205	0.001
Min		1.202	1.202	0.000
Std Dev		0.001	0.001	0.001



28.49_ACCURACY /VREF_OP9		
Test Site	Dallas	
Tester	ETS-364	
Test Number	EB6938	
Max Limit	1.221	V
Min Limit	1.19	V

krad	0	20	21	30	31	50	51
LL	1.190	1.190	1.190	1.190	1.190	1.190	1.190
Min	1.202	1.203	1.204	1.202	1.205	1.204	1.205
Average	1.204	1.205	1.205	1.205	1.205	1.205	1.205
Max	1.206	1.207	1.207	1.206	1.207	1.206	1.207
UL	1.221	1.221	1.221	1.221	1.221	1.221	1.221

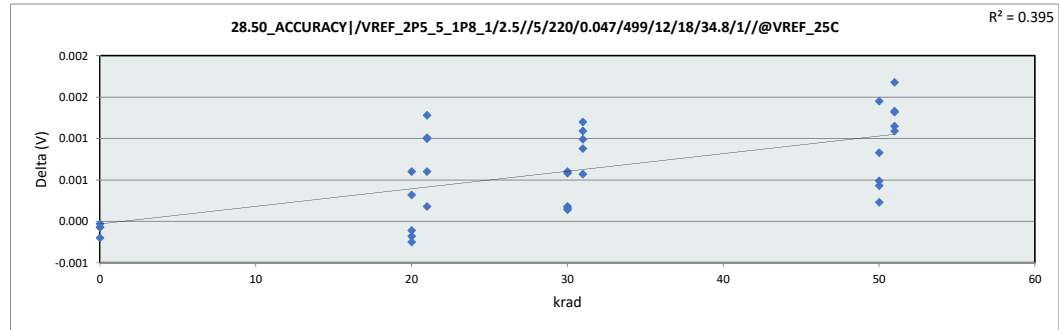


# HDR Report TPS7H1111-SEP

## 28.50\_ACCURACY|VREF\_2P5\_5

Test Site	Dallas	Dallas
Tester	ETS-364	ETS-364
Test Number	EB6938	EB6938
Unit	V	V
Max Limit	1.221	1.221
Min Limit	1.19	1.19

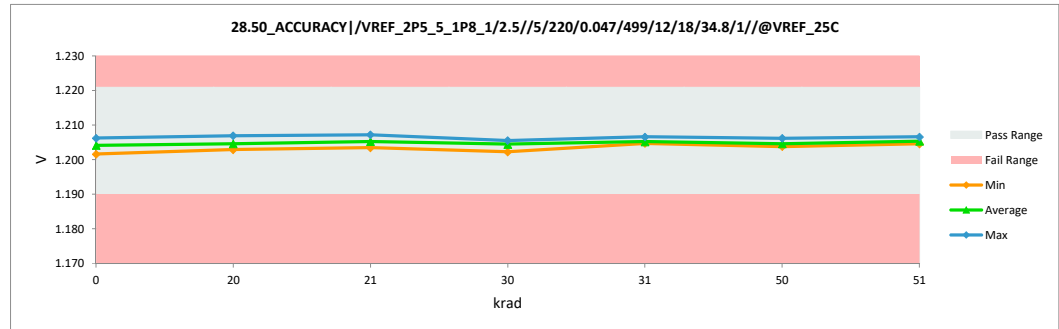
krad	Serial #	Pre	Post	Delta
21	1	1.203	1.204	0.001
21	2	1.205	1.206	0.001
21	3	1.203	1.203	0.000
21	4	1.207	1.207	0.001
21	5	1.204	1.206	0.001
20	17	1.203	1.203	0.000
20	19	1.204	1.204	0.000
20	20	1.203	1.203	0.000
20	21	1.205	1.206	0.001
20	23	1.207	1.207	0.000
31	6	1.204	1.205	0.001
31	7	1.206	1.207	0.001
31	8	1.204	1.205	0.001
31	9	1.204	1.205	0.001
31	10	1.204	1.205	0.001
30	24	1.202	1.202	0.000
30	25	1.205	1.205	0.000
30	26	1.205	1.206	0.001
30	27	1.204	1.205	0.001
30	29	1.205	1.205	0.000
51	11	1.203	1.205	0.001
51	12	1.204	1.205	0.001
51	13	1.204	1.206	0.002
51	15	1.205	1.207	0.001
51	16	1.204	1.205	0.001
50	30	1.206	1.206	0.000
50	32	1.203	1.204	0.001
50	39	1.205	1.205	0.000
50	40	1.202	1.204	0.001
50	41	1.204	1.204	0.000
0	61	1.206	1.206	0.000
0	62	1.202	1.202	0.000
0	63	1.206	1.206	0.000
0	64	1.203	1.203	0.000
Max		1.207	1.207	0.002
Average		1.204	1.205	0.001
Min		1.202	1.202	0.000
Std Dev		0.001	0.001	0.001



## 28.50\_ACCURACY|VREF\_2P5

Test Site	Dallas
Tester	ETS-364
Test Number	EB6938
Max Limit	1.221
Min Limit	1.19

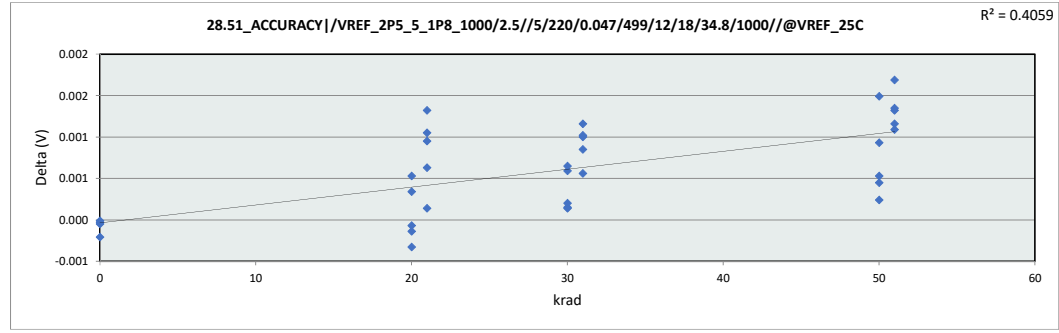
	0	20	21	30	31	50	51
LL	1.190	1.190	1.190	1.190	1.190	1.190	1.190
Min	1.202	1.203	1.203	1.202	1.205	1.204	1.205
Average	1.204	1.205	1.205	1.204	1.205	1.205	1.205
Max	1.206	1.207	1.207	1.206	1.207	1.206	1.207
UL	1.221	1.221	1.221	1.221	1.221	1.221	1.221



HDR Report  
TPS7H1111-SEP

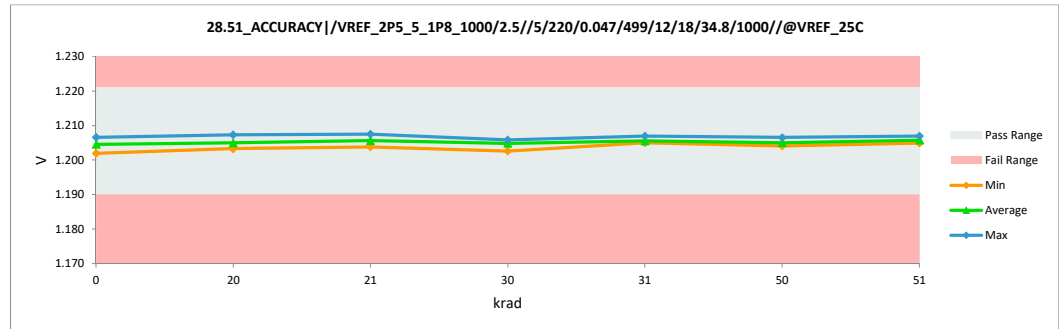
28.51_ACCURACY /VREF_2P5_5		
Test Site	Dallas	Dallas
Tester	ETS-364	ETS-364
Test Number	EB6938	EB6938
Unit	V	V
Max Limit	1.221	1.221
Min Limit	1.19	1.19

krad	Serial #	Pre	Post	Delta
21	1	1.204	1.205	0.001
21	2	1.205	1.206	0.001
21	3	1.204	1.204	0.000
21	4	1.207	1.208	0.001
21	5	1.205	1.206	0.001
20	17	1.203	1.204	0.000
20	19	1.205	1.204	0.000
20	20	1.203	1.203	0.000
20	21	1.206	1.206	0.001
20	23	1.207	1.207	0.000
31	6	1.204	1.205	0.001
31	7	1.206	1.207	0.001
31	8	1.204	1.205	0.001
31	9	1.204	1.205	0.001
31	10	1.204	1.205	0.001
30	24	1.202	1.203	0.000
30	25	1.205	1.205	0.000
30	26	1.205	1.206	0.001
30	27	1.205	1.205	0.001
30	29	1.205	1.205	0.000
51	11	1.204	1.205	0.001
51	12	1.204	1.205	0.001
51	13	1.204	1.206	0.002
51	15	1.206	1.207	0.001
51	16	1.204	1.206	0.001
50	30	1.206	1.207	0.001
50	32	1.203	1.204	0.001
50	39	1.205	1.205	0.000
50	40	1.203	1.204	0.001
50	41	1.204	1.204	0.000
0	61	1.207	1.207	0.000
0	62	1.202	1.202	0.000
0	63	1.206	1.206	0.000
0	64	1.203	1.203	0.000
	Max	1.207	1.208	0.002
	Average	1.205	1.205	0.001
	Min	1.202	1.202	0.000
	Std Dev	0.001	0.001	0.001



28.51_ACCURACY /VREF_2P5_5		
Test Site	Dallas	
Tester	ETS-364	
Test Number	EB6938	
Max Limit	1.221	V
Min Limit	1.19	V

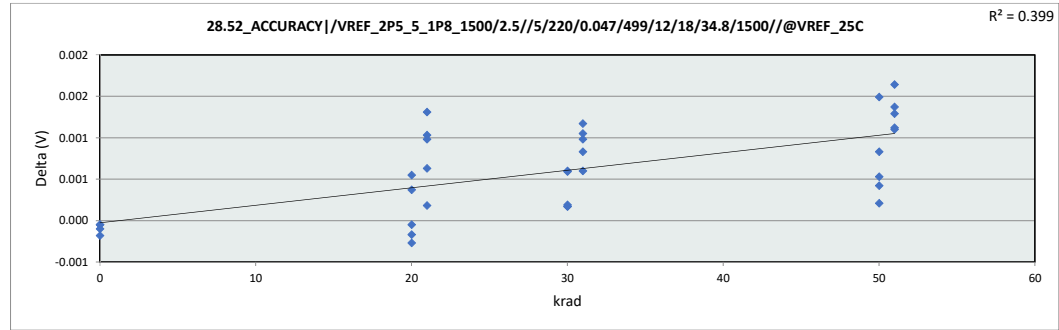
	0	20	21	30	31	50	51
LL	1.190	1.190	1.190	1.190	1.190	1.190	1.190
Min	1.202	1.203	1.204	1.203	1.205	1.204	1.205
Average	1.205	1.205	1.206	1.205	1.206	1.205	1.206
Max	1.207	1.207	1.208	1.206	1.207	1.207	1.207
UL	1.221	1.221	1.221	1.221	1.221	1.221	1.221



HDR Report  
TPS7H1111-SEP

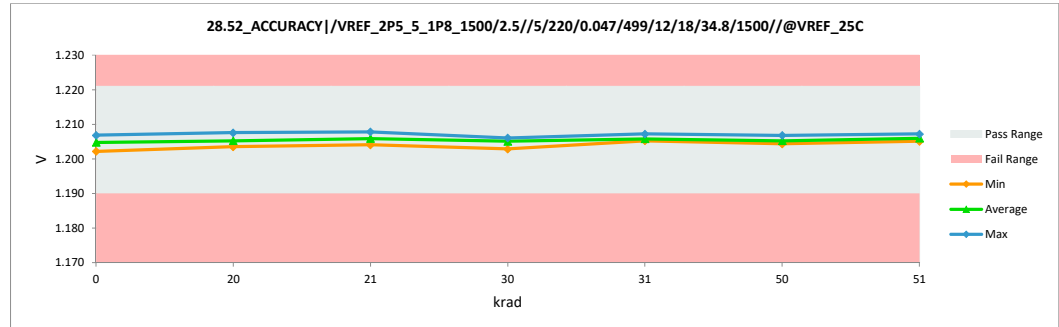
28.52_ACCURACY /VREF_2P5_5		
Test Site	Dallas	Dallas
Tester	ETS-364	ETS-364
Test Number	EB6938	EB6938
Unit	V	V
Max Limit	1.221	1.221
Min Limit	1.19	1.19

krad	Serial #	Pre	Post	Delta
21	1	1.204	1.205	0.001
21	2	1.205	1.206	0.001
21	3	1.204	1.204	0.000
21	4	1.207	1.208	0.001
21	5	1.205	1.206	0.001
20	17	1.203	1.204	0.000
20	19	1.205	1.205	0.000
20	20	1.204	1.203	0.000
20	21	1.206	1.206	0.001
20	23	1.208	1.208	0.000
31	6	1.204	1.205	0.001
31	7	1.207	1.207	0.001
31	8	1.204	1.206	0.001
31	9	1.205	1.205	0.001
31	10	1.204	1.205	0.001
30	24	1.203	1.203	0.000
30	25	1.205	1.205	0.000
30	26	1.205	1.206	0.001
30	27	1.205	1.206	0.001
30	29	1.205	1.205	0.000
51	11	1.204	1.205	0.001
51	12	1.204	1.205	0.001
51	13	1.205	1.206	0.002
51	15	1.206	1.207	0.001
51	16	1.204	1.206	0.001
50	30	1.206	1.207	0.001
50	32	1.204	1.205	0.001
50	39	1.205	1.206	0.000
50	40	1.203	1.204	0.001
50	41	1.204	1.205	0.000
0	61	1.207	1.207	0.000
0	62	1.202	1.202	0.000
0	63	1.207	1.207	0.000
0	64	1.204	1.203	0.000
	Max	1.208	1.208	0.002
	Average	1.205	1.205	0.001
	Min	1.202	1.202	0.000
	Std Dev	0.001	0.001	0.001



28.52_ACCURACY /VREF_2P5_5		
Test Site	Dallas	
Tester	ETS-364	
Test Number	EB6938	
Max Limit	1.221	V
Min Limit	1.19	V

	0	20	21	30	31	50	51
LL	1.190	1.190	1.190	1.190	1.190	1.190	1.190
Min	1.202	1.203	1.204	1.203	1.205	1.204	1.205
Average	1.205	1.205	1.206	1.205	1.206	1.205	1.206
Max	1.207	1.208	1.208	1.206	1.207	1.207	1.207
UL	1.221	1.221	1.221	1.221	1.221	1.221	1.221

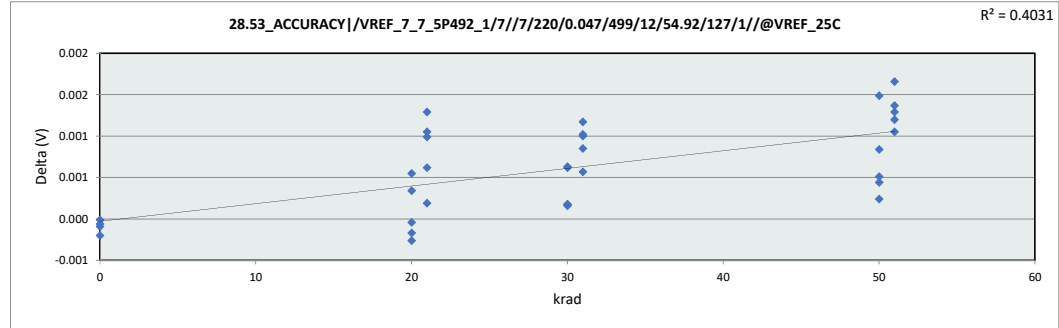




HDR Report  
TPS7H1111-SEP

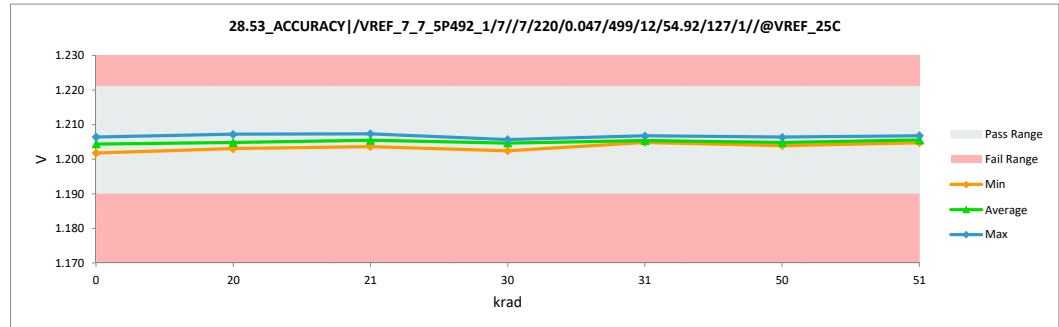
28.53_ACCURACY VREF_7_7_5		
Test Site	Dallas	Dallas
Tester	ETS-364	ETS-364
Test Number	EB6938	EB6938
Unit	V	V
Max Limit	1.221	1.221
Min Limit	1.19	1.19

krad	Serial #	Pre	Post	Delta
21	1	1.204	1.205	0.001
21	2	1.205	1.206	0.001
21	3	1.203	1.204	0.000
21	4	1.207	1.207	0.001
21	5	1.204	1.206	0.001
20	17	1.203	1.203	0.000
20	19	1.205	1.204	0.000
20	20	1.203	1.203	0.000
20	21	1.205	1.206	0.001
20	23	1.207	1.207	0.000
31	6	1.204	1.205	0.001
31	7	1.206	1.207	0.001
31	8	1.204	1.205	0.001
31	9	1.204	1.205	0.001
31	10	1.204	1.205	0.001
30	24	1.202	1.202	0.000
30	25	1.205	1.205	0.000
30	26	1.205	1.206	0.001
30	27	1.204	1.205	0.001
30	29	1.205	1.205	0.000
51	11	1.204	1.205	0.001
51	12	1.204	1.205	0.001
51	13	1.204	1.206	0.002
51	15	1.205	1.207	0.001
51	16	1.204	1.205	0.001
50	30	1.206	1.206	0.001
50	32	1.203	1.204	0.001
50	39	1.205	1.205	0.000
50	40	1.202	1.204	0.001
50	41	1.204	1.204	0.000
0	61	1.206	1.206	0.000
0	62	1.202	1.202	0.000
0	63	1.206	1.206	0.000
0	64	1.203	1.203	0.000
Max		1.207	1.207	0.002
Average		1.204	1.205	0.001
Min		1.202	1.202	0.000
Std Dev		0.001	0.001	0.001



28.53_ACCURACY VREF_7_7_7		
Test Site	Dallas	
Tester	ETS-364	
Test Number	EB6938	
Max Limit	1.221	V
Min Limit	1.19	V

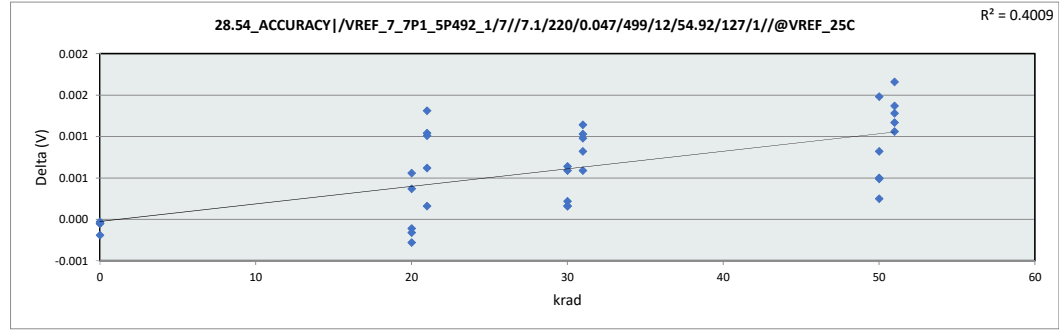
	0	20	21	30	31	50	51
LL	1.190	1.190	1.190	1.190	1.190	1.190	1.190
Min	1.202	1.203	1.204	1.202	1.205	1.204	1.205
Average	1.204	1.205	1.205	1.205	1.205	1.205	1.206
Max	1.206	1.207	1.207	1.206	1.207	1.206	1.207
UL	1.221	1.221	1.221	1.221	1.221	1.221	1.221



HDR Report  
TPS7H1111-SEP

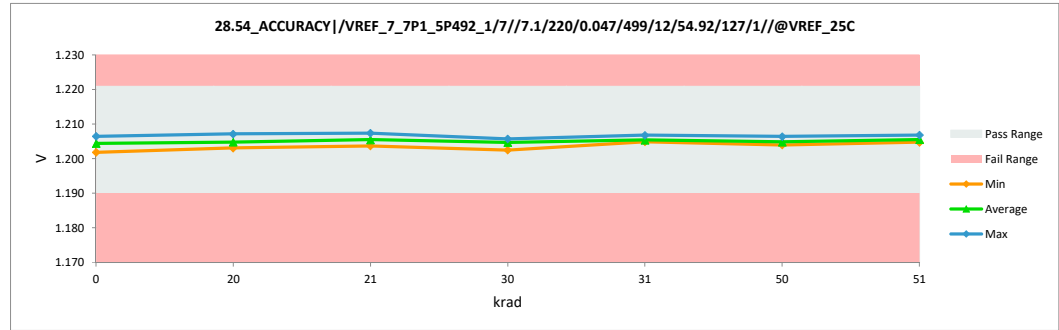
28.54_ACCURACY VREF_7_7P1		
Test Site	Dallas	Dallas
Tester	ETS-364	ETS-364
Test Number	EB6938	EB6938
Unit	V	V
Max Limit	1.221	1.221
Min Limit	1.19	1.19

krad	Serial #	Pre	Post	Delta
21	1	1.204	1.205	0.001
21	2	1.205	1.206	0.001
21	3	1.203	1.204	0.000
21	4	1.207	1.207	0.001
21	5	1.204	1.206	0.001
20	17	1.203	1.203	0.000
20	19	1.205	1.204	0.000
20	20	1.203	1.203	0.000
20	21	1.205	1.206	0.001
20	23	1.207	1.207	0.000
31	6	1.204	1.205	0.001
31	7	1.206	1.207	0.001
31	8	1.204	1.205	0.001
31	9	1.204	1.205	0.001
31	10	1.204	1.205	0.001
30	24	1.202	1.202	0.000
30	25	1.205	1.205	0.000
30	26	1.205	1.206	0.001
30	27	1.205	1.205	0.001
30	29	1.205	1.205	0.000
51	11	1.204	1.205	0.001
51	12	1.204	1.205	0.001
51	13	1.204	1.206	0.002
51	15	1.205	1.207	0.001
51	16	1.204	1.205	0.001
50	30	1.206	1.206	0.000
50	32	1.203	1.204	0.001
50	39	1.205	1.205	0.000
50	40	1.202	1.204	0.001
50	41	1.204	1.204	0.000
0	61	1.207	1.206	0.000
0	62	1.202	1.202	0.000
0	63	1.206	1.206	0.000
0	64	1.203	1.203	0.000
Max		1.207	1.207	0.002
Average		1.204	1.205	0.001
Min		1.202	1.202	0.000
Std Dev		0.001	0.001	0.001



28.54_ACCURACY VREF_7_7P1		
Test Site	Dallas	
Tester	ETS-364	
Test Number	EB6938	
Max Limit	1.221	V
Min Limit	1.19	V

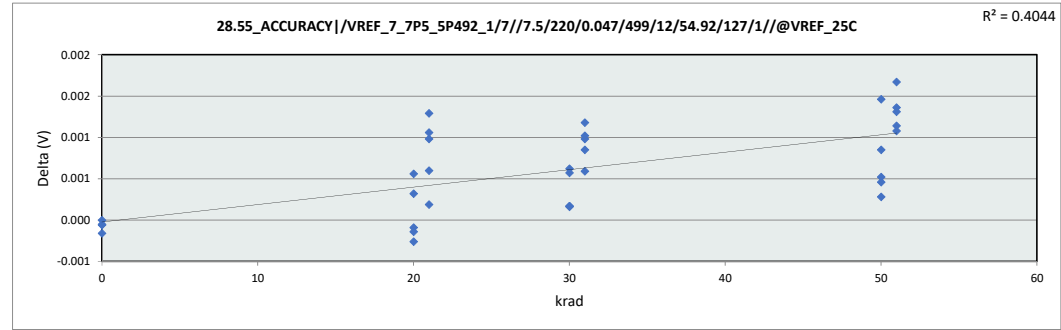
	0	20	21	30	31	50	51
LL	1.190	1.190	1.190	1.190	1.190	1.190	1.190
Min	1.202	1.203	1.204	1.202	1.205	1.204	1.205
Average	1.204	1.205	1.205	1.205	1.205	1.205	1.206
Max	1.206	1.207	1.207	1.206	1.207	1.206	1.207
UL	1.221	1.221	1.221	1.221	1.221	1.221	1.221



HDR Report  
TPS7H1111-SEP

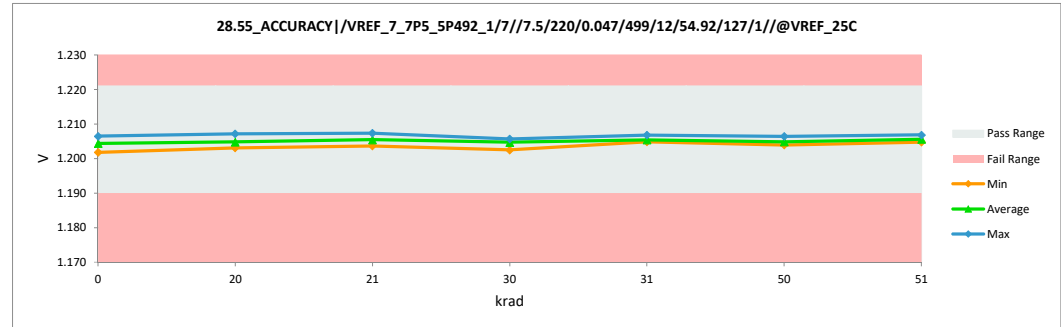
28.55_ACCURACY VREF_7_7P5		
Test Site	Dallas	Dallas
Tester	ETS-364	ETS-364
Test Number	EB6938	EB6938
Unit	V	V
Max Limit	1.221	1.221
Min Limit	1.19	1.19

krad	Serial #	Pre	Post	Delta
21	1	1.204	1.205	0.001
21	2	1.205	1.206	0.001
21	3	1.203	1.204	0.000
21	4	1.207	1.207	0.001
21	5	1.204	1.206	0.001
20	17	1.203	1.203	0.000
20	19	1.205	1.204	0.000
20	20	1.203	1.203	0.000
20	21	1.205	1.206	0.001
20	23	1.207	1.207	0.000
31	6	1.204	1.205	0.001
31	7	1.206	1.207	0.001
31	8	1.204	1.205	0.001
31	9	1.204	1.205	0.001
31	10	1.204	1.205	0.001
30	24	1.202	1.202	0.000
30	25	1.205	1.205	0.000
30	26	1.205	1.206	0.001
30	27	1.205	1.205	0.001
30	29	1.205	1.205	0.000
51	11	1.204	1.205	0.001
51	12	1.204	1.205	0.001
51	13	1.204	1.206	0.002
51	15	1.205	1.207	0.001
51	16	1.204	1.205	0.001
50	30	1.206	1.206	0.001
50	32	1.203	1.204	0.001
50	39	1.205	1.205	0.000
50	40	1.202	1.204	0.001
50	41	1.204	1.204	0.000
0	61	1.207	1.206	0.000
0	62	1.202	1.202	0.000
0	63	1.206	1.206	0.000
0	64	1.203	1.203	0.000
Max		1.207	1.207	0.002
Average		1.204	1.205	0.001
Min		1.202	1.202	0.000
Std Dev		0.001	0.001	0.001



28.55_ACCURACY VREF_7_7P5		
Test Site	Dallas	
Tester	ETS-364	
Test Number	EB6938	
Max Limit	1.221	V
Min Limit	1.19	V

krad	0	20	21	30	31	50	51
LL	1.190	1.190	1.190	1.190	1.190	1.190	1.190
Min	1.202	1.203	1.204	1.202	1.205	1.204	1.205
Average	1.204	1.205	1.205	1.205	1.205	1.205	1.206
Max	1.206	1.207	1.207	1.206	1.207	1.206	1.207
UL	1.221	1.221	1.221	1.221	1.221	1.221	1.221

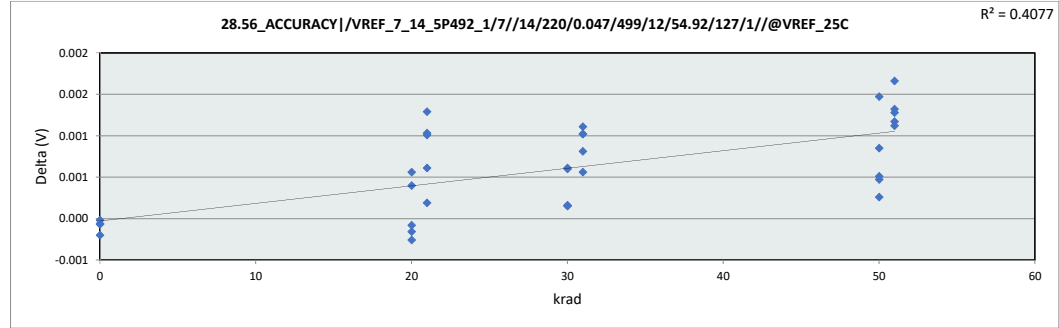


HDR Report  
TPS7H1111-SEP

28.56\_ACCURACY|VREF\_7\_14

Test Site	Dallas	Dallas
Tester	ETS-364	ETS-364
Test Number	EB6938	EB6938
Unit	V	V
Max Limit	1.221	1.221
Min Limit	1.19	1.19

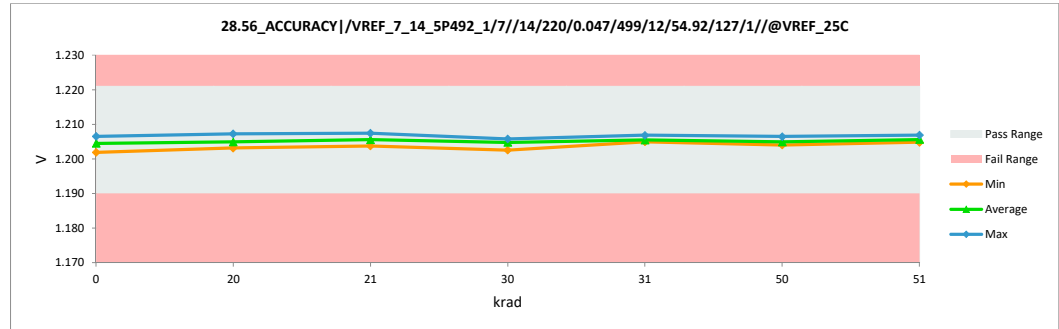
krad	Serial #	Pre	Post	Delta
21	1	1.204	1.205	0.001
21	2	1.205	1.206	0.001
21	3	1.204	1.204	0.000
21	4	1.207	1.207	0.001
21	5	1.205	1.206	0.001
20	17	1.203	1.204	0.000
20	19	1.205	1.204	0.000
20	20	1.203	1.203	0.000
20	21	1.206	1.206	0.001
20	23	1.207	1.207	0.000
31	6	1.204	1.205	0.001
31	7	1.206	1.207	0.001
31	8	1.204	1.205	0.001
31	9	1.204	1.205	0.001
31	10	1.204	1.205	0.001
30	24	1.202	1.203	0.000
30	25	1.205	1.205	0.000
30	26	1.205	1.206	0.001
30	27	1.205	1.205	0.001
30	29	1.205	1.205	0.000
51	11	1.204	1.205	0.001
51	12	1.204	1.205	0.001
51	13	1.204	1.206	0.002
51	15	1.206	1.207	0.001
51	16	1.204	1.205	0.001
50	30	1.206	1.206	0.001
50	32	1.203	1.204	0.001
50	39	1.205	1.205	0.000
50	40	1.203	1.204	0.001
50	41	1.204	1.204	0.000
0	61	1.207	1.206	0.000
0	62	1.202	1.202	0.000
0	63	1.206	1.206	0.000
0	64	1.203	1.203	0.000
Max		1.207	1.207	0.002
Average		1.204	1.205	0.001
Min		1.202	1.202	0.000
Std Dev		0.001	0.001	0.001



28.56\_ACCURACY|VREF\_7\_14

Test Site	Dallas
Tester	ETS-364
Test Number	EB6938
Max Limit	1.221
Min Limit	1.19

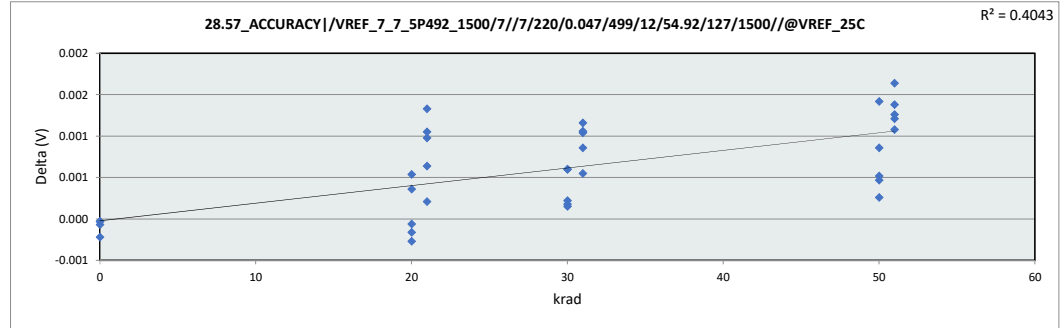
	0	20	21	30	31	50	51
LL	1.190	1.190	1.190	1.190	1.190	1.190	1.190
Min	1.202	1.203	1.204	1.203	1.205	1.204	1.205
Average	1.204	1.205	1.206	1.205	1.205	1.205	1.206
Max	1.206	1.207	1.207	1.206	1.207	1.206	1.207
UL	1.221	1.221	1.221	1.221	1.221	1.221	1.221



HDR Report  
TPS7H1111-SEP

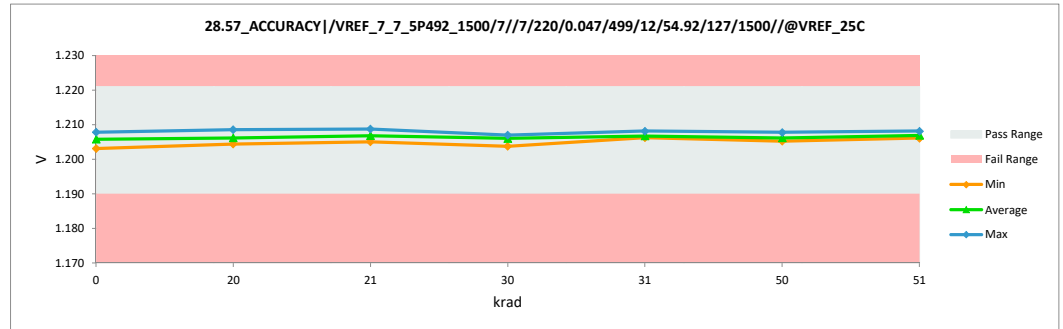
28.57_ACCURACY VREF_7_7_5		
Test Site	Dallas	Dallas
Tester	ETS-364	ETS-364
Test Number	EB6938	EB6938
Unit	V	V
Max Limit	1.221	1.221
Min Limit	1.19	1.19

krad	Serial #	Pre	Post	Delta
21	1	1.205	1.206	0.001
21	2	1.206	1.207	0.001
21	3	1.205	1.205	0.000
21	4	1.208	1.209	0.001
21	5	1.206	1.207	0.001
20	17	1.204	1.205	0.000
20	19	1.206	1.206	0.000
20	20	1.205	1.204	0.000
20	21	1.207	1.207	0.001
20	23	1.209	1.209	0.000
31	6	1.205	1.206	0.001
31	7	1.208	1.208	0.001
31	8	1.205	1.207	0.001
31	9	1.205	1.206	0.001
31	10	1.205	1.206	0.001
30	24	1.204	1.204	0.000
30	25	1.206	1.206	0.000
30	26	1.206	1.207	0.001
30	27	1.206	1.207	0.001
30	29	1.206	1.206	0.000
51	11	1.205	1.206	0.001
51	12	1.205	1.206	0.001
51	13	1.206	1.207	0.002
51	15	1.207	1.208	0.001
51	16	1.205	1.207	0.001
50	30	1.207	1.208	0.001
50	32	1.205	1.206	0.001
50	39	1.206	1.207	0.000
50	40	1.204	1.205	0.001
50	41	1.205	1.206	0.000
0	61	1.208	1.208	0.000
0	62	1.203	1.203	0.000
0	63	1.208	1.208	0.000
0	64	1.205	1.204	0.000
	Max	1.209	1.209	0.002
	Average	1.206	1.206	0.001
	Min	1.203	1.203	0.000
	Std Dev	0.001	0.001	0.001



28.57_ACCURACY VREF_7_7_7		
Test Site	Dallas	
Tester	ETS-364	
Test Number	EB6938	
Max Limit	1.221	V
Min Limit	1.19	V

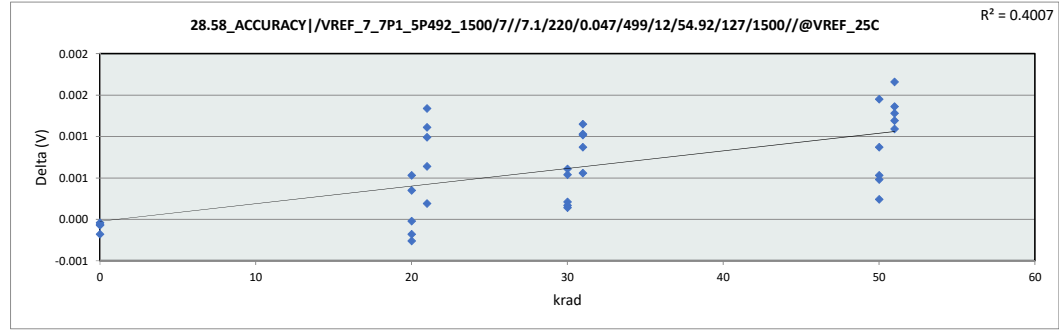
	0	20	21	30	31	50	51
LL	1.190	1.190	1.190	1.190	1.190	1.190	1.190
Min	1.203	1.204	1.205	1.204	1.206	1.205	1.206
Average	1.206	1.206	1.207	1.206	1.207	1.206	1.207
Max	1.208	1.209	1.209	1.207	1.208	1.208	1.208
UL	1.221	1.221	1.221	1.221	1.221	1.221	1.221



HDR Report  
TPS7H1111-SEP

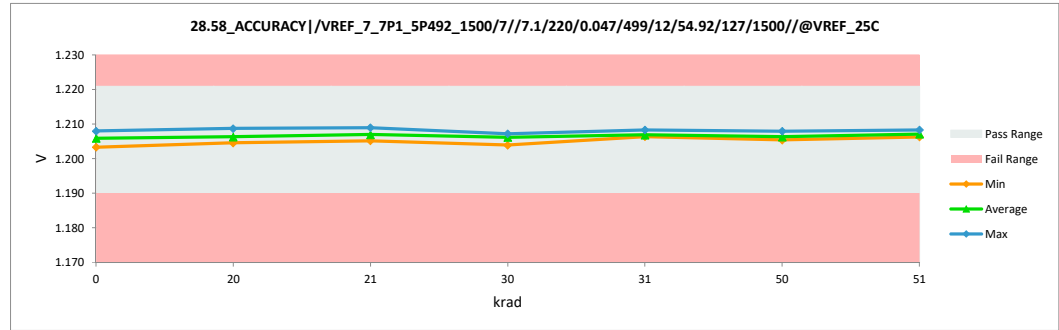
28.58_ACCURACY /VREF_7_7P1		
Test Site	Dallas	Dallas
Tester	ETS-364	ETS-364
Test Number	EB6938	EB6938
Unit	V	V
Max Limit	1.221	1.221
Min Limit	1.19	1.19

krad	Serial #	Pre	Post	Delta
21	1	1.205	1.206	0.001
21	2	1.206	1.207	0.001
21	3	1.205	1.205	0.000
21	4	1.208	1.209	0.001
21	5	1.206	1.207	0.001
20	17	1.205	1.205	0.000
20	19	1.206	1.206	0.000
20	20	1.205	1.205	0.000
20	21	1.207	1.207	0.001
20	23	1.209	1.209	0.000
31	6	1.205	1.207	0.001
31	7	1.208	1.208	0.001
31	8	1.206	1.207	0.001
31	9	1.206	1.206	0.001
31	10	1.205	1.206	0.001
30	24	1.204	1.204	0.000
30	25	1.206	1.207	0.001
30	26	1.207	1.207	0.001
30	27	1.206	1.207	0.001
30	29	1.206	1.207	0.001
51	11	1.205	1.206	0.001
51	12	1.205	1.207	0.001
51	13	1.206	1.207	0.002
51	15	1.207	1.208	0.001
51	16	1.206	1.207	0.001
50	30	1.207	1.208	0.001
50	32	1.205	1.206	0.001
50	39	1.206	1.207	0.001
50	40	1.204	1.205	0.001
50	41	1.206	1.206	0.000
0	61	1.208	1.208	0.000
0	62	1.203	1.203	0.000
0	63	1.208	1.208	0.000
0	64	1.205	1.205	0.000
Max		1.209	1.209	0.002
Average		1.206	1.207	0.001
Min		1.203	1.203	0.000
Std Dev		0.001	0.001	0.001



28.58_ACCURACY /VREF_7_7P1		
Test Site	Dallas	
Tester	ETS-364	
Test Number	EB6938	
Max Limit	1.221	V
Min Limit	1.19	V

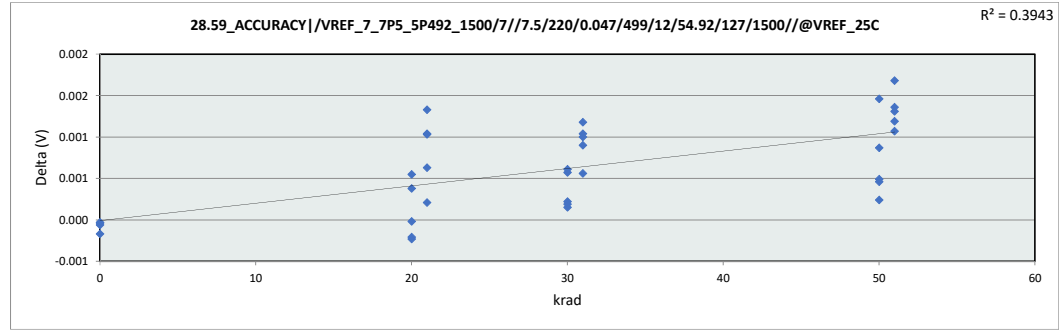
	0	20	21	30	31	50	51
LL	1.190	1.190	1.190	1.190	1.190	1.190	1.190
Min	1.203	1.205	1.205	1.204	1.206	1.205	1.206
Average	1.206	1.206	1.207	1.206	1.207	1.206	1.207
Max	1.208	1.209	1.209	1.207	1.208	1.208	1.208
UL	1.221	1.221	1.221	1.221	1.221	1.221	1.221



HDR Report  
TPS7H1111-SEP

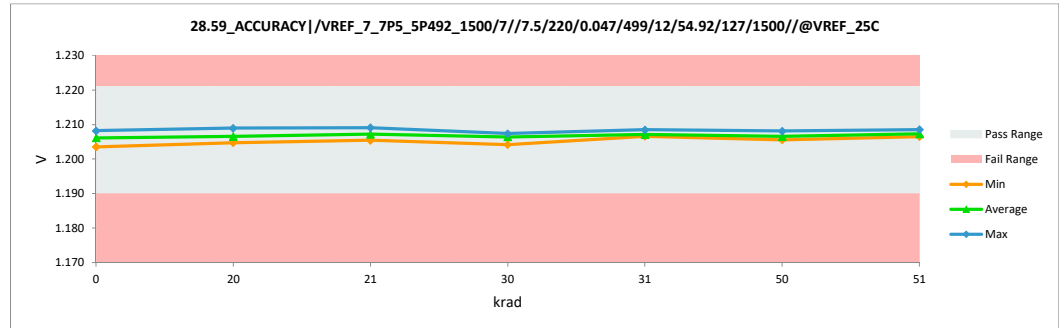
28.59_ACCURACY /VREF_7_7P5		
Test Site	Dallas	Dallas
Tester	ETS-364	ETS-364
Test Number	EB6938	EB6938
Unit	V	V
Max Limit	1.221	1.221
Min Limit	1.19	1.19

krad	Serial #	Pre	Post	Delta
21	1	1.205	1.206	0.001
21	2	1.206	1.208	0.001
21	3	1.205	1.205	0.000
21	4	1.208	1.209	0.001
21	5	1.206	1.207	0.001
20	17	1.205	1.205	0.000
20	19	1.206	1.206	0.000
20	20	1.205	1.205	0.000
20	21	1.207	1.208	0.001
20	23	1.209	1.209	0.000
31	6	1.206	1.207	0.001
31	7	1.208	1.208	0.001
31	8	1.206	1.207	0.001
31	9	1.206	1.207	0.001
31	10	1.206	1.207	0.001
30	24	1.204	1.204	0.000
30	25	1.207	1.207	0.000
30	26	1.207	1.207	0.001
30	27	1.206	1.207	0.001
30	29	1.206	1.207	0.000
51	11	1.205	1.206	0.001
51	12	1.206	1.207	0.001
51	13	1.206	1.208	0.002
51	15	1.207	1.208	0.001
51	16	1.206	1.207	0.001
50	30	1.208	1.208	0.000
50	32	1.205	1.206	0.001
50	39	1.207	1.207	0.000
50	40	1.204	1.206	0.001
50	41	1.206	1.206	0.000
0	61	1.208	1.208	0.000
0	62	1.204	1.204	0.000
0	63	1.208	1.208	0.000
0	64	1.205	1.205	0.000
	Max	1.209	1.209	0.002
	Average	1.206	1.207	0.001
	Min	1.204	1.204	0.000
	Std Dev	0.001	0.001	0.001



28.59_ACCURACY /VREF_7_7P5		
Test Site	Dallas	
Tester	ETS-364	
Test Number	EB6938	
Max Limit	1.221	V
Min Limit	1.19	V

	0	20	21	30	31	50	51
LL	1.190	1.190	1.190	1.190	1.190	1.190	1.190
Min	1.204	1.205	1.205	1.204	1.207	1.206	1.206
Average	1.206	1.206	1.207	1.206	1.207	1.206	1.207
Max	1.208	1.209	1.209	1.207	1.208	1.208	1.208
UL	1.221	1.221	1.221	1.221	1.221	1.221	1.221

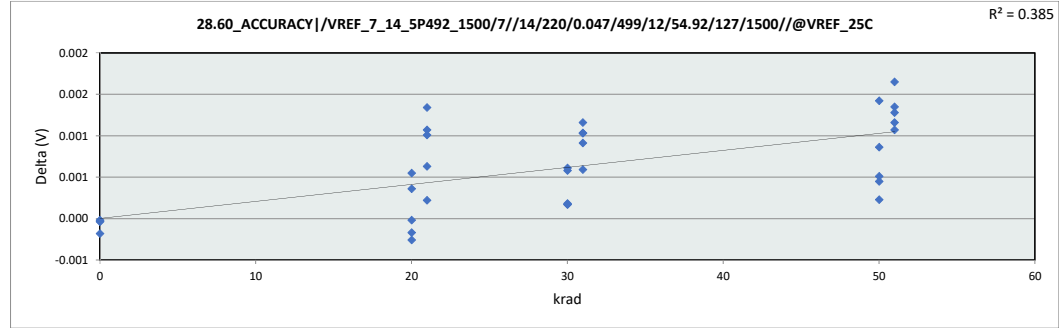


HDR Report  
TPS7H1111-SEP

28.60\_ACCURACY|VREF\_7\_14

Test Site	Dallas	Dallas
Tester	ETS-364	ETS-364
Test Number	EB6938	EB6938
Unit	V	V
Max Limit	1.221	1.221
Min Limit	1.19	1.19

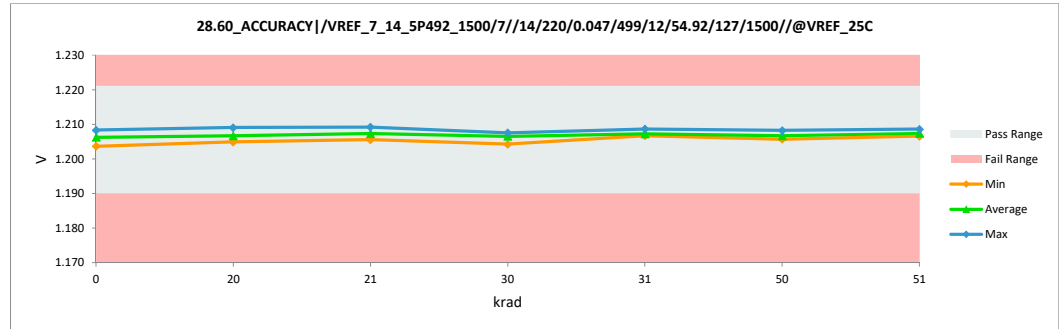
krad	Serial #	Pre	Post	Delta
21	1	1.205	1.206	0.001
21	2	1.207	1.208	0.001
21	3	1.205	1.206	0.000
21	4	1.209	1.209	0.001
21	5	1.206	1.208	0.001
20	17	1.205	1.205	0.000
20	19	1.206	1.206	0.000
20	20	1.205	1.205	0.000
20	21	1.207	1.208	0.001
20	23	1.209	1.209	0.000
31	6	1.206	1.207	0.001
31	7	1.208	1.209	0.001
31	8	1.206	1.207	0.001
31	9	1.206	1.207	0.001
31	10	1.206	1.207	0.001
30	24	1.204	1.204	0.000
30	25	1.207	1.207	0.000
30	26	1.207	1.207	0.001
30	27	1.206	1.207	0.001
30	29	1.207	1.207	0.000
51	11	1.205	1.207	0.001
51	12	1.206	1.207	0.001
51	13	1.206	1.208	0.002
51	15	1.207	1.209	0.001
51	16	1.206	1.207	0.001
50	30	1.208	1.208	0.001
50	32	1.205	1.206	0.001
50	39	1.207	1.207	0.000
50	40	1.204	1.206	0.001
50	41	1.206	1.206	0.000
0	61	1.208	1.208	0.000
0	62	1.204	1.204	0.000
0	63	1.208	1.208	0.000
0	64	1.205	1.205	0.000
Max		1.209	1.209	0.002
Average		1.206	1.207	0.001
Min		1.204	1.204	0.000
Std Dev		0.001	0.001	0.001



28.60\_ACCURACY|VREF\_7\_14

Test Site	Dallas
Tester	ETS-364
Test Number	EB6938
Max Limit	1.221
Min Limit	1.19

krad	0	20	21	30	31	50	51
LL	1.190	1.190	1.190	1.190	1.190	1.190	1.190
Min	1.204	1.205	1.206	1.204	1.207	1.206	1.207
Average	1.206	1.207	1.207	1.206	1.207	1.207	1.207
Max	1.208	1.209	1.209	1.208	1.209	1.208	1.209
UL	1.221	1.221	1.221	1.221	1.221	1.221	1.221

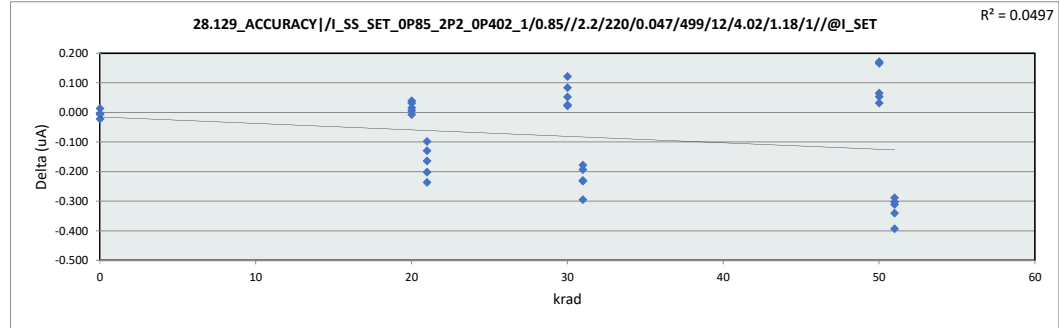




HDR Report  
TPS7H1111-SEP

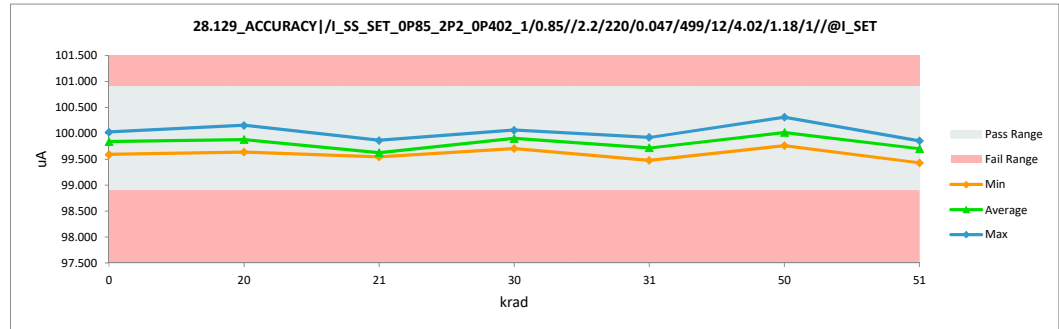
28.129_ACCURACY/I_SS_SET		
Test Site	Dallas	Dallas
Tester	ETS-364	ETS-364
Test Number	EB6938	EB6938
Unit	uA	uA
Max Limit	100.9	100.9
Min Limit	98.9	98.9

krad	Serial #	Pre	Post	Delta
21	1	99.687	99.558	-0.129
21	2	99.644	99.546	-0.098
21	3	100.099	99.863	-0.236
21	4	99.769	99.567	-0.202
21	5	99.756	99.592	-0.164
20	17	100.094	100.126	0.032
20	19	100.146	100.152	0.006
20	20	99.623	99.639	0.016
20	21	99.767	99.806	0.039
20	23	99.684	99.677	-0.007
31	6	100.049	99.817	-0.232
31	7	99.737	99.507	-0.230
31	8	99.671	99.478	-0.193
31	9	100.162	99.867	-0.295
31	10	100.101	99.923	-0.178
30	24	100.035	100.060	0.025
30	25	99.684	99.706	0.022
30	26	99.855	99.977	0.122
30	27	99.803	99.887	0.084
30	29	99.821	99.873	0.052
51	11	100.092	99.790	-0.302
51	12	100.021	99.681	-0.340
51	13	100.144	99.856	-0.288
51	15	100.151	99.758	-0.393
51	16	99.744	99.433	-0.311
50	30	99.710	99.764	0.054
50	32	100.126	100.297	0.171
50	39	99.833	99.898	0.065
50	40	100.144	100.310	0.166
50	41	99.772	99.804	0.032
0	61	99.933	99.929	-0.004
0	62	100.045	100.023	-0.022
0	63	99.793	99.807	0.014
0	64	99.599	99.593	-0.006
Max		100.162	100.310	0.171
Average		99.891	99.811	-0.080
Min		99.599	99.433	-0.393
Std Dev		0.191	0.220	0.158



28.129_ACCURACY/I_SS_SET		
Test Site	Dallas	
Tester	ETS-364	
Test Number	EB6938	
Max Limit	100.9	uA
Min Limit	98.9	uA

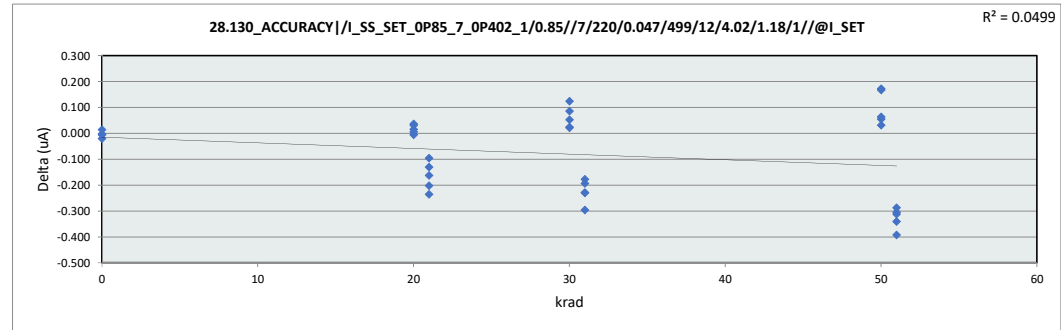
	0	20	21	30	31	50	51
LL	98.900	98.900	98.900	98.900	98.900	98.900	98.900
Min	99.593	99.639	99.546	99.706	99.478	99.764	99.433
Average	99.838	99.880	99.625	99.901	99.718	100.015	99.704
Max	100.023	100.152	99.863	100.060	99.923	100.310	99.856
UL	100.900	100.900	100.900	100.900	100.900	100.900	100.900



HDR Report  
TPS7H1111-SEP

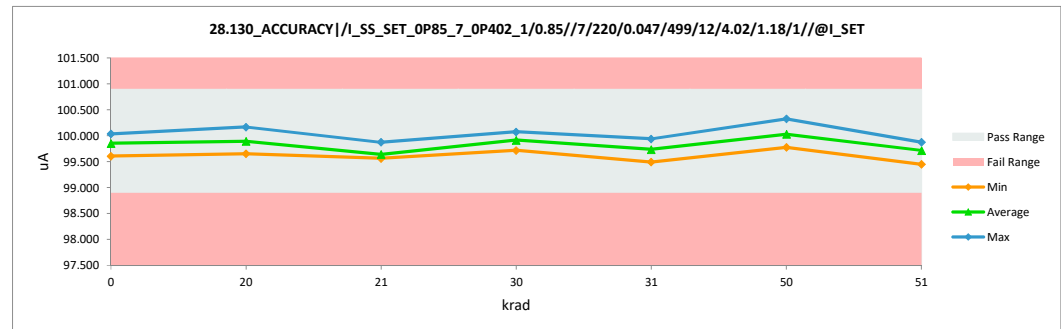
28.130_ACCURACY/I_SS_SET		
Test Site	Dallas	Dallas
Tester	ETS-364	ETS-364
Test Number	EB6938	EB6938
Unit	uA	uA
Max Limit	100.9	100.9
Min Limit	98.9	98.9

krad	Serial #	Pre	Post	Delta
21	1	99.704	99.573	-0.131
21	2	99.658	99.562	-0.096
21	3	100.111	99.875	-0.236
21	4	99.783	99.581	-0.202
21	5	99.773	99.611	-0.162
20	17	100.109	100.141	0.032
20	19	100.162	100.167	0.005
20	20	99.636	99.652	0.016
20	21	99.783	99.820	0.037
20	23	99.695	99.689	-0.006
31	6	100.072	99.843	-0.229
31	7	99.748	99.519	-0.229
31	8	99.686	99.492	-0.194
31	9	100.178	99.882	-0.296
31	10	100.116	99.938	-0.178
30	24	100.051	100.075	0.024
30	25	99.697	99.718	0.021
30	26	99.869	99.993	0.124
30	27	99.818	99.904	0.086
30	29	99.837	99.889	0.052
51	11	100.107	99.802	-0.305
51	12	100.035	99.694	-0.341
51	13	100.162	99.874	-0.288
51	15	100.164	99.772	-0.392
51	16	99.760	99.448	-0.312
50	30	99.724	99.779	0.055
50	32	100.144	100.316	0.172
50	39	99.853	99.917	0.064
50	40	100.160	100.328	0.168
50	41	99.789	99.821	0.032
0	61	99.947	99.944	-0.003
0	62	100.057	100.036	-0.021
0	63	99.807	99.821	0.014
0	64	99.612	99.606	-0.006
Max		100.178	100.328	0.172
Average		99.906	99.826	-0.080
Min		99.612	99.448	-0.392
Std Dev		0.192	0.221	0.159



28.130_ACCURACY/I_SS_SET		
Test Site	Dallas	
Tester	ETS-364	
Test Number	EB6938	
Max Limit	100.9	uA
Min Limit	98.9	uA

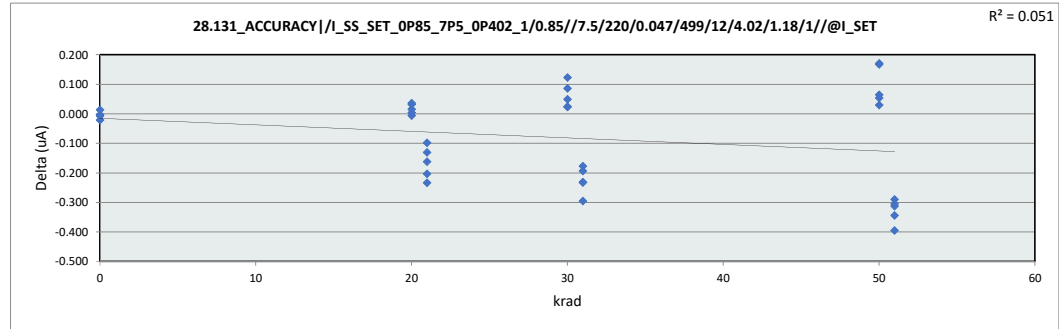
	0	20	21	30	31	50	51
LL	98.900	98.900	98.900	98.900	98.900	98.900	98.900
Min	99.606	99.652	99.562	99.718	99.492	99.779	99.448
Average	99.852	99.894	99.640	99.916	99.735	100.032	99.718
Max	100.036	100.167	99.875	100.075	99.938	100.328	99.874
UL	100.900	100.900	100.900	100.900	100.900	100.900	100.900



HDR Report  
TPS7H1111-SEP

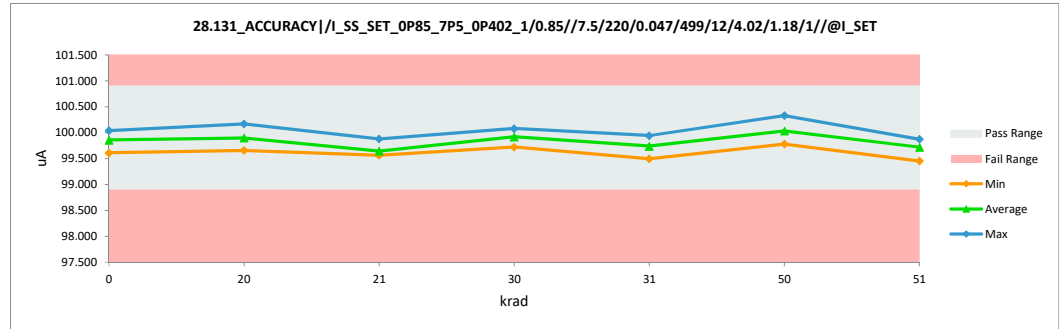
28.131_ACCURACY/I_SS_SET		
Test Site	Dallas	Dallas
Tester	ETS-364	ETS-364
Test Number	EB6938	EB6938
Unit	uA	uA
Max Limit	100.9	100.9
Min Limit	98.9	98.9

krad	Serial #	Pre	Post	Delta
21	1	99.707	99.576	-0.131
21	2	99.662	99.564	-0.098
21	3	100.112	99.878	-0.234
21	4	99.786	99.583	-0.203
21	5	99.777	99.615	-0.162
20	17	100.112	100.144	0.032
20	19	100.164	100.168	0.004
20	20	99.639	99.655	0.016
20	21	99.787	99.823	0.036
20	23	99.698	99.692	-0.006
31	6	100.079	99.847	-0.232
31	7	99.751	99.520	-0.231
31	8	99.687	99.494	-0.193
31	9	100.179	99.884	-0.295
31	10	100.119	99.942	-0.177
30	24	100.055	100.079	0.024
30	25	99.697	99.720	0.023
30	26	99.873	99.996	0.123
30	27	99.820	99.906	0.086
30	29	99.842	99.891	0.049
51	11	100.108	99.803	-0.305
51	12	100.038	99.694	-0.344
51	13	100.164	99.874	-0.290
51	15	100.167	99.772	-0.395
51	16	99.764	99.451	-0.313
50	30	99.727	99.781	0.054
50	32	100.145	100.315	0.170
50	39	99.857	99.921	0.064
50	40	100.163	100.330	0.167
50	41	99.793	99.823	0.030
0	61	99.951	99.948	-0.003
0	62	100.060	100.039	-0.021
0	63	99.810	99.823	0.013
0	64	99.617	99.610	-0.007
Max		100.179	100.330	0.170
Average		99.909	99.828	-0.081
Min		99.617	99.451	-0.395
Std Dev		0.192	0.221	0.159



28.131_ACCURACY/I_SS_SET		
Test Site	Dallas	
Tester	ETS-364	
Test Number	EB6938	
Max Limit	100.9	uA
Min Limit	98.9	uA

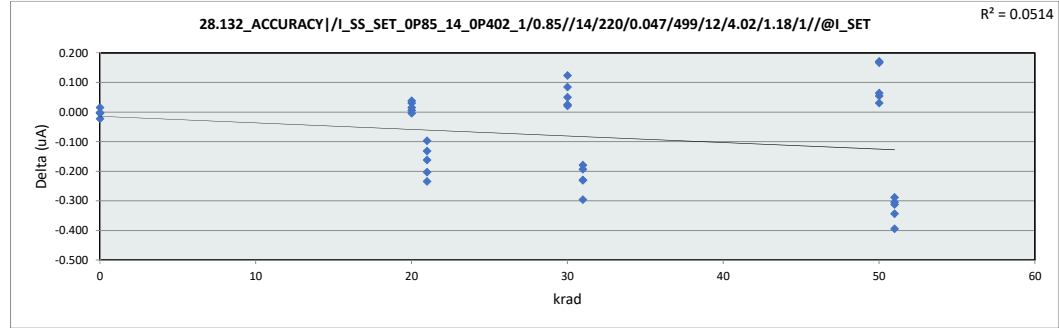
	0	20	21	30	31	50	51
LL	98.900	98.900	98.900	98.900	98.900	98.900	98.900
Min	99.610	99.655	99.564	99.720	99.494	99.781	99.451
Average	99.855	99.896	99.643	99.918	99.737	100.034	99.719
Max	100.039	100.168	99.878	100.079	99.942	100.330	99.874
UL	100.900	100.900	100.900	100.900	100.900	100.900	100.900



HDR Report  
TPS7H1111-SEP

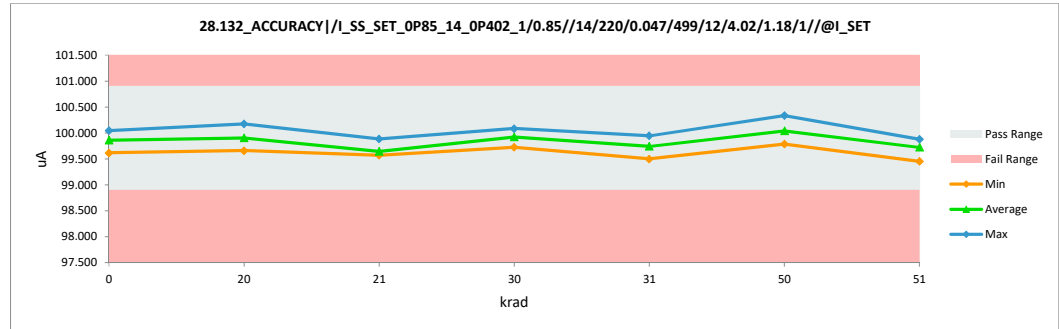
28.132_ACCURACY/I_SS_SET		
Test Site	Dallas	Dallas
Tester	ETS-364	ETS-364
Test Number	EB6938	EB6938
Unit	uA	uA
Max Limit	100.9	100.9
Min Limit	98.9	98.9

krad	Serial #	Pre	Post	Delta
21	1	99.710	99.578	-0.132
21	2	99.665	99.568	-0.097
21	3	100.117	99.882	-0.235
21	4	99.790	99.587	-0.203
21	5	99.779	99.617	-0.162
20	17	100.117	100.148	0.031
20	19	100.166	100.172	0.006
20	20	99.643	99.658	0.015
20	21	99.790	99.828	0.038
20	23	99.701	99.697	-0.004
31	6	100.081	99.851	-0.230
31	7	99.754	99.524	-0.230
31	8	99.692	99.499	-0.193
31	9	100.183	99.887	-0.296
31	10	100.124	99.945	-0.179
30	24	100.058	100.083	0.025
30	25	99.702	99.723	0.021
30	26	99.876	100.000	0.124
30	27	99.824	99.909	0.085
30	29	99.845	99.895	0.050
51	11	100.112	99.807	-0.305
51	12	100.043	99.699	-0.344
51	13	100.167	99.878	-0.289
51	15	100.171	99.776	-0.395
51	16	99.767	99.455	-0.312
50	30	99.731	99.785	0.054
50	32	100.150	100.321	0.171
50	39	99.861	99.925	0.064
50	40	100.167	100.334	0.167
50	41	99.796	99.827	0.031
0	61	99.953	99.951	-0.002
0	62	100.065	100.043	-0.022
0	63	99.812	99.827	0.015
0	64	99.619	99.615	-0.004
Max		100.183	100.334	0.171
Average		99.913	99.832	-0.080
Min		99.619	99.455	-0.395
Std Dev		0.192	0.221	0.159



28.132_ACCURACY/I_SS_SET		
Test Site	Dallas	
Tester	ETS-364	
Test Number	EB6938	
Max Limit	100.9	uA
Min Limit	98.9	uA

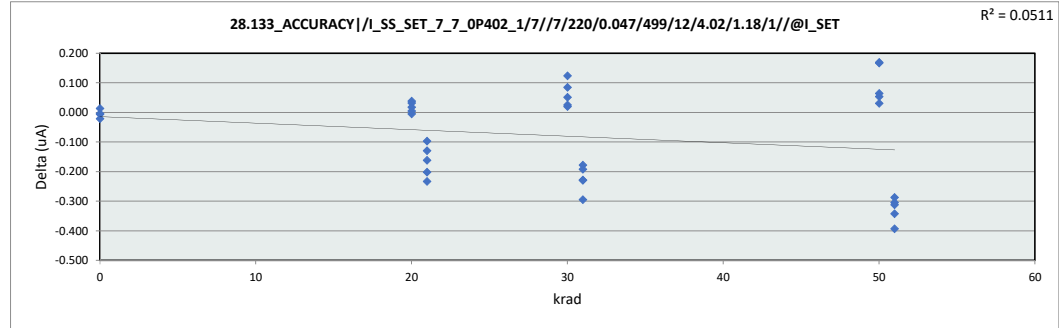
	0	20	21	30	31	50	51
LL	98.900	98.900	98.900	98.900	98.900	98.900	98.900
Min	99.615	99.658	99.568	99.723	99.499	99.785	99.455
Average	99.859	99.901	99.646	99.922	99.741	100.038	99.723
Max	100.043	100.172	99.882	100.083	99.945	100.334	99.878
UL	100.900	100.900	100.900	100.900	100.900	100.900	100.900



HDR Report  
TPS7H1111-SEP

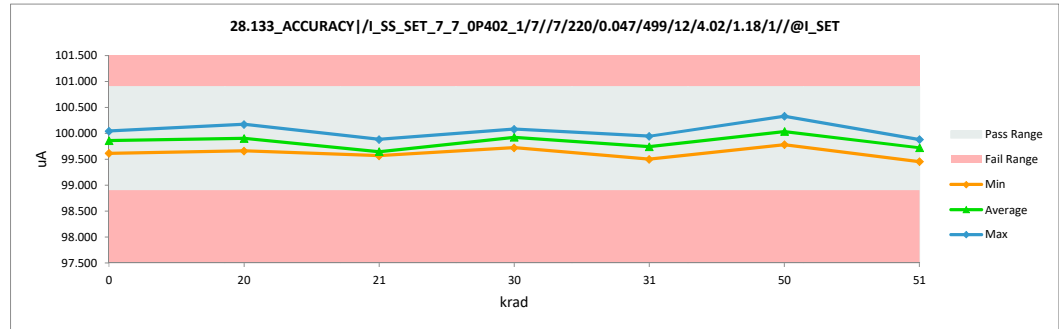
28.133_ACCURACY/I_SS_SET		
Test Site	Dallas	Dallas
Tester	ETS-364	ETS-364
Test Number	EB6938	EB6938
Unit	uA	uA
Max Limit	100.9	100.9
Min Limit	98.9	98.9

krad	Serial #	Pre	Post	Delta
21	1	99.709	99.580	-0.129
21	2	99.664	99.567	-0.097
21	3	100.115	99.882	-0.233
21	4	99.788	99.586	-0.202
21	5	99.779	99.617	-0.162
20	17	100.114	100.146	0.032
20	19	100.166	100.171	0.005
20	20	99.641	99.659	0.018
20	21	99.788	99.826	0.038
20	23	99.700	99.695	-0.005
31	6	100.077	99.848	-0.229
31	7	99.754	99.525	-0.229
31	8	99.691	99.499	-0.192
31	9	100.183	99.888	-0.295
31	10	100.122	99.944	-0.178
30	24	100.055	100.080	0.025
30	25	99.703	99.723	0.020
30	26	99.875	99.999	0.124
30	27	99.824	99.909	0.085
30	29	99.843	99.894	0.051
51	11	100.112	99.807	-0.305
51	12	100.041	99.699	-0.342
51	13	100.166	99.879	-0.287
51	15	100.169	99.776	-0.393
51	16	99.765	99.453	-0.312
50	30	99.729	99.783	0.054
50	32	100.150	100.319	0.169
50	39	99.859	99.923	0.064
50	40	100.166	100.333	0.167
50	41	99.794	99.825	0.031
0	61	99.952	99.948	-0.004
0	62	100.063	100.042	-0.021
0	63	99.812	99.826	0.014
0	64	99.618	99.612	-0.006
Max		100.183	100.333	0.169
Average		99.911	99.831	-0.080
Min		99.618	99.453	-0.393
Std Dev		0.192	0.221	0.158



28.133_ACCURACY/I_SS_SET		
Test Site	Dallas	
Tester	ETS-364	
Test Number	EB6938	
Max Limit	100.9	uA
Min Limit	98.9	uA

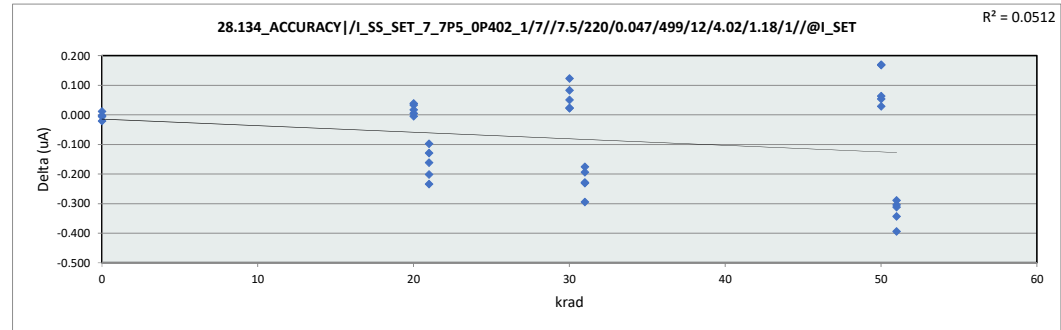
krad	0	20	21	30	31	50	51
LL	98.900	98.900	98.900	98.900	98.900	98.900	98.900
Min	99.612	99.659	99.567	99.723	99.499	99.783	99.453
Average	99.857	99.899	99.646	99.921	99.741	100.037	99.723
Max	100.042	100.171	99.882	100.080	99.944	100.333	99.879
UL	100.900	100.900	100.900	100.900	100.900	100.900	100.900



HDR Report  
TPS7H1111-SEP

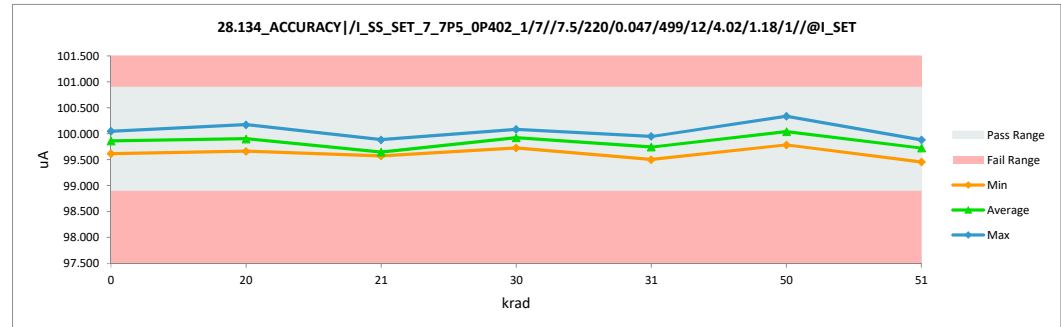
28.134_ACCURACY /I_SS_SET		
Test Site	Dallas	Dallas
Tester	ETS-364	ETS-364
Test Number	EB6938	EB6938
Unit	uA	uA
Max Limit	100.9	100.9
Min Limit	98.9	98.9

krad	Serial #	Pre	Post	Delta
21	1	99.711	99.582	-0.129
21	2	99.669	99.571	-0.098
21	3	100.119	99.885	-0.234
21	4	99.792	99.590	-0.202
21	5	99.782	99.621	-0.161
20	17	100.118	100.151	0.033
20	19	100.169	100.174	0.005
20	20	99.645	99.662	0.017
20	21	99.792	99.831	0.039
20	23	99.704	99.699	-0.005
31	6	100.082	99.853	-0.229
31	7	99.757	99.526	-0.231
31	8	99.694	99.500	-0.194
31	9	100.185	99.890	-0.295
31	10	100.123	99.947	-0.176
30	24	100.061	100.085	0.024
30	25	99.704	99.726	0.022
30	26	99.878	100.001	0.123
30	27	99.828	99.911	0.083
30	29	99.847	99.897	0.050
51	11	100.113	99.809	-0.304
51	12	100.043	99.700	-0.343
51	13	100.169	99.880	-0.289
51	15	100.174	99.780	-0.394
51	16	99.769	99.457	-0.312
50	30	99.732	99.786	0.054
50	32	100.152	100.322	0.170
50	39	99.863	99.927	0.064
50	40	100.168	100.336	0.168
50	41	99.800	99.829	0.029
0	61	99.956	99.953	-0.003
0	62	100.067	100.046	-0.021
0	63	99.817	99.829	0.012
0	64	99.622	99.616	-0.006
Max		100.185	100.336	0.170
Average		99.915	99.834	-0.080
Min		99.622	99.457	-0.394
Std Dev		0.192	0.221	0.159



28.134_ACCURACY /I_SS_SET		
Test Site	Dallas	
Tester	ETS-364	
Test Number	EB6938	
Max Limit	100.9	uA
Min Limit	98.9	uA

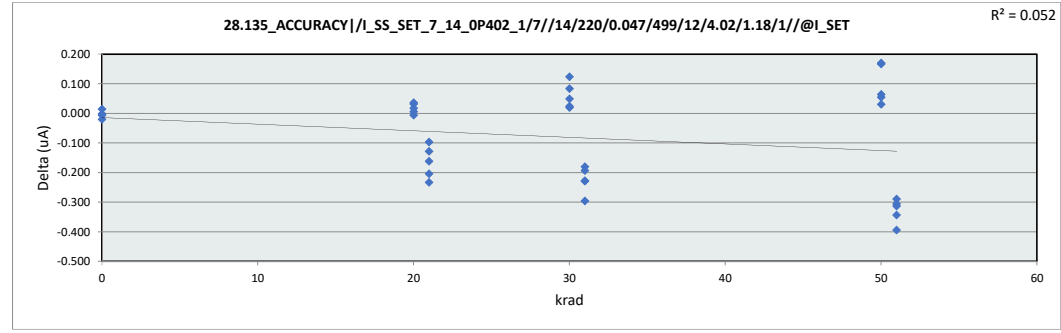
	0	20	21	30	31	50	51
LL	98.900	98.900	98.900	98.900	98.900	98.900	98.900
Min	99.616	99.662	99.571	99.726	99.500	99.786	99.457
Average	99.861	99.903	99.650	99.924	99.743	100.040	99.725
Max	100.046	100.174	99.885	100.085	99.947	100.336	99.880
UL	100.900	100.900	100.900	100.900	100.900	100.900	100.900



HDR Report  
TPS7H1111-SEP

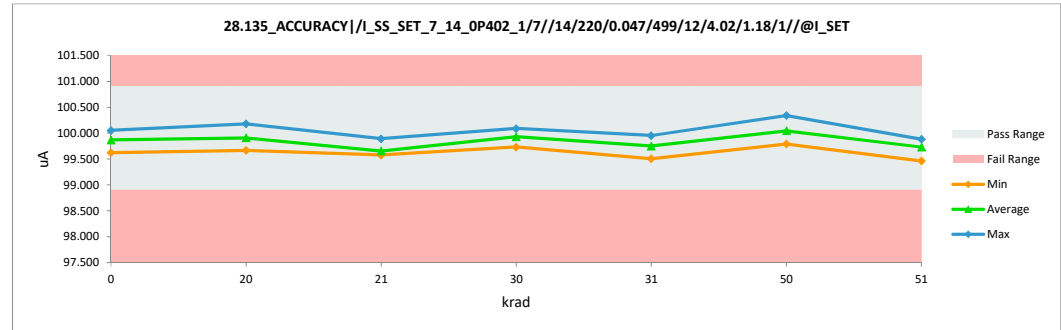
28.135_ACCURACY/I_SS_SET		
Test Site	Dallas	Dallas
Tester	ETS-364	ETS-364
Test Number	EB6938	EB6938
Unit	uA	uA
Max Limit	100.9	100.9
Min Limit	98.9	98.9

krad	Serial #	Pre	Post	Delta
21	1	99.715	99.586	-0.129
21	2	99.672	99.575	-0.097
21	3	100.123	99.890	-0.233
21	4	99.797	99.593	-0.204
21	5	99.786	99.624	-0.162
20	17	100.123	100.155	0.032
20	19	100.173	100.179	0.006
20	20	99.648	99.665	0.017
20	21	99.798	99.834	0.036
20	23	99.709	99.703	-0.006
31	6	100.087	99.858	-0.229
31	7	99.759	99.531	-0.228
31	8	99.698	99.505	-0.193
31	9	100.190	99.894	-0.296
31	10	100.131	99.951	-0.180
30	24	100.065	100.089	0.024
30	25	99.710	99.730	0.020
30	26	99.883	100.006	0.123
30	27	99.831	99.915	0.084
30	29	99.852	99.901	0.049
51	11	100.119	99.813	-0.306
51	12	100.048	99.704	-0.344
51	13	100.173	99.883	-0.290
51	15	100.177	99.782	-0.395
51	16	99.774	99.461	-0.313
50	30	99.737	99.791	0.054
50	32	100.155	100.325	0.170
50	39	99.867	99.931	0.064
50	40	100.172	100.339	0.167
50	41	99.803	99.834	0.031
0	61	99.960	99.958	-0.002
0	62	100.070	100.050	-0.020
0	63	99.818	99.832	0.014
0	64	99.627	99.621	-0.006
Max		100.190	100.339	0.170
Average		99.919	99.838	-0.081
Min		99.627	99.461	-0.395
Std Dev		0.192	0.221	0.159



28.135_ACCURACY/I_SS_SET		
Test Site	Dallas	
Tester	ETS-364	
Test Number	EB6938	
Max Limit	100.9	uA
Min Limit	98.9	uA

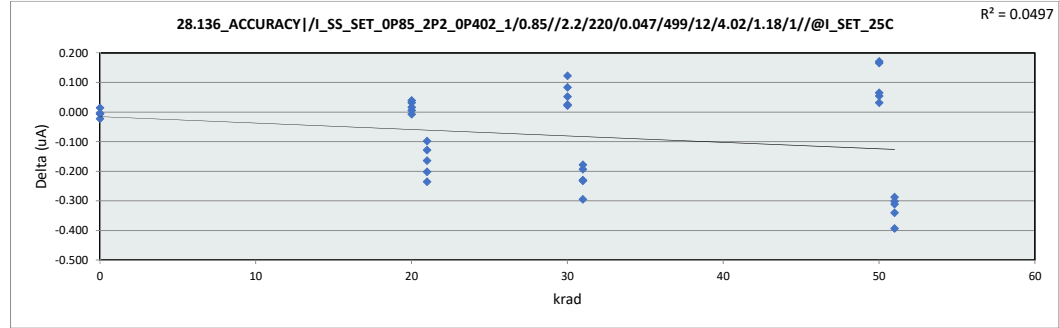
krad	0	20	21	30	31	50	51
LL	98.900	98.900	98.900	98.900	98.900	98.900	98.900
Min	99.621	99.665	99.575	99.730	99.505	99.791	99.461
Average	99.865	99.907	99.654	99.928	99.748	100.044	99.729
Max	100.050	100.179	99.890	100.089	99.951	100.339	99.883
UL	100.900	100.900	100.900	100.900	100.900	100.900	100.900



HDR Report  
TPS7H1111-SEP

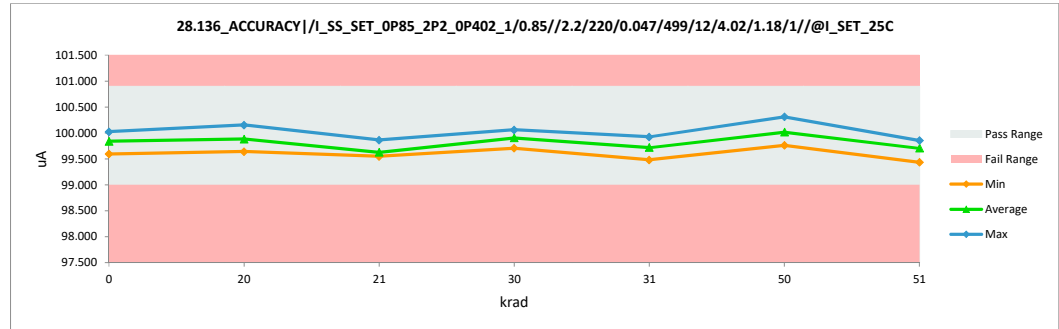
28.136_ACCURACY/I_SS_SET		
Test Site	Dallas	Dallas
Tester	ETS-364	ETS-364
Test Number	EB6938	EB6938
Unit	uA	uA
Max Limit	100.9	100.9
Min Limit	99	99

krad	Serial #	Pre	Post	Delta
21	1	99.687	99.558	-0.129
21	2	99.644	99.546	-0.098
21	3	100.099	99.863	-0.236
21	4	99.769	99.567	-0.202
21	5	99.756	99.592	-0.164
20	17	100.094	100.126	0.032
20	19	100.146	100.152	0.006
20	20	99.623	99.639	0.016
20	21	99.767	99.806	0.039
20	23	99.684	99.677	-0.007
31	6	100.049	99.817	-0.232
31	7	99.737	99.507	-0.230
31	8	99.671	99.478	-0.193
31	9	100.162	99.867	-0.295
31	10	100.101	99.923	-0.178
30	24	100.035	100.060	0.025
30	25	99.684	99.706	0.022
30	26	99.855	99.977	0.122
30	27	99.803	99.887	0.084
30	29	99.821	99.873	0.052
51	11	100.092	99.790	-0.302
51	12	100.021	99.681	-0.340
51	13	100.144	99.856	-0.288
51	15	100.151	99.758	-0.393
51	16	99.744	99.433	-0.311
50	30	99.710	99.764	0.054
50	32	100.126	100.297	0.171
50	39	99.833	99.898	0.065
50	40	100.144	100.310	0.166
50	41	99.772	99.804	0.032
0	61	99.933	99.929	-0.004
0	62	100.045	100.023	-0.022
0	63	99.793	99.807	0.014
0	64	99.599	99.593	-0.006
Max		100.162	100.310	0.171
Average		99.891	99.811	-0.080
Min		99.599	99.433	-0.393
Std Dev		0.191	0.220	0.158



28.136_ACCURACY/I_SS_SET		
Test Site	Dallas	
Tester	ETS-364	
Test Number	EB6938	
Max Limit	100.9	uA
Min Limit	99	uA

krad	0	20	21	30	31	50	51
LL	99.000	99.000	99.000	99.000	99.000	99.000	99.000
Min	99.593	99.639	99.546	99.706	99.478	99.764	99.433
Average	99.838	99.880	99.625	99.901	99.718	100.015	99.704
Max	100.023	100.152	99.863	100.060	99.923	100.310	99.856
UL	100.900	100.900	100.900	100.900	100.900	100.900	100.900

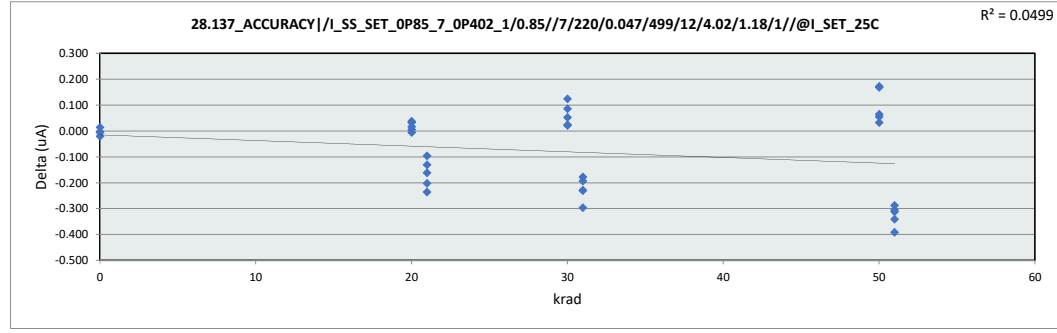




HDR Report  
TPS7H1111-SEP

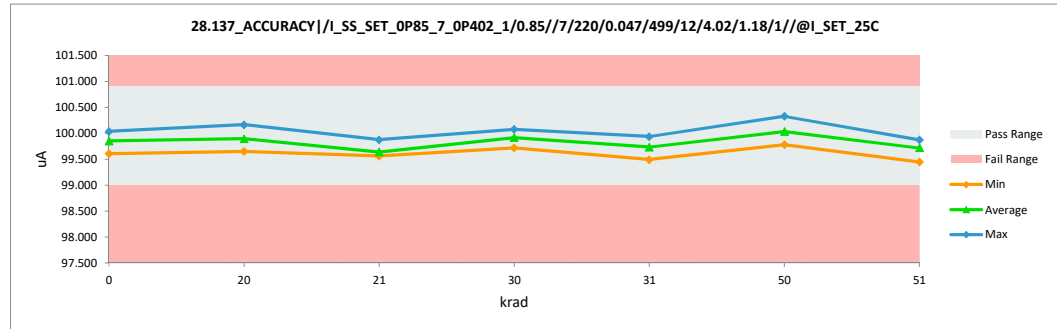
28.137_ACCURACY/I_SS_SET		
Test Site	Dallas	Dallas
Tester	ETS-364	ETS-364
Test Number	EB6938	EB6938
Unit	uA	uA
Max Limit	100.9	100.9
Min Limit	99	99

krad	Serial #	Pre	Post	Delta
21	1	99.704	99.573	-0.131
21	2	99.658	99.562	-0.096
21	3	100.111	99.875	-0.236
21	4	99.783	99.581	-0.202
21	5	99.773	99.611	-0.162
20	17	100.109	100.141	0.032
20	19	100.162	100.167	0.005
20	20	99.636	99.652	0.016
20	21	99.783	99.820	0.037
20	23	99.695	99.689	-0.006
31	6	100.072	99.843	-0.229
31	7	99.748	99.519	-0.229
31	8	99.686	99.492	-0.194
31	9	100.178	99.882	-0.296
31	10	100.116	99.938	-0.178
30	24	100.051	100.075	0.024
30	25	99.697	99.718	0.021
30	26	99.869	99.993	0.124
30	27	99.818	99.904	0.086
30	29	99.837	99.889	0.052
51	11	100.107	99.802	-0.305
51	12	100.035	99.694	-0.341
51	13	100.162	99.874	-0.288
51	15	100.164	99.772	-0.392
51	16	99.760	99.448	-0.312
50	30	99.724	99.779	0.055
50	32	100.144	100.316	0.172
50	39	99.853	99.917	0.064
50	40	100.160	100.328	0.168
50	41	99.789	99.821	0.032
0	61	99.947	99.944	-0.003
0	62	100.057	100.036	-0.021
0	63	99.807	99.821	0.014
0	64	99.612	99.606	-0.006
Max		100.178	100.328	0.172
Average		99.906	99.826	-0.080
Min		99.612	99.448	-0.392
Std Dev		0.192	0.221	0.159



28.137_ACCURACY/I_SS_SET		
Test Site	Dallas	
Tester	ETS-364	
Test Number	EB6938	
Max Limit	100.9	uA
Min Limit	99	uA

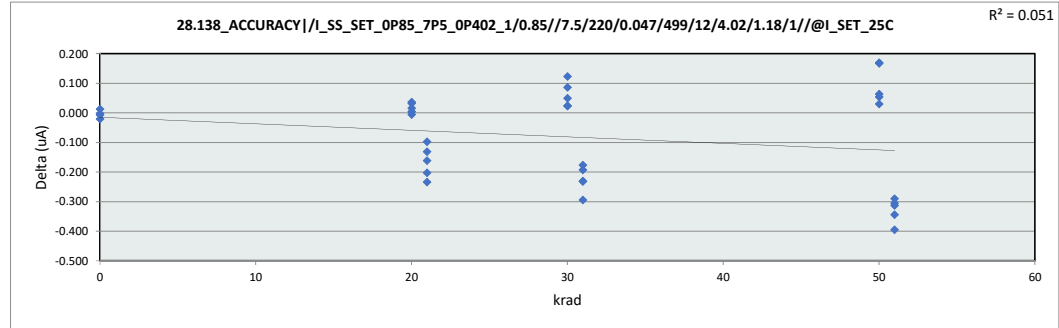
krad	0	20	21	30	31	50	51
LL	99.000	99.000	99.000	99.000	99.000	99.000	99.000
Min	99.606	99.652	99.562	99.718	99.492	99.779	99.448
Average	99.852	99.894	99.640	99.916	99.735	100.032	99.718
Max	100.036	100.167	99.875	100.075	99.938	100.328	99.874
UL	100.900	100.900	100.900	100.900	100.900	100.900	100.900



HDR Report  
TPS7H1111-SEP

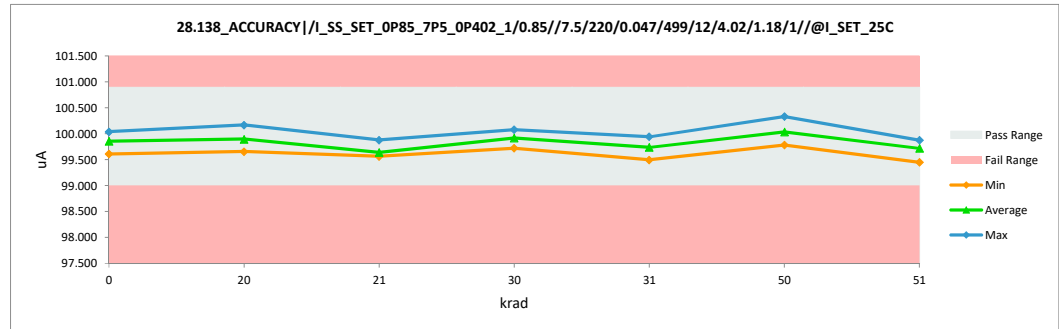
28.138_ACCURACY/I_SS_SET		
Test Site	Dallas	Dallas
Tester	ETS-364	ETS-364
Test Number	EB6938	EB6938
Unit	uA	uA
Max Limit	100.9	100.9
Min Limit	99	99

krad	Serial #	Pre	Post	Delta
21	1	99.707	99.576	-0.131
21	2	99.662	99.564	-0.098
21	3	100.112	99.878	-0.234
21	4	99.786	99.583	-0.203
21	5	99.777	99.615	-0.162
20	17	100.112	100.144	0.032
20	19	100.164	100.168	0.004
20	20	99.639	99.655	0.016
20	21	99.787	99.823	0.036
20	23	99.698	99.692	-0.006
31	6	100.079	99.847	-0.232
31	7	99.751	99.520	-0.231
31	8	99.687	99.494	-0.193
31	9	100.179	99.884	-0.295
31	10	100.119	99.942	-0.177
30	24	100.055	100.079	0.024
30	25	99.697	99.720	0.023
30	26	99.873	99.996	0.123
30	27	99.820	99.906	0.086
30	29	99.842	99.891	0.049
51	11	100.108	99.803	-0.305
51	12	100.038	99.694	-0.344
51	13	100.164	99.874	-0.290
51	15	100.167	99.772	-0.395
51	16	99.764	99.451	-0.313
50	30	99.727	99.781	0.054
50	32	100.145	100.315	0.170
50	39	99.857	99.921	0.064
50	40	100.163	100.330	0.167
50	41	99.793	99.823	0.030
0	61	99.951	99.948	-0.003
0	62	100.060	100.039	-0.021
0	63	99.810	99.823	0.013
0	64	99.617	99.610	-0.007
Max		100.179	100.330	0.170
Average		99.909	99.828	-0.081
Min		99.617	99.451	-0.395
Std Dev		0.192	0.221	0.159



28.138_ACCURACY/I_SS_SET		
Test Site	Dallas	
Tester	ETS-364	
Test Number	EB6938	
Max Limit	100.9	uA
Min Limit	99	uA

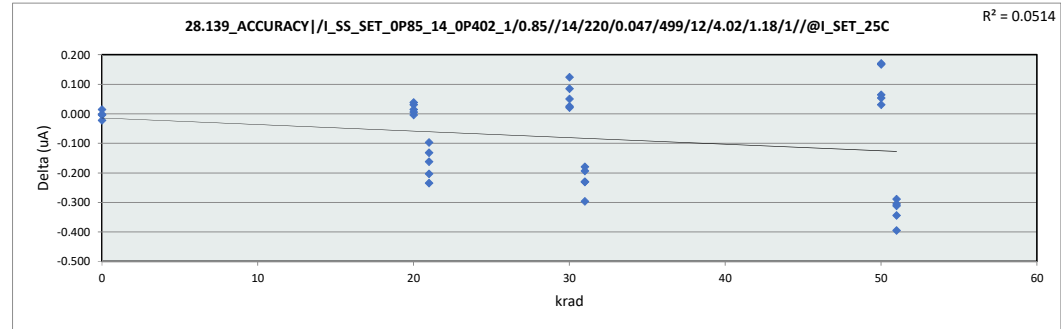
	0	20	21	30	31	50	51
LL	99.000	99.000	99.000	99.000	99.000	99.000	99.000
Min	99.610	99.655	99.564	99.720	99.494	99.781	99.451
Average	99.855	99.896	99.643	99.918	99.737	100.034	99.719
Max	100.039	100.168	99.878	100.079	99.942	100.330	99.874
UL	100.900	100.900	100.900	100.900	100.900	100.900	100.900



HDR Report  
TPS7H1111-SEP

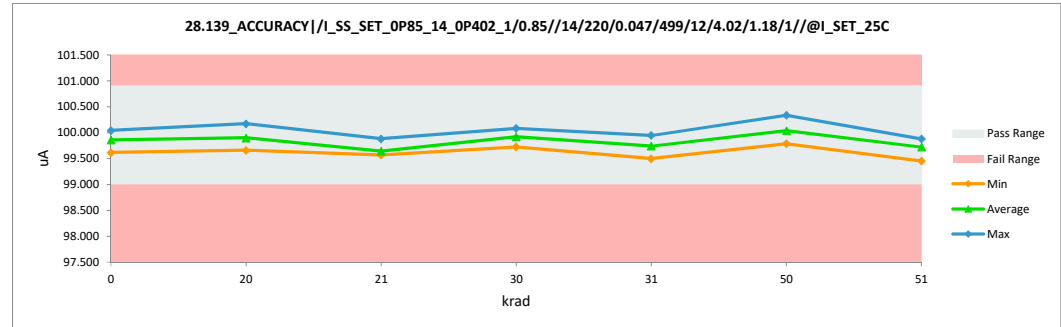
28.139_ACCURACY /I_SS_SET		
Test Site	Dallas	Dallas
Tester	ETS-364	ETS-364
Test Number	EB6938	EB6938
Unit	uA	uA
Max Limit	100.9	100.9
Min Limit	99	99

krad	Serial #	Pre	Post	Delta
21	1	99.710	99.578	-0.132
21	2	99.665	99.568	-0.097
21	3	100.117	99.882	-0.235
21	4	99.790	99.587	-0.203
21	5	99.779	99.617	-0.162
20	17	100.117	100.148	0.031
20	19	100.166	100.172	0.006
20	20	99.643	99.658	0.015
20	21	99.790	99.828	0.038
20	23	99.701	99.697	-0.004
31	6	100.081	99.851	-0.230
31	7	99.754	99.524	-0.230
31	8	99.692	99.499	-0.193
31	9	100.183	99.887	-0.296
31	10	100.124	99.945	-0.179
30	24	100.058	100.083	0.025
30	25	99.702	99.723	0.021
30	26	99.876	100.000	0.124
30	27	99.824	99.909	0.085
30	29	99.845	99.895	0.050
51	11	100.112	99.807	-0.305
51	12	100.043	99.699	-0.344
51	13	100.167	99.878	-0.289
51	15	100.171	99.776	-0.395
51	16	99.767	99.455	-0.312
50	30	99.731	99.785	0.054
50	32	100.150	100.321	0.171
50	39	99.861	99.925	0.064
50	40	100.167	100.334	0.167
50	41	99.796	99.827	0.031
0	61	99.953	99.951	-0.002
0	62	100.065	100.043	-0.022
0	63	99.812	99.827	0.015
0	64	99.619	99.615	-0.004
Max		100.183	100.334	0.171
Average		99.913	99.832	-0.080
Min		99.619	99.455	-0.395
Std Dev		0.192	0.221	0.159



28.139_ACCURACY /I_SS_SET		
Test Site	Dallas	
Tester	ETS-364	
Test Number	EB6938	
Max Limit	100.9	uA
Min Limit	99	uA

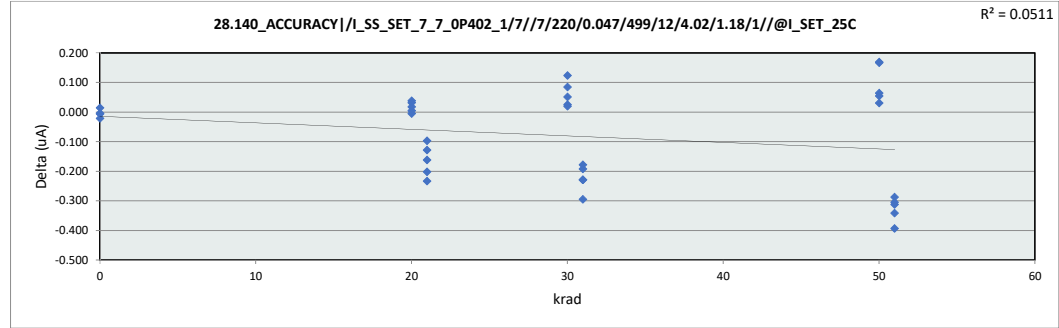
krad	0	20	21	30	31	50	51
LL	99.000	99.000	99.000	99.000	99.000	99.000	99.000
Min	99.615	99.658	99.568	99.723	99.499	99.785	99.455
Average	99.859	99.901	99.646	99.922	99.741	100.038	99.723
Max	100.043	100.172	99.882	100.083	99.945	100.334	99.878
UL	100.900	100.900	100.900	100.900	100.900	100.900	100.900



HDR Report  
TPS7H1111-SEP

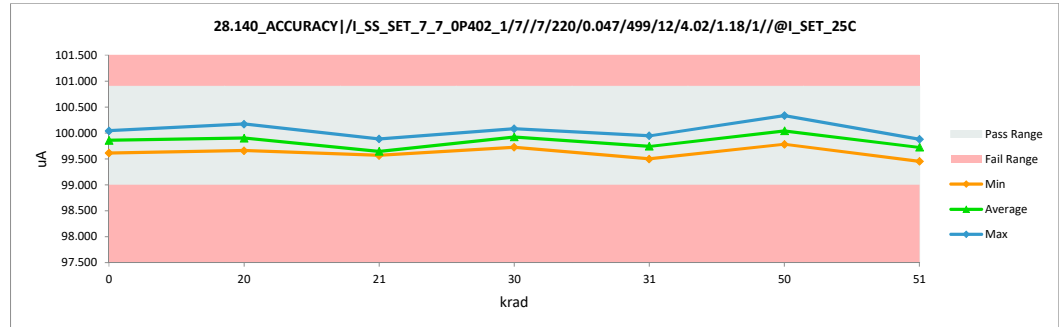
28.140_ACCURACY /I_SS_SET		
Test Site	Dallas	Dallas
Tester	ETS-364	ETS-364
Test Number	EB6938	EB6938
Unit	uA	uA
Max Limit	100.9	100.9
Min Limit	99	99

krad	Serial #	Pre	Post	Delta
21	1	99.709	99.580	-0.129
21	2	99.664	99.567	-0.097
21	3	100.115	99.882	-0.233
21	4	99.788	99.586	-0.202
21	5	99.779	99.617	-0.162
20	17	100.114	100.146	0.032
20	19	100.166	100.171	0.005
20	20	99.641	99.659	0.018
20	21	99.788	99.826	0.038
20	23	99.700	99.695	-0.005
31	6	100.077	99.848	-0.229
31	7	99.754	99.525	-0.229
31	8	99.691	99.499	-0.192
31	9	100.183	99.888	-0.295
31	10	100.122	99.944	-0.178
30	24	100.055	100.080	0.025
30	25	99.703	99.723	0.020
30	26	99.875	99.999	0.124
30	27	99.824	99.909	0.085
30	29	99.843	99.894	0.051
51	11	100.112	99.807	-0.305
51	12	100.041	99.699	-0.342
51	13	100.166	99.879	-0.287
51	15	100.169	99.776	-0.393
51	16	99.765	99.453	-0.312
50	30	99.729	99.783	0.054
50	32	100.150	100.319	0.169
50	39	99.859	99.923	0.064
50	40	100.166	100.333	0.167
50	41	99.794	99.825	0.031
0	61	99.952	99.948	-0.004
0	62	100.063	100.042	-0.021
0	63	99.812	99.826	0.014
0	64	99.618	99.612	-0.006
Max		100.183	100.333	0.169
Average		99.911	99.831	-0.080
Min		99.618	99.453	-0.393
Std Dev		0.192	0.221	0.158



28.140_ACCURACY /I_SS_SET		
Test Site	Dallas	
Tester	ETS-364	
Test Number	EB6938	
Max Limit	100.9	uA
Min Limit	99	uA

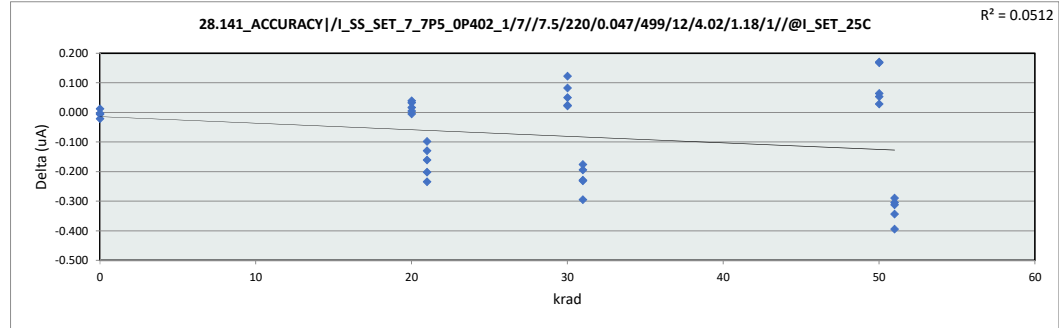
krad	0	20	21	30	31	50	51
LL	99.000	99.000	99.000	99.000	99.000	99.000	99.000
Min	99.612	99.659	99.567	99.723	99.499	99.783	99.453
Average	99.857	99.899	99.646	99.921	99.741	100.037	99.723
Max	100.042	100.171	99.882	100.080	99.944	100.333	99.879
UL	100.900	100.900	100.900	100.900	100.900	100.900	100.900



HDR Report  
TPS7H1111-SEP

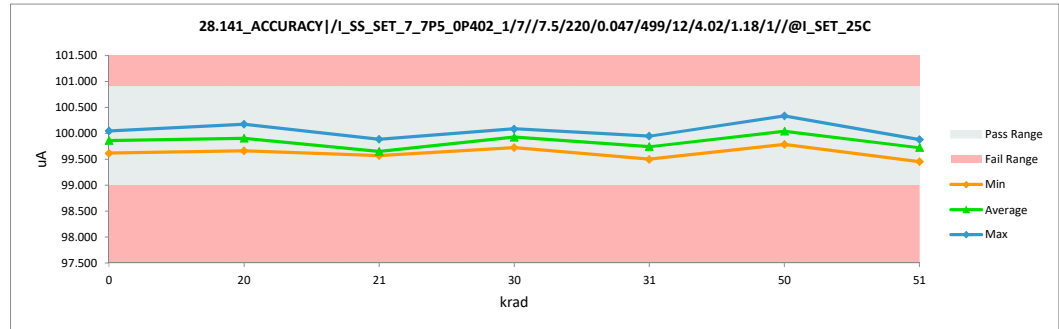
28.141_ACCURACY /I_SS_SET		
Test Site	Dallas	Dallas
Tester	ETS-364	ETS-364
Test Number	EB6938	EB6938
Unit	uA	uA
Max Limit	100.9	100.9
Min Limit	99	99

krad	Serial #	Pre	Post	Delta
21	1	99.711	99.582	-0.129
21	2	99.669	99.571	-0.098
21	3	100.119	99.885	-0.234
21	4	99.792	99.590	-0.202
21	5	99.782	99.621	-0.161
20	17	100.118	100.151	0.033
20	19	100.169	100.174	0.005
20	20	99.645	99.662	0.017
20	21	99.792	99.831	0.039
20	23	99.704	99.699	-0.005
31	6	100.082	99.853	-0.229
31	7	99.757	99.526	-0.231
31	8	99.694	99.500	-0.194
31	9	100.185	99.890	-0.295
31	10	100.123	99.947	-0.176
30	24	100.061	100.085	0.024
30	25	99.704	99.726	0.022
30	26	99.878	100.001	0.123
30	27	99.828	99.911	0.083
30	29	99.847	99.897	0.050
51	11	100.113	99.809	-0.304
51	12	100.043	99.700	-0.343
51	13	100.169	99.880	-0.289
51	15	100.174	99.780	-0.394
51	16	99.769	99.457	-0.312
50	30	99.732	99.786	0.054
50	32	100.152	100.322	0.170
50	39	99.863	99.927	0.064
50	40	100.168	100.336	0.168
50	41	99.800	99.829	0.029
0	61	99.956	99.953	-0.003
0	62	100.067	100.046	-0.021
0	63	99.817	99.829	0.012
0	64	99.622	99.616	-0.006
Max		100.185	100.336	0.170
Average		99.915	99.834	-0.080
Min		99.622	99.457	-0.394
Std Dev		0.192	0.221	0.159



28.141_ACCURACY /I_SS_SET		
Test Site	Dallas	
Tester	ETS-364	
Test Number	EB6938	
Max Limit	100.9	uA
Min Limit	99	uA

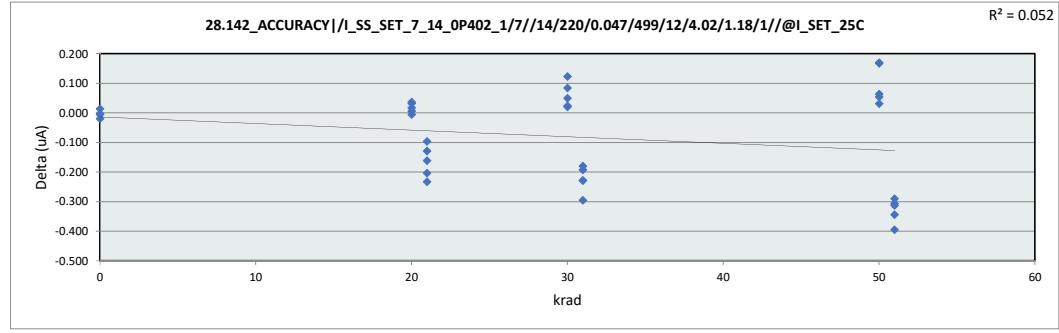
krad	0	20	21	30	31	50	51
LL	99.000	99.000	99.000	99.000	99.000	99.000	99.000
Min	99.616	99.662	99.571	99.726	99.500	99.786	99.457
Average	99.861	99.903	99.650	99.924	99.743	100.040	99.725
Max	100.046	100.174	99.885	100.085	99.947	100.336	99.880
UL	100.900	100.900	100.900	100.900	100.900	100.900	100.900



HDR Report  
TPS7H1111-SEP

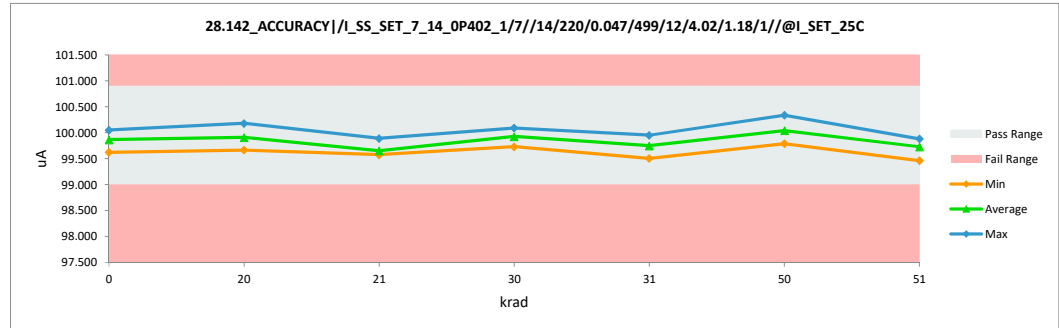
28.142_ACCURACY/I_SS_SET		
Test Site	Dallas	Dallas
Tester	ETS-364	ETS-364
Test Number	EB6938	EB6938
Unit	uA	uA
Max Limit	100.9	100.9
Min Limit	99	99

krad	Serial #	Pre	Post	Delta
21	1	99.715	99.586	-0.129
21	2	99.672	99.575	-0.097
21	3	100.123	99.890	-0.233
21	4	99.797	99.593	-0.204
21	5	99.786	99.624	-0.162
20	17	100.123	100.155	0.032
20	19	100.173	100.179	0.006
20	20	99.648	99.665	0.017
20	21	99.798	99.834	0.036
20	23	99.709	99.703	-0.006
31	6	100.087	99.858	-0.229
31	7	99.759	99.531	-0.228
31	8	99.698	99.505	-0.193
31	9	100.190	99.894	-0.296
31	10	100.131	99.951	-0.180
30	24	100.065	100.089	0.024
30	25	99.710	99.730	0.020
30	26	99.883	100.006	0.123
30	27	99.831	99.915	0.084
30	29	99.852	99.901	0.049
51	11	100.119	99.813	-0.306
51	12	100.048	99.704	-0.344
51	13	100.173	99.883	-0.290
51	15	100.177	99.782	-0.395
51	16	99.774	99.461	-0.313
50	30	99.737	99.791	0.054
50	32	100.155	100.325	0.170
50	39	99.867	99.931	0.064
50	40	100.172	100.339	0.167
50	41	99.803	99.834	0.031
0	61	99.960	99.958	-0.002
0	62	100.070	100.050	-0.020
0	63	99.818	99.832	0.014
0	64	99.627	99.621	-0.006
Max		100.190	100.339	0.170
Average		99.919	99.838	-0.081
Min		99.627	99.461	-0.395
Std Dev		0.192	0.221	0.159



28.142_ACCURACY/I_SS_SET		
Test Site	Dallas	
Tester	ETS-364	
Test Number	EB6938	
Max Limit	100.9	uA
Min Limit	99	uA

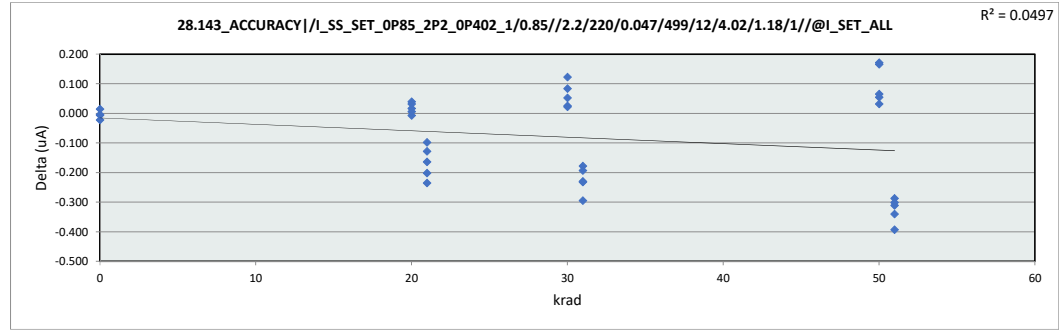
krad	0	20	21	30	31	50	51
LL	99.000	99.000	99.000	99.000	99.000	99.000	99.000
Min	99.621	99.665	99.575	99.730	99.505	99.791	99.461
Average	99.865	99.907	99.654	99.928	99.748	100.044	99.729
Max	100.050	100.179	99.890	100.089	99.951	100.339	99.883
UL	100.900	100.900	100.900	100.900	100.900	100.900	100.900



HDR Report  
TPS7H1111-SEP

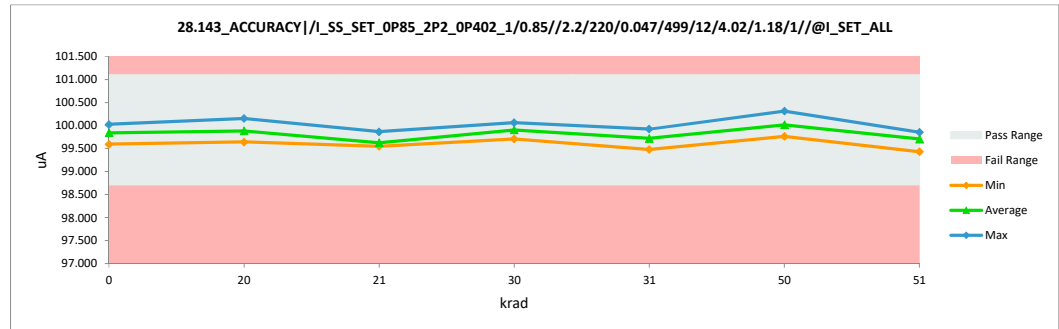
28.143_ACCURACY/I_SS_SET		
Test Site	Dallas	Dallas
Tester	ETS-364	ETS-364
Test Number	EB6938	EB6938
Unit	uA	uA
Max Limit	101.1	101.1
Min Limit	98.7	98.7

krad	Serial #	Pre	Post	Delta
21	1	99.687	99.558	-0.129
21	2	99.644	99.546	-0.098
21	3	100.099	99.863	-0.236
21	4	99.769	99.567	-0.202
21	5	99.756	99.592	-0.164
20	17	100.094	100.126	0.032
20	19	100.146	100.152	0.006
20	20	99.623	99.639	0.016
20	21	99.767	99.806	0.039
20	23	99.684	99.677	-0.007
31	6	100.049	99.817	-0.232
31	7	99.737	99.507	-0.230
31	8	99.671	99.478	-0.193
31	9	100.162	99.867	-0.295
31	10	100.101	99.923	-0.178
30	24	100.035	100.060	0.025
30	25	99.684	99.706	0.022
30	26	99.855	99.977	0.122
30	27	99.803	99.887	0.084
30	29	99.821	99.873	0.052
51	11	100.092	99.790	-0.302
51	12	100.021	99.681	-0.340
51	13	100.144	99.856	-0.288
51	15	100.151	99.758	-0.393
51	16	99.744	99.433	-0.311
50	30	99.710	99.764	0.054
50	32	100.126	100.297	0.171
50	39	99.833	99.898	0.065
50	40	100.144	100.310	0.166
50	41	99.772	99.804	0.032
0	61	99.933	99.929	-0.004
0	62	100.045	100.023	-0.022
0	63	99.793	99.807	0.014
0	64	99.599	99.593	-0.006
Max		100.162	100.310	0.171
Average		99.891	99.811	-0.080
Min		99.599	99.433	-0.393
Std Dev		0.191	0.220	0.158



28.143_ACCURACY/I_SS_SET		
Test Site	Dallas	
Tester	ETS-364	
Test Number	EB6938	
Max Limit	101.1	uA
Min Limit	98.7	uA

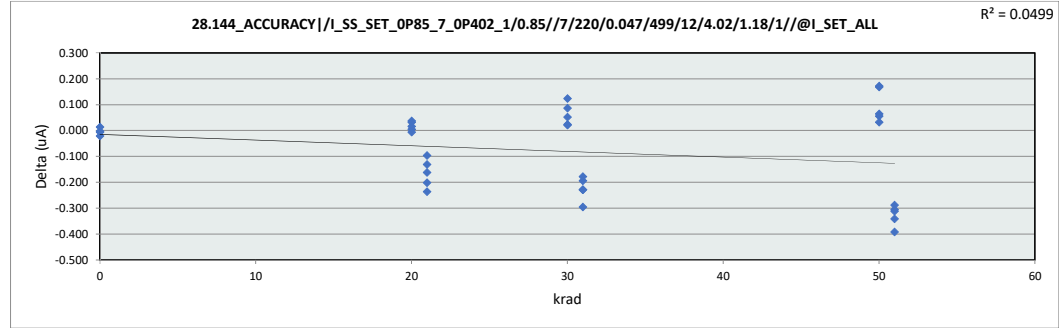
	0	20	21	30	31	50	51
LL	98.700	98.700	98.700	98.700	98.700	98.700	98.700
Min	99.593	99.639	99.546	99.706	99.478	99.764	99.433
Average	99.838	99.880	99.625	99.901	99.718	100.015	99.704
Max	100.023	100.152	99.863	100.060	99.923	100.310	99.856
UL	101.100	101.100	101.100	101.100	101.100	101.100	101.100



HDR Report  
TPS7H1111-SEP

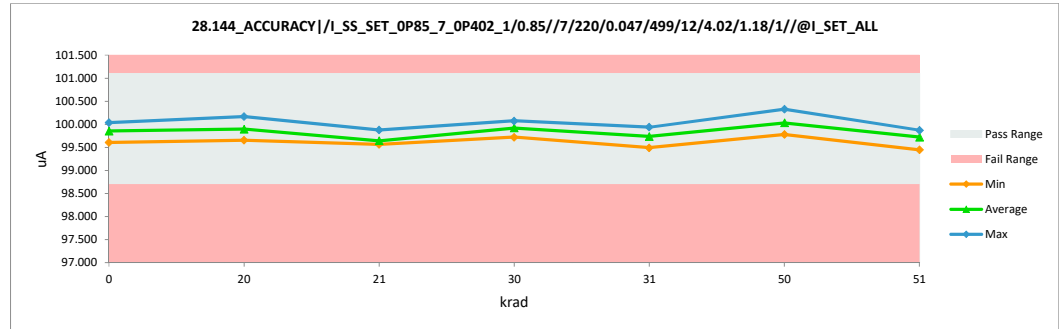
28.144_ACCURACY/I_SS_SET		
Test Site	Dallas	Dallas
Tester	ETS-364	ETS-364
Test Number	EB6938	EB6938
Unit	uA	uA
Max Limit	101.1	101.1
Min Limit	98.7	98.7

krad	Serial #	Pre	Post	Delta
21	1	99.704	99.573	-0.131
21	2	99.658	99.562	-0.096
21	3	100.111	99.875	-0.236
21	4	99.783	99.581	-0.202
21	5	99.773	99.611	-0.162
20	17	100.109	100.141	0.032
20	19	100.162	100.167	0.005
20	20	99.636	99.652	0.016
20	21	99.783	99.820	0.037
20	23	99.695	99.689	-0.006
31	6	100.072	99.843	-0.229
31	7	99.748	99.519	-0.229
31	8	99.686	99.492	-0.194
31	9	100.178	99.882	-0.296
31	10	100.116	99.938	-0.178
30	24	100.051	100.075	0.024
30	25	99.697	99.718	0.021
30	26	99.869	99.993	0.124
30	27	99.818	99.904	0.086
30	29	99.837	99.889	0.052
51	11	100.107	99.802	-0.305
51	12	100.035	99.694	-0.341
51	13	100.162	99.874	-0.288
51	15	100.164	99.772	-0.392
51	16	99.760	99.448	-0.312
50	30	99.724	99.779	0.055
50	32	100.144	100.316	0.172
50	39	99.853	99.917	0.064
50	40	100.160	100.328	0.168
50	41	99.789	99.821	0.032
0	61	99.947	99.944	-0.003
0	62	100.057	100.036	-0.021
0	63	99.807	99.821	0.014
0	64	99.612	99.606	-0.006
Max		100.178	100.328	0.172
Average		99.906	99.826	-0.080
Min		99.612	99.448	-0.392
Std Dev		0.192	0.221	0.159



28.144_ACCURACY/I_SS_SET		
Test Site	Dallas	
Tester	ETS-364	
Test Number	EB6938	
Max Limit	101.1	uA
Min Limit	98.7	uA

krad	0	20	21	30	31	50	51
LL	98.700	98.700	98.700	98.700	98.700	98.700	98.700
Min	99.606	99.652	99.562	99.718	99.492	99.779	99.448
Average	99.852	99.894	99.640	99.916	99.735	100.032	99.718
Max	100.036	100.167	99.875	100.075	99.938	100.328	99.874
UL	101.100	101.100	101.100	101.100	101.100	101.100	101.100

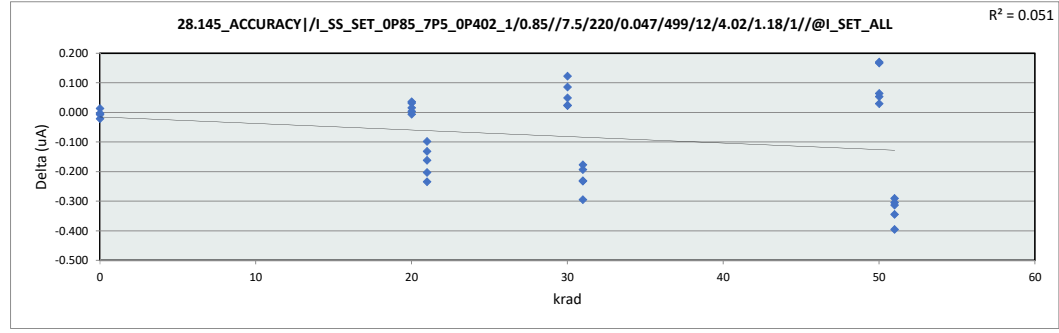




HDR Report  
TPS7H1111-SEP

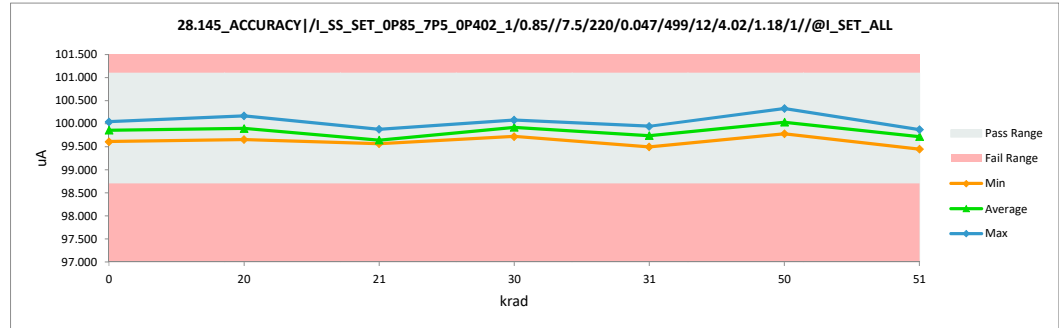
28.145_ACCURACY/I_SS_SET		
Test Site	Dallas	Dallas
Tester	ETS-364	ETS-364
Test Number	EB6938	EB6938
Unit	uA	uA
Max Limit	101.1	101.1
Min Limit	98.7	98.7

krad	Serial #	Pre	Post	Delta
21	1	99.707	99.576	-0.131
21	2	99.662	99.564	-0.098
21	3	100.112	99.878	-0.234
21	4	99.786	99.583	-0.203
21	5	99.777	99.615	-0.162
20	17	100.112	100.144	0.032
20	19	100.164	100.168	0.004
20	20	99.639	99.655	0.016
20	21	99.787	99.823	0.036
20	23	99.698	99.692	-0.006
31	6	100.079	99.847	-0.232
31	7	99.751	99.520	-0.231
31	8	99.687	99.494	-0.193
31	9	100.179	99.884	-0.295
31	10	100.119	99.942	-0.177
30	24	100.055	100.079	0.024
30	25	99.697	99.720	0.023
30	26	99.873	99.996	0.123
30	27	99.820	99.906	0.086
30	29	99.842	99.891	0.049
51	11	100.108	99.803	-0.305
51	12	100.038	99.694	-0.344
51	13	100.164	99.874	-0.290
51	15	100.167	99.772	-0.395
51	16	99.764	99.451	-0.313
50	30	99.727	99.781	0.054
50	32	100.145	100.315	0.170
50	39	99.857	99.921	0.064
50	40	100.163	100.330	0.167
50	41	99.793	99.823	0.030
0	61	99.951	99.948	-0.003
0	62	100.060	100.039	-0.021
0	63	99.810	99.823	0.013
0	64	99.617	99.610	-0.007
Max		100.179	100.330	0.170
Average		99.909	99.828	-0.081
Min		99.617	99.451	-0.395
Std Dev		0.192	0.221	0.159



28.145_ACCURACY/I_SS_SET		
Test Site	Dallas	
Tester	ETS-364	
Test Number	EB6938	
Max Limit	101.1	uA
Min Limit	98.7	uA

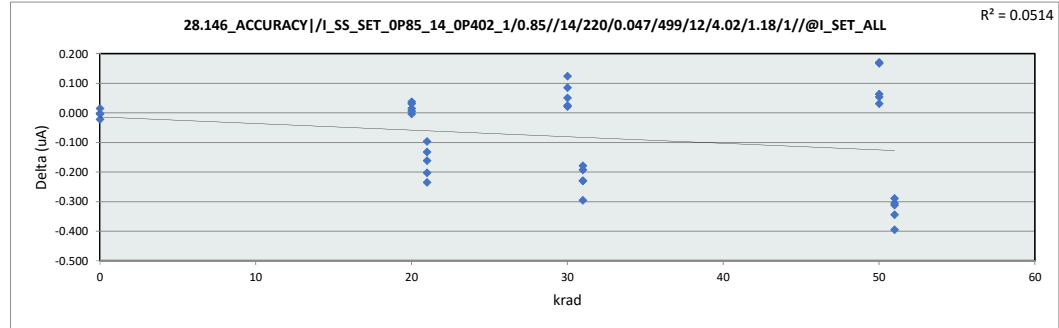
krad	0	20	21	30	31	50	51
LL	98.700	98.700	98.700	98.700	98.700	98.700	98.700
Min	99.610	99.655	99.564	99.720	99.494	99.781	99.451
Average	99.855	99.896	99.643	99.918	99.737	100.034	99.719
Max	100.039	100.168	99.878	100.079	99.942	100.330	99.874
UL	101.100	101.100	101.100	101.100	101.100	101.100	101.100



HDR Report  
TPS7H1111-SEP

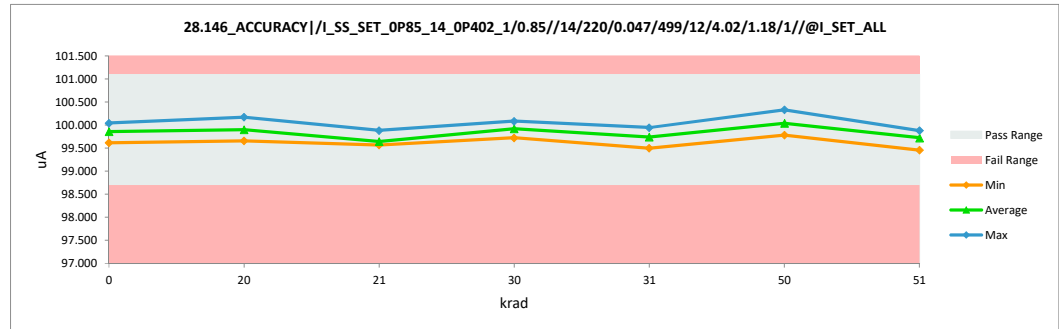
28.146_ACCURACY /I_SS_SET		
Test Site	Dallas	Dallas
Tester	ETS-364	ETS-364
Test Number	EB6938	EB6938
Unit	uA	uA
Max Limit	101.1	101.1
Min Limit	98.7	98.7

krad	Serial #	Pre	Post	Delta
21	1	99.710	99.578	-0.132
21	2	99.665	99.568	-0.097
21	3	100.117	99.882	-0.235
21	4	99.790	99.587	-0.203
21	5	99.779	99.617	-0.162
20	17	100.117	100.148	0.031
20	19	100.166	100.172	0.006
20	20	99.643	99.658	0.015
20	21	99.790	99.828	0.038
20	23	99.701	99.697	-0.004
31	6	100.081	99.851	-0.230
31	7	99.754	99.524	-0.230
31	8	99.692	99.499	-0.193
31	9	100.183	99.887	-0.296
31	10	100.124	99.945	-0.179
30	24	100.058	100.083	0.025
30	25	99.702	99.723	0.021
30	26	99.876	100.000	0.124
30	27	99.824	99.909	0.085
30	29	99.845	99.895	0.050
51	11	100.112	99.807	-0.305
51	12	100.043	99.699	-0.344
51	13	100.167	99.878	-0.289
51	15	100.171	99.776	-0.395
51	16	99.767	99.455	-0.312
50	30	99.731	99.785	0.054
50	32	100.150	100.321	0.171
50	39	99.861	99.925	0.064
50	40	100.167	100.334	0.167
50	41	99.796	99.827	0.031
0	61	99.953	99.951	-0.002
0	62	100.065	100.043	-0.022
0	63	99.812	99.827	0.015
0	64	99.619	99.615	-0.004
Max		100.183	100.334	0.171
Average		99.913	99.832	-0.080
Min		99.619	99.455	-0.395
Std Dev		0.192	0.221	0.159



28.146_ACCURACY /I_SS_SET		
Test Site	Dallas	
Tester	ETS-364	
Test Number	EB6938	
Max Limit	101.1	uA
Min Limit	98.7	uA

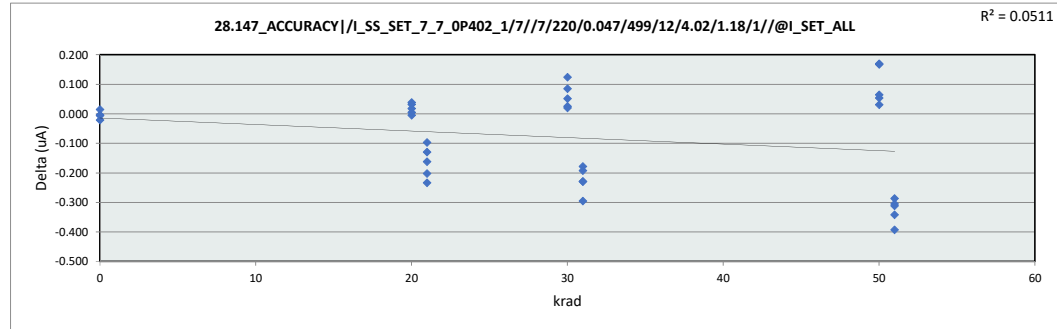
	0	20	21	30	31	50	51
LL	98.700	98.700	98.700	98.700	98.700	98.700	98.700
Min	99.615	99.658	99.568	99.723	99.499	99.785	99.455
Average	99.859	99.901	99.646	99.922	99.741	100.038	99.723
Max	100.043	100.172	99.882	100.083	99.945	100.334	99.878
UL	101.100	101.100	101.100	101.100	101.100	101.100	101.100



HDR Report  
TPS7H1111-SEP

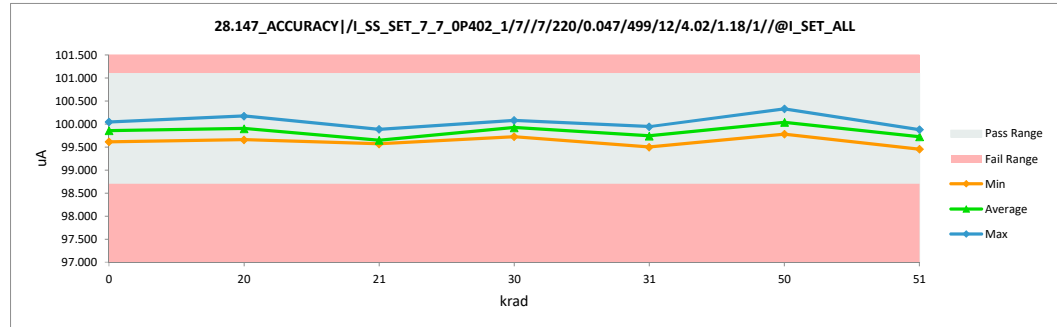
28.147_ACCURACY /I_SS_SET		
Test Site	Dallas	Dallas
Tester	ETS-364	ETS-364
Test Number	EB6938	EB6938
Unit	uA	uA
Max Limit	101.1	101.1
Min Limit	98.7	98.7

krad	Serial #	Pre	Post	Delta
21	1	99.709	99.580	-0.129
21	2	99.664	99.567	-0.097
21	3	100.115	99.882	-0.233
21	4	99.788	99.586	-0.202
21	5	99.779	99.617	-0.162
20	17	100.114	100.146	0.032
20	19	100.166	100.171	0.005
20	20	99.641	99.659	0.018
20	21	99.788	99.826	0.038
20	23	99.700	99.695	-0.005
31	6	100.077	99.848	-0.229
31	7	99.754	99.525	-0.229
31	8	99.691	99.499	-0.192
31	9	100.183	99.888	-0.295
31	10	100.122	99.944	-0.178
30	24	100.055	100.080	0.025
30	25	99.703	99.723	0.020
30	26	99.875	99.999	0.124
30	27	99.824	99.909	0.085
30	29	99.843	99.894	0.051
51	11	100.112	99.807	-0.305
51	12	100.041	99.699	-0.342
51	13	100.166	99.879	-0.287
51	15	100.169	99.776	-0.393
51	16	99.765	99.453	-0.312
50	30	99.729	99.783	0.054
50	32	100.150	100.319	0.169
50	39	99.859	99.923	0.064
50	40	100.166	100.333	0.167
50	41	99.794	99.825	0.031
0	61	99.952	99.948	-0.004
0	62	100.063	100.042	-0.021
0	63	99.812	99.826	0.014
0	64	99.618	99.612	-0.006
Max		100.183	100.333	0.169
Average		99.911	99.831	-0.080
Min		99.618	99.453	-0.393
Std Dev		0.192	0.221	0.158



28.147_ACCURACY /I_SS_SET		
Test Site	Dallas	
Tester	ETS-364	
Test Number	EB6938	
Max Limit	101.1	uA
Min Limit	98.7	uA

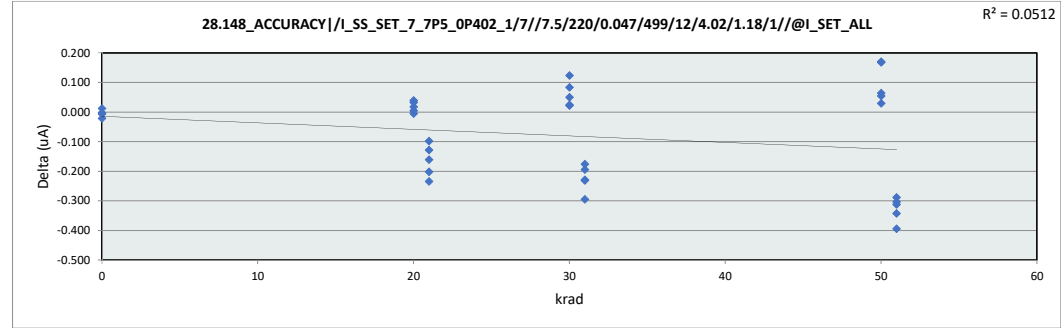
	0	20	21	30	31	50	51
LL	98.700	98.700	98.700	98.700	98.700	98.700	98.700
Min	99.612	99.659	99.567	99.723	99.499	99.783	99.453
Average	99.857	99.899	99.646	99.921	99.741	100.037	99.723
Max	100.042	100.171	99.882	100.080	99.944	100.333	99.879
UL	101.100	101.100	101.100	101.100	101.100	101.100	101.100



HDR Report  
TPS7H1111-SEP

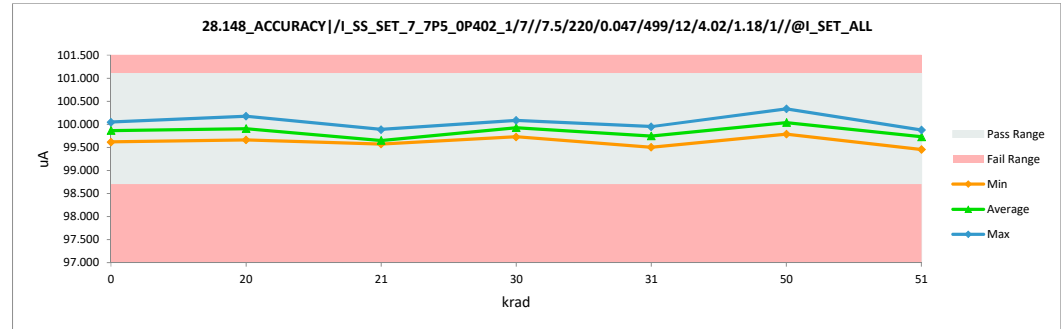
28.148_ACCURACY /I_SS_SET		
Test Site	Dallas	Dallas
Tester	ETS-364	ETS-364
Test Number	EB6938	EB6938
Unit	uA	uA
Max Limit	101.1	101.1
Min Limit	98.7	98.7

krad	Serial #	Pre	Post	Delta
21	1	99.711	99.582	-0.129
21	2	99.669	99.571	-0.098
21	3	100.119	99.885	-0.234
21	4	99.792	99.590	-0.202
21	5	99.782	99.621	-0.161
20	17	100.118	100.151	0.033
20	19	100.169	100.174	0.005
20	20	99.645	99.662	0.017
20	21	99.792	99.831	0.039
20	23	99.704	99.699	-0.005
31	6	100.082	99.853	-0.229
31	7	99.757	99.526	-0.231
31	8	99.694	99.500	-0.194
31	9	100.185	99.890	-0.295
31	10	100.123	99.947	-0.176
30	24	100.061	100.085	0.024
30	25	99.704	99.726	0.022
30	26	99.878	100.001	0.123
30	27	99.828	99.911	0.083
30	29	99.847	99.897	0.050
51	11	100.113	99.809	-0.304
51	12	100.043	99.700	-0.343
51	13	100.169	99.880	-0.289
51	15	100.174	99.780	-0.394
51	16	99.769	99.457	-0.312
50	30	99.732	99.786	0.054
50	32	100.152	100.322	0.170
50	39	99.863	99.927	0.064
50	40	100.168	100.336	0.168
50	41	99.800	99.829	0.029
0	61	99.956	99.953	-0.003
0	62	100.067	100.046	-0.021
0	63	99.817	99.829	0.012
0	64	99.622	99.616	-0.006
Max		100.185	100.336	0.170
Average		99.915	99.834	-0.080
Min		99.622	99.457	-0.394
Std Dev		0.192	0.221	0.159



28.148_ACCURACY /I_SS_SET		
Test Site	Dallas	
Tester	ETS-364	
Test Number	EB6938	
Max Limit	101.1	uA
Min Limit	98.7	uA

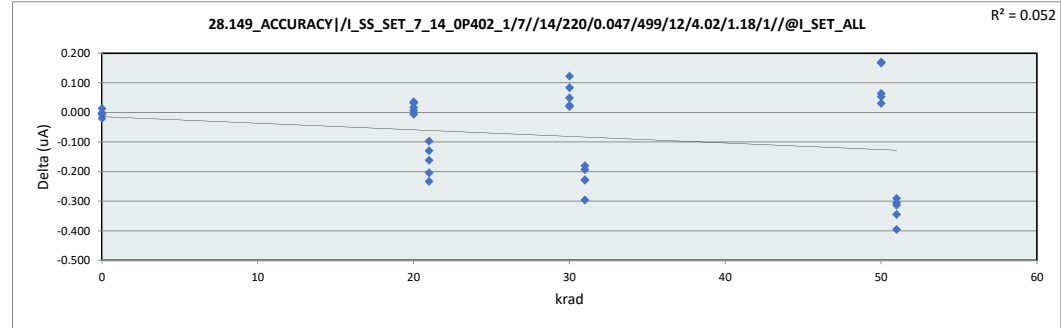
	0	20	21	30	31	50	51
LL	98.700	98.700	98.700	98.700	98.700	98.700	98.700
Min	99.616	99.662	99.571	99.726	99.500	99.786	99.457
Average	99.861	99.903	99.650	99.924	99.743	100.040	99.725
Max	100.046	100.174	99.885	100.085	99.947	100.336	99.880
UL	101.100	101.100	101.100	101.100	101.100	101.100	101.100



HDR Report  
TPS7H1111-SEP

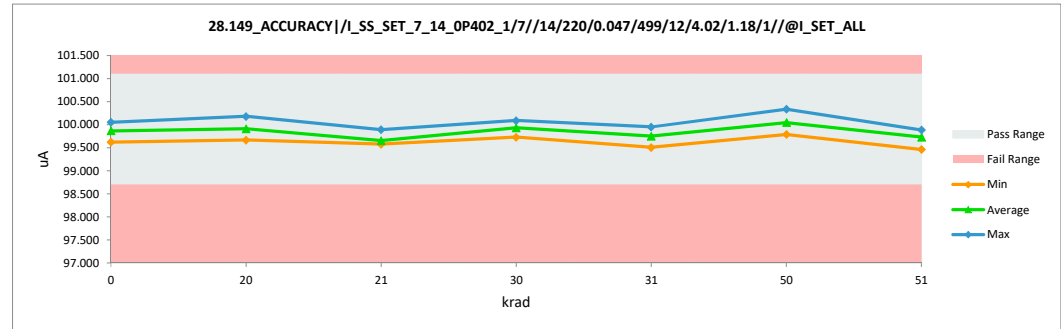
28.149_ACCURACY/I_SS_SET		
Test Site	Dallas	Dallas
Tester	ETS-364	ETS-364
Test Number	EB6938	EB6938
Unit	uA	uA
Max Limit	101.1	101.1
Min Limit	98.7	98.7

krad	Serial #	Pre	Post	Delta
21	1	99.715	99.586	-0.129
21	2	99.672	99.575	-0.097
21	3	100.123	99.890	-0.233
21	4	99.797	99.593	-0.204
21	5	99.786	99.624	-0.162
20	17	100.123	100.155	0.032
20	19	100.173	100.179	0.006
20	20	99.648	99.665	0.017
20	21	99.798	99.834	0.036
20	23	99.709	99.703	-0.006
31	6	100.087	99.858	-0.229
31	7	99.759	99.531	-0.228
31	8	99.698	99.505	-0.193
31	9	100.190	99.894	-0.296
31	10	100.131	99.951	-0.180
30	24	100.065	100.089	0.024
30	25	99.710	99.730	0.020
30	26	99.883	100.006	0.123
30	27	99.831	99.915	0.084
30	29	99.852	99.901	0.049
51	11	100.119	99.813	-0.306
51	12	100.048	99.704	-0.344
51	13	100.173	99.883	-0.290
51	15	100.177	99.782	-0.395
51	16	99.774	99.461	-0.313
50	30	99.737	99.791	0.054
50	32	100.155	100.325	0.170
50	39	99.867	99.931	0.064
50	40	100.172	100.339	0.167
50	41	99.803	99.834	0.031
0	61	99.960	99.958	-0.002
0	62	100.070	100.050	-0.020
0	63	99.818	99.832	0.014
0	64	99.627	99.621	-0.006
Max		100.190	100.339	0.170
Average		99.919	99.838	-0.081
Min		99.627	99.461	-0.395
Std Dev		0.192	0.221	0.159



28.149_ACCURACY/I_SS_SET		
Test Site	Dallas	
Tester	ETS-364	
Test Number	EB6938	
Max Limit	101.1	uA
Min Limit	98.7	uA

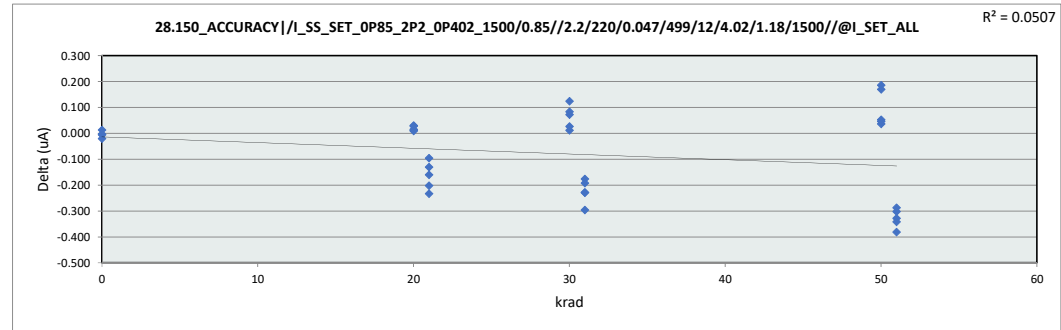
	0	20	21	30	31	50	51
LL	98.700	98.700	98.700	98.700	98.700	98.700	98.700
Min	99.621	99.665	99.575	99.730	99.505	99.791	99.461
Average	99.865	99.907	99.654	99.928	99.748	100.044	99.729
Max	100.050	100.179	99.890	100.089	99.951	100.339	99.883
UL	101.100	101.100	101.100	101.100	101.100	101.100	101.100



HDR Report  
TPS7H1111-SEP

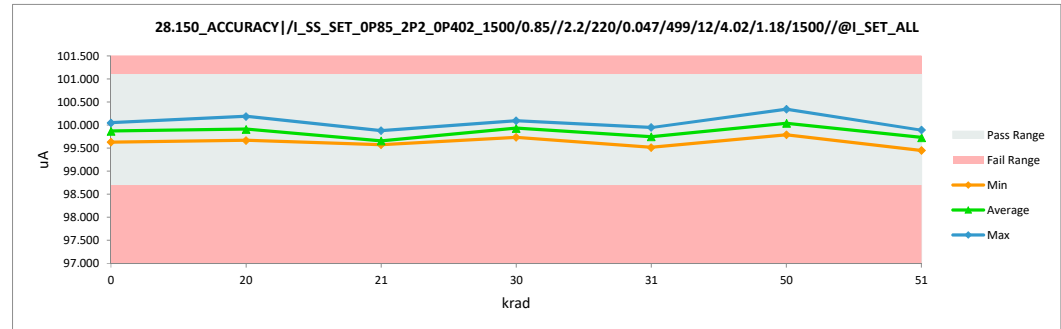
28.150_ACCURACY /I_SS_SET		
Test Site	Dallas	Dallas
Tester	ETS-364	ETS-364
Test Number	EB6938	EB6938
Unit	uA	uA
Max Limit	101.1	101.1
Min Limit	98.7	98.7

krad	Serial #	Pre	Post	Delta
21	1	99.726	99.596	-0.130
21	2	99.671	99.575	-0.096
21	3	100.113	99.880	-0.233
21	4	99.804	99.602	-0.202
21	5	99.790	99.630	-0.160
20	17	100.131	100.161	0.030
20	19	100.161	100.189	0.028
20	20	99.657	99.666	0.009
20	21	99.807	99.822	0.015
20	23	99.702	99.714	0.012
31	6	100.074	99.845	-0.229
31	7	99.753	99.525	-0.228
31	8	99.706	99.514	-0.192
31	9	100.200	99.904	-0.296
31	10	100.126	99.950	-0.176
30	24	100.069	100.095	0.026
30	25	99.722	99.734	0.012
30	26	99.869	99.993	0.124
30	27	99.838	99.922	0.084
30	29	99.838	99.910	0.072
51	11	100.108	99.806	-0.302
51	12	100.057	99.715	-0.342
51	13	100.182	99.894	-0.288
51	15	100.167	99.786	-0.381
51	16	99.779	99.451	-0.328
50	30	99.746	99.792	0.046
50	32	100.141	100.311	0.170
50	39	99.861	99.914	0.053
50	40	100.157	100.343	0.186
50	41	99.805	99.842	0.037
0	61	99.971	99.968	-0.003
0	62	100.071	100.051	-0.020
0	63	99.810	99.823	0.013
0	64	99.634	99.629	-0.005
Max		100.200	100.343	0.186
Average		99.919	99.840	-0.079
Min		99.634	99.451	-0.381
Std Dev		0.188	0.220	0.159



28.150_ACCURACY /I_SS_SET		
Test Site	Dallas	
Tester	ETS-364	
Test Number	EB6938	
Max Limit	101.1	uA
Min Limit	98.7	uA

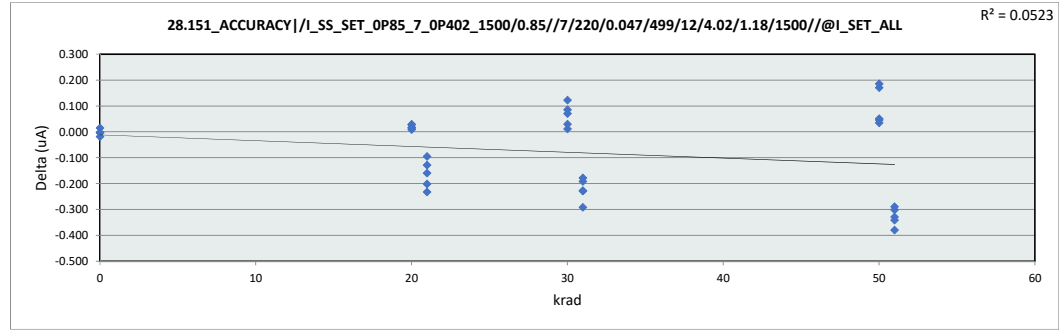
krad	0	20	21	30	31	50	51
LL	98.700	98.700	98.700	98.700	98.700	98.700	98.700
Min	99.629	99.666	99.575	99.734	99.514	99.792	99.451
Average	99.868	99.910	99.657	99.931	99.748	100.040	99.730
Max	100.051	100.189	99.880	100.095	99.950	100.343	99.894
UL	101.100	101.100	101.100	101.100	101.100	101.100	101.100



HDR Report  
TPS7H1111-SEP

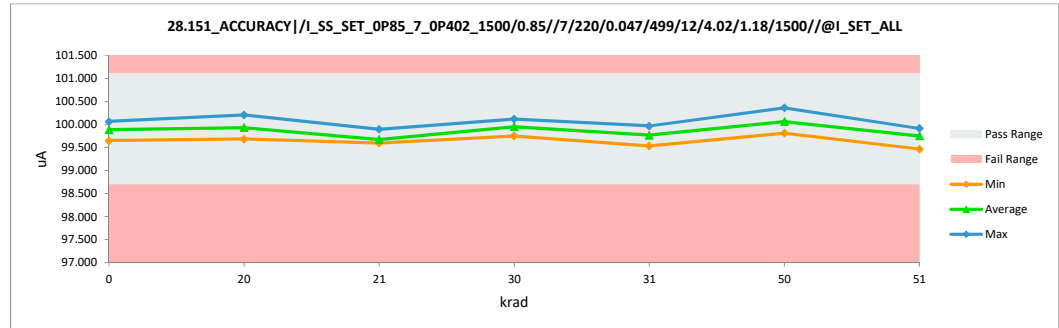
28.151_ACCURACY/I_SS_SET		
Test Site	Dallas	Dallas
Tester	ETS-364	ETS-364
Test Number	EB6938	EB6938
Unit	uA	uA
Max Limit	101.1	101.1
Min Limit	98.7	98.7

krad	Serial #	Pre	Post	Delta
21	1	99.743	99.615	-0.128
21	2	99.689	99.594	-0.095
21	3	100.129	99.896	-0.233
21	4	99.820	99.619	-0.201
21	5	99.811	99.651	-0.160
20	17	100.151	100.179	0.028
20	19	100.179	100.207	0.028
20	20	99.672	99.681	0.009
20	21	99.822	99.839	0.017
20	23	99.715	99.730	0.015
31	6	100.100	99.871	-0.229
31	7	99.767	99.539	-0.228
31	8	99.722	99.531	-0.191
31	9	100.216	99.924	-0.292
31	10	100.145	99.967	-0.178
30	24	100.085	100.115	0.030
30	25	99.737	99.748	0.011
30	26	99.888	100.010	0.122
30	27	99.856	99.941	0.085
30	29	99.856	99.927	0.071
51	11	100.123	99.822	-0.301
51	12	100.072	99.731	-0.341
51	13	100.203	99.914	-0.289
51	15	100.182	99.802	-0.380
51	16	99.797	99.468	-0.329
50	30	99.763	99.809	0.046
50	32	100.160	100.330	0.170
50	39	99.883	99.934	0.051
50	40	100.178	100.363	0.185
50	41	99.826	99.861	0.035
0	61	99.988	99.985	-0.003
0	62	100.085	100.066	-0.019
0	63	99.824	99.839	0.015
0	64	99.650	99.646	-0.004
Max		100.216	100.363	0.185
Average		99.936	99.857	-0.079
Min		99.650	99.468	-0.380
Std Dev		0.189	0.221	0.159



28.151_ACCURACY/I_SS_SET		
Test Site	Dallas	
Tester	ETS-364	
Test Number	EB6938	
Max Limit	101.1	uA
Min Limit	98.7	uA

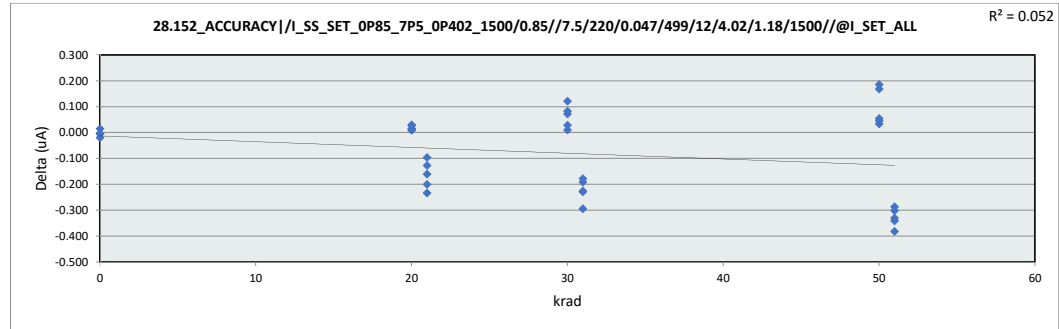
krad	0	20	21	30	31	50	51
LL	98.700	98.700	98.700	98.700	98.700	98.700	98.700
Min	99.646	99.681	99.594	99.748	99.531	99.809	99.468
Average	99.884	99.927	99.675	99.948	99.766	100.059	99.747
Max	100.066	100.207	99.896	100.115	99.967	100.363	99.914
UL	101.100	101.100	101.100	101.100	101.100	101.100	101.100



HDR Report  
TPS7H1111-SEP

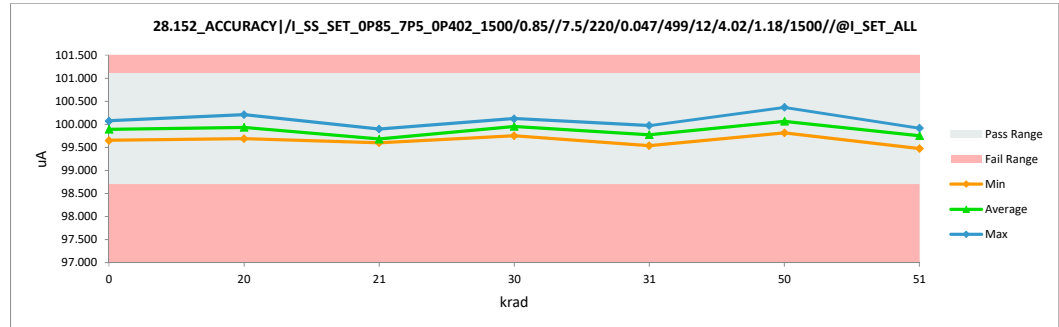
28.152_ACCURACY/I_SS_SET		
Test Site	Dallas	Dallas
Tester	ETS-364	ETS-364
Test Number	EB6938	EB6938
Unit	uA	uA
Max Limit	101.1	101.1
Min Limit	98.7	98.7

krad	Serial #	Pre	Post	Delta
21	1	99.747	99.620	-0.127
21	2	99.693	99.597	-0.096
21	3	100.133	99.900	-0.233
21	4	99.825	99.625	-0.200
21	5	99.817	99.656	-0.161
20	17	100.155	100.185	0.030
20	19	100.183	100.210	0.027
20	20	99.678	99.687	0.009
20	21	99.829	99.844	0.015
20	23	99.721	99.734	0.013
31	6	100.108	99.879	-0.229
31	7	99.769	99.543	-0.226
31	8	99.726	99.534	-0.192
31	9	100.222	99.928	-0.294
31	10	100.150	99.972	-0.178
30	24	100.092	100.121	0.029
30	25	99.742	99.752	0.010
30	26	99.893	100.014	0.121
30	27	99.861	99.944	0.083
30	29	99.860	99.932	0.072
51	11	100.128	99.826	-0.302
51	12	100.076	99.735	-0.341
51	13	100.205	99.918	-0.287
51	15	100.187	99.805	-0.382
51	16	99.803	99.473	-0.330
50	30	99.767	99.813	0.046
50	32	100.165	100.333	0.168
50	39	99.888	99.942	0.054
50	40	100.182	100.367	0.185
50	41	99.832	99.865	0.033
0	61	99.994	99.989	-0.005
0	62	100.092	100.072	-0.020
0	63	99.828	99.843	0.015
0	64	99.655	99.651	-0.004
Max		100.222	100.367	0.185
Average		99.941	99.862	-0.079
Min		99.655	99.473	-0.382
Std Dev		0.189	0.221	0.159



28.152_ACCURACY/I_SS_SET		
Test Site	Dallas	
Tester	ETS-364	
Test Number	EB6938	
Max Limit	101.1	uA
Min Limit	98.7	uA

	0	20	21	30	31	50	51
LL	98.700	98.700	98.700	98.700	98.700	98.700	98.700
Min	99.651	99.687	99.597	99.752	99.534	99.813	99.473
Average	99.889	99.932	99.680	99.953	99.771	100.064	99.751
Max	100.072	100.210	99.900	100.121	99.972	100.367	99.918
UL	101.100	101.100	101.100	101.100	101.100	101.100	101.100

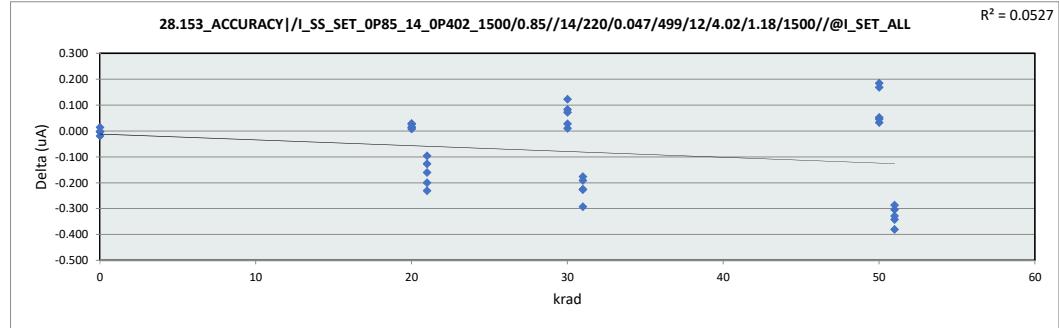




HDR Report  
TPS7H1111-SEP

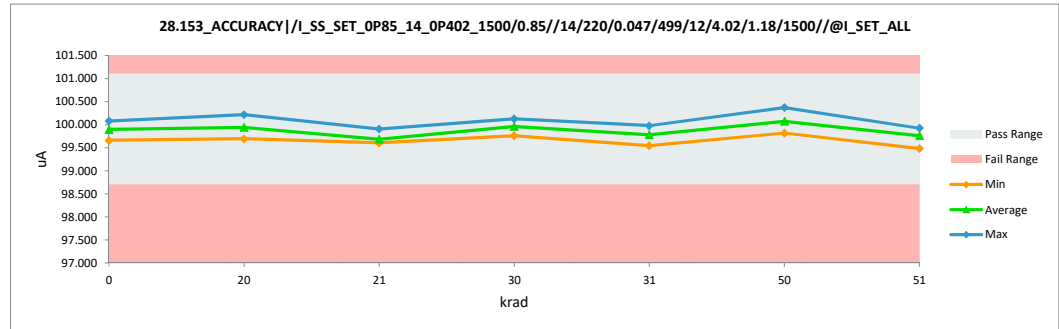
28.153_ACCURACY/I_SS_SET		
Test Site	Dallas	Dallas
Tester	ETS-364	ETS-364
Test Number	EB6938	EB6938
Unit	uA	uA
Max Limit	101.1	101.1
Min Limit	98.7	98.7

krad	Serial #	Pre	Post	Delta
21	1	99.753	99.626	-0.127
21	2	99.700	99.604	-0.096
21	3	100.139	99.908	-0.231
21	4	99.832	99.632	-0.200
21	5	99.823	99.663	-0.160
20	17	100.164	100.193	0.029
20	19	100.190	100.216	0.026
20	20	99.684	99.692	0.008
20	21	99.835	99.850	0.015
20	23	99.728	99.741	0.013
31	6	100.113	99.887	-0.226
31	7	99.775	99.549	-0.226
31	8	99.734	99.543	-0.191
31	9	100.228	99.935	-0.293
31	10	100.156	99.979	-0.177
30	24	100.099	100.127	0.028
30	25	99.749	99.759	0.010
30	26	99.899	100.022	0.123
30	27	99.868	99.951	0.083
30	29	99.867	99.939	0.072
51	11	100.136	99.832	-0.304
51	12	100.085	99.743	-0.342
51	13	100.212	99.925	-0.287
51	15	100.194	99.814	-0.380
51	16	99.810	99.481	-0.329
50	30	99.774	99.820	0.046
50	32	100.172	100.340	0.168
50	39	99.895	99.947	0.052
50	40	100.188	100.373	0.185
50	41	99.838	99.871	0.033
0	61	99.999	99.997	-0.002
0	62	100.098	100.078	-0.020
0	63	99.835	99.849	0.014
0	64	99.662	99.658	-0.004
Max		100.228	100.373	0.185
Average		99.948	99.869	-0.079
Min		99.662	99.481	-0.380
Std Dev		0.189	0.221	0.159



28.153_ACCURACY/I_SS_SET		
Test Site	Dallas	
Tester	ETS-364	
Test Number	EB6938	
Max Limit	101.1	uA
Min Limit	98.7	uA

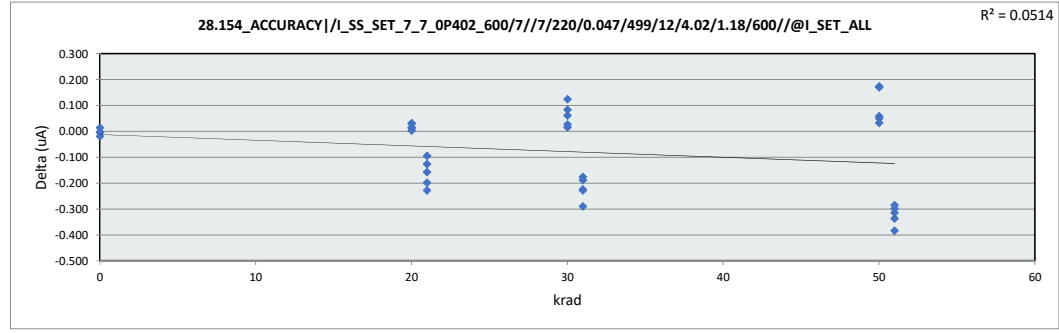
krad	0	20	21	30	31	50	51
LL	98.700	98.700	98.700	98.700	98.700	98.700	98.700
Min	99.658	99.692	99.604	99.759	99.543	99.820	99.481
Average	99.896	99.938	99.687	99.960	99.779	100.070	99.759
Max	100.078	100.216	99.908	100.127	99.979	100.373	99.925
UL	101.100	101.100	101.100	101.100	101.100	101.100	101.100



HDR Report  
TPS7H1111-SEP

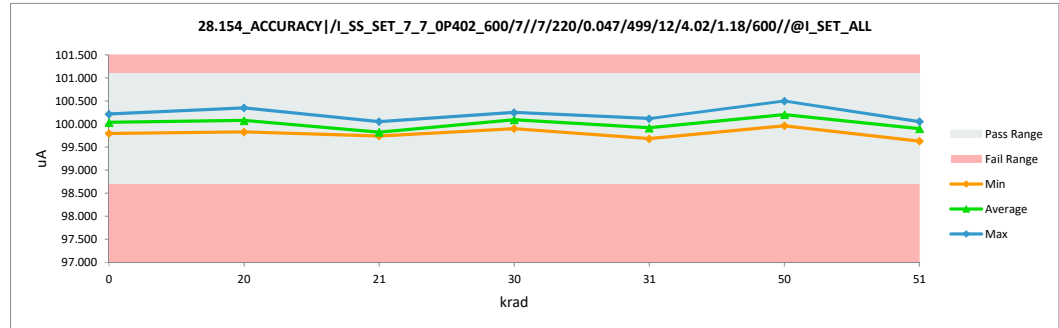
28.154_ACCURACY /I_SS_SET		
Test Site	Dallas	Dallas
Tester	ETS-364	ETS-364
Test Number	EB6938	EB6938
Unit	uA	uA
Max Limit	101.1	101.1
Min Limit	98.7	98.7

krad	Serial #	Pre	Post	Delta
21	1	99.885	99.758	-0.127
21	2	99.837	99.742	-0.095
21	3	100.284	100.056	-0.228
21	4	99.967	99.769	-0.198
21	5	99.951	99.793	-0.158
20	17	100.293	100.325	0.032
20	19	100.334	100.350	0.016
20	20	99.814	99.827	0.013
20	21	99.967	99.996	0.029
20	23	99.876	99.879	0.003
31	6	100.247	100.019	-0.228
31	7	99.924	99.700	-0.224
31	8	99.869	99.680	-0.189
31	9	100.355	100.065	-0.290
31	10	100.294	100.118	-0.176
30	24	100.226	100.252	0.026
30	25	99.885	99.901	0.016
30	26	100.038	100.162	0.124
30	27	100.003	100.087	0.084
30	29	100.007	100.068	0.061
51	11	100.280	99.981	-0.299
51	12	100.218	99.881	-0.337
51	13	100.341	100.056	-0.285
51	15	100.338	99.954	-0.384
51	16	99.943	99.629	-0.314
50	30	99.911	99.961	0.050
50	32	100.311	100.481	0.170
50	39	100.031	100.090	0.059
50	40	100.328	100.502	0.174
50	41	99.969	100.002	0.033
0	61	100.134	100.130	-0.004
0	62	100.235	100.216	-0.019
0	63	99.984	99.998	0.014
0	64	99.798	99.795	-0.003
	Max	100.355	100.502	0.174
	Average	100.085	100.007	-0.078
	Min	99.798	99.629	-0.384
	Std Dev	0.189	0.218	0.157



28.154_ACCURACY /I_SS_SET		
Test Site	Dallas	
Tester	ETS-364	
Test Number	EB6938	
Max Limit	101.1	uA
Min Limit	98.7	uA

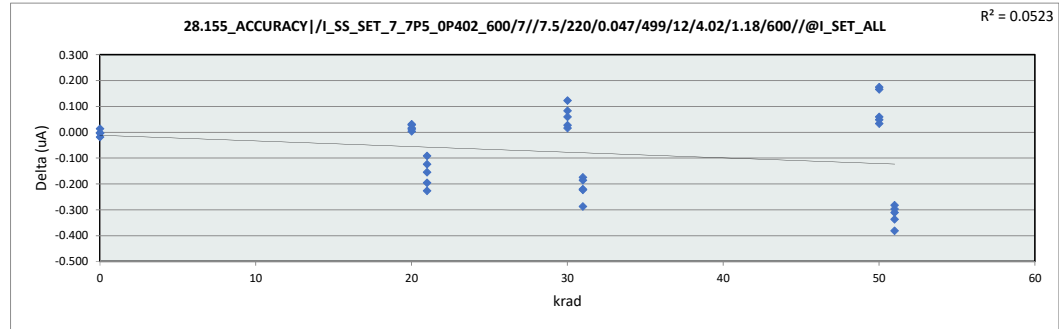
	0	20	21	30	31	50	51
LL	98.700	98.700	98.700	98.700	98.700	98.700	98.700
Min	99.795	99.827	99.742	99.901	99.680	99.961	99.629
Average	100.035	100.075	99.824	100.094	99.916	100.207	99.900
Max	100.216	100.350	100.056	100.252	100.118	100.502	100.056
UL	101.100	101.100	101.100	101.100	101.100	101.100	101.100



HDR Report  
TPS7H1111-SEP

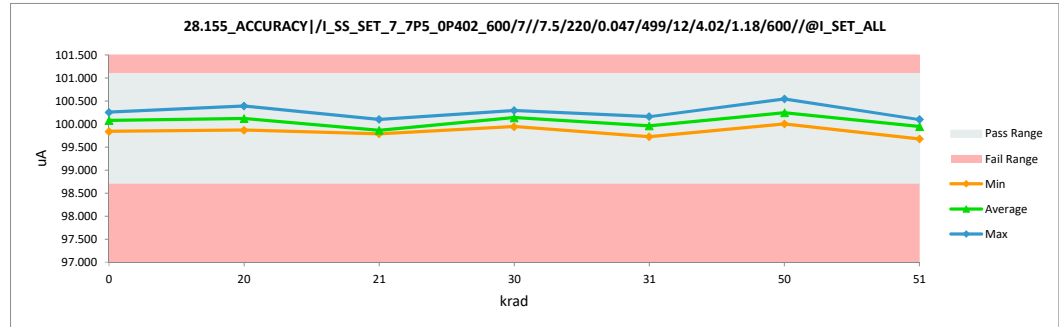
28.155_ACCURACY /I_SS_SET		
Test Site	Dallas	Dallas
Tester	ETS-364	ETS-364
Test Number	EB6938	EB6938
Unit	uA	uA
Max Limit	101.1	101.1
Min Limit	98.7	98.7

krad	Serial #	Pre	Post	Delta
21	1	99.927	99.803	-0.124
21	2	99.879	99.787	-0.092
21	3	100.326	100.099	-0.227
21	4	100.009	99.813	-0.196
21	5	99.991	99.836	-0.155
20	17	100.339	100.370	0.031
20	19	100.375	100.391	0.016
20	20	99.855	99.868	0.013
20	21	100.010	100.038	0.028
20	23	99.921	99.925	0.004
31	6	100.288	100.065	-0.223
31	7	99.964	99.744	-0.220
31	8	99.910	99.724	-0.186
31	9	100.398	100.111	-0.287
31	10	100.335	100.161	-0.174
30	24	100.268	100.295	0.027
30	25	99.928	99.944	0.016
30	26	100.081	100.204	0.123
30	27	100.047	100.130	0.083
30	29	100.048	100.107	0.059
51	11	100.321	100.024	-0.297
51	12	100.262	99.926	-0.336
51	13	100.382	100.100	-0.282
51	15	100.380	99.999	-0.381
51	16	99.985	99.674	-0.311
50	30	99.955	100.003	0.048
50	32	100.352	100.518	0.166
50	39	100.074	100.133	0.059
50	40	100.368	100.543	0.175
50	41	100.011	100.044	0.033
0	61	100.177	100.175	-0.002
0	62	100.276	100.257	-0.019
0	63	100.024	100.038	0.014
0	64	99.842	99.839	-0.003
Max		100.398	100.543	0.175
Average		100.127	100.050	-0.077
Min		99.842	99.674	-0.381
Std Dev		0.189	0.217	0.156



28.155_ACCURACY /I_SS_SET		
Test Site	Dallas	
Tester	ETS-364	
Test Number	EB6938	
Max Limit	101.1	uA
Min Limit	98.7	uA

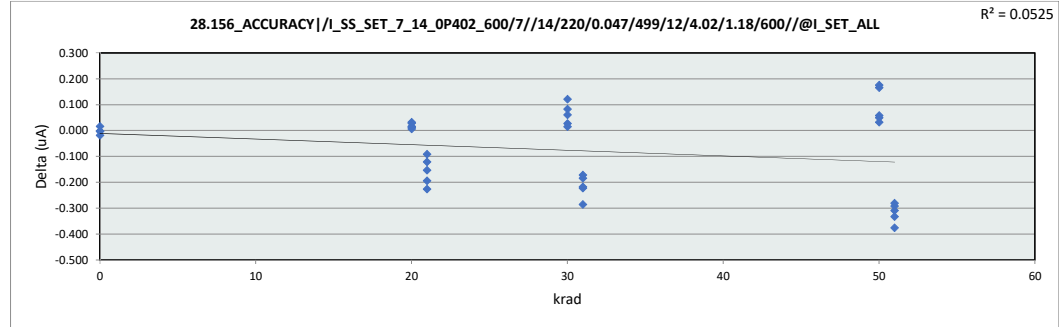
	0	20	21	30	31	50	51
LL	98.700	98.700	98.700	98.700	98.700	98.700	98.700
Min	99.839	99.868	99.787	99.944	99.724	100.003	99.674
Average	100.077	100.118	99.868	100.136	99.961	100.248	99.945
Max	100.257	100.391	100.099	100.295	100.161	100.543	100.100
UL	101.100	101.100	101.100	101.100	101.100	101.100	101.100



HDR Report  
TPS7H1111-SEP

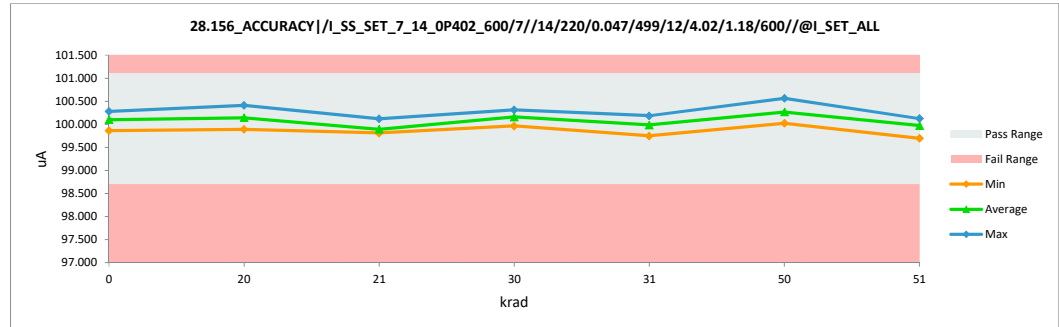
28.156_ACCURACY/I_SS_SET		
Test Site	Dallas	Dallas
Tester	ETS-364	ETS-364
Test Number	EB6938	EB6938
Unit	uA	uA
Max Limit	101.1	101.1
Min Limit	98.7	98.7

krad	Serial #	Pre	Post	Delta
21	1	99.947	99.826	-0.121
21	2	99.901	99.809	-0.092
21	3	100.347	100.121	-0.226
21	4	100.030	99.836	-0.194
21	5	100.010	99.857	-0.153
20	17	100.362	100.394	0.032
20	19	100.394	100.410	0.016
20	20	99.876	99.888	0.012
20	21	100.031	100.059	0.028
20	23	99.943	99.949	0.006
31	6	100.308	100.086	-0.222
31	7	99.984	99.766	-0.218
31	8	99.931	99.747	-0.184
31	9	100.419	100.134	-0.285
31	10	100.357	100.185	-0.172
30	24	100.286	100.313	0.027
30	25	99.949	99.964	0.015
30	26	100.101	100.222	0.121
30	27	100.068	100.151	0.083
30	29	100.066	100.126	0.060
51	11	100.341	100.049	-0.292
51	12	100.284	99.951	-0.333
51	13	100.404	100.124	-0.280
51	15	100.399	100.023	-0.376
51	16	100.005	99.696	-0.309
50	30	99.975	100.024	0.049
50	32	100.372	100.537	0.165
50	39	100.096	100.154	0.058
50	40	100.387	100.562	0.175
50	41	100.032	100.064	0.032
0	61	100.197	100.195	-0.002
0	62	100.297	100.279	-0.018
0	63	100.042	100.058	0.016
0	64	99.863	99.861	-0.002
	Max	100.419	100.562	0.175
	Average	100.147	100.071	-0.076
	Min	99.863	99.696	-0.376
	Std Dev	0.189	0.217	0.154



28.156_ACCURACY/I_SS_SET		
Test Site	Dallas	
Tester	ETS-364	
Test Number	EB6938	
Max Limit	101.1	uA
Min Limit	98.7	uA

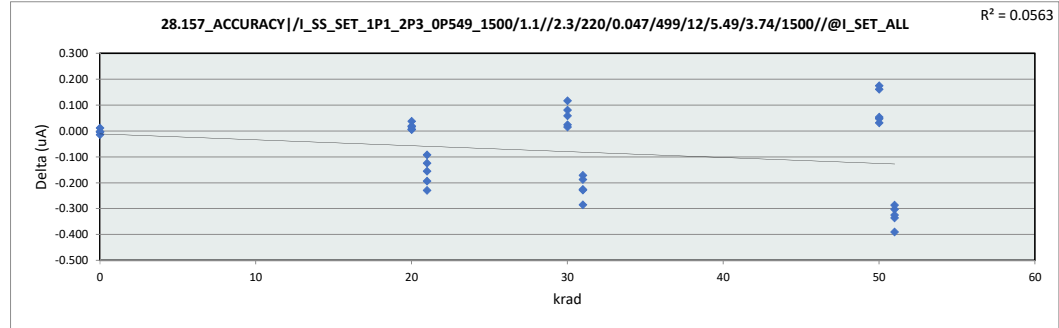
	0	20	21	30	31	50	51
LL	98.700	98.700	98.700	98.700	98.700	98.700	98.700
Min	99.861	99.888	99.809	99.964	99.747	100.024	99.696
Average	100.098	100.140	99.890	100.155	99.984	100.268	99.969
Max	100.279	100.410	100.121	100.313	100.185	100.562	100.124
UL	101.100	101.100	101.100	101.100	101.100	101.100	101.100



HDR Report  
TPS7H1111-SEP

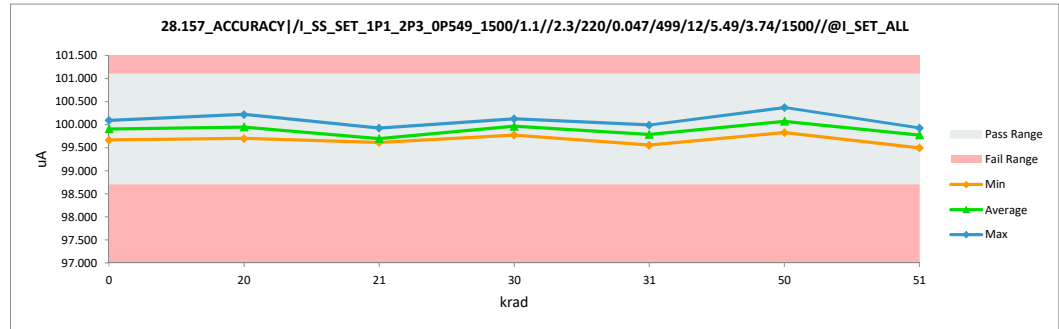
28.157_ACCURACY/I_SS_SET		
Test Site	Dallas	Dallas
Tester	ETS-364	ETS-364
Test Number	EB6938	EB6938
Unit	uA	uA
Max Limit	101.1	101.1
Min Limit	98.7	98.7

krad	Serial #	Pre	Post	Delta
21	1	99.754	99.630	-0.124
21	2	99.705	99.612	-0.093
21	3	100.157	99.927	-0.230
21	4	99.838	99.644	-0.194
21	5	99.823	99.667	-0.156
20	17	100.168	100.205	0.037
20	19	100.205	100.221	0.016
20	20	99.695	99.702	0.007
20	21	99.841	99.860	0.019
20	23	99.748	99.753	0.005
31	6	100.112	99.884	-0.228
31	7	99.793	99.567	-0.226
31	8	99.743	99.555	-0.188
31	9	100.231	99.946	-0.285
31	10	100.165	99.993	-0.172
30	24	100.105	100.129	0.024
30	25	99.758	99.773	0.015
30	26	99.912	100.029	0.117
30	27	99.876	99.957	0.081
30	29	99.882	99.940	0.058
51	11	100.153	99.851	-0.302
51	12	100.094	99.758	-0.336
51	13	100.217	99.931	-0.286
51	15	100.215	99.825	-0.390
51	16	99.819	99.494	-0.325
50	30	99.781	99.828	0.047
50	32	100.189	100.350	0.161
50	39	99.899	99.953	0.054
50	40	100.200	100.375	0.175
50	41	99.842	99.873	0.031
0	61	100.003	100.000	-0.003
0	62	100.106	100.091	-0.015
0	63	99.850	99.861	0.011
0	64	99.669	99.665	-0.004
Max		100.231	100.375	0.175
Average		99.957	99.878	-0.079
Min		99.669	99.494	-0.390
Std Dev		0.190	0.219	0.156



28.157_ACCURACY/I_SS_SET		
Test Site	Dallas	
Tester	ETS-364	
Test Number	EB6938	
Max Limit	101.1	uA
Min Limit	98.7	uA

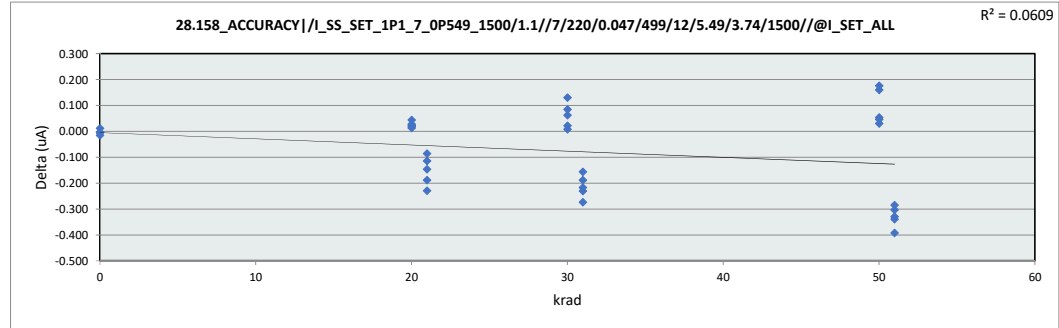
	0	20	21	30	31	50	51
LL	98.700	98.700	98.700	98.700	98.700	98.700	98.700
Min	99.665	99.702	99.612	99.773	99.555	99.828	99.494
Average	99.904	99.948	99.696	99.966	99.789	100.076	99.772
Max	100.091	100.221	99.927	100.129	99.993	100.375	99.931
UL	101.100	101.100	101.100	101.100	101.100	101.100	101.100



HDR Report  
TPS7H1111-SEP

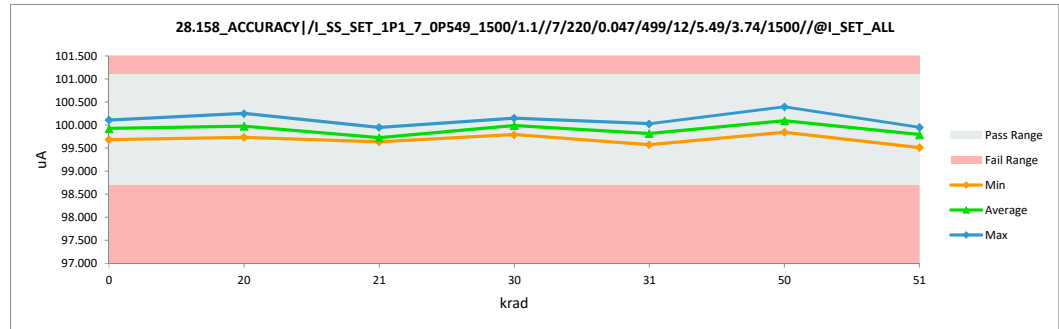
28.158_ACCURACY/I_SS_SET		
Test Site	Dallas	Dallas
Tester	ETS-364	ETS-364
Test Number	EB6938	EB6938
Unit	uA	uA
Max Limit	101.1	101.1
Min Limit	98.7	98.7

krad	Serial #	Pre	Post	Delta
21	1	99.777	99.663	-0.114
21	2	99.724	99.638	-0.086
21	3	100.181	99.952	-0.229
21	4	99.862	99.673	-0.189
21	5	99.844	99.698	-0.146
20	17	100.189	100.233	0.044
20	19	100.229	100.252	0.023
20	20	99.715	99.733	0.018
20	21	99.862	99.890	0.028
20	23	99.767	99.780	0.013
31	6	100.136	99.919	-0.217
31	7	99.815	99.585	-0.230
31	8	99.764	99.575	-0.189
31	9	100.250	99.976	-0.274
31	10	100.186	100.030	-0.156
30	24	100.127	100.149	0.022
30	25	99.784	99.792	0.008
30	26	99.932	100.063	0.131
30	27	99.897	99.982	0.085
30	29	99.903	99.966	0.063
51	11	100.172	99.869	-0.303
51	12	100.116	99.777	-0.339
51	13	100.238	99.953	-0.285
51	15	100.237	99.844	-0.393
51	16	99.843	99.514	-0.329
50	30	99.801	99.847	0.046
50	32	100.212	100.372	0.160
50	39	99.921	99.975	0.054
50	40	100.222	100.398	0.176
50	41	99.864	99.894	0.030
0	61	100.026	100.023	-0.003
0	62	100.123	100.107	-0.016
0	63	99.873	99.885	0.012
0	64	99.691	99.686	-0.005
Max		100.250	100.398	0.176
Average		99.979	99.903	-0.076
Min		99.691	99.514	-0.393
Std Dev		0.190	0.220	0.157



28.158_ACCURACY/I_SS_SET		
Test Site	Dallas	
Tester	ETS-364	
Test Number	EB6938	
Max Limit	101.1	uA
Min Limit	98.7	uA

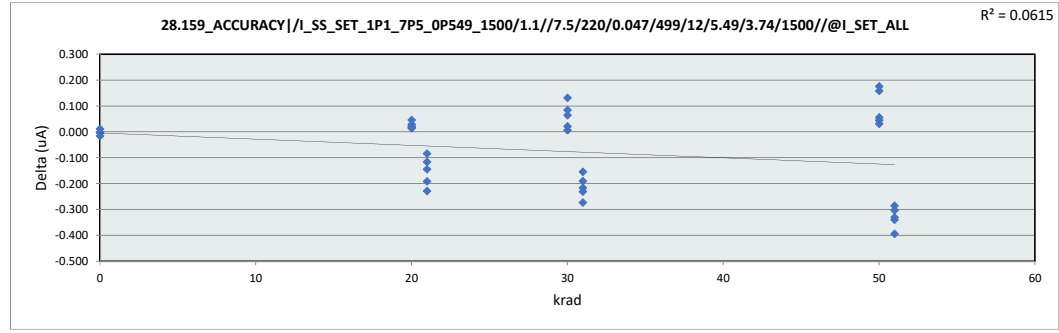
krad	0	20	21	30	31	50	51
LL	98.700	98.700	98.700	98.700	98.700	98.700	98.700
Min	99.686	99.733	99.638	99.792	99.575	99.847	99.514
Average	99.925	99.978	99.725	99.990	99.817	100.097	99.791
Max	100.107	100.252	99.952	100.149	100.030	100.398	99.953
UL	101.100	101.100	101.100	101.100	101.100	101.100	101.100



HDR Report  
TPS7H1111-SEP

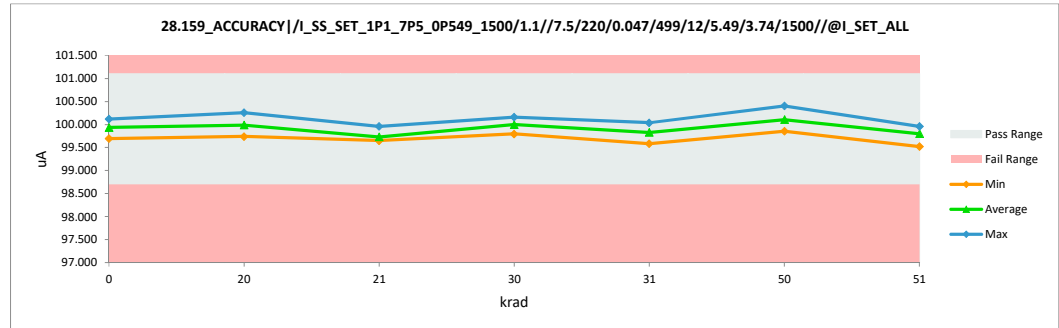
28.159_ACCURACY/I_SS_SET		
Test Site	Dallas	Dallas
Tester	ETS-364	ETS-364
Test Number	EB6938	EB6938
Unit	uA	uA
Max Limit	101.1	101.1
Min Limit	98.7	98.7

krad	Serial #	Pre	Post	Delta
21	1	99.785	99.669	-0.116
21	2	99.730	99.646	-0.084
21	3	100.188	99.959	-0.229
21	4	99.871	99.680	-0.191
21	5	99.851	99.706	-0.145
20	17	100.196	100.242	0.046
20	19	100.235	100.256	0.021
20	20	99.722	99.739	0.017
20	21	99.869	99.898	0.029
20	23	99.774	99.788	0.014
31	6	100.143	99.927	-0.216
31	7	99.822	99.591	-0.231
31	8	99.771	99.581	-0.190
31	9	100.256	99.983	-0.273
31	10	100.191	100.037	-0.154
30	24	100.136	100.157	0.021
30	25	99.789	99.795	0.006
30	26	99.939	100.070	0.131
30	27	99.903	99.987	0.084
30	29	99.909	99.973	0.064
51	11	100.177	99.874	-0.303
51	12	100.122	99.782	-0.340
51	13	100.244	99.959	-0.285
51	15	100.244	99.850	-0.394
51	16	99.850	99.520	-0.330
50	30	99.808	99.853	0.045
50	32	100.218	100.376	0.158
50	39	99.928	99.983	0.055
50	40	100.229	100.404	0.175
50	41	99.870	99.901	0.031
0	61	100.034	100.031	-0.003
0	62	100.131	100.115	-0.016
0	63	99.880	99.891	0.011
0	64	99.698	99.694	-0.004
Max		100.256	100.404	0.175
Average		99.986	99.909	-0.076
Min		99.698	99.520	-0.394
Std Dev		0.190	0.219	0.157



28.159_ACCURACY/I_SS_SET		
Test Site	Dallas	
Tester	ETS-364	
Test Number	EB6938	
Max Limit	101.1	uA
Min Limit	98.7	uA

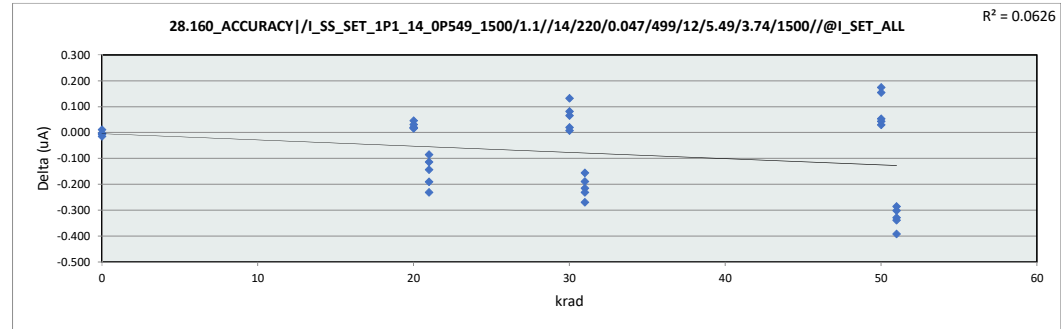
krad	0	20	21	30	31	50	51
LL	98.700	98.700	98.700	98.700	98.700	98.700	98.700
Min	99.694	99.739	99.646	99.795	99.581	99.853	99.520
Average	99.933	99.985	99.732	99.996	99.824	100.103	99.797
Max	100.115	100.256	99.959	100.157	100.037	100.404	99.959
UL	101.100	101.100	101.100	101.100	101.100	101.100	101.100



HDR Report  
TPS7H1111-SEP

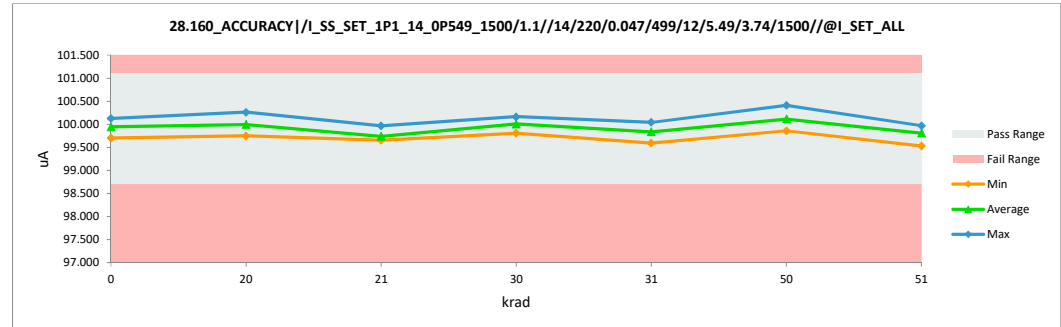
28.160_ACCURACY/I_SS_SET		
Test Site	Dallas	Dallas
Tester	ETS-364	ETS-364
Test Number	EB6938	EB6938
Unit	uA	uA
Max Limit	101.1	101.1
Min Limit	98.7	98.7

krad	Serial #	Pre	Post	Delta
21	1	99.793	99.679	-0.114
21	2	99.740	99.655	-0.085
21	3	100.197	99.966	-0.231
21	4	99.877	99.687	-0.190
21	5	99.858	99.714	-0.144
20	17	100.206	100.252	0.046
20	19	100.244	100.262	0.018
20	20	99.729	99.749	0.020
20	21	99.876	99.907	0.031
20	23	99.782	99.798	0.016
31	6	100.153	99.938	-0.215
31	7	99.830	99.599	-0.231
31	8	99.779	99.590	-0.189
31	9	100.264	99.994	-0.270
31	10	100.200	100.044	-0.156
30	24	100.145	100.165	0.020
30	25	99.798	99.805	0.007
30	26	99.947	100.079	0.132
30	27	99.912	99.993	0.081
30	29	99.915	99.981	0.066
51	11	100.186	99.884	-0.302
51	12	100.131	99.792	-0.339
51	13	100.254	99.968	-0.286
51	15	100.252	99.860	-0.392
51	16	99.859	99.530	-0.329
50	30	99.817	99.860	0.043
50	32	100.227	100.382	0.155
50	39	99.938	99.991	0.053
50	40	100.236	100.410	0.174
50	41	99.878	99.908	0.030
0	61	100.043	100.040	-0.003
0	62	100.139	100.124	-0.015
0	63	99.889	99.900	0.011
0	64	99.707	99.701	-0.006
Max		100.264	100.410	0.174
Average		99.994	99.918	-0.076
Min		99.707	99.530	-0.392
Std Dev		0.190	0.219	0.156



28.160_ACCURACY/I_SS_SET		
Test Site	Dallas	
Tester	ETS-364	
Test Number	EB6938	
Max Limit	101.1	uA
Min Limit	98.7	uA

krad	0	20	21	30	31	50	51
LL	98.700	98.700	98.700	98.700	98.700	98.700	98.700
Min	99.701	99.749	99.655	99.805	99.590	99.860	99.530
Average	99.941	99.994	99.740	100.005	99.833	100.110	99.807
Max	100.124	100.262	99.966	100.165	100.044	100.410	99.968
UL	101.100	101.100	101.100	101.100	101.100	101.100	101.100

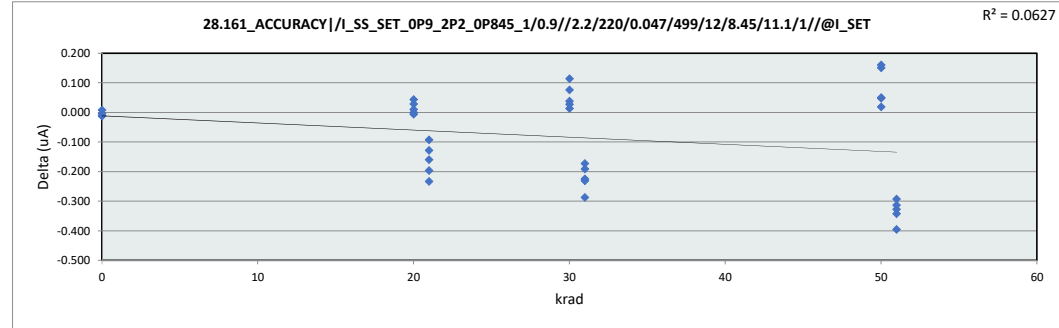




HDR Report  
TPS7H1111-SEP

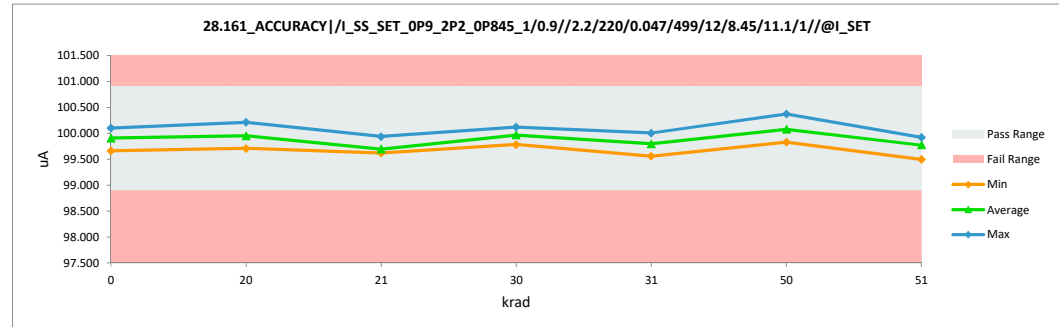
28.161_ACCURACY/I_SS_SET		
Test Site	Dallas	Dallas
Tester	ETS-364	ETS-364
Test Number	EB6938	EB6938
Unit	uA	uA
Max Limit	100.9	100.9
Min Limit	98.9	98.9

krad	Serial #	Pre	Post	Delta
21	1	99.750	99.622	-0.128
21	2	99.713	99.620	-0.093
21	3	100.170	99.937	-0.233
21	4	99.839	99.643	-0.196
21	5	99.822	99.662	-0.160
20	17	100.166	100.210	0.044
20	19	100.214	100.213	-0.001
20	20	99.700	99.710	0.010
20	21	99.839	99.868	0.029
20	23	99.759	99.753	-0.006
31	6	100.122	99.898	-0.224
31	7	99.802	99.571	-0.231
31	8	99.749	99.558	-0.191
31	9	100.228	99.941	-0.287
31	10	100.178	100.005	-0.173
30	24	100.107	100.120	0.013
30	25	99.754	99.782	0.028
30	26	99.923	100.037	0.114
30	27	99.879	99.955	0.076
30	29	99.898	99.936	0.038
51	11	100.169	99.856	-0.313
51	12	100.101	99.759	-0.342
51	13	100.217	99.924	-0.293
51	15	100.229	99.834	-0.395
51	16	99.827	99.500	-0.327
50	30	99.784	99.832	0.048
50	32	100.206	100.357	0.151
50	39	99.909	99.959	0.050
50	40	100.212	100.373	0.161
50	41	99.847	99.866	0.019
0	61	99.999	99.995	-0.004
0	62	100.113	100.101	-0.012
0	63	99.859	99.867	0.008
0	64	99.673	99.663	-0.010
Max		100.229	100.373	0.161
Average		99.963	99.880	-0.083
Min		99.673	99.500	-0.395
Std Dev		0.192	0.219	0.156



28.161_ACCURACY/I_SS_SET		
Test Site	Dallas	
Tester	ETS-364	
Test Number	EB6938	
Max Limit	100.9	uA
Min Limit	98.9	uA

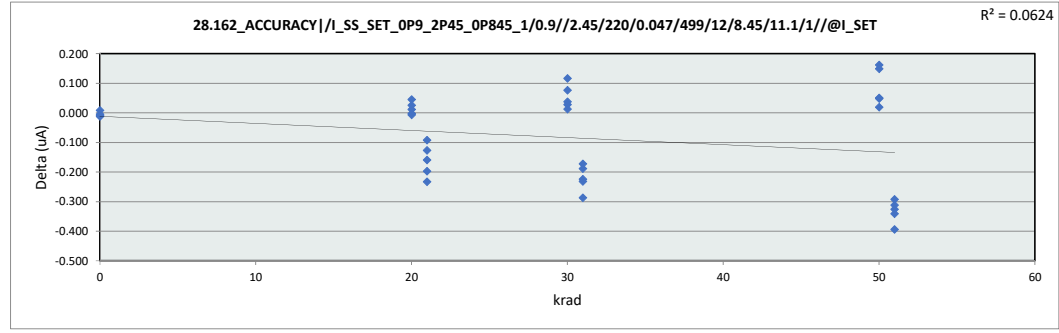
	0	20	21	30	31	50	51
LL	98.900	98.900	98.900	98.900	98.900	98.900	98.900
Min	99.663	99.710	99.620	99.782	99.558	99.832	99.500
Average	99.907	99.951	99.697	99.966	99.795	100.077	99.775
Max	100.101	100.213	99.937	100.120	100.005	100.373	99.924
UL	100.900	100.900	100.900	100.900	100.900	100.900	100.900



HDR Report  
TPS7H1111-SEP

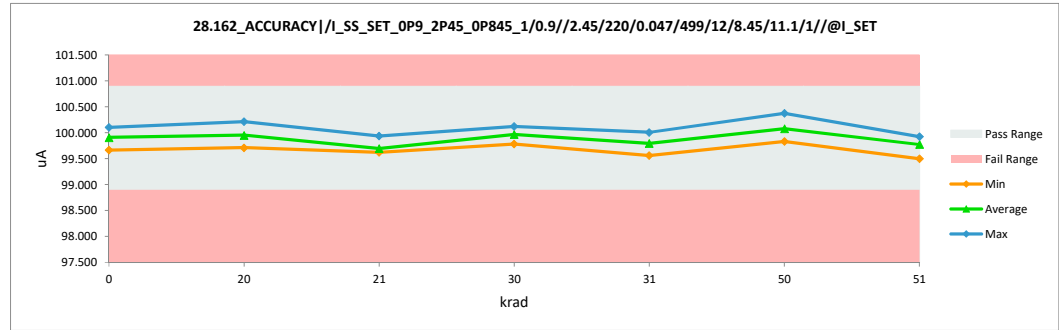
28.162_ACCURACY/I_SS_SET		
Test Site	Dallas	Dallas
Tester	ETS-364	ETS-364
Test Number	EB6938	EB6938
Unit	uA	uA
Max Limit	100.9	100.9
Min Limit	98.9	98.9

krad	Serial #	Pre	Post	Delta
21	1	99.750	99.623	-0.127
21	2	99.713	99.621	-0.092
21	3	100.170	99.937	-0.233
21	4	99.840	99.643	-0.197
21	5	99.822	99.663	-0.159
20	17	100.165	100.210	0.045
20	19	100.215	100.213	-0.002
20	20	99.700	99.712	0.012
20	21	99.841	99.867	0.026
20	23	99.759	99.752	-0.007
31	6	100.122	99.898	-0.224
31	7	99.804	99.572	-0.232
31	8	99.748	99.559	-0.189
31	9	100.229	99.942	-0.287
31	10	100.178	100.006	-0.172
30	24	100.108	100.121	0.013
30	25	99.755	99.783	0.028
30	26	99.923	100.039	0.116
30	27	99.879	99.955	0.076
30	29	99.898	99.936	0.038
51	11	100.169	99.857	-0.312
51	12	100.101	99.760	-0.341
51	13	100.217	99.925	-0.292
51	15	100.229	99.835	-0.394
51	16	99.827	99.501	-0.326
50	30	99.784	99.832	0.048
50	32	100.208	100.357	0.149
50	39	99.909	99.959	0.050
50	40	100.212	100.374	0.162
50	41	99.848	99.867	0.019
0	61	100.000	99.995	-0.005
0	62	100.114	100.102	-0.012
0	63	99.860	99.868	0.008
0	64	99.672	99.663	-0.009
Max		100.229	100.374	0.162
Average		99.964	99.881	-0.083
Min		99.672	99.501	-0.394
Std Dev		0.192	0.219	0.156



28.162_ACCURACY/I_SS_SET		
Test Site	Dallas	
Tester	ETS-364	
Test Number	EB6938	
Max Limit	100.9	uA
Min Limit	98.9	uA

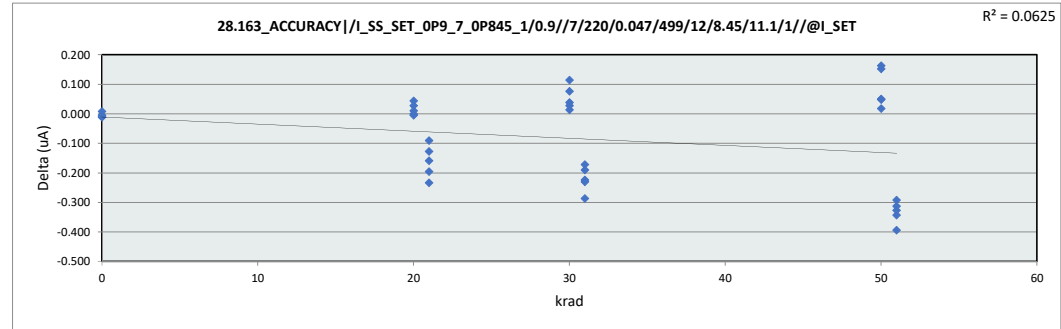
	0	20	21	30	31	50	51
LL	98.900	98.900	98.900	98.900	98.900	98.900	98.900
Min	99.663	99.712	99.621	99.783	99.559	99.832	99.501
Average	99.907	99.951	99.697	99.967	99.795	100.078	99.776
Max	100.102	100.213	99.937	100.121	100.006	100.374	99.925
UL	100.900	100.900	100.900	100.900	100.900	100.900	100.900



HDR Report  
TPS7H1111-SEP

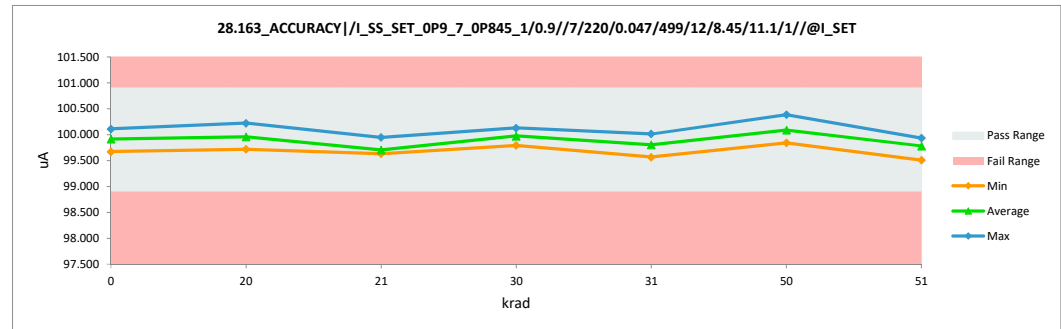
28.163_ACCURACY/I_SS_SET		
Test Site	Dallas	Dallas
Tester	ETS-364	ETS-364
Test Number	EB6938	EB6938
Unit	uA	uA
Max Limit	100.9	100.9
Min Limit	98.9	98.9

krad	Serial #	Pre	Post	Delta
21	1	99.759	99.632	-0.127
21	2	99.721	99.630	-0.091
21	3	100.179	99.945	-0.234
21	4	99.848	99.652	-0.196
21	5	99.832	99.673	-0.159
20	17	100.173	100.217	0.044
20	19	100.223	100.222	-0.001
20	20	99.708	99.718	0.010
20	21	99.849	99.877	0.028
20	23	99.766	99.761	-0.005
31	6	100.135	99.911	-0.224
31	7	99.810	99.580	-0.230
31	8	99.757	99.567	-0.190
31	9	100.238	99.951	-0.287
31	10	100.186	100.014	-0.172
30	24	100.115	100.128	0.013
30	25	99.763	99.791	0.028
30	26	99.933	100.047	0.114
30	27	99.888	99.964	0.076
30	29	99.908	99.946	0.038
51	11	100.176	99.863	-0.313
51	12	100.110	99.767	-0.343
51	13	100.226	99.934	-0.292
51	15	100.237	99.843	-0.394
51	16	99.836	99.509	-0.327
50	30	99.793	99.841	0.048
50	32	100.216	100.368	0.152
50	39	99.919	99.969	0.050
50	40	100.221	100.384	0.163
50	41	99.856	99.874	0.018
0	61	100.009	100.004	-0.005
0	62	100.120	100.110	-0.010
0	63	99.869	99.877	0.008
0	64	99.682	99.671	-0.011
Max		100.238	100.384	0.163
Average		99.972	99.889	-0.083
Min		99.682	99.509	-0.394
Std Dev		0.192	0.219	0.156



28.163_ACCURACY/I_SS_SET		
Test Site	Dallas	
Tester	ETS-364	
Test Number	EB6938	
Max Limit	100.9	uA
Min Limit	98.9	uA

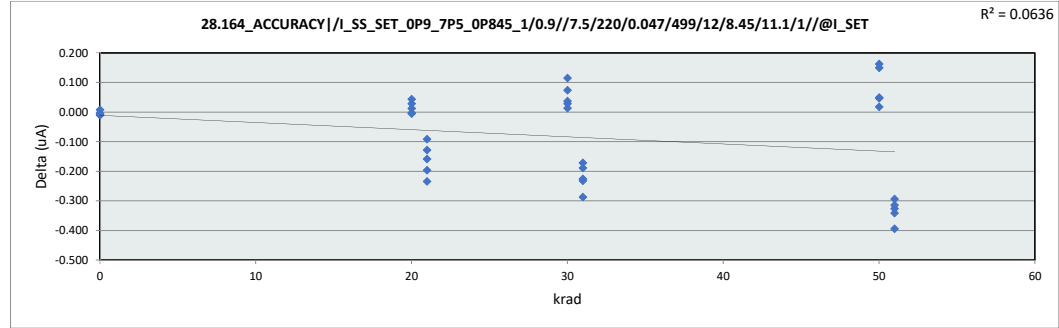
	0	20	21	30	31	50	51
LL	98.900	98.900	98.900	98.900	98.900	98.900	98.900
Min	99.671	99.718	99.630	99.791	99.567	99.841	99.509
Average	99.916	99.959	99.706	99.975	99.805	100.087	99.783
Max	100.110	100.222	99.945	100.128	100.014	100.384	99.934
UL	100.900	100.900	100.900	100.900	100.900	100.900	100.900



HDR Report  
TPS7H1111-SEP

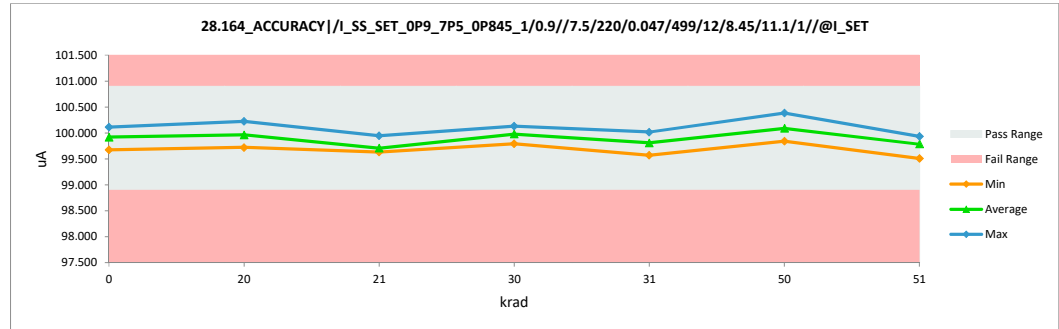
28.164_ACCURACY/I_SS_SET		
Test Site	Dallas	Dallas
Tester	ETS-364	ETS-364
Test Number	EB6938	EB6938
Unit	uA	uA
Max Limit	100.9	100.9
Min Limit	98.9	98.9

krad	Serial #	Pre	Post	Delta
21	1	99.760	99.632	-0.128
21	2	99.722	99.630	-0.092
21	3	100.180	99.946	-0.234
21	4	99.850	99.653	-0.197
21	5	99.833	99.674	-0.159
20	17	100.176	100.220	0.044
20	19	100.225	100.222	-0.003
20	20	99.709	99.721	0.012
20	21	99.851	99.879	0.028
20	23	99.767	99.762	-0.005
31	6	100.138	99.912	-0.226
31	7	99.811	99.579	-0.232
31	8	99.758	99.569	-0.189
31	9	100.239	99.952	-0.287
31	10	100.188	100.016	-0.172
30	24	100.118	100.131	0.013
30	25	99.764	99.792	0.028
30	26	99.934	100.049	0.115
30	27	99.890	99.964	0.074
30	29	99.910	99.947	0.037
51	11	100.179	99.865	-0.314
51	12	100.110	99.768	-0.342
51	13	100.228	99.934	-0.294
51	15	100.239	99.844	-0.395
51	16	99.837	99.511	-0.326
50	30	99.795	99.842	0.047
50	32	100.217	100.367	0.150
50	39	99.922	99.971	0.049
50	40	100.222	100.384	0.162
50	41	99.858	99.876	0.018
0	61	100.010	100.006	-0.004
0	62	100.123	100.112	-0.011
0	63	99.870	99.878	0.008
0	64	99.682	99.673	-0.009
Max		100.239	100.384	0.162
Average		99.974	99.891	-0.083
Min		99.682	99.511	-0.395
Std Dev		0.192	0.219	0.156



28.164_ACCURACY/I_SS_SET		
Test Site	Dallas	
Tester	ETS-364	
Test Number	EB6938	
Max Limit	100.9	uA
Min Limit	98.9	uA

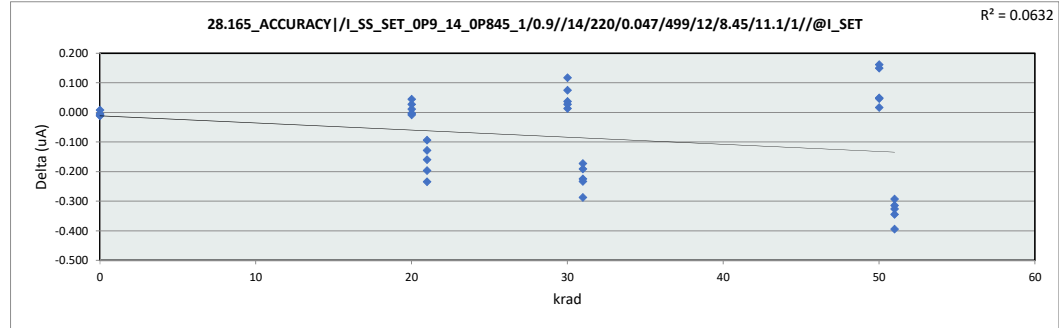
	0	20	21	30	31	50	51
LL	98.900	98.900	98.900	98.900	98.900	98.900	98.900
Min	99.673	99.721	99.630	99.792	99.569	99.842	99.511
Average	99.917	99.961	99.707	99.977	99.806	100.088	99.784
Max	100.112	100.222	99.946	100.131	100.016	100.384	99.934
UL	100.900	100.900	100.900	100.900	100.900	100.900	100.900



HDR Report  
TPS7H1111-SEP

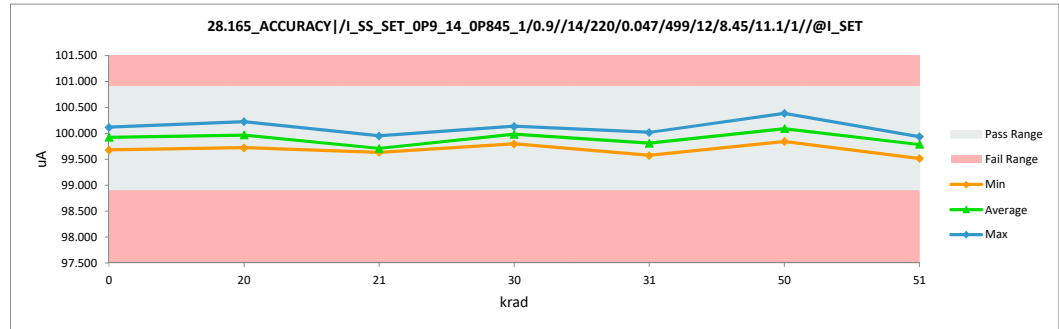
28.165_ACCURACY/I_SS_SET		
Test Site	Dallas	Dallas
Tester	ETS-364	ETS-364
Test Number	EB6938	EB6938
Unit	uA	uA
Max Limit	100.9	100.9
Min Limit	98.9	98.9

krad	Serial #	Pre	Post	Delta
21	1	99.763	99.635	-0.128
21	2	99.727	99.633	-0.094
21	3	100.184	99.950	-0.234
21	4	99.853	99.657	-0.196
21	5	99.837	99.677	-0.160
20	17	100.179	100.224	0.045
20	19	100.228	100.225	-0.003
20	20	99.712	99.723	0.011
20	21	99.855	99.883	0.028
20	23	99.772	99.764	-0.008
31	6	100.140	99.916	-0.224
31	7	99.816	99.583	-0.233
31	8	99.763	99.572	-0.191
31	9	100.243	99.956	-0.287
31	10	100.192	100.019	-0.173
30	24	100.121	100.134	0.013
30	25	99.768	99.796	0.028
30	26	99.936	100.053	0.117
30	27	99.893	99.968	0.075
30	29	99.913	99.950	0.037
51	11	100.182	99.868	-0.314
51	12	100.114	99.770	-0.344
51	13	100.231	99.938	-0.293
51	15	100.242	99.848	-0.394
51	16	99.841	99.515	-0.326
50	30	99.798	99.845	0.047
50	32	100.221	100.371	0.150
50	39	99.925	99.974	0.049
50	40	100.225	100.387	0.162
50	41	99.862	99.879	0.017
0	61	100.015	100.010	-0.005
0	62	100.126	100.115	-0.011
0	63	99.873	99.881	0.008
0	64	99.686	99.677	-0.009
Max		100.243	100.387	0.162
Average		99.978	99.894	-0.084
Min		99.686	99.515	-0.394
Std Dev		0.192	0.219	0.156



28.165_ACCURACY/I_SS_SET		
Test Site	Dallas	
Tester	ETS-364	
Test Number	EB6938	
Max Limit	100.9	uA
Min Limit	98.9	uA

	0	20	21	30	31	50	51
LL	98.900	98.900	98.900	98.900	98.900	98.900	98.900
Min	99.677	99.723	99.633	99.796	99.572	99.845	99.515
Average	99.921	99.964	99.710	99.980	99.809	100.091	99.788
Max	100.115	100.225	99.950	100.134	100.019	100.387	99.938
UL	100.900	100.900	100.900	100.900	100.900	100.900	100.900

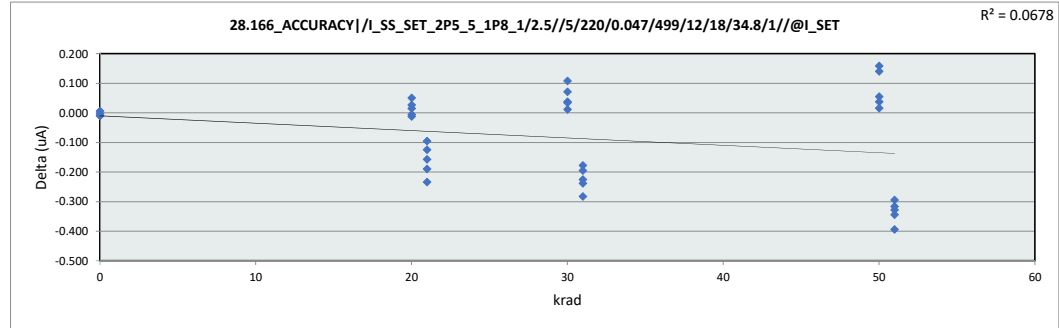


HDR Report  
TPS7H1111-SEP

28.166\_ACCURACY/I\_SS\_SET

Test Site	Dallas	Dallas
Tester	ETS-364	ETS-364
Test Number	EB6938	EB6938
Unit	uA	uA
Max Limit	100.9	100.9
Min Limit	98.9	98.9

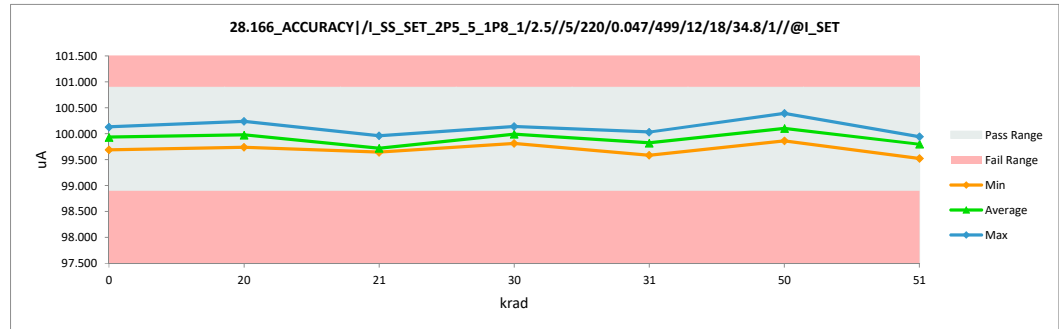
krad	Serial #	Pre	Post	Delta
21	1	99.768	99.643	-0.125
21	2	99.743	99.648	-0.095
21	3	100.196	99.962	-0.234
21	4	99.862	99.672	-0.190
21	5	99.844	99.687	-0.157
20	17	100.186	100.237	0.051
20	19	100.242	100.236	-0.006
20	20	99.725	99.740	0.015
20	21	99.867	99.894	0.027
20	23	99.788	99.776	-0.012
31	6	100.154	99.929	-0.225
31	7	99.831	99.593	-0.238
31	8	99.778	99.583	-0.195
31	9	100.249	99.966	-0.283
31	10	100.210	100.032	-0.178
30	24	100.129	100.141	0.012
30	25	99.777	99.814	0.037
30	26	99.953	100.061	0.108
30	27	99.905	99.976	0.071
30	29	99.926	99.960	0.034
51	11	100.195	99.879	-0.316
51	12	100.127	99.783	-0.344
51	13	100.241	99.946	-0.295
51	15	100.257	99.863	-0.394
51	16	99.851	99.523	-0.328
50	30	99.807	99.862	0.055
50	32	100.238	100.378	0.140
50	39	99.942	99.980	0.038
50	40	100.237	100.396	0.159
50	41	99.874	99.890	0.016
0	61	100.021	100.019	-0.002
0	62	100.140	100.130	-0.010
0	63	99.887	99.893	0.006
0	64	99.697	99.688	-0.009
Max		100.257	100.396	0.159
Average		99.990	99.905	-0.084
Min		99.697	99.523	-0.394
Std Dev		0.192	0.218	0.155



28.166\_ACCURACY/I\_SS\_SET

Test Site	Dallas
Tester	ETS-364
Test Number	EB6938
Max Limit	100.9 uA
Min Limit	98.9 uA

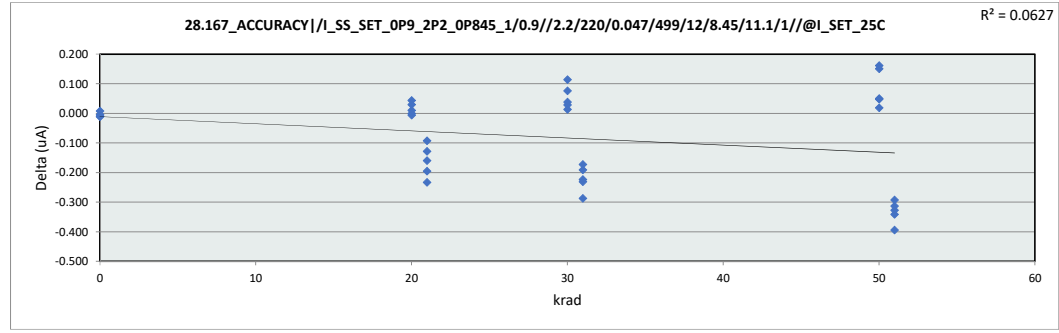
krad	0	20	21	30	31	50	51
LL	98.900	98.900	98.900	98.900	98.900	98.900	98.900
Min	99.688	99.740	99.643	99.814	99.583	99.862	99.523
Average	99.933	99.977	99.722	99.990	99.821	100.101	99.799
Max	100.130	100.237	99.962	100.141	100.032	100.396	99.946
UL	100.900	100.900	100.900	100.900	100.900	100.900	100.900



HDR Report  
TPS7H1111-SEP

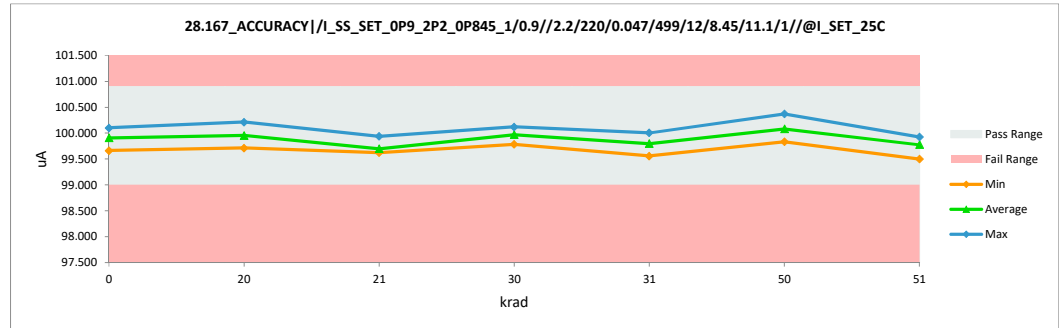
28.167_ACCURACY /I_SS_SET		
Test Site	Dallas	Dallas
Tester	ETS-364	ETS-364
Test Number	EB6938	EB6938
Unit	uA	uA
Max Limit	100.9	100.9
Min Limit	99	99

krad	Serial #	Pre	Post	Delta
21	1	99.750	99.622	-0.128
21	2	99.713	99.620	-0.093
21	3	100.170	99.937	-0.233
21	4	99.839	99.643	-0.196
21	5	99.822	99.662	-0.160
20	17	100.166	100.210	0.044
20	19	100.214	100.213	-0.001
20	20	99.700	99.710	0.010
20	21	99.839	99.868	0.029
20	23	99.759	99.753	-0.006
31	6	100.122	99.898	-0.224
31	7	99.802	99.571	-0.231
31	8	99.749	99.558	-0.191
31	9	100.228	99.941	-0.287
31	10	100.178	100.005	-0.173
30	24	100.107	100.120	0.013
30	25	99.754	99.782	0.028
30	26	99.923	100.037	0.114
30	27	99.879	99.955	0.076
30	29	99.898	99.936	0.038
51	11	100.169	99.856	-0.313
51	12	100.101	99.759	-0.342
51	13	100.217	99.924	-0.293
51	15	100.229	99.834	-0.395
51	16	99.827	99.500	-0.327
50	30	99.784	99.832	0.048
50	32	100.206	100.357	0.151
50	39	99.909	99.959	0.050
50	40	100.212	100.373	0.161
50	41	99.847	99.866	0.019
0	61	99.999	99.995	-0.004
0	62	100.113	100.101	-0.012
0	63	99.859	99.867	0.008
0	64	99.673	99.663	-0.010
Max		100.229	100.373	0.161
Average		99.963	99.880	-0.083
Min		99.673	99.500	-0.395
Std Dev		0.192	0.219	0.156



28.167_ACCURACY /I_SS_SET		
Test Site	Dallas	
Tester	ETS-364	
Test Number	EB6938	
Max Limit	100.9	uA
Min Limit	99	uA

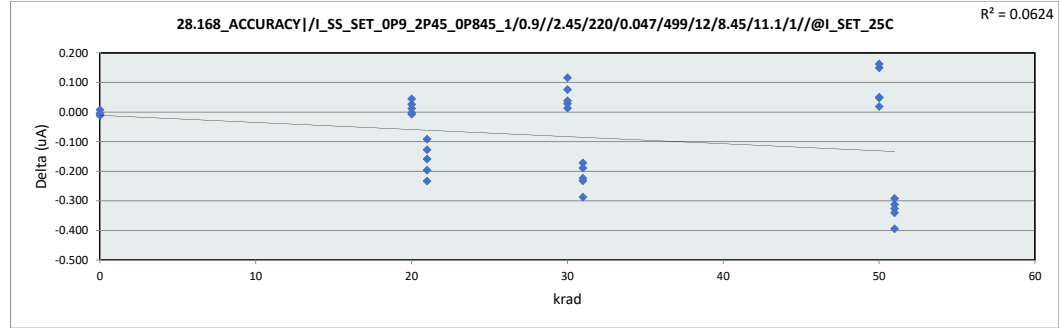
krad	0	20	21	30	31	50	51
LL	99.000	99.000	99.000	99.000	99.000	99.000	99.000
Min	99.663	99.710	99.620	99.782	99.558	99.832	99.500
Average	99.907	99.951	99.697	99.966	99.795	100.077	99.775
Max	100.101	100.213	99.937	100.120	100.005	100.373	99.924
UL	100.900	100.900	100.900	100.900	100.900	100.900	100.900



HDR Report  
TPS7H1111-SEP

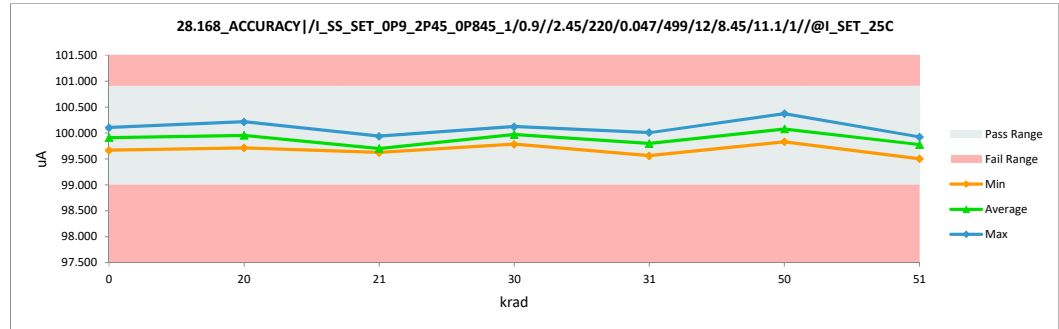
28.168_ACCURACY/I_SS_SET		
Test Site	Dallas	Dallas
Tester	ETS-364	ETS-364
Test Number	EB6938	EB6938
Unit	uA	uA
Max Limit	100.9	100.9
Min Limit	99	99

krad	Serial #	Pre	Post	Delta
21	1	99.750	99.623	-0.127
21	2	99.713	99.621	-0.092
21	3	100.170	99.937	-0.233
21	4	99.840	99.643	-0.197
21	5	99.822	99.663	-0.159
20	17	100.165	100.210	0.045
20	19	100.215	100.213	-0.002
20	20	99.700	99.712	0.012
20	21	99.841	99.867	0.026
20	23	99.759	99.752	-0.007
31	6	100.122	99.898	-0.224
31	7	99.804	99.572	-0.232
31	8	99.748	99.559	-0.189
31	9	100.229	99.942	-0.287
31	10	100.178	100.006	-0.172
30	24	100.108	100.121	0.013
30	25	99.755	99.783	0.028
30	26	99.923	100.039	0.116
30	27	99.879	99.955	0.076
30	29	99.898	99.936	0.038
51	11	100.169	99.857	-0.312
51	12	100.101	99.760	-0.341
51	13	100.217	99.925	-0.292
51	15	100.229	99.835	-0.394
51	16	99.827	99.501	-0.326
50	30	99.784	99.832	0.048
50	32	100.208	100.357	0.149
50	39	99.909	99.959	0.050
50	40	100.212	100.374	0.162
50	41	99.848	99.867	0.019
0	61	100.000	99.995	-0.005
0	62	100.114	100.102	-0.012
0	63	99.860	99.868	0.008
0	64	99.672	99.663	-0.009
Max		100.229	100.374	0.162
Average		99.964	99.881	-0.083
Min		99.672	99.501	-0.394
Std Dev		0.192	0.219	0.156



28.168_ACCURACY/I_SS_SET		
Test Site	Dallas	
Tester	ETS-364	
Test Number	EB6938	
Max Limit	100.9	uA
Min Limit	99	uA

krad	0	20	21	30	31	50	51
LL	99.000	99.000	99.000	99.000	99.000	99.000	99.000
Min	99.663	99.712	99.621	99.783	99.559	99.832	99.501
Average	99.907	99.951	99.697	99.967	99.795	100.078	99.776
Max	100.102	100.213	99.937	100.121	100.006	100.374	99.925
UL	100.900	100.900	100.900	100.900	100.900	100.900	100.900

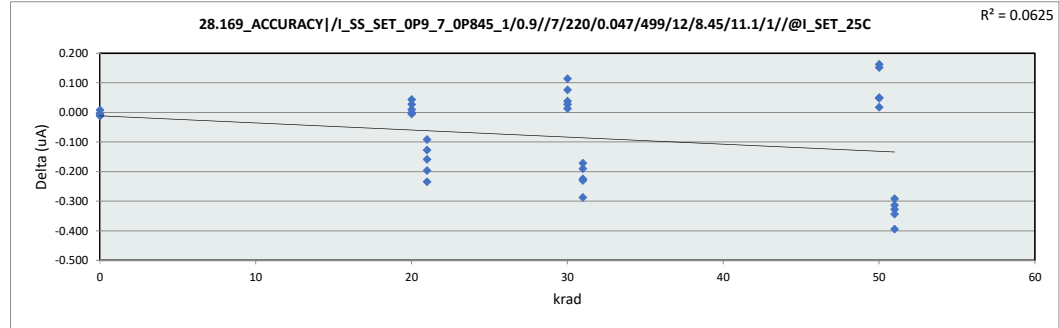




HDR Report  
TPS7H1111-SEP

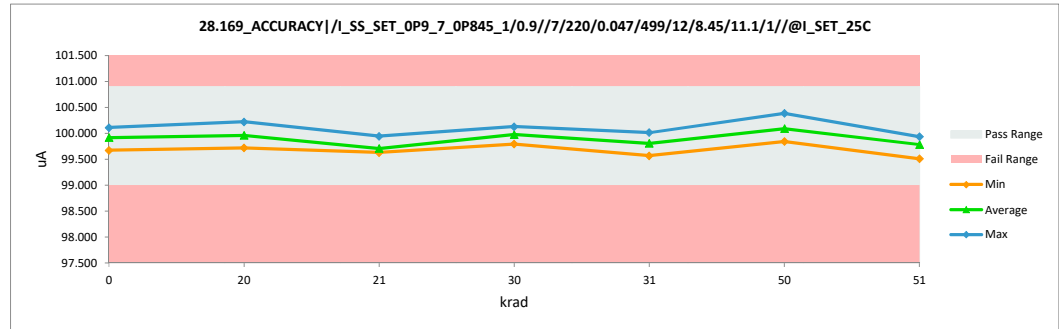
28.169_ACCURACY /I_SS_SET		
Test Site	Dallas	Dallas
Tester	ETS-364	ETS-364
Test Number	EB6938	EB6938
Unit	uA	uA
Max Limit	100.9	100.9
Min Limit	99	99

krad	Serial #	Pre	Post	Delta
21	1	99.759	99.632	-0.127
21	2	99.721	99.630	-0.091
21	3	100.179	99.945	-0.234
21	4	99.848	99.652	-0.196
21	5	99.832	99.673	-0.159
20	17	100.173	100.217	0.044
20	19	100.223	100.222	-0.001
20	20	99.708	99.718	0.010
20	21	99.849	99.877	0.028
20	23	99.766	99.761	-0.005
31	6	100.135	99.911	-0.224
31	7	99.810	99.580	-0.230
31	8	99.757	99.567	-0.190
31	9	100.238	99.951	-0.287
31	10	100.186	100.014	-0.172
30	24	100.115	100.128	0.013
30	25	99.763	99.791	0.028
30	26	99.933	100.047	0.114
30	27	99.888	99.964	0.076
30	29	99.908	99.946	0.038
51	11	100.176	99.863	-0.313
51	12	100.110	99.767	-0.343
51	13	100.226	99.934	-0.292
51	15	100.237	99.843	-0.394
51	16	99.836	99.509	-0.327
50	30	99.793	99.841	0.048
50	32	100.216	100.368	0.152
50	39	99.919	99.969	0.050
50	40	100.221	100.384	0.163
50	41	99.856	99.874	0.018
0	61	100.009	100.004	-0.005
0	62	100.120	100.110	-0.010
0	63	99.869	99.877	0.008
0	64	99.682	99.671	-0.011
Max		100.238	100.384	0.163
Average		99.972	99.889	-0.083
Min		99.682	99.509	-0.394
Std Dev		0.192	0.219	0.156



28.169_ACCURACY /I_SS_SET		
Test Site	Dallas	
Tester	ETS-364	
Test Number	EB6938	
Max Limit	100.9	uA
Min Limit	99	uA

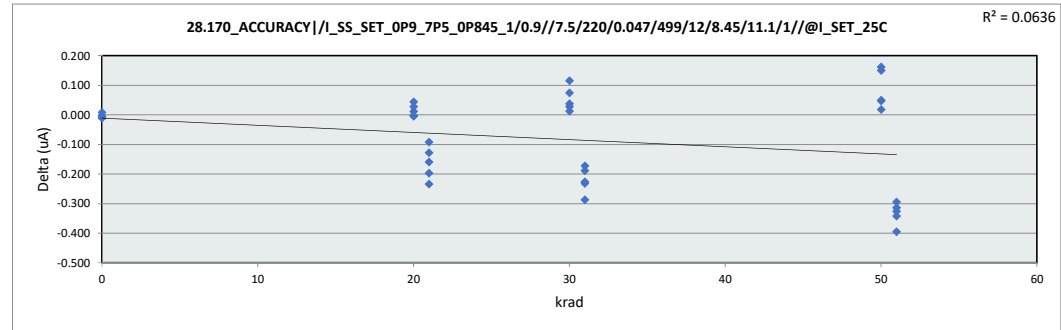
krad	0	20	21	30	31	50	51
LL	99.000	99.000	99.000	99.000	99.000	99.000	99.000
Min	99.671	99.718	99.630	99.791	99.567	99.841	99.509
Average	99.916	99.959	99.706	99.975	99.805	100.087	99.783
Max	100.110	100.222	99.945	100.128	100.014	100.384	99.934
UL	100.900	100.900	100.900	100.900	100.900	100.900	100.900



HDR Report  
TPS7H1111-SEP

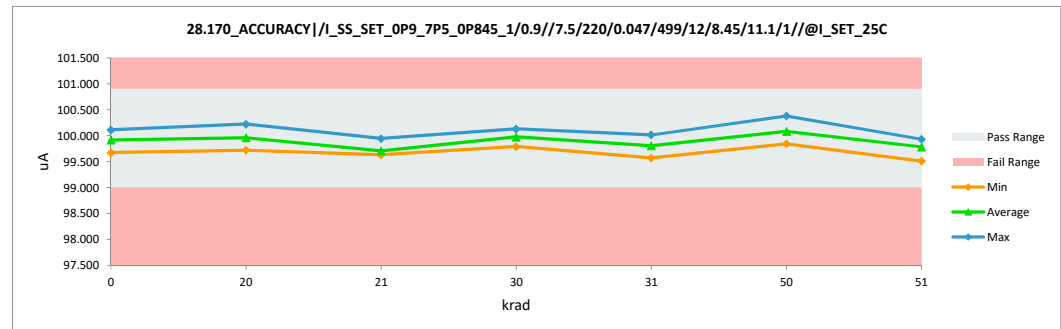
28.170_ACCURACY /I_SS_SET		
Test Site	Dallas	Dallas
Tester	ETS-364	ETS-364
Test Number	EB6938	EB6938
Unit	uA	uA
Max Limit	100.9	100.9
Min Limit	99	99

krad	Serial #	Pre	Post	Delta
21	1	99.760	99.632	-0.128
21	2	99.722	99.630	-0.092
21	3	100.180	99.946	-0.234
21	4	99.850	99.653	-0.197
21	5	99.833	99.674	-0.159
20	17	100.176	100.220	0.044
20	19	100.225	100.222	-0.003
20	20	99.709	99.721	0.012
20	21	99.851	99.879	0.028
20	23	99.767	99.762	-0.005
31	6	100.138	99.912	-0.226
31	7	99.811	99.579	-0.232
31	8	99.758	99.569	-0.189
31	9	100.239	99.952	-0.287
31	10	100.188	100.016	-0.172
30	24	100.118	100.131	0.013
30	25	99.764	99.792	0.028
30	26	99.934	100.049	0.115
30	27	99.890	99.964	0.074
30	29	99.910	99.947	0.037
51	11	100.179	99.865	-0.314
51	12	100.110	99.768	-0.342
51	13	100.228	99.934	-0.294
51	15	100.239	99.844	-0.395
51	16	99.837	99.511	-0.326
50	30	99.795	99.842	0.047
50	32	100.217	100.367	0.150
50	39	99.922	99.971	0.049
50	40	100.222	100.384	0.162
50	41	99.858	99.876	0.018
0	61	100.010	100.006	-0.004
0	62	100.123	100.112	-0.011
0	63	99.870	99.878	0.008
0	64	99.682	99.673	-0.009
Max		100.239	100.384	0.162
Average		99.974	99.891	-0.083
Min		99.682	99.511	-0.395
Std Dev		0.192	0.219	0.156



28.170_ACCURACY /I_SS_SET		
Test Site	Dallas	
Tester	ETS-364	
Test Number	EB6938	
Max Limit	100.9	uA
Min Limit	99	uA

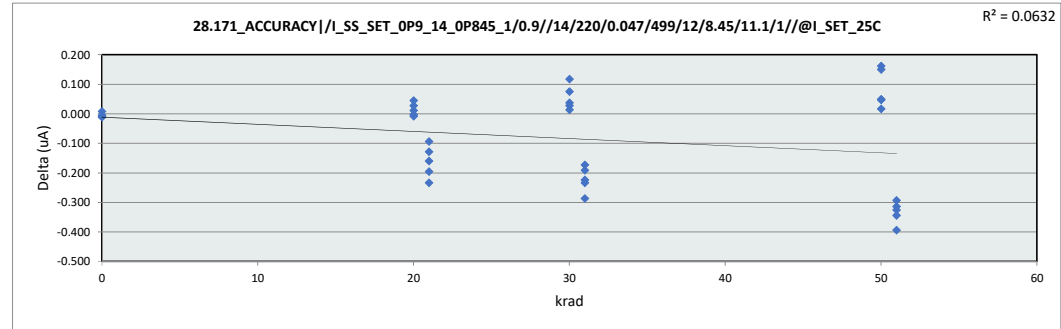
krad	0	20	21	30	31	50	51
LL	99.000	99.000	99.000	99.000	99.000	99.000	99.000
Min	99.673	99.721	99.630	99.792	99.569	99.842	99.511
Average	99.917	99.961	99.707	99.977	99.806	100.088	99.784
Max	100.112	100.222	99.946	100.131	100.016	100.384	99.934
UL	100.900	100.900	100.900	100.900	100.900	100.900	100.900



HDR Report  
TPS7H1111-SEP

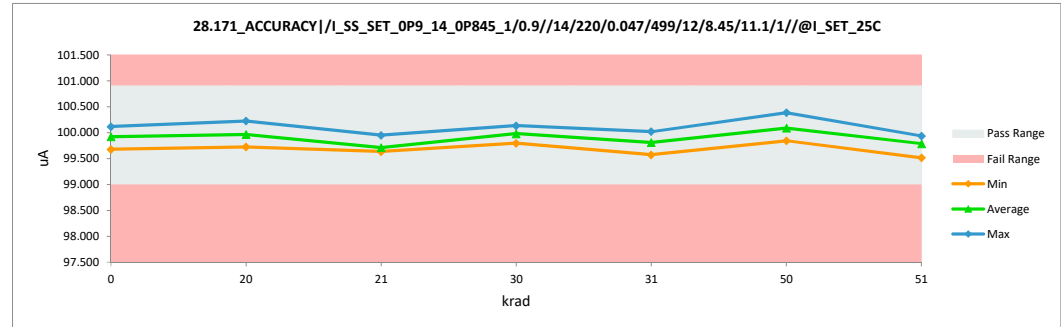
28.171_ACCURACY/I_SS_SET		
Test Site	Dallas	Dallas
Tester	ETS-364	ETS-364
Test Number	EB6938	EB6938
Unit	uA	uA
Max Limit	100.9	100.9
Min Limit	99	99

krad	Serial #	Pre	Post	Delta
21	1	99.763	99.635	-0.128
21	2	99.727	99.633	-0.094
21	3	100.184	99.950	-0.234
21	4	99.853	99.657	-0.196
21	5	99.837	99.677	-0.160
20	17	100.179	100.224	0.045
20	19	100.228	100.225	-0.003
20	20	99.712	99.723	0.011
20	21	99.855	99.883	0.028
20	23	99.772	99.764	-0.008
31	6	100.140	99.916	-0.224
31	7	99.816	99.583	-0.233
31	8	99.763	99.572	-0.191
31	9	100.243	99.956	-0.287
31	10	100.192	100.019	-0.173
30	24	100.121	100.134	0.013
30	25	99.768	99.796	0.028
30	26	99.936	100.053	0.117
30	27	99.893	99.968	0.075
30	29	99.913	99.950	0.037
51	11	100.182	99.868	-0.314
51	12	100.114	99.770	-0.344
51	13	100.231	99.938	-0.293
51	15	100.242	99.848	-0.394
51	16	99.841	99.515	-0.326
50	30	99.798	99.845	0.047
50	32	100.221	100.371	0.150
50	39	99.925	99.974	0.049
50	40	100.225	100.387	0.162
50	41	99.862	99.879	0.017
0	61	100.015	100.010	-0.005
0	62	100.126	100.115	-0.011
0	63	99.873	99.881	0.008
0	64	99.686	99.677	-0.009
Max		100.243	100.387	0.162
Average		99.978	99.894	-0.084
Min		99.686	99.515	-0.394
Std Dev		0.192	0.219	0.156



28.171_ACCURACY/I_SS_SET		
Test Site	Dallas	
Tester	ETS-364	
Test Number	EB6938	
Max Limit	100.9	uA
Min Limit	99	uA

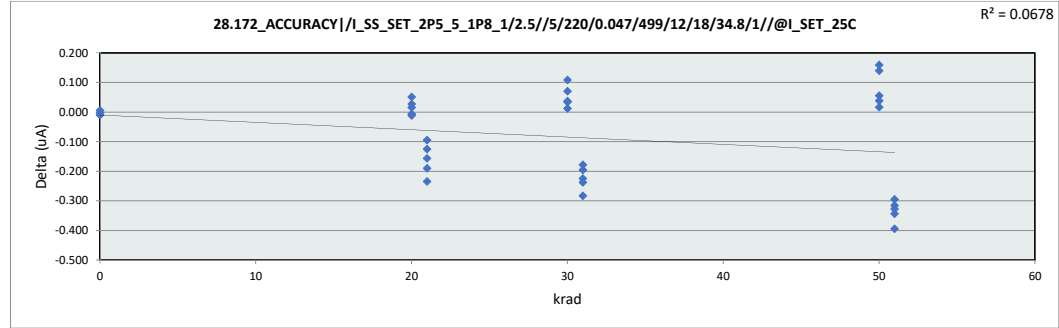
	0	20	21	30	31	50	51
LL	99.000	99.000	99.000	99.000	99.000	99.000	99.000
Min	99.677	99.723	99.633	99.796	99.572	99.845	99.515
Average	99.921	99.964	99.710	99.980	99.809	100.091	99.788
Max	100.115	100.225	99.950	100.134	100.019	100.387	99.938
UL	100.900	100.900	100.900	100.900	100.900	100.900	100.900



HDR Report  
TPS7H1111-SEP

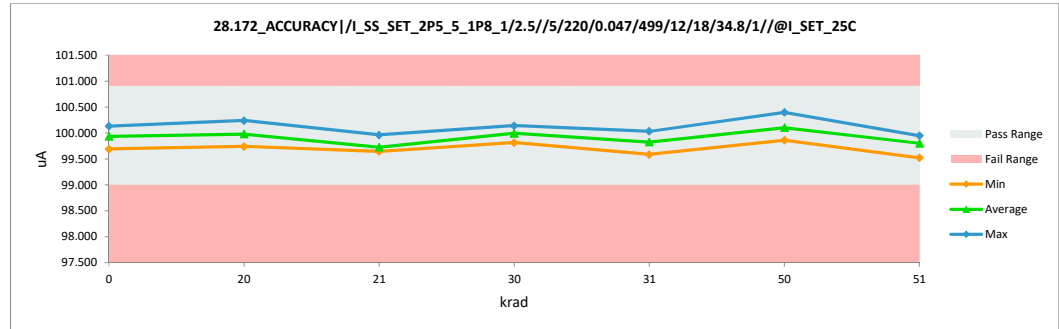
28.172_ACCURACY /I_SS_SET		
Test Site	Dallas	Dallas
Tester	ETS-364	ETS-364
Test Number	EB6938	EB6938
Unit	uA	uA
Max Limit	100.9	100.9
Min Limit	99	99

krad	Serial #	Pre	Post	Delta
21	1	99.768	99.643	-0.125
21	2	99.743	99.648	-0.095
21	3	100.196	99.962	-0.234
21	4	99.862	99.672	-0.190
21	5	99.844	99.687	-0.157
20	17	100.186	100.237	0.051
20	19	100.242	100.236	-0.006
20	20	99.725	99.740	0.015
20	21	99.867	99.894	0.027
20	23	99.788	99.776	-0.012
31	6	100.154	99.929	-0.225
31	7	99.831	99.593	-0.238
31	8	99.778	99.583	-0.195
31	9	100.249	99.966	-0.283
31	10	100.210	100.032	-0.178
30	24	100.129	100.141	0.012
30	25	99.777	99.814	0.037
30	26	99.953	100.061	0.108
30	27	99.905	99.976	0.071
30	29	99.926	99.960	0.034
51	11	100.195	99.879	-0.316
51	12	100.127	99.783	-0.344
51	13	100.241	99.946	-0.295
51	15	100.257	99.863	-0.394
51	16	99.851	99.523	-0.328
50	30	99.807	99.862	0.055
50	32	100.238	100.378	0.140
50	39	99.942	99.980	0.038
50	40	100.237	100.396	0.159
50	41	99.874	99.890	0.016
0	61	100.021	100.019	-0.002
0	62	100.140	100.130	-0.010
0	63	99.887	99.893	0.006
0	64	99.697	99.688	-0.009
Max		100.257	100.396	0.159
Average		99.990	99.905	-0.084
Min		99.697	99.523	-0.394
Std Dev		0.192	0.218	0.155



28.172_ACCURACY /I_SS_SET		
Test Site	Dallas	
Tester	ETS-364	
Test Number	EB6938	
Max Limit	100.9	uA
Min Limit	99	uA

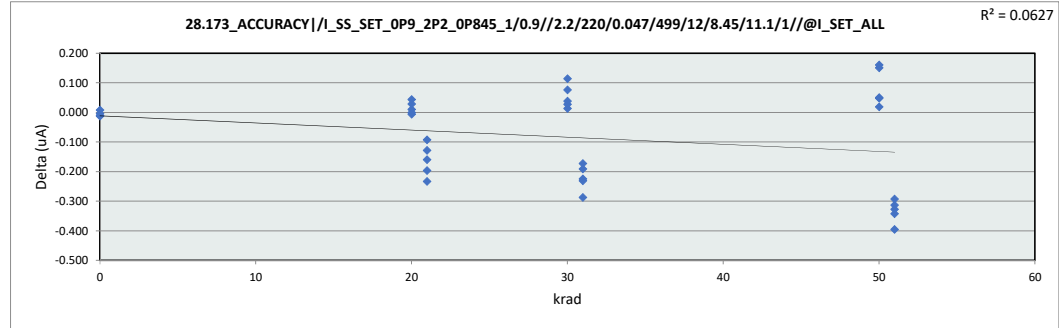
krad	0	20	21	30	31	50	51
LL	99.000	99.000	99.000	99.000	99.000	99.000	99.000
Min	99.688	99.740	99.643	99.814	99.583	99.862	99.523
Average	99.933	99.977	99.722	99.990	99.821	100.101	99.799
Max	100.130	100.237	99.962	100.141	100.032	100.396	99.946
UL	100.900	100.900	100.900	100.900	100.900	100.900	100.900



HDR Report  
TPS7H1111-SEP

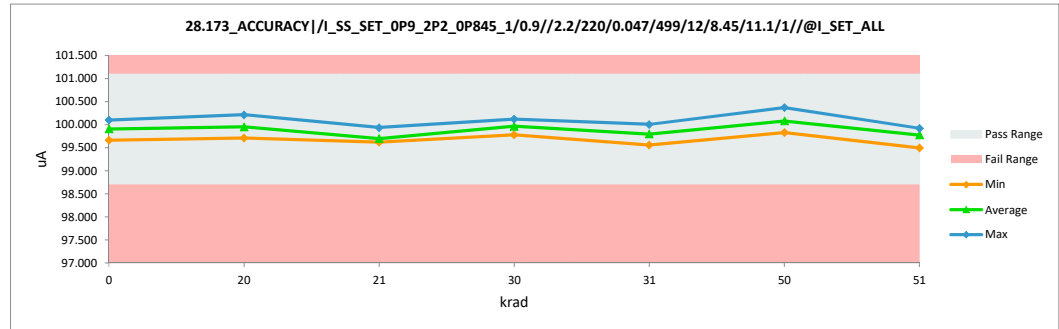
28.173_ACCURACY /I_SS_SET		
Test Site	Dallas	Dallas
Tester	ETS-364	ETS-364
Test Number	EB6938	EB6938
Unit	uA	uA
Max Limit	101.1	101.1
Min Limit	98.7	98.7

krad	Serial #	Pre	Post	Delta
21	1	99.750	99.622	-0.128
21	2	99.713	99.620	-0.093
21	3	100.170	99.937	-0.233
21	4	99.839	99.643	-0.196
21	5	99.822	99.662	-0.160
20	17	100.166	100.210	0.044
20	19	100.214	100.213	-0.001
20	20	99.700	99.710	0.010
20	21	99.839	99.868	0.029
20	23	99.759	99.753	-0.006
31	6	100.122	99.898	-0.224
31	7	99.802	99.571	-0.231
31	8	99.749	99.558	-0.191
31	9	100.228	99.941	-0.287
31	10	100.178	100.005	-0.173
30	24	100.107	100.120	0.013
30	25	99.754	99.782	0.028
30	26	99.923	100.037	0.114
30	27	99.879	99.955	0.076
30	29	99.898	99.936	0.038
51	11	100.169	99.856	-0.313
51	12	100.101	99.759	-0.342
51	13	100.217	99.924	-0.293
51	15	100.229	99.834	-0.395
51	16	99.827	99.500	-0.327
50	30	99.784	99.832	0.048
50	32	100.206	100.357	0.151
50	39	99.909	99.959	0.050
50	40	100.212	100.373	0.161
50	41	99.847	99.866	0.019
0	61	99.999	99.995	-0.004
0	62	100.113	100.101	-0.012
0	63	99.859	99.867	0.008
0	64	99.673	99.663	-0.010
Max		100.229	100.373	0.161
Average		99.963	99.880	-0.083
Min		99.673	99.500	-0.395
Std Dev		0.192	0.219	0.156



28.173_ACCURACY /I_SS_SET		
Test Site	Dallas	
Tester	ETS-364	
Test Number	EB6938	
Max Limit	101.1	uA
Min Limit	98.7	uA

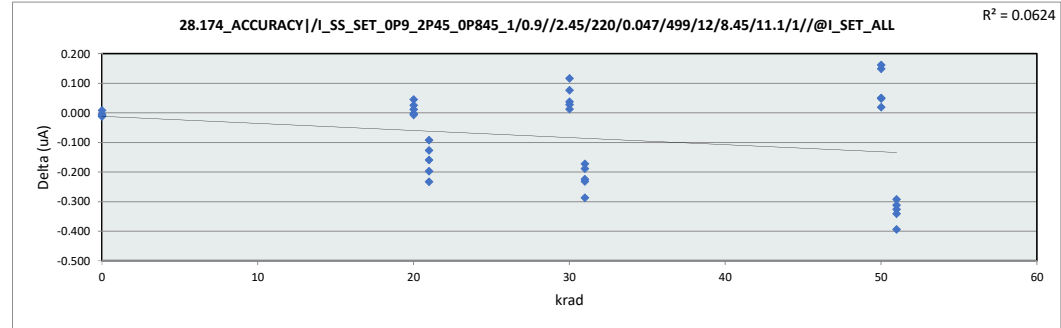
krad	0	20	21	30	31	50	51
LL	98.700	98.700	98.700	98.700	98.700	98.700	98.700
Min	99.663	99.710	99.620	99.782	99.558	99.832	99.500
Average	99.907	99.951	99.697	99.966	99.795	100.077	99.775
Max	100.101	100.213	99.937	100.120	100.005	100.373	99.924
UL	101.100	101.100	101.100	101.100	101.100	101.100	101.100



HDR Report  
TPS7H1111-SEP

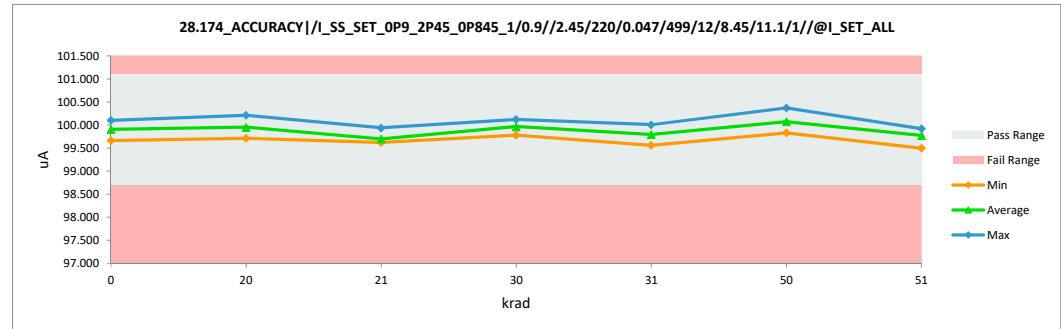
28.174_ACCURACY/I_SS_SET		
Test Site	Dallas	Dallas
Tester	ETS-364	ETS-364
Test Number	EB6938	EB6938
Unit	uA	uA
Max Limit	101.1	101.1
Min Limit	98.7	98.7

krad	Serial #	Pre	Post	Delta
21	1	99.750	99.623	-0.127
21	2	99.713	99.621	-0.092
21	3	100.170	99.937	-0.233
21	4	99.840	99.643	-0.197
21	5	99.822	99.663	-0.159
20	17	100.165	100.210	0.045
20	19	100.215	100.213	-0.002
20	20	99.700	99.712	0.012
20	21	99.841	99.867	0.026
20	23	99.759	99.752	-0.007
31	6	100.122	99.898	-0.224
31	7	99.804	99.572	-0.232
31	8	99.748	99.559	-0.189
31	9	100.229	99.942	-0.287
31	10	100.178	100.006	-0.172
30	24	100.108	100.121	0.013
30	25	99.755	99.783	0.028
30	26	99.923	100.039	0.116
30	27	99.879	99.955	0.076
30	29	99.898	99.936	0.038
51	11	100.169	99.857	-0.312
51	12	100.101	99.760	-0.341
51	13	100.217	99.925	-0.292
51	15	100.229	99.835	-0.394
51	16	99.827	99.501	-0.326
50	30	99.784	99.832	0.048
50	32	100.208	100.357	0.149
50	39	99.909	99.959	0.050
50	40	100.212	100.374	0.162
50	41	99.848	99.867	0.019
0	61	100.000	99.995	-0.005
0	62	100.114	100.102	-0.012
0	63	99.860	99.868	0.008
0	64	99.672	99.663	-0.009
Max		100.229	100.374	0.162
Average		99.964	99.881	-0.083
Min		99.672	99.501	-0.394
Std Dev		0.192	0.219	0.156



28.174_ACCURACY/I_SS_SET		
Test Site	Dallas	
Tester	ETS-364	
Test Number	EB6938	
Max Limit	101.1	uA
Min Limit	98.7	uA

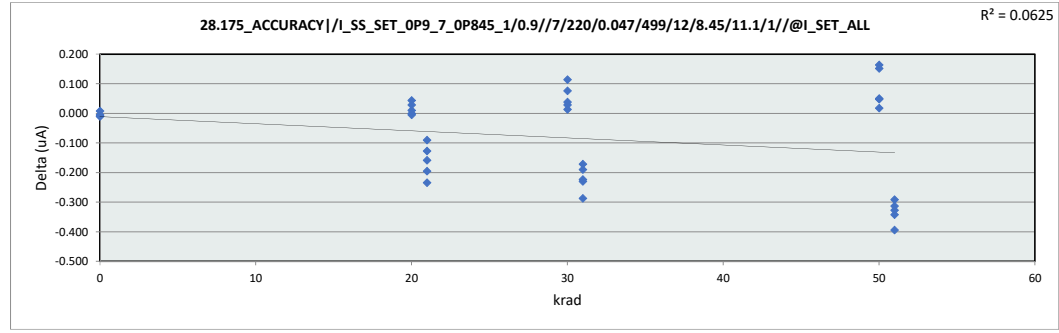
krad	0	20	21	30	31	50	51
LL	98.700	98.700	98.700	98.700	98.700	98.700	98.700
Min	99.663	99.712	99.621	99.783	99.559	99.832	99.501
Average	99.907	99.951	99.697	99.967	99.795	100.078	99.776
Max	100.102	100.213	99.937	100.121	100.006	100.374	99.925
UL	101.100	101.100	101.100	101.100	101.100	101.100	101.100



HDR Report  
TPS7H1111-SEP

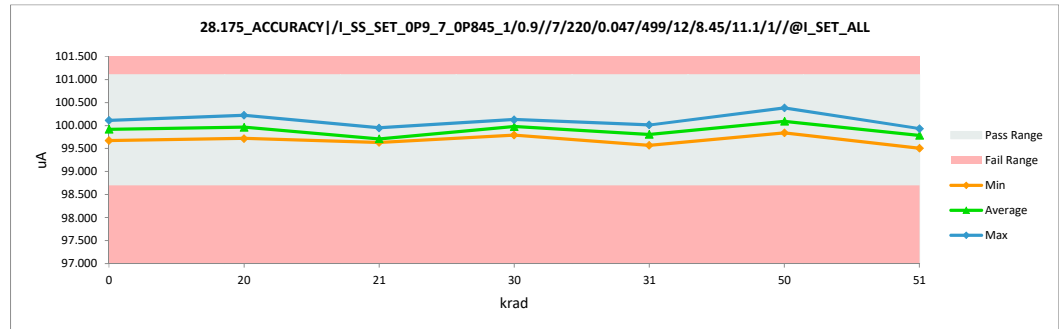
28.175_ACCURACY /I_SS_SET		
Test Site	Dallas	Dallas
Tester	ETS-364	ETS-364
Test Number	EB6938	EB6938
Unit	uA	uA
Max Limit	101.1	101.1
Min Limit	98.7	98.7

krad	Serial #	Pre	Post	Delta
21	1	99.759	99.632	-0.127
21	2	99.721	99.630	-0.091
21	3	100.179	99.945	-0.234
21	4	99.848	99.652	-0.196
21	5	99.832	99.673	-0.159
20	17	100.173	100.217	0.044
20	19	100.223	100.222	-0.001
20	20	99.708	99.718	0.010
20	21	99.849	99.877	0.028
20	23	99.766	99.761	-0.005
31	6	100.135	99.911	-0.224
31	7	99.810	99.580	-0.230
31	8	99.757	99.567	-0.190
31	9	100.238	99.951	-0.287
31	10	100.186	100.014	-0.172
30	24	100.115	100.128	0.013
30	25	99.763	99.791	0.028
30	26	99.933	100.047	0.114
30	27	99.888	99.964	0.076
30	29	99.908	99.946	0.038
51	11	100.176	99.863	-0.313
51	12	100.110	99.767	-0.343
51	13	100.226	99.934	-0.292
51	15	100.237	99.843	-0.394
51	16	99.836	99.509	-0.327
50	30	99.793	99.841	0.048
50	32	100.216	100.368	0.152
50	39	99.919	99.969	0.050
50	40	100.221	100.384	0.163
50	41	99.856	99.874	0.018
0	61	100.009	100.004	-0.005
0	62	100.120	100.110	-0.010
0	63	99.869	99.877	0.008
0	64	99.682	99.671	-0.011
Max		100.238	100.384	0.163
Average		99.972	99.889	-0.083
Min		99.682	99.509	-0.394
Std Dev		0.192	0.219	0.156



28.175_ACCURACY /I_SS_SET		
Test Site	Dallas	
Tester	ETS-364	
Test Number	EB6938	
Max Limit	101.1	uA
Min Limit	98.7	uA

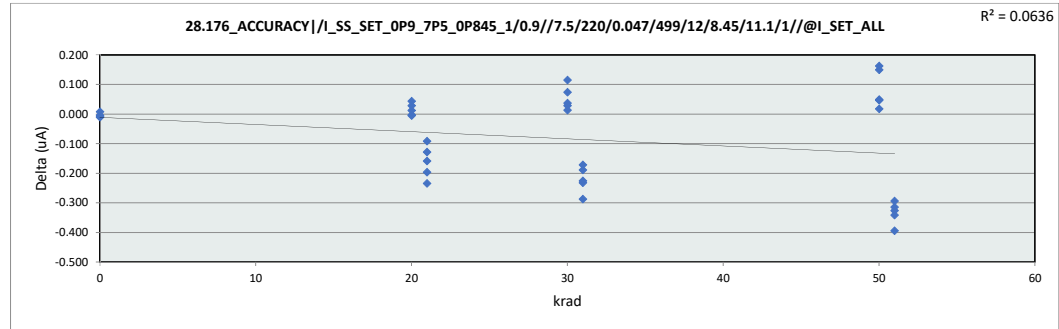
	0	20	21	30	31	50	51
LL	98.700	98.700	98.700	98.700	98.700	98.700	98.700
Min	99.671	99.718	99.630	99.791	99.567	99.841	99.509
Average	99.916	99.959	99.706	99.975	99.805	100.087	99.783
Max	100.110	100.222	99.945	100.128	100.014	100.384	99.934
UL	101.100	101.100	101.100	101.100	101.100	101.100	101.100



HDR Report  
TPS7H1111-SEP

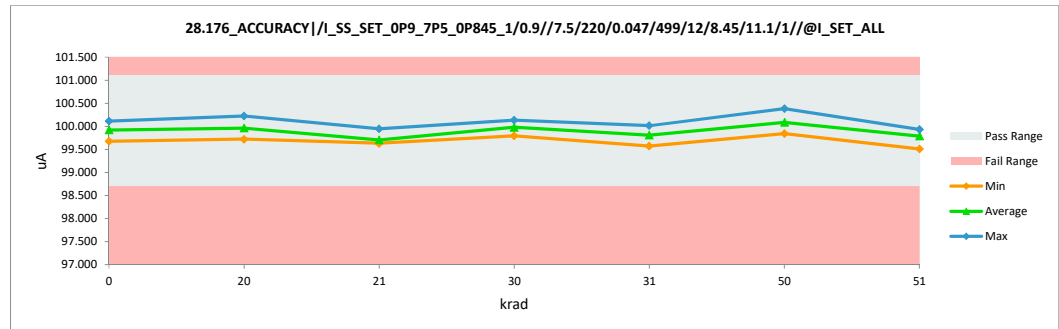
28.176_ACCURACY /I_SS_SET		
Test Site	Dallas	Dallas
Tester	ETS-364	ETS-364
Test Number	EB6938	EB6938
Unit	uA	uA
Max Limit	101.1	101.1
Min Limit	98.7	98.7

krad	Serial #	Pre	Post	Delta
21	1	99.760	99.632	-0.128
21	2	99.722	99.630	-0.092
21	3	100.180	99.946	-0.234
21	4	99.850	99.653	-0.197
21	5	99.833	99.674	-0.159
20	17	100.176	100.220	0.044
20	19	100.225	100.222	-0.003
20	20	99.709	99.721	0.012
20	21	99.851	99.879	0.028
20	23	99.767	99.762	-0.005
31	6	100.138	99.912	-0.226
31	7	99.811	99.579	-0.232
31	8	99.758	99.569	-0.189
31	9	100.239	99.952	-0.287
31	10	100.188	100.016	-0.172
30	24	100.118	100.131	0.013
30	25	99.764	99.792	0.028
30	26	99.934	100.049	0.115
30	27	99.890	99.964	0.074
30	29	99.910	99.947	0.037
51	11	100.179	99.865	-0.314
51	12	100.110	99.768	-0.342
51	13	100.228	99.934	-0.294
51	15	100.239	99.844	-0.395
51	16	99.837	99.511	-0.326
50	30	99.795	99.842	0.047
50	32	100.217	100.367	0.150
50	39	99.922	99.971	0.049
50	40	100.222	100.384	0.162
50	41	99.858	99.876	0.018
0	61	100.010	100.006	-0.004
0	62	100.123	100.112	-0.011
0	63	99.870	99.878	0.008
0	64	99.682	99.673	-0.009
Max		100.239	100.384	0.162
Average		99.974	99.891	-0.083
Min		99.682	99.511	-0.395
Std Dev		0.192	0.219	0.156



28.176_ACCURACY /I_SS_SET		
Test Site	Dallas	
Tester	ETS-364	
Test Number	EB6938	
Max Limit	101.1	uA
Min Limit	98.7	uA

	0	20	21	30	31	50	51
LL	98.700	98.700	98.700	98.700	98.700	98.700	98.700
Min	99.673	99.721	99.630	99.792	99.569	99.842	99.511
Average	99.917	99.961	99.707	99.977	99.806	100.088	99.784
Max	100.112	100.222	99.946	100.131	100.016	100.384	99.934
UL	101.100	101.100	101.100	101.100	101.100	101.100	101.100

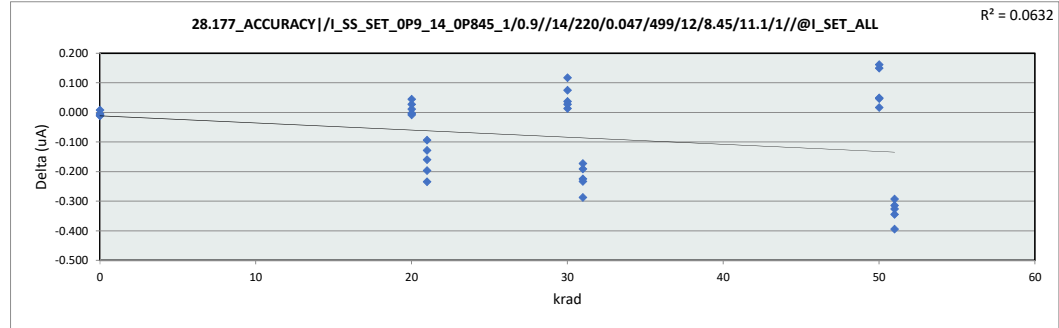




HDR Report  
TPS7H1111-SEP

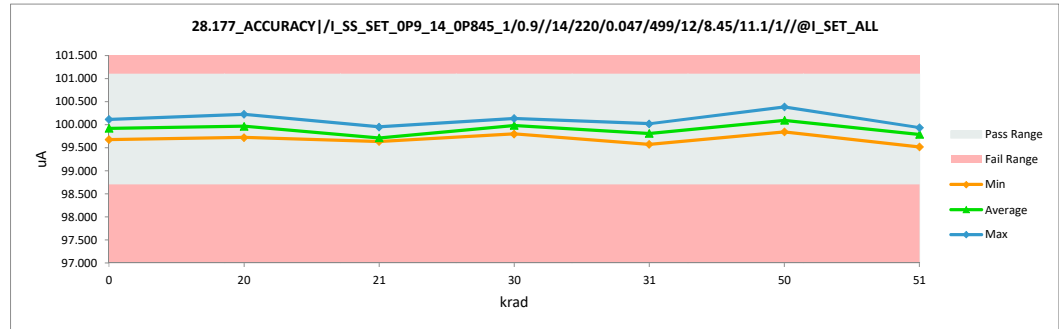
28.177_ACCURACY/I_SS_SET		
Test Site	Dallas	Dallas
Tester	ETS-364	ETS-364
Test Number	EB6938	EB6938
Unit	uA	uA
Max Limit	101.1	101.1
Min Limit	98.7	98.7

krad	Serial #	Pre	Post	Delta
21	1	99.763	99.635	-0.128
21	2	99.727	99.633	-0.094
21	3	100.184	99.950	-0.234
21	4	99.853	99.657	-0.196
21	5	99.837	99.677	-0.160
20	17	100.179	100.224	0.045
20	19	100.228	100.225	-0.003
20	20	99.712	99.723	0.011
20	21	99.855	99.883	0.028
20	23	99.772	99.764	-0.008
31	6	100.140	99.916	-0.224
31	7	99.816	99.583	-0.233
31	8	99.763	99.572	-0.191
31	9	100.243	99.956	-0.287
31	10	100.192	100.019	-0.173
30	24	100.121	100.134	0.013
30	25	99.768	99.796	0.028
30	26	99.936	100.053	0.117
30	27	99.893	99.968	0.075
30	29	99.913	99.950	0.037
51	11	100.182	99.868	-0.314
51	12	100.114	99.770	-0.344
51	13	100.231	99.938	-0.293
51	15	100.242	99.848	-0.394
51	16	99.841	99.515	-0.326
50	30	99.798	99.845	0.047
50	32	100.221	100.371	0.150
50	39	99.925	99.974	0.049
50	40	100.225	100.387	0.162
50	41	99.862	99.879	0.017
0	61	100.015	100.010	-0.005
0	62	100.126	100.115	-0.011
0	63	99.873	99.881	0.008
0	64	99.686	99.677	-0.009
Max		100.243	100.387	0.162
Average		99.978	99.894	-0.084
Min		99.686	99.515	-0.394
Std Dev		0.192	0.219	0.156



28.177_ACCURACY/I_SS_SET	
Test Site	Dallas
Tester	ETS-364
Test Number	EB6938
Max Limit	101.1 uA
Min Limit	98.7 uA

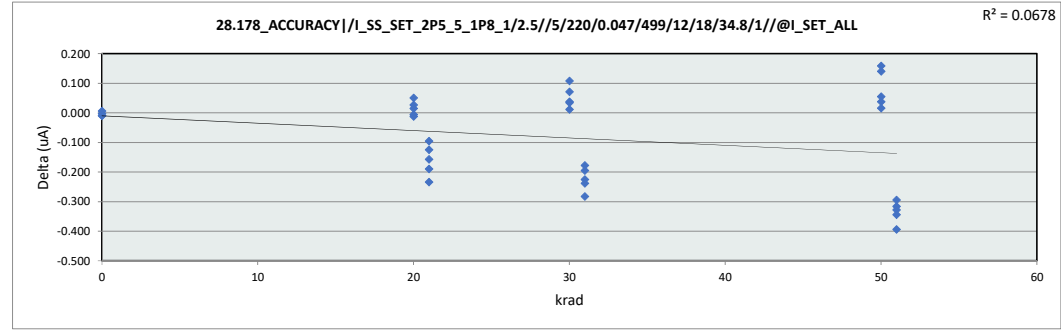
	0	20	21	30	31	50	51
LL	98.700	98.700	98.700	98.700	98.700	98.700	98.700
Min	99.677	99.723	99.633	99.796	99.572	99.845	99.515
Average	99.921	99.964	99.710	99.980	99.809	100.091	99.788
Max	100.115	100.225	99.950	100.134	100.019	100.387	99.938
UL	101.100	101.100	101.100	101.100	101.100	101.100	101.100



HDR Report  
TPS7H1111-SEP

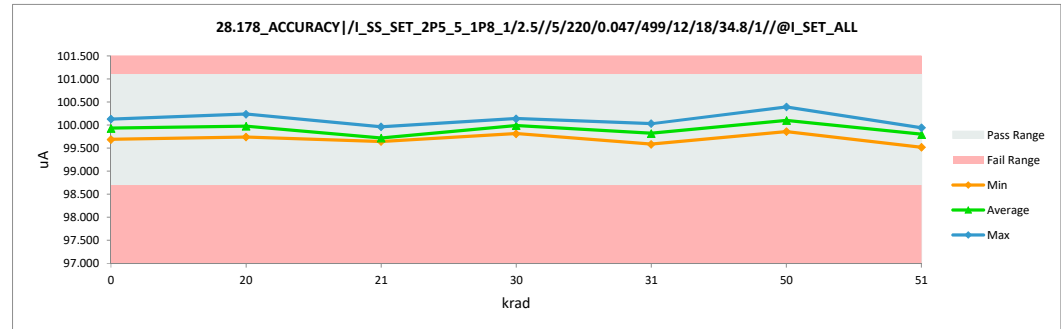
28.178_ACCURACY /I_SS_SET		
Test Site	Dallas	Dallas
Tester	ETS-364	ETS-364
Test Number	EB6938	EB6938
Unit	uA	uA
Max Limit	101.1	101.1
Min Limit	98.7	98.7

krad	Serial #	Pre	Post	Delta
21	1	99.768	99.643	-0.125
21	2	99.743	99.648	-0.095
21	3	100.196	99.962	-0.234
21	4	99.862	99.672	-0.190
21	5	99.844	99.687	-0.157
20	17	100.186	100.237	0.051
20	19	100.242	100.236	-0.006
20	20	99.725	99.740	0.015
20	21	99.867	99.894	0.027
20	23	99.788	99.776	-0.012
31	6	100.154	99.929	-0.225
31	7	99.831	99.593	-0.238
31	8	99.778	99.583	-0.195
31	9	100.249	99.966	-0.283
31	10	100.210	100.032	-0.178
30	24	100.129	100.141	0.012
30	25	99.777	99.814	0.037
30	26	99.953	100.061	0.108
30	27	99.905	99.976	0.071
30	29	99.926	99.960	0.034
51	11	100.195	99.879	-0.316
51	12	100.127	99.783	-0.344
51	13	100.241	99.946	-0.295
51	15	100.257	99.863	-0.394
51	16	99.851	99.523	-0.328
50	30	99.807	99.862	0.055
50	32	100.238	100.378	0.140
50	39	99.942	99.980	0.038
50	40	100.237	100.396	0.159
50	41	99.874	99.890	0.016
0	61	100.021	100.019	-0.002
0	62	100.140	100.130	-0.010
0	63	99.887	99.893	0.006
0	64	99.697	99.688	-0.009
Max		100.257	100.396	0.159
Average		99.990	99.905	-0.084
Min		99.697	99.523	-0.394
Std Dev		0.192	0.218	0.155



28.178_ACCURACY /I_SS_SET		
Test Site	Dallas	
Tester	ETS-364	
Test Number	EB6938	
Max Limit	101.1	uA
Min Limit	98.7	uA

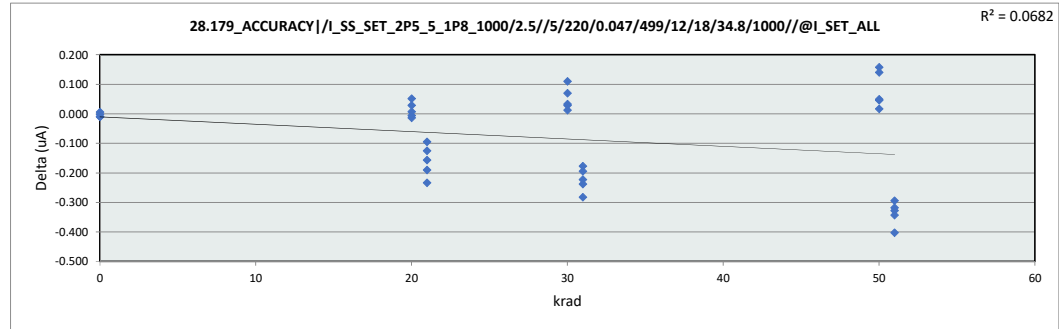
krad	0	20	21	30	31	50	51
LL	98.700	98.700	98.700	98.700	98.700	98.700	98.700
Min	99.688	99.740	99.643	99.814	99.583	99.862	99.523
Average	99.933	99.977	99.722	99.990	99.821	100.101	99.799
Max	100.130	100.237	99.962	100.141	100.032	100.396	99.946
UL	101.100	101.100	101.100	101.100	101.100	101.100	101.100



HDR Report  
TPS7H1111-SEP

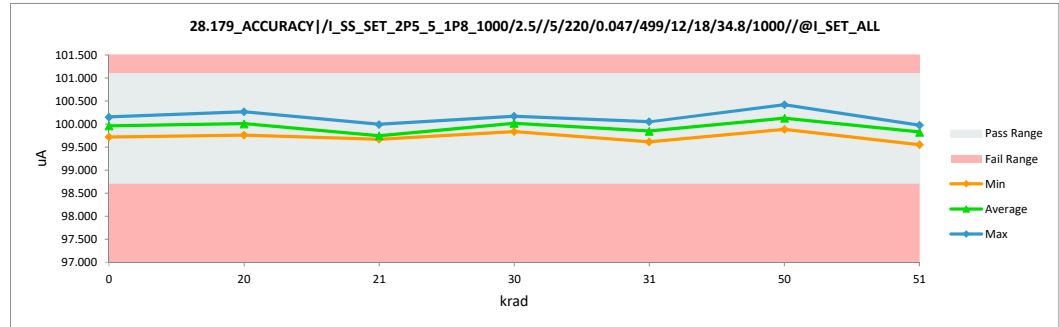
28.179_ACCURACY /I_SS_SET		
Test Site	Dallas	Dallas
Tester	ETS-364	ETS-364
Test Number	EB6938	EB6938
Unit	uA	uA
Max Limit	101.1	101.1
Min Limit	98.7	98.7

krad	Serial #	Pre	Post	Delta
21	1	99.796	99.671	-0.125
21	2	99.763	99.668	-0.095
21	3	100.225	99.991	-0.234
21	4	99.891	99.701	-0.190
21	5	99.872	99.715	-0.157
20	17	100.214	100.265	0.051
20	19	100.271	100.265	-0.006
20	20	99.753	99.760	0.007
20	21	99.895	99.924	0.029
20	23	99.819	99.805	-0.014
31	6	100.173	99.950	-0.223
31	7	99.861	99.623	-0.238
31	8	99.806	99.611	-0.195
31	9	100.277	99.995	-0.282
31	10	100.229	100.052	-0.177
30	24	100.157	100.169	0.012
30	25	99.805	99.834	0.029
30	26	99.981	100.091	0.110
30	27	99.934	100.004	0.070
30	29	99.955	99.988	0.033
51	11	100.226	99.908	-0.318
51	12	100.154	99.811	-0.343
51	13	100.268	99.974	-0.294
51	15	100.286	99.883	-0.403
51	16	99.881	99.553	-0.328
50	30	99.836	99.882	0.046
50	32	100.267	100.407	0.140
50	39	99.961	100.010	0.049
50	40	100.265	100.422	0.157
50	41	99.901	99.918	0.017
0	61	100.050	100.048	-0.002
0	62	100.160	100.150	-0.010
0	63	99.918	99.924	0.006
0	64	99.726	99.717	-0.009
Max		100.286	100.422	0.157
Average		100.017	99.932	-0.085
Min		99.726	99.553	-0.403
Std Dev		0.191	0.218	0.155



28.179_ACCURACY /I_SS_SET		
Test Site	Dallas	
Tester	ETS-364	
Test Number	EB6938	
Max Limit	101.1	uA
Min Limit	98.7	uA

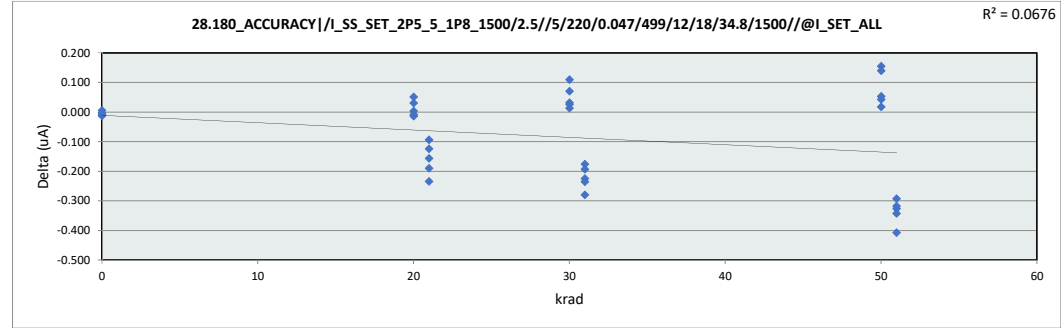
	0	20	21	30	31	50	51
LL	98.700	98.700	98.700	98.700	98.700	98.700	98.700
Min	99.717	99.760	99.668	99.834	99.611	99.882	99.553
Average	99.960	100.004	99.749	100.017	99.846	100.128	99.826
Max	100.150	100.265	99.991	100.169	100.052	100.422	99.974
UL	101.100	101.100	101.100	101.100	101.100	101.100	101.100



HDR Report  
TPS7H1111-SEP

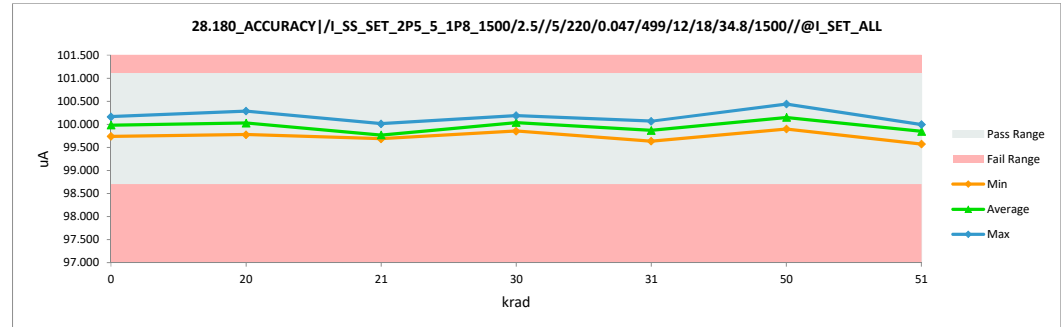
28.180_ACCURACY/I_SS_SET		
Test Site	Dallas	Dallas
Tester	ETS-364	ETS-364
Test Number	EB6938	EB6938
Unit	uA	uA
Max Limit	101.1	101.1
Min Limit	98.7	98.7

krad	Serial #	Pre	Post	Delta
21	1	99.816	99.692	-0.124
21	2	99.778	99.684	-0.094
21	3	100.246	100.012	-0.234
21	4	99.911	99.721	-0.190
21	5	99.893	99.736	-0.157
20	17	100.235	100.286	0.051
20	19	100.292	100.284	-0.008
20	20	99.773	99.776	0.003
20	21	99.916	99.946	0.030
20	23	99.840	99.826	-0.014
31	6	100.189	99.964	-0.225
31	7	99.881	99.645	-0.236
31	8	99.826	99.633	-0.193
31	9	100.296	100.016	-0.280
31	10	100.244	100.068	-0.176
30	24	100.176	100.189	0.013
30	25	99.826	99.852	0.026
30	26	100.002	100.111	0.109
30	27	99.954	100.025	0.071
30	29	99.976	100.008	0.032
51	11	100.247	99.929	-0.318
51	12	100.175	99.832	-0.343
51	13	100.287	99.994	-0.293
51	15	100.307	99.900	-0.407
51	16	99.901	99.575	-0.326
50	30	99.857	99.899	0.042
50	32	100.286	100.426	0.140
50	39	99.978	100.031	0.053
50	40	100.286	100.441	0.155
50	41	99.921	99.939	0.018
0	61	100.071	100.068	-0.003
0	62	100.177	100.164	-0.013
0	63	99.939	99.945	0.006
0	64	99.747	99.737	-0.010
	Max	100.307	100.441	0.155
	Average	100.037	99.952	-0.085
	Min	99.747	99.575	-0.407
	Std Dev	0.191	0.218	0.155



28.180_ACCURACY/I_SS_SET		
Test Site	Dallas	
Tester	ETS-364	
Test Number	EB6938	
Max Limit	101.1	uA
Min Limit	98.7	uA

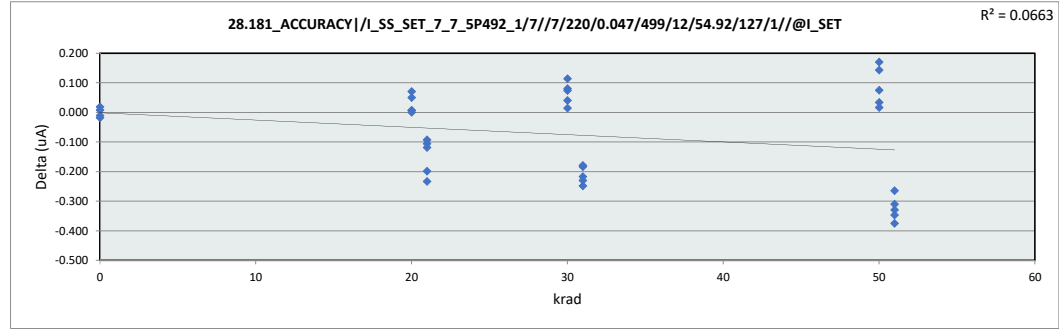
krad	0	20	21	30	31	50	51
LL	98.700	98.700	98.700	98.700	98.700	98.700	98.700
Min	99.737	99.776	99.684	99.852	99.633	99.899	99.575
Average	99.979	100.024	99.769	100.037	99.865	100.147	99.846
Max	100.164	100.286	100.012	100.189	100.068	100.441	99.994
UL	101.100	101.100	101.100	101.100	101.100	101.100	101.100



HDR Report  
TPS7H1111-SEP

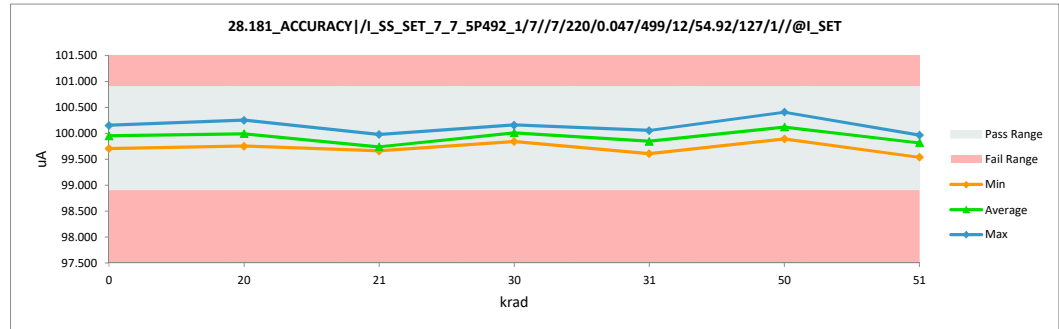
28.181_ACCURACY/I_SS_SET		
Test Site	Dallas	Dallas
Tester	ETS-364	ETS-364
Test Number	EB6938	EB6938
Unit	uA	uA
Max Limit	100.9	100.9
Min Limit	98.9	98.9

krad	Serial #	Pre	Post	Delta
21	1	99.765	99.660	-0.105
21	2	99.763	99.671	-0.092
21	3	100.212	99.979	-0.233
21	4	99.877	99.679	-0.198
21	5	99.835	99.717	-0.118
20	17	100.171	100.242	0.071
20	19	100.244	100.251	0.007
20	20	99.745	99.752	0.007
20	21	99.855	99.905	0.050
20	23	99.796	99.796	0.000
31	6	100.176	99.959	-0.217
31	7	99.837	99.607	-0.230
31	8	99.790	99.607	-0.183
31	9	100.239	99.991	-0.248
31	10	100.234	100.055	-0.179
30	24	100.144	100.159	0.015
30	25	99.768	99.842	0.074
30	26	99.961	100.075	0.114
30	27	99.915	99.995	0.080
30	29	99.926	99.967	0.041
51	11	100.203	99.893	-0.310
51	12	100.146	99.799	-0.347
51	13	100.230	99.965	-0.265
51	15	100.268	99.893	-0.375
51	16	99.867	99.538	-0.329
50	30	99.815	99.890	0.075
50	32	100.250	100.393	0.143
50	39	99.966	100.000	0.034
50	40	100.238	100.408	0.170
50	41	99.883	99.900	0.017
0	61	100.011	100.030	0.019
0	62	100.163	100.153	-0.010
0	63	99.901	99.909	0.008
0	64	99.723	99.705	-0.018
Max		100.268	100.408	0.170
Average		99.998	99.923	-0.074
Min		99.723	99.538	-0.375
Std Dev		0.191	0.217	0.155



28.181_ACCURACY/I_SS_SET		
Test Site	Dallas	
Tester	ETS-364	
Test Number	EB6938	
Max Limit	100.9	uA
Min Limit	98.9	uA

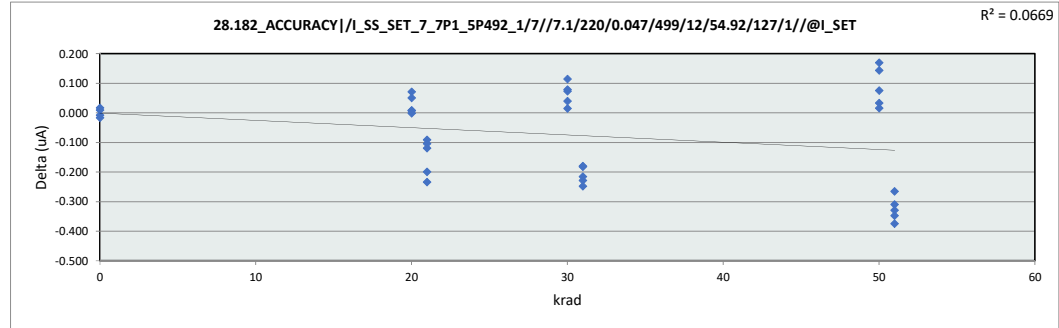
krad	0	20	21	30	31	50	51
LL	98.900	98.900	98.900	98.900	98.900	98.900	98.900
Min	99.705	99.752	99.660	99.842	99.607	99.890	99.538
Average	99.949	99.989	99.741	100.008	99.844	100.118	99.818
Max	100.153	100.251	99.979	100.159	100.055	100.408	99.965
UL	100.900	100.900	100.900	100.900	100.900	100.900	100.900



HDR Report  
TPS7H1111-SEP

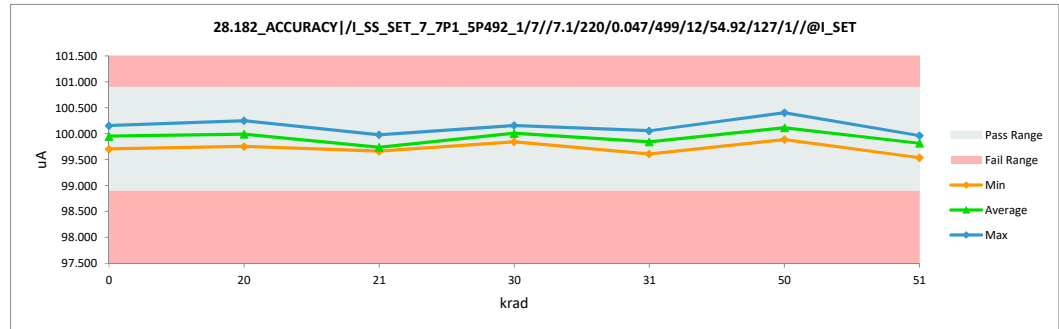
28.182_ACCURACY /I_SS_SET		
Test Site	Dallas	Dallas
Tester	ETS-364	ETS-364
Test Number	EB6938	EB6938
Unit	uA	uA
Max Limit	100.9	100.9
Min Limit	98.9	98.9

krad	Serial #	Pre	Post	Delta
21	1	99.765	99.661	-0.104
21	2	99.762	99.671	-0.091
21	3	100.213	99.979	-0.234
21	4	99.879	99.680	-0.199
21	5	99.836	99.717	-0.119
20	17	100.172	100.243	0.071
20	19	100.244	100.251	0.007
20	20	99.746	99.754	0.008
20	21	99.855	99.906	0.051
20	23	99.797	99.796	-0.001
31	6	100.175	99.960	-0.215
31	7	99.837	99.608	-0.229
31	8	99.790	99.608	-0.182
31	9	100.240	99.992	-0.248
31	10	100.235	100.055	-0.180
30	24	100.144	100.159	0.015
30	25	99.769	99.842	0.073
30	26	99.962	100.076	0.114
30	27	99.916	99.995	0.079
30	29	99.927	99.967	0.040
51	11	100.204	99.894	-0.310
51	12	100.147	99.800	-0.347
51	13	100.230	99.965	-0.265
51	15	100.269	99.894	-0.375
51	16	99.868	99.539	-0.329
50	30	99.815	99.890	0.075
50	32	100.250	100.394	0.144
50	39	99.966	99.999	0.033
50	40	100.238	100.408	0.170
50	41	99.884	99.900	0.016
0	61	100.013	100.030	0.017
0	62	100.162	100.154	-0.008
0	63	99.901	99.910	0.009
0	64	99.723	99.706	-0.017
Max		100.269	100.408	0.170
Average		99.998	99.924	-0.074
Min		99.723	99.539	-0.375
Std Dev		0.191	0.217	0.155



28.182_ACCURACY /I_SS_SET		
Test Site	Dallas	
Tester	ETS-364	
Test Number	EB6938	
Max Limit	100.9	uA
Min Limit	98.9	uA

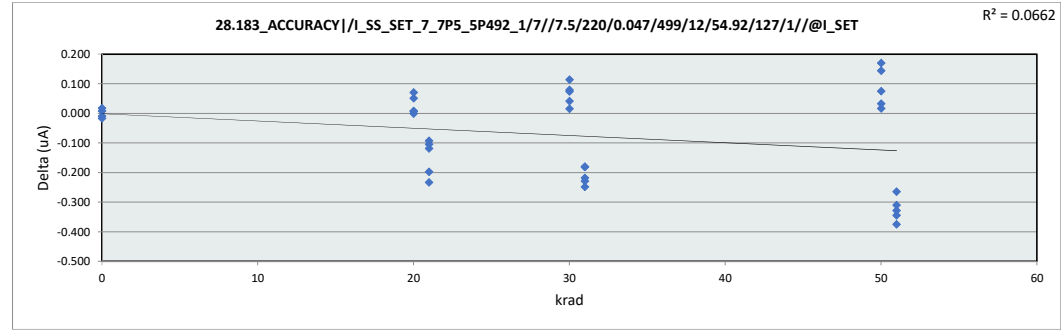
krad	0	20	21	30	31	50	51
LL	98.900	98.900	98.900	98.900	98.900	98.900	98.900
Min	99.706	99.754	99.661	99.842	99.608	99.890	99.539
Average	99.950	99.990	99.742	100.008	99.845	100.118	99.818
Max	100.154	100.251	99.979	100.159	100.055	100.408	99.965
UL	100.900	100.900	100.900	100.900	100.900	100.900	100.900



HDR Report  
TPS7H1111-SEP

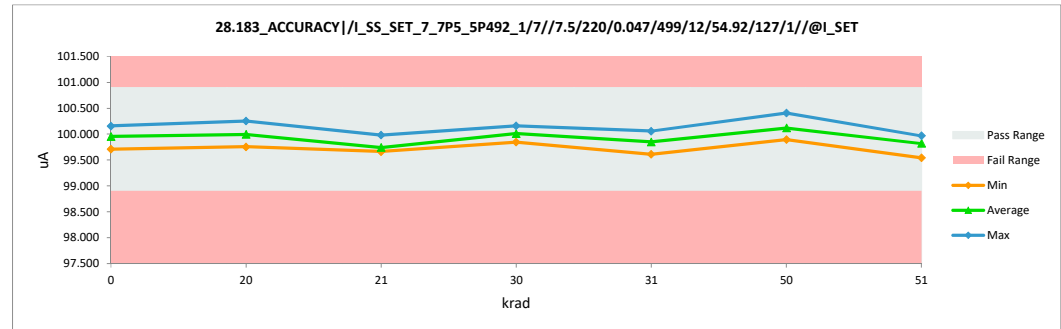
28.183_ACCURACY /I_SS_SET		
Test Site	Dallas	Dallas
Tester	ETS-364	ETS-364
Test Number	EB6938	EB6938
Unit	uA	uA
Max Limit	100.9	100.9
Min Limit	98.9	98.9

krad	Serial #	Pre	Post	Delta
21	1	99.767	99.662	-0.105
21	2	99.765	99.672	-0.093
21	3	100.214	99.981	-0.233
21	4	99.880	99.682	-0.198
21	5	99.837	99.718	-0.119
20	17	100.173	100.244	0.071
20	19	100.246	100.253	0.007
20	20	99.746	99.754	0.008
20	21	99.856	99.907	0.051
20	23	99.798	99.797	-0.001
31	6	100.178	99.960	-0.218
31	7	99.838	99.609	-0.229
31	8	99.792	99.610	-0.182
31	9	100.241	99.993	-0.248
31	10	100.236	100.056	-0.180
30	24	100.145	100.160	0.015
30	25	99.770	99.844	0.074
30	26	99.963	100.077	0.114
30	27	99.917	99.996	0.079
30	29	99.927	99.968	0.041
51	11	100.204	99.894	-0.310
51	12	100.148	99.803	-0.345
51	13	100.231	99.966	-0.265
51	15	100.270	99.895	-0.375
51	16	99.869	99.540	-0.329
50	30	99.817	99.892	0.075
50	32	100.250	100.394	0.144
50	39	99.967	100.000	0.033
50	40	100.239	100.409	0.170
50	41	99.885	99.901	0.016
0	61	100.013	100.031	0.018
0	62	100.165	100.155	-0.010
0	63	99.902	99.910	0.008
0	64	99.724	99.707	-0.017
Max		100.270	100.409	0.170
Average		99.999	99.925	-0.074
Min		99.724	99.540	-0.375
Std Dev		0.191	0.217	0.155



28.183_ACCURACY /I_SS_SET		
Test Site	Dallas	
Tester	ETS-364	
Test Number	EB6938	
Max Limit	100.9	uA
Min Limit	98.9	uA

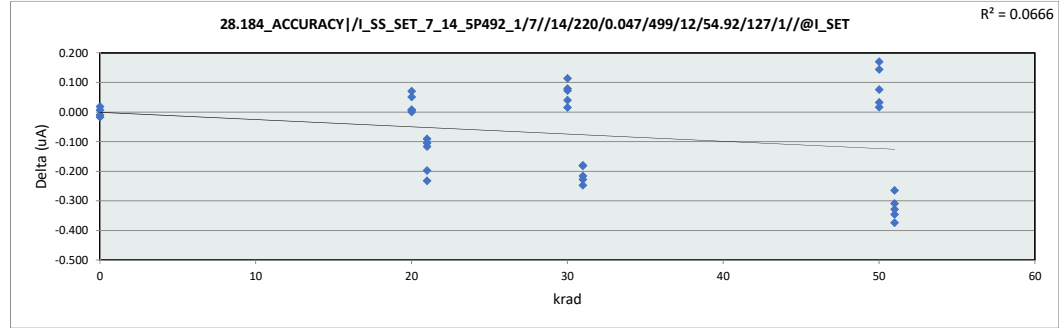
	0	20	21	30	31	50	51
LL	98.900	98.900	98.900	98.900	98.900	98.900	98.900
Min	99.707	99.754	99.662	99.844	99.609	99.892	99.540
Average	99.951	99.991	99.743	100.009	99.846	100.119	99.820
Max	100.155	100.253	99.981	100.160	100.056	100.409	99.966
UL	100.900	100.900	100.900	100.900	100.900	100.900	100.900



HDR Report  
TPS7H1111-SEP

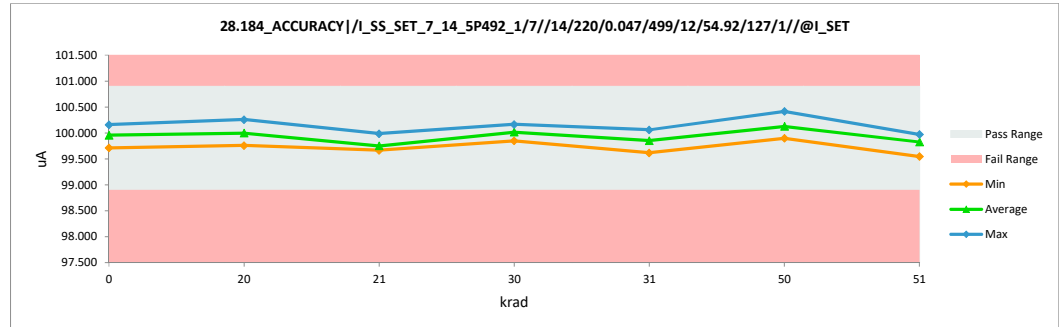
28.184_ACCURACY/I_SS_SET		
Test Site	Dallas	Dallas
Tester	ETS-364	ETS-364
Test Number	EB6938	EB6938
Unit	uA	uA
Max Limit	100.9	100.9
Min Limit	98.9	98.9

krad	Serial #	Pre	Post	Delta
21	1	99.770	99.665	-0.105
21	2	99.767	99.676	-0.091
21	3	100.217	99.985	-0.232
21	4	99.883	99.685	-0.198
21	5	99.839	99.722	-0.117
20	17	100.177	100.248	0.071
20	19	100.249	100.256	0.007
20	20	99.750	99.758	0.008
20	21	99.860	99.911	0.051
20	23	99.802	99.802	0.000
31	6	100.180	99.964	-0.216
31	7	99.842	99.614	-0.228
31	8	99.796	99.614	-0.182
31	9	100.245	99.998	-0.247
31	10	100.240	100.060	-0.180
30	24	100.149	100.164	0.015
30	25	99.774	99.847	0.073
30	26	99.967	100.081	0.114
30	27	99.921	100.000	0.079
30	29	99.931	99.971	0.040
51	11	100.208	99.899	-0.309
51	12	100.152	99.806	-0.346
51	13	100.235	99.970	-0.265
51	15	100.274	99.900	-0.374
51	16	99.873	99.544	-0.329
50	30	99.820	99.896	0.076
50	32	100.254	100.398	0.144
50	39	99.971	100.004	0.033
50	40	100.243	100.413	0.170
50	41	99.889	99.905	0.016
0	61	100.017	100.036	0.019
0	62	100.168	100.159	-0.009
0	63	99.907	99.914	0.007
0	64	99.729	99.712	-0.017
Max		100.274	100.413	0.170
Average		100.003	99.929	-0.074
Min		99.729	99.544	-0.374
Std Dev		0.191	0.217	0.155



28.184_ACCURACY/I_SS_SET		
Test Site	Dallas	
Tester	ETS-364	
Test Number	EB6938	
Max Limit	100.9	uA
Min Limit	98.9	uA

	0	20	21	30	31	50	51
LL	98.900	98.900	98.900	98.900	98.900	98.900	98.900
Min	99.712	99.758	99.665	99.847	99.614	99.896	99.544
Average	99.955	99.995	99.747	100.013	99.850	100.123	99.824
Max	100.159	100.256	99.985	100.164	100.060	100.413	99.970
UL	100.900	100.900	100.900	100.900	100.900	100.900	100.900

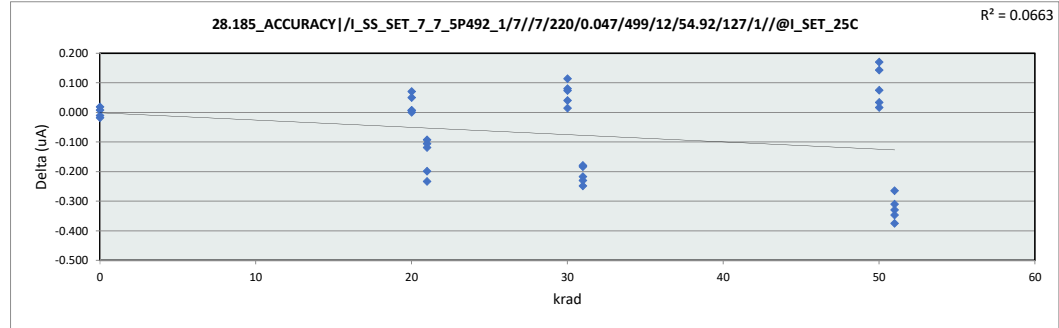




HDR Report  
TPS7H1111-SEP

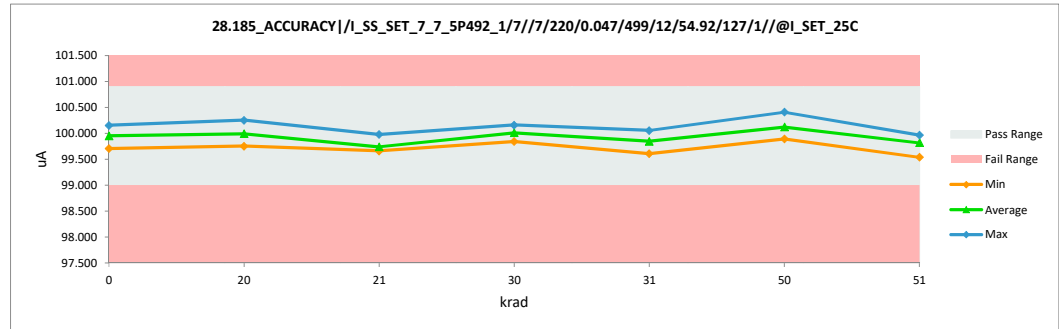
28.185_ACCURACY/I_SS_SET		
Test Site	Dallas	Dallas
Tester	ETS-364	ETS-364
Test Number	EB6938	EB6938
Unit	uA	uA
Max Limit	100.9	100.9
Min Limit	99	99

krad	Serial #	Pre	Post	Delta
21	1	99.765	99.660	-0.105
21	2	99.763	99.671	-0.092
21	3	100.212	99.979	-0.233
21	4	99.877	99.679	-0.198
21	5	99.835	99.717	-0.118
20	17	100.171	100.242	0.071
20	19	100.244	100.251	0.007
20	20	99.745	99.752	0.007
20	21	99.855	99.905	0.050
20	23	99.796	99.796	0.000
31	6	100.176	99.959	-0.217
31	7	99.837	99.607	-0.230
31	8	99.790	99.607	-0.183
31	9	100.239	99.991	-0.248
31	10	100.234	100.055	-0.179
30	24	100.144	100.159	0.015
30	25	99.768	99.842	0.074
30	26	99.961	100.075	0.114
30	27	99.915	99.995	0.080
30	29	99.926	99.967	0.041
51	11	100.203	99.893	-0.310
51	12	100.146	99.799	-0.347
51	13	100.230	99.965	-0.265
51	15	100.268	99.893	-0.375
51	16	99.867	99.538	-0.329
50	30	99.815	99.890	0.075
50	32	100.250	100.393	0.143
50	39	99.966	100.000	0.034
50	40	100.238	100.408	0.170
50	41	99.883	99.900	0.017
0	61	100.011	100.030	0.019
0	62	100.163	100.153	-0.010
0	63	99.901	99.909	0.008
0	64	99.723	99.705	-0.018
Max		100.268	100.408	0.170
Average		99.998	99.923	-0.074
Min		99.723	99.538	-0.375
Std Dev		0.191	0.217	0.155



28.185_ACCURACY/I_SS_SET		
Test Site	Dallas	
Tester	ETS-364	
Test Number	EB6938	
Max Limit	100.9	uA
Min Limit	99	uA

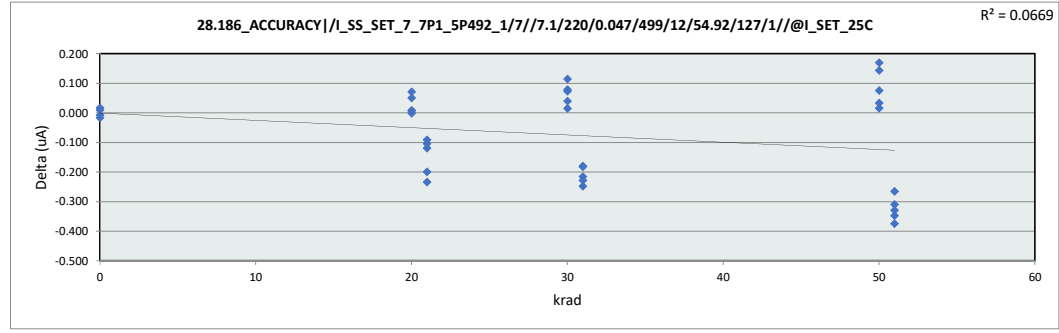
krad	0	20	21	30	31	50	51
LL	99.000	99.000	99.000	99.000	99.000	99.000	99.000
Min	99.705	99.752	99.660	99.842	99.607	99.890	99.538
Average	99.949	99.989	99.741	100.008	99.844	100.118	99.818
Max	100.153	100.251	99.979	100.159	100.055	100.408	99.965
UL	100.900	100.900	100.900	100.900	100.900	100.900	100.900



HDR Report  
TPS7H1111-SEP

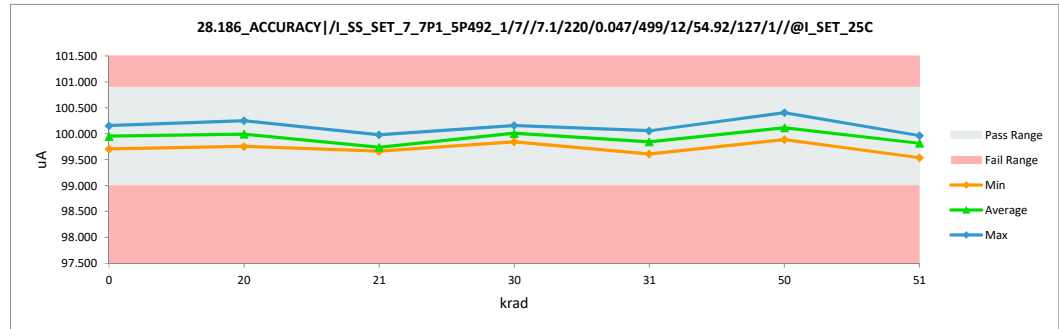
28.186_ACCURACY/I_SS_SET		
Test Site	Dallas	Dallas
Tester	ETS-364	ETS-364
Test Number	EB6938	EB6938
Unit	uA	uA
Max Limit	100.9	100.9
Min Limit	99	99

krad	Serial #	Pre	Post	Delta
21	1	99.765	99.661	-0.104
21	2	99.762	99.671	-0.091
21	3	100.213	99.979	-0.234
21	4	99.879	99.680	-0.199
21	5	99.836	99.717	-0.119
20	17	100.172	100.243	0.071
20	19	100.244	100.251	0.007
20	20	99.746	99.754	0.008
20	21	99.855	99.906	0.051
20	23	99.797	99.796	-0.001
31	6	100.175	99.960	-0.215
31	7	99.837	99.608	-0.229
31	8	99.790	99.608	-0.182
31	9	100.240	99.992	-0.248
31	10	100.235	100.055	-0.180
30	24	100.144	100.159	0.015
30	25	99.769	99.842	0.073
30	26	99.962	100.076	0.114
30	27	99.916	99.995	0.079
30	29	99.927	99.967	0.040
51	11	100.204	99.894	-0.310
51	12	100.147	99.800	-0.347
51	13	100.230	99.965	-0.265
51	15	100.269	99.894	-0.375
51	16	99.868	99.539	-0.329
50	30	99.815	99.890	0.075
50	32	100.250	100.394	0.144
50	39	99.966	99.999	0.033
50	40	100.238	100.408	0.170
50	41	99.884	99.900	0.016
0	61	100.013	100.030	0.017
0	62	100.162	100.154	-0.008
0	63	99.901	99.910	0.009
0	64	99.723	99.706	-0.017
Max		100.269	100.408	0.170
Average		99.998	99.924	-0.074
Min		99.723	99.539	-0.375
Std Dev		0.191	0.217	0.155



28.186_ACCURACY/I_SS_SET		
Test Site	Dallas	
Tester	ETS-364	
Test Number	EB6938	
Max Limit	100.9	uA
Min Limit	99	uA

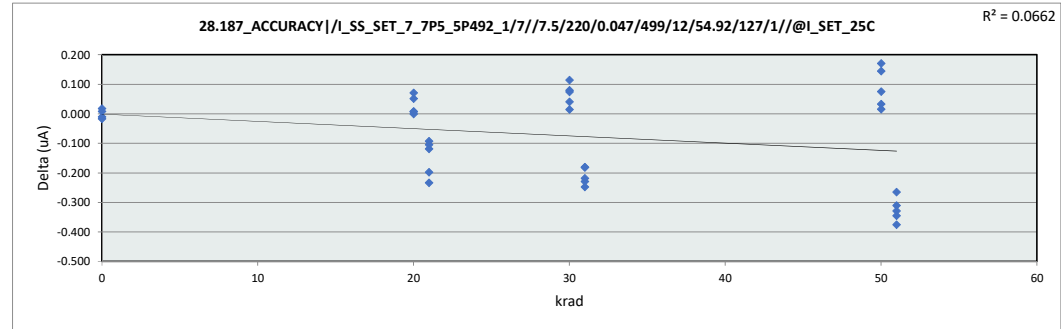
krad	0	20	21	30	31	50	51
LL	99.000	99.000	99.000	99.000	99.000	99.000	99.000
Min	99.706	99.754	99.661	99.842	99.608	99.890	99.539
Average	99.950	99.990	99.742	100.008	99.845	100.118	99.818
Max	100.154	100.251	99.979	100.159	100.055	100.408	99.965
UL	100.900	100.900	100.900	100.900	100.900	100.900	100.900



# HDR Report TPS7H1111-SEP

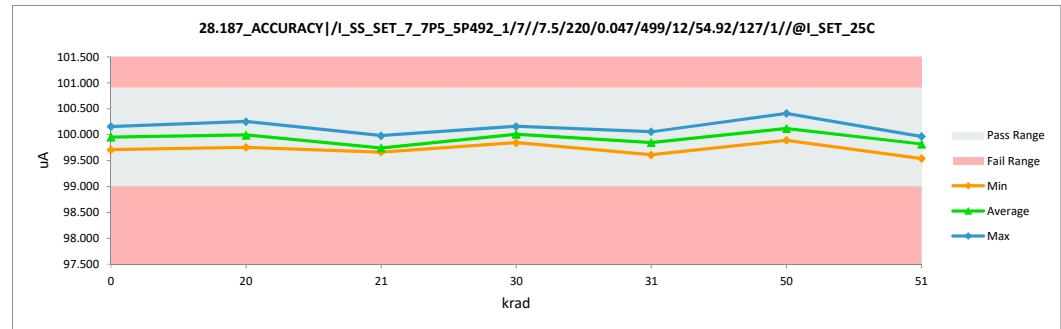
28.187_ACCURACY /I_SS_SET		
Test Site	Dallas	Dallas
Tester	ETS-364	ETS-364
Test Number	EB6938	EB6938
Unit	uA	uA
Max Limit	100.9	100.9
Min Limit	99	99

krad	Serial #	Pre	Post	Delta
21	1	99.767	99.662	-0.105
21	2	99.765	99.672	-0.093
21	3	100.214	99.981	-0.233
21	4	99.880	99.682	-0.198
21	5	99.837	99.718	-0.119
20	17	100.173	100.244	0.071
20	19	100.246	100.253	0.007
20	20	99.746	99.754	0.008
20	21	99.856	99.907	0.051
20	23	99.798	99.797	-0.001
31	6	100.178	99.960	-0.218
31	7	99.838	99.609	-0.229
31	8	99.792	99.610	-0.182
31	9	100.241	99.993	-0.248
31	10	100.236	100.056	-0.180
30	24	100.145	100.160	0.015
30	25	99.770	99.844	0.074
30	26	99.963	100.077	0.114
30	27	99.917	99.996	0.079
30	29	99.927	99.968	0.041
51	11	100.204	99.894	-0.310
51	12	100.148	99.803	-0.345
51	13	100.231	99.966	-0.265
51	15	100.270	99.895	-0.375
51	16	99.869	99.540	-0.329
50	30	99.817	99.892	0.075
50	32	100.250	100.394	0.144
50	39	99.967	100.000	0.033
50	40	100.239	100.409	0.170
50	41	99.885	99.901	0.016
0	61	100.013	100.031	0.018
0	62	100.165	100.155	-0.010
0	63	99.902	99.910	0.008
0	64	99.724	99.707	-0.017
Max		100.270	100.409	0.170
Average		99.999	99.925	-0.074
Min		99.724	99.540	-0.375
Std Dev		0.191	0.217	0.155



28.187_ACCURACY /I_SS_SET		
Test Site	Dallas	
Tester	ETS-364	
Test Number	EB6938	
Max Limit	100.9	uA
Min Limit	99	uA

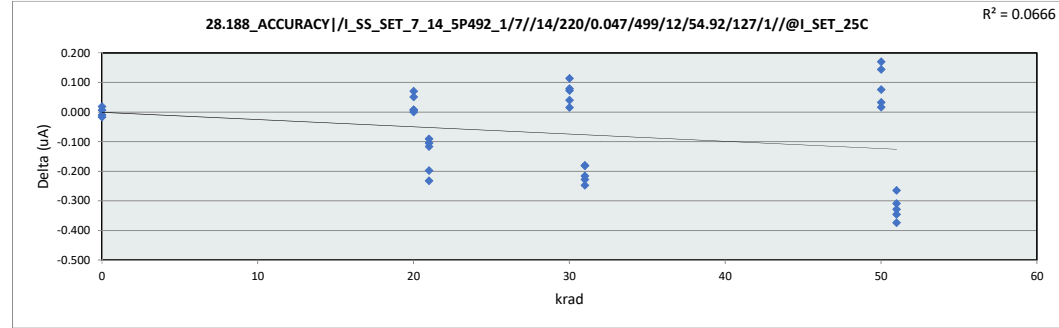
krad	0	20	21	30	31	50	51
LL	99.000	99.000	99.000	99.000	99.000	99.000	99.000
Min	99.707	99.754	99.662	99.844	99.609	99.892	99.540
Average	99.951	99.991	99.743	100.009	99.846	100.119	99.820
Max	100.155	100.253	99.981	100.160	100.056	100.409	99.966
UL	100.900	100.900	100.900	100.900	100.900	100.900	100.900



HDR Report  
TPS7H1111-SEP

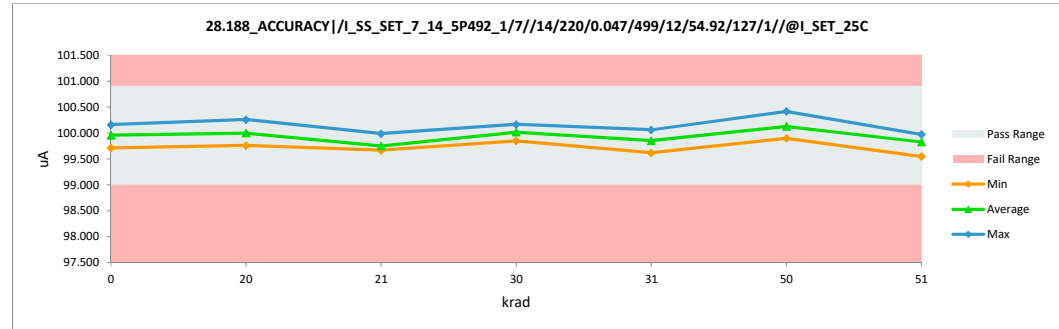
28.188_ACCURACY /I_SS_SET		
Test Site	Dallas	Dallas
Tester	ETS-364	ETS-364
Test Number	EB6938	EB6938
Unit	uA	uA
Max Limit	100.9	100.9
Min Limit	99	99

krad	Serial #	Pre	Post	Delta
21	1	99.770	99.665	-0.105
21	2	99.767	99.676	-0.091
21	3	100.217	99.985	-0.232
21	4	99.883	99.685	-0.198
21	5	99.839	99.722	-0.117
20	17	100.177	100.248	0.071
20	19	100.249	100.256	0.007
20	20	99.750	99.758	0.008
20	21	99.860	99.911	0.051
20	23	99.802	99.802	0.000
31	6	100.180	99.964	-0.216
31	7	99.842	99.614	-0.228
31	8	99.796	99.614	-0.182
31	9	100.245	99.998	-0.247
31	10	100.240	100.060	-0.180
30	24	100.149	100.164	0.015
30	25	99.774	99.847	0.073
30	26	99.967	100.081	0.114
30	27	99.921	100.000	0.079
30	29	99.931	99.971	0.040
51	11	100.208	99.899	-0.309
51	12	100.152	99.806	-0.346
51	13	100.235	99.970	-0.265
51	15	100.274	99.900	-0.374
51	16	99.873	99.544	-0.329
50	30	99.820	99.896	0.076
50	32	100.254	100.398	0.144
50	39	99.971	100.004	0.033
50	40	100.243	100.413	0.170
50	41	99.889	99.905	0.016
0	61	100.017	100.036	0.019
0	62	100.168	100.159	-0.009
0	63	99.907	99.914	0.007
0	64	99.729	99.712	-0.017
Max		100.274	100.413	0.170
Average		100.003	99.929	-0.074
Min		99.729	99.544	-0.374
Std Dev		0.191	0.217	0.155



28.188_ACCURACY /I_SS_SET		
Test Site	Dallas	
Tester	ETS-364	
Test Number	EB6938	
Max Limit	100.9	uA
Min Limit	99	uA

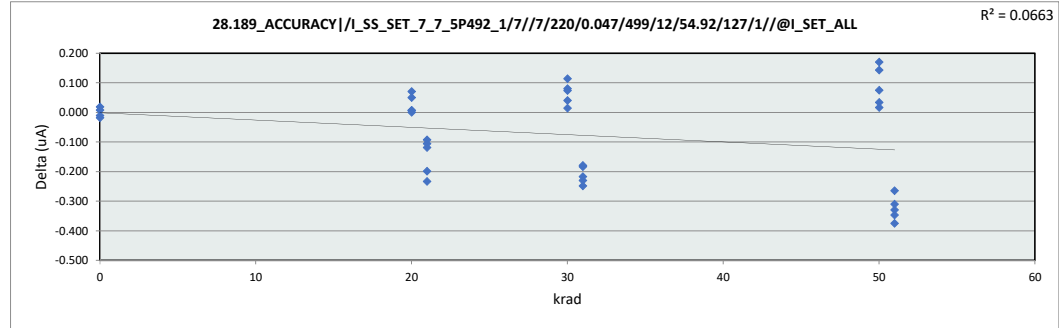
krad	0	20	21	30	31	50	51
LL	99.000	99.000	99.000	99.000	99.000	99.000	99.000
Min	99.712	99.758	99.665	99.847	99.614	99.896	99.544
Average	99.955	99.995	99.747	100.013	99.850	100.123	99.824
Max	100.159	100.256	99.985	100.164	100.060	100.413	99.970
UL	100.900	100.900	100.900	100.900	100.900	100.900	100.900



HDR Report  
TPS7H1111-SEP

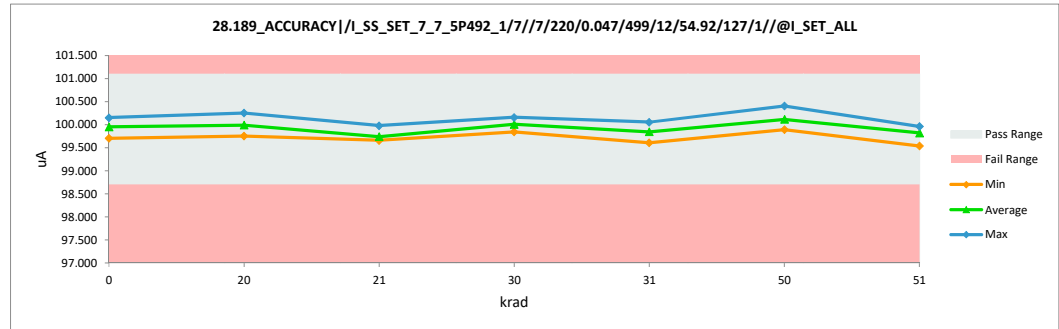
28.189_ACCURACY /I_SS_SET		
Test Site	Dallas	Dallas
Tester	ETS-364	ETS-364
Test Number	EB6938	EB6938
Unit	uA	uA
Max Limit	101.1	101.1
Min Limit	98.7	98.7

krad	Serial #	Pre	Post	Delta
21	1	99.765	99.660	-0.105
21	2	99.763	99.671	-0.092
21	3	100.212	99.979	-0.233
21	4	99.877	99.679	-0.198
21	5	99.835	99.717	-0.118
20	17	100.171	100.242	0.071
20	19	100.244	100.251	0.007
20	20	99.745	99.752	0.007
20	21	99.855	99.905	0.050
20	23	99.796	99.796	0.000
31	6	100.176	99.959	-0.217
31	7	99.837	99.607	-0.230
31	8	99.790	99.607	-0.183
31	9	100.239	99.991	-0.248
31	10	100.234	100.055	-0.179
30	24	100.144	100.159	0.015
30	25	99.768	99.842	0.074
30	26	99.961	100.075	0.114
30	27	99.915	99.995	0.080
30	29	99.926	99.967	0.041
51	11	100.203	99.893	-0.310
51	12	100.146	99.799	-0.347
51	13	100.230	99.965	-0.265
51	15	100.268	99.893	-0.375
51	16	99.867	99.538	-0.329
50	30	99.815	99.890	0.075
50	32	100.250	100.393	0.143
50	39	99.966	100.000	0.034
50	40	100.238	100.408	0.170
50	41	99.883	99.900	0.017
0	61	100.011	100.030	0.019
0	62	100.163	100.153	-0.010
0	63	99.901	99.909	0.008
0	64	99.723	99.705	-0.018
Max		100.268	100.408	0.170
Average		99.998	99.923	-0.074
Min		99.723	99.538	-0.375
Std Dev		0.191	0.217	0.155



28.189_ACCURACY /I_SS_SET		
Test Site	Dallas	
Tester	ETS-364	
Test Number	EB6938	
Max Limit	101.1	uA
Min Limit	98.7	uA

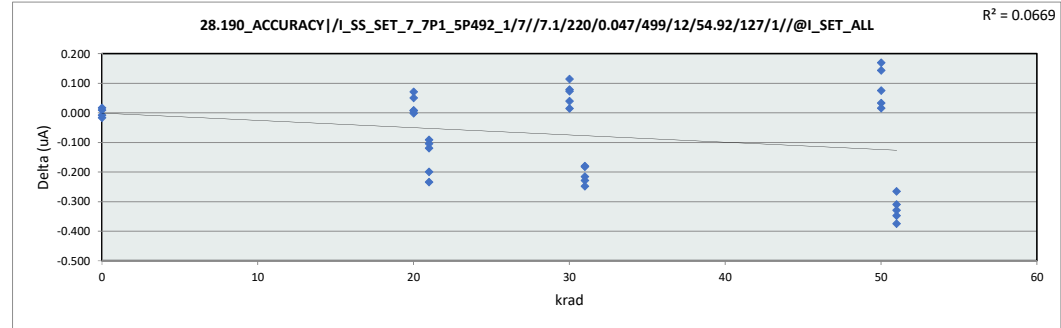
krad	0	20	21	30	31	50	51
LL	98.700	98.700	98.700	98.700	98.700	98.700	98.700
Min	99.705	99.752	99.660	99.842	99.607	99.890	99.538
Average	99.949	99.989	99.741	100.008	99.844	100.118	99.818
Max	100.153	100.251	99.979	100.159	100.055	100.408	99.965
UL	101.100	101.100	101.100	101.100	101.100	101.100	101.100



HDR Report  
TPS7H1111-SEP

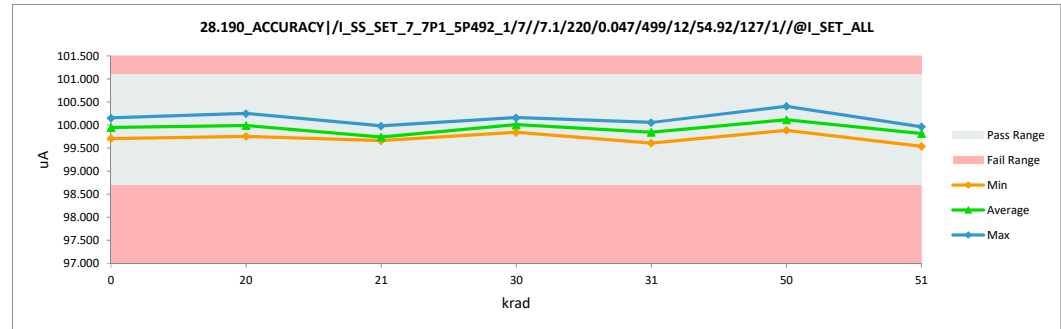
28.190_ACCURACY /I_SS_SET		
Test Site	Dallas	Dallas
Tester	ETS-364	ETS-364
Test Number	EB6938	EB6938
Unit	uA	uA
Max Limit	101.1	101.1
Min Limit	98.7	98.7

krad	Serial #	Pre	Post	Delta
21	1	99.765	99.661	-0.104
21	2	99.762	99.671	-0.091
21	3	100.213	99.979	-0.234
21	4	99.879	99.680	-0.199
21	5	99.836	99.717	-0.119
20	17	100.172	100.243	0.071
20	19	100.244	100.251	0.007
20	20	99.746	99.754	0.008
20	21	99.855	99.906	0.051
20	23	99.797	99.796	-0.001
31	6	100.175	99.960	-0.215
31	7	99.837	99.608	-0.229
31	8	99.790	99.608	-0.182
31	9	100.240	99.992	-0.248
31	10	100.235	100.055	-0.180
30	24	100.144	100.159	0.015
30	25	99.769	99.842	0.073
30	26	99.962	100.076	0.114
30	27	99.916	99.995	0.079
30	29	99.927	99.967	0.040
51	11	100.204	99.894	-0.310
51	12	100.147	99.800	-0.347
51	13	100.230	99.965	-0.265
51	15	100.269	99.894	-0.375
51	16	99.868	99.539	-0.329
50	30	99.815	99.890	0.075
50	32	100.250	100.394	0.144
50	39	99.966	99.999	0.033
50	40	100.238	100.408	0.170
50	41	99.884	99.900	0.016
0	61	100.013	100.030	0.017
0	62	100.162	100.154	-0.008
0	63	99.901	99.910	0.009
0	64	99.723	99.706	-0.017
Max		100.269	100.408	0.170
Average		99.998	99.924	-0.074
Min		99.723	99.539	-0.375
Std Dev		0.191	0.217	0.155



28.190_ACCURACY /I_SS_SET		
Test Site	Dallas	
Tester	ETS-364	
Test Number	EB6938	
Max Limit	101.1	uA
Min Limit	98.7	uA

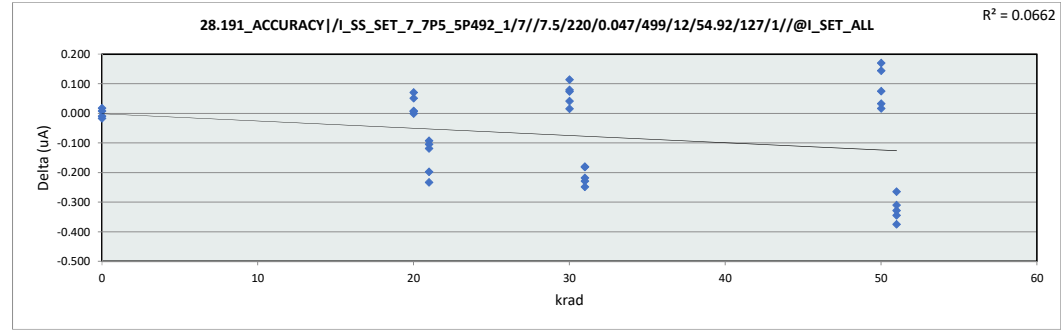
krad	0	20	21	30	31	50	51
LL	98.700	98.700	98.700	98.700	98.700	98.700	98.700
Min	99.706	99.754	99.661	99.842	99.608	99.890	99.539
Average	99.950	99.990	99.742	100.008	99.845	100.118	99.818
Max	100.154	100.251	99.979	100.159	100.055	100.408	99.965
UL	101.100	101.100	101.100	101.100	101.100	101.100	101.100



HDR Report  
TPS7H1111-SEP

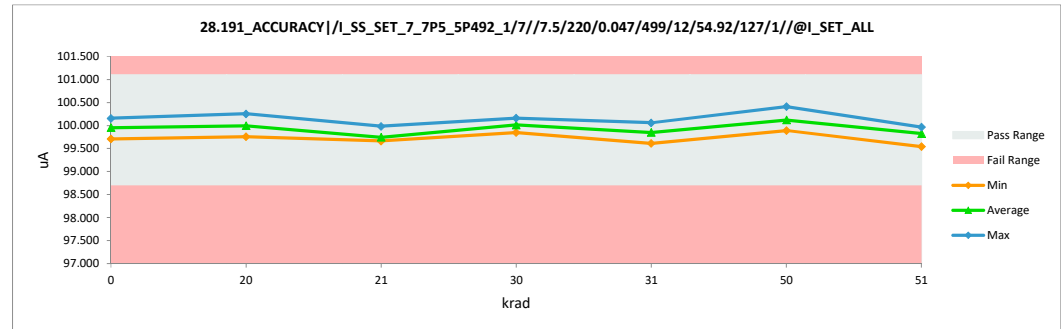
28.191_ACCURACY /I_SS_SET		
Test Site	Dallas	Dallas
Tester	ETS-364	ETS-364
Test Number	EB6938	EB6938
Unit	uA	uA
Max Limit	101.1	101.1
Min Limit	98.7	98.7

krad	Serial #	Pre	Post	Delta
21	1	99.767	99.662	-0.105
21	2	99.765	99.672	-0.093
21	3	100.214	99.981	-0.233
21	4	99.880	99.682	-0.198
21	5	99.837	99.718	-0.119
20	17	100.173	100.244	0.071
20	19	100.246	100.253	0.007
20	20	99.746	99.754	0.008
20	21	99.856	99.907	0.051
20	23	99.798	99.797	-0.001
31	6	100.178	99.960	-0.218
31	7	99.838	99.609	-0.229
31	8	99.792	99.610	-0.182
31	9	100.241	99.993	-0.248
31	10	100.236	100.056	-0.180
30	24	100.145	100.160	0.015
30	25	99.770	99.844	0.074
30	26	99.963	100.077	0.114
30	27	99.917	99.996	0.079
30	29	99.927	99.968	0.041
51	11	100.204	99.894	-0.310
51	12	100.148	99.803	-0.345
51	13	100.231	99.966	-0.265
51	15	100.270	99.895	-0.375
51	16	99.869	99.540	-0.329
50	30	99.817	99.892	0.075
50	32	100.250	100.394	0.144
50	39	99.967	100.000	0.033
50	40	100.239	100.409	0.170
50	41	99.885	99.901	0.016
0	61	100.013	100.031	0.018
0	62	100.165	100.155	-0.010
0	63	99.902	99.910	0.008
0	64	99.724	99.707	-0.017
	Max	100.270	100.409	0.170
	Average	99.999	99.925	-0.074
	Min	99.724	99.540	-0.375
	Std Dev	0.191	0.217	0.155



28.191_ACCURACY /I_SS_SET		
Test Site	Dallas	
Tester	ETS-364	
Test Number	EB6938	
Max Limit	101.1	uA
Min Limit	98.7	uA

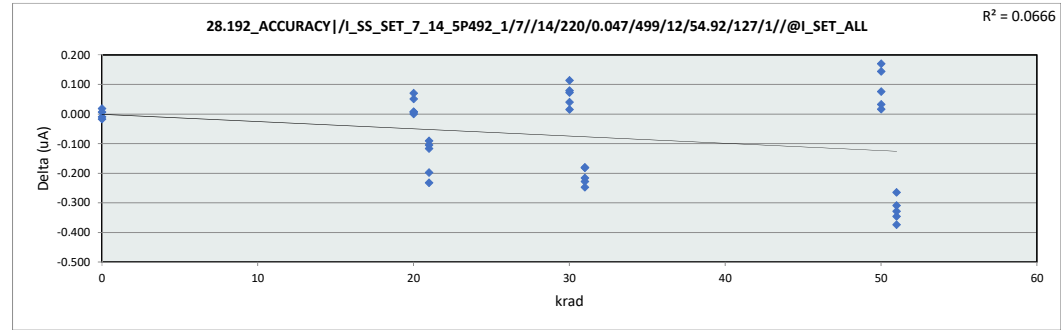
krad	0	20	21	30	31	50	51
LL	98.700	98.700	98.700	98.700	98.700	98.700	98.700
Min	99.707	99.754	99.662	99.844	99.609	99.892	99.540
Average	99.951	99.991	99.743	100.009	99.846	100.119	99.820
Max	100.155	100.253	99.981	100.160	100.056	100.409	99.966
UL	101.100	101.100	101.100	101.100	101.100	101.100	101.100



HDR Report  
TPS7H1111-SEP

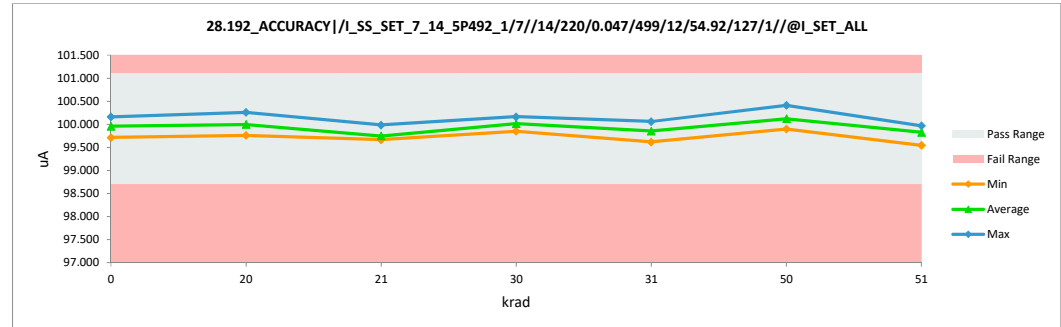
28.192_ACCURACY /I_SS_SET		
Test Site	Dallas	Dallas
Tester	ETS-364	ETS-364
Test Number	EB6938	EB6938
Unit	uA	uA
Max Limit	101.1	101.1
Min Limit	98.7	98.7

krad	Serial #	Pre	Post	Delta
21	1	99.770	99.665	-0.105
21	2	99.767	99.676	-0.091
21	3	100.217	99.985	-0.232
21	4	99.883	99.685	-0.198
21	5	99.839	99.722	-0.117
20	17	100.177	100.248	0.071
20	19	100.249	100.256	0.007
20	20	99.750	99.758	0.008
20	21	99.860	99.911	0.051
20	23	99.802	99.802	0.000
31	6	100.180	99.964	-0.216
31	7	99.842	99.614	-0.228
31	8	99.796	99.614	-0.182
31	9	100.245	99.998	-0.247
31	10	100.240	100.060	-0.180
30	24	100.149	100.164	0.015
30	25	99.774	99.847	0.073
30	26	99.967	100.081	0.114
30	27	99.921	100.000	0.079
30	29	99.931	99.971	0.040
51	11	100.208	99.899	-0.309
51	12	100.152	99.806	-0.346
51	13	100.235	99.970	-0.265
51	15	100.274	99.900	-0.374
51	16	99.873	99.544	-0.329
50	30	99.820	99.896	0.076
50	32	100.254	100.398	0.144
50	39	99.971	100.004	0.033
50	40	100.243	100.413	0.170
50	41	99.889	99.905	0.016
0	61	100.017	100.036	0.019
0	62	100.168	100.159	-0.009
0	63	99.907	99.914	0.007
0	64	99.729	99.712	-0.017
Max		100.274	100.413	0.170
Average		100.003	99.929	-0.074
Min		99.729	99.544	-0.374
Std Dev		0.191	0.217	0.155



28.192_ACCURACY /I_SS_SET		
Test Site	Dallas	
Tester	ETS-364	
Test Number	EB6938	
Max Limit	101.1	uA
Min Limit	98.7	uA

	0	20	21	30	31	50	51
LL	98.700	98.700	98.700	98.700	98.700	98.700	98.700
Min	99.712	99.758	99.665	99.847	99.614	99.896	99.544
Average	99.955	99.995	99.747	100.013	99.850	100.123	99.824
Max	100.159	100.256	99.985	100.164	100.060	100.413	99.970
UL	101.100	101.100	101.100	101.100	101.100	101.100	101.100

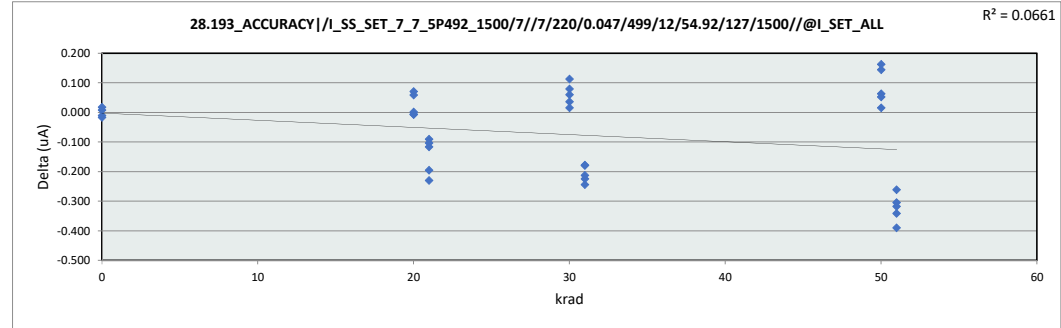




HDR Report  
TPS7H1111-SEP

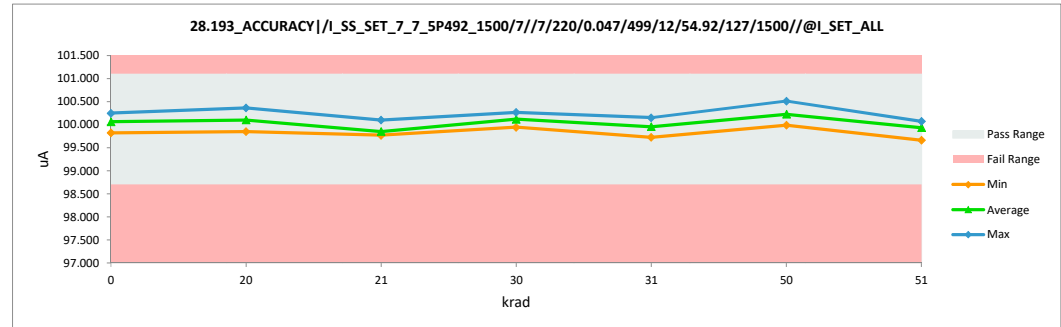
28.193_ACCURACY/I_SS_SET		
Test Site	Dallas	Dallas
Tester	ETS-364	ETS-364
Test Number	EB6938	EB6938
Unit	uA	uA
Max Limit	101.1	101.1
Min Limit	98.7	98.7

krad	Serial #	Pre	Post	Delta
21	1	99.877	99.774	-0.103
21	2	99.860	99.770	-0.090
21	3	100.329	100.099	-0.230
21	4	99.991	99.796	-0.195
21	5	99.945	99.829	-0.116
20	17	100.283	100.354	0.071
20	19	100.360	100.362	0.002
20	20	99.857	99.850	-0.007
20	21	99.967	100.026	0.059
20	23	99.919	99.913	-0.006
31	6	100.269	100.056	-0.213
31	7	99.956	99.731	-0.225
31	8	99.903	99.724	-0.179
31	9	100.347	100.103	-0.244
31	10	100.330	100.152	-0.178
30	24	100.250	100.266	0.016
30	25	99.883	99.943	0.060
30	26	100.078	100.191	0.113
30	27	100.030	100.109	0.079
30	29	100.041	100.077	0.036
51	11	100.319	100.014	-0.305
51	12	100.258	99.917	-0.341
51	13	100.337	100.076	-0.261
51	15	100.384	99.994	-0.390
51	16	99.980	99.663	-0.317
50	30	99.929	99.992	0.063
50	32	100.361	100.505	0.144
50	39	100.064	100.116	0.052
50	40	100.351	100.514	0.163
50	41	99.995	100.011	0.016
0	61	100.126	100.144	0.018
0	62	100.259	100.249	-0.010
0	63	100.021	100.029	0.008
0	64	99.838	99.821	-0.017
Max		100.384	100.514	0.163
Average		100.109	100.034	-0.074
Min		99.838	99.663	-0.390
Std Dev		0.189	0.215	0.153



28.193_ACCURACY/I_SS_SET		
Test Site	Dallas	
Tester	ETS-364	
Test Number	EB6938	
Max Limit	101.1	uA
Min Limit	98.7	uA

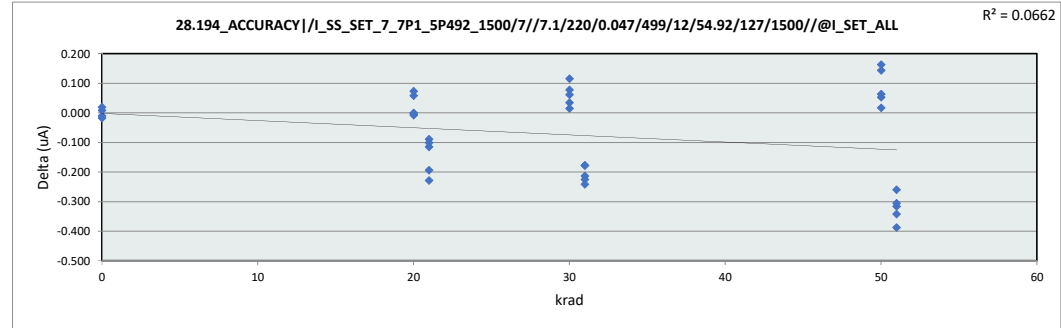
krad	0	20	21	30	31	50	51
LL	98.700	98.700	98.700	98.700	98.700	98.700	98.700
Min	99.821	99.850	99.770	99.943	99.724	99.992	99.663
Average	100.061	100.101	99.854	100.117	99.953	100.228	99.933
Max	100.249	100.362	100.099	100.266	100.152	100.514	100.076
UL	101.100	101.100	101.100	101.100	101.100	101.100	101.100



HDR Report  
TPS7H1111-SEP

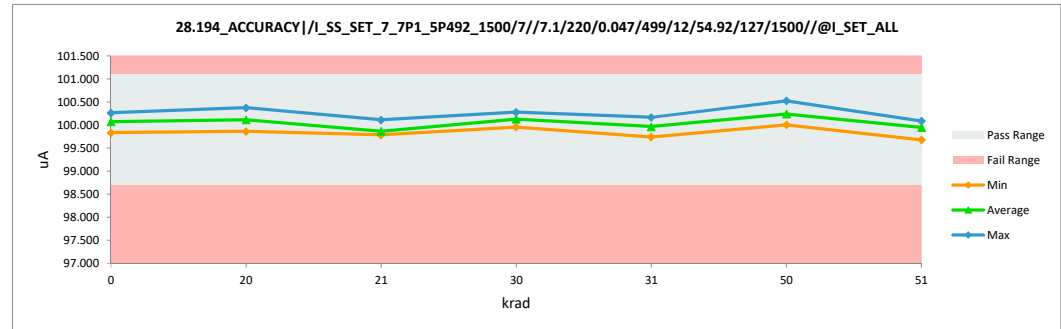
28.194_ACCURACY/I_SS_SET		
Test Site	Dallas	Dallas
Tester	ETS-364	ETS-364
Test Number	EB6938	EB6938
Unit	uA	uA
Max Limit	101.1	101.1
Min Limit	98.7	98.7

krad	Serial #	Pre	Post	Delta
21	1	99.890	99.789	-0.101
21	2	99.874	99.785	-0.089
21	3	100.342	100.113	-0.229
21	4	100.005	99.811	-0.194
21	5	99.957	99.842	-0.115
20	17	100.296	100.369	0.073
20	19	100.374	100.374	0.000
20	20	99.870	99.862	-0.008
20	21	99.981	100.039	0.058
20	23	99.933	99.929	-0.004
31	6	100.282	100.069	-0.213
31	7	99.969	99.744	-0.225
31	8	99.917	99.739	-0.178
31	9	100.361	100.119	-0.242
31	10	100.344	100.166	-0.178
30	24	100.263	100.278	0.015
30	25	99.896	99.957	0.061
30	26	100.090	100.205	0.115
30	27	100.044	100.122	0.078
30	29	100.054	100.088	0.034
51	11	100.333	100.028	-0.305
51	12	100.273	99.931	-0.342
51	13	100.351	100.091	-0.260
51	15	100.397	100.009	-0.388
51	16	99.993	99.677	-0.316
50	30	99.942	100.005	0.063
50	32	100.374	100.517	0.143
50	39	100.078	100.131	0.053
50	40	100.364	100.527	0.163
50	41	100.008	100.025	0.017
0	61	100.139	100.158	0.019
0	62	100.273	100.263	-0.010
0	63	100.034	100.042	0.008
0	64	99.852	99.834	-0.018
	Max	100.397	100.527	0.163
	Average	100.122	100.048	-0.074
	Min	99.852	99.677	-0.388
	Std Dev	0.189	0.214	0.153



28.194_ACCURACY/I_SS_SET		
Test Site	Dallas	
Tester	ETS-364	
Test Number	EB6938	
Max Limit	101.1	uA
Min Limit	98.7	uA

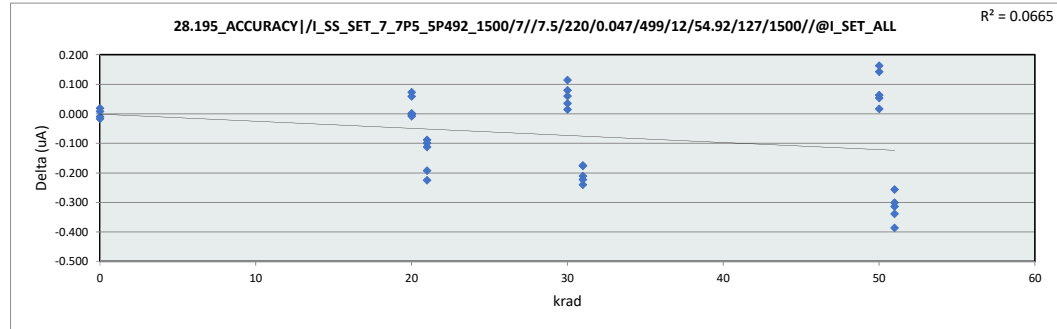
krad	0	20	21	30	31	50	51
LL	98.700	98.700	98.700	98.700	98.700	98.700	98.700
Min	99.834	99.862	99.785	99.957	99.739	100.005	99.677
Average	100.074	100.115	99.868	100.130	99.967	100.241	99.947
Max	100.263	100.374	100.113	100.278	100.166	100.527	100.091
UL	101.100	101.100	101.100	101.100	101.100	101.100	101.100



HDR Report  
TPS7H1111-SEP

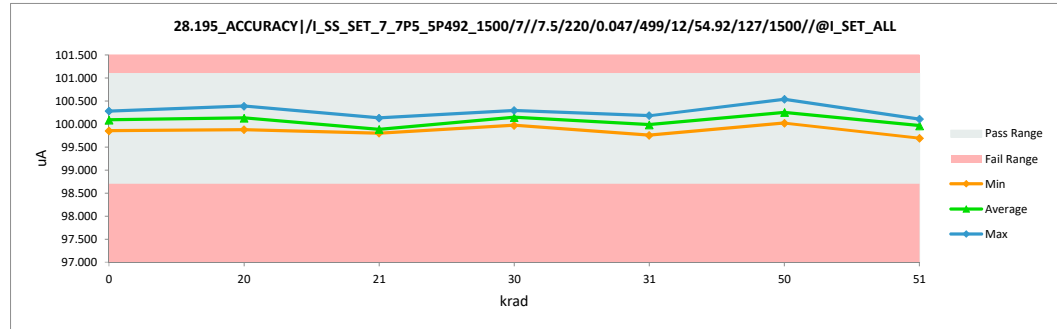
28.195_ACCURACY//I_SS_SET		
Test Site	Dallas	Dallas
Tester	ETS-364	ETS-364
Test Number	EB6938	EB6938
Unit	uA	uA
Max Limit	101.1	101.1
Min Limit	98.7	98.7

krad	Serial #	Pre	Post	Delta
21	1	99.905	99.806	-0.099
21	2	99.890	99.802	-0.088
21	3	100.356	100.131	-0.225
21	4	100.020	99.828	-0.192
21	5	99.970	99.858	-0.112
20	17	100.313	100.386	0.073
20	19	100.387	100.388	0.001
20	20	99.885	99.877	-0.008
20	21	99.994	100.053	0.059
20	23	99.951	99.948	-0.003
31	6	100.297	100.086	-0.211
31	7	99.985	99.762	-0.223
31	8	99.932	99.756	-0.176
31	9	100.376	100.136	-0.240
31	10	100.358	100.183	-0.175
30	24	100.278	100.293	0.015
30	25	99.912	99.972	0.060
30	26	100.105	100.219	0.114
30	27	100.059	100.138	0.079
30	29	100.067	100.102	0.035
51	11	100.347	100.046	-0.301
51	12	100.289	99.950	-0.339
51	13	100.366	100.110	-0.256
51	15	100.412	100.026	-0.386
51	16	100.008	99.694	-0.314
50	30	99.958	100.021	0.063
50	32	100.388	100.530	0.142
50	39	100.092	100.145	0.053
50	40	100.377	100.540	0.163
50	41	100.023	100.040	0.017
0	61	100.154	100.173	0.019
0	62	100.288	100.279	-0.009
0	63	100.048	100.056	0.008
0	64	99.868	99.851	-0.017
Max		100.412	100.540	0.163
Average		100.137	100.064	-0.073
Min		99.868	99.694	-0.386
Std Dev		0.189	0.213	0.152



28.195_ACCURACY//I_SS_SET		
Test Site	Dallas	
Tester	ETS-364	
Test Number	EB6938	
Max Limit	101.1	uA
Min Limit	98.7	uA

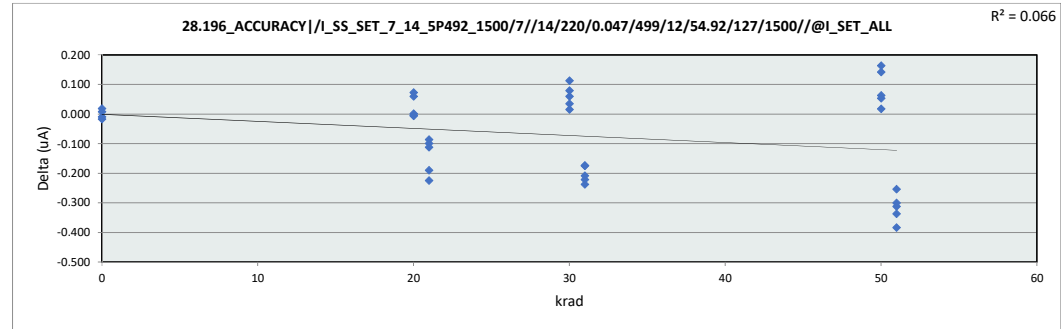
	0	20	21	30	31	50	51
LL	98.700	98.700	98.700	98.700	98.700	98.700	98.700
Min	99.851	99.877	99.802	99.972	99.756	100.021	99.694
Average	100.090	100.130	99.885	100.145	99.985	100.255	99.965
Max	100.279	100.388	100.131	100.293	100.183	100.540	100.110
UL	101.100	101.100	101.100	101.100	101.100	101.100	101.100



# HDR Report TPS7H1111-SEP

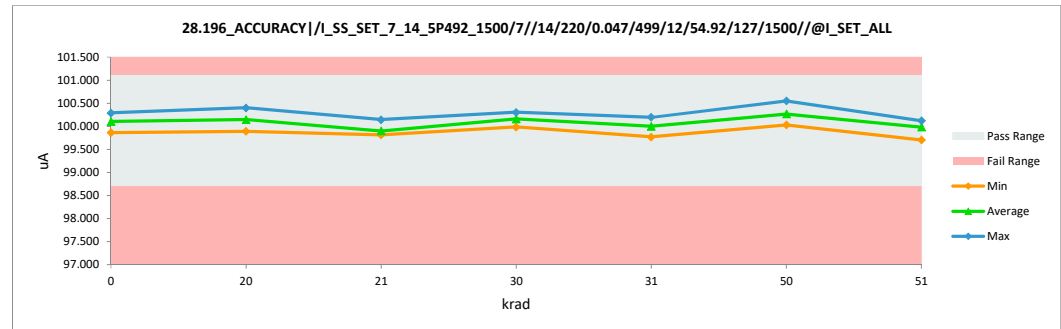
28.196_ACCURACY/I_SS_SET		
Test Site	Dallas	Dallas
Tester	ETS-364	ETS-364
Test Number	EB6938	EB6938
Unit	uA	uA
Max Limit	101.1	101.1
Min Limit	98.7	98.7

krad	Serial #	Pre	Post	Delta
21	1	99.917	99.818	-0.099
21	2	99.900	99.814	-0.086
21	3	100.368	100.143	-0.225
21	4	100.031	99.841	-0.190
21	5	99.981	99.869	-0.112
20	17	100.325	100.398	0.073
20	19	100.398	100.399	0.001
20	20	99.894	99.888	-0.006
20	21	100.005	100.065	0.060
20	23	99.964	99.960	-0.004
31	6	100.306	100.098	-0.208
31	7	99.995	99.773	-0.222
31	8	99.944	99.769	-0.175
31	9	100.387	100.149	-0.238
31	10	100.370	100.196	-0.174
30	24	100.288	100.303	0.015
30	25	99.923	99.983	0.060
30	26	100.116	100.229	0.113
30	27	100.070	100.149	0.079
30	29	100.077	100.112	0.035
51	11	100.359	100.059	-0.300
51	12	100.301	99.964	-0.337
51	13	100.377	100.123	-0.254
51	15	100.423	100.039	-0.384
51	16	100.019	99.707	-0.312
50	30	99.969	100.032	0.063
50	32	100.398	100.540	0.142
50	39	100.103	100.156	0.053
50	40	100.387	100.551	0.164
50	41	100.034	100.051	0.017
0	61	100.165	100.184	0.019
0	62	100.299	100.290	-0.009
0	63	100.058	100.066	0.008
0	64	99.880	99.863	-0.017
	Max	100.423	100.551	0.164
	Average	100.148	100.076	-0.072
	Min	99.880	99.707	-0.384
	Std Dev	0.189	0.213	0.151



28.196_ACCURACY/I_SS_SET		
Test Site	Dallas	
Tester	ETS-364	
Test Number	EB6938	
Max Limit	101.1	uA
Min Limit	98.7	uA

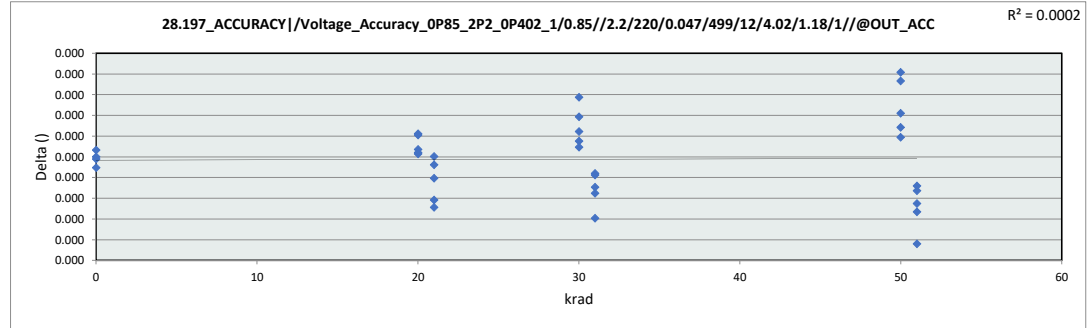
	0	20	21	30	31	50	51
LL	98.700	98.700	98.700	98.700	98.700	98.700	98.700
Min	99.863	99.888	99.814	99.983	99.769	100.032	99.707
Average	100.101	100.142	99.897	100.155	99.997	100.266	99.978
Max	100.290	100.399	100.143	100.303	100.196	100.551	100.123
UL	101.100	101.100	101.100	101.100	101.100	101.100	101.100



HDR Report  
TPS7H1111-SEP

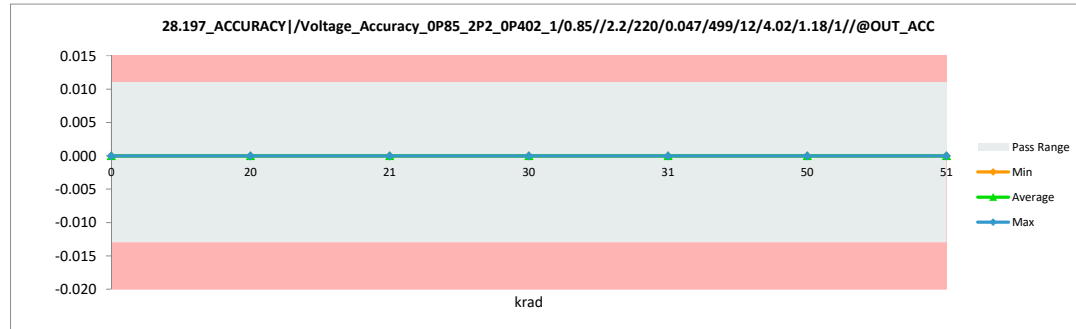
28.197_ACCURACY /Voltage_Ac		
Test Site	Dallas	Dallas
Tester	ETS-364	ETS-364
Test Number	EB6938	EB6938
Unit		
Max Limit	0.011	0.011
Min Limit	-0.013	-0.013

krad	Serial #	Pre	Post	Delta
21	1	0.000	0.000	0.000
21	2	0.000	0.000	0.000
21	3	0.000	0.000	0.000
21	4	0.000	0.000	0.000
21	5	0.000	0.000	0.000
20	17	0.000	0.000	0.000
20	19	0.000	0.000	0.000
20	20	0.000	0.000	0.000
20	21	0.000	0.000	0.000
20	23	0.000	0.000	0.000
31	6	0.000	0.000	0.000
31	7	0.000	0.000	0.000
31	8	0.000	0.000	0.000
31	9	0.000	0.000	0.000
31	10	0.000	0.000	0.000
30	24	0.000	0.000	0.000
30	25	0.000	0.000	0.000
30	26	0.000	0.000	0.000
30	27	0.000	0.000	0.000
30	29	0.000	0.000	0.000
51	11	0.000	0.000	0.000
51	12	0.000	0.000	0.000
51	13	0.000	0.000	0.000
51	15	0.000	0.000	0.000
51	16	0.000	0.000	0.000
50	30	0.000	0.000	0.000
50	32	0.000	0.000	0.000
50	39	0.000	0.000	0.000
50	40	0.000	0.000	0.000
50	41	0.000	0.000	0.000
0	61	0.000	0.000	0.000
0	62	0.000	0.000	0.000
0	63	0.000	0.000	0.000
0	64	0.000	0.000	0.000
Max		0.000	0.000	0.000
Average		0.000	0.000	0.000
Min		0.000	0.000	0.000
Std Dev		0.000	0.000	0.000



28.197_ACCURACY /Voltage_A							
Test Site	Dallas						
Tester	ETS-364						
Test Number	EB6938						
Max Limit	0.011						
Min Limit	-0.013						

	0	20	21	30	31	50	51
LL	-0.013	-0.013	-0.013	-0.013	-0.013	-0.013	-0.013
Min	0.000	0.000	0.000	0.000	0.000	0.000	0.000
Average	0.000	0.000	0.000	0.000	0.000	0.000	0.000
Max	0.000	0.000	0.000	0.000	0.000	0.000	0.000
UL	0.011	0.011	0.011	0.011	0.011	0.011	0.011

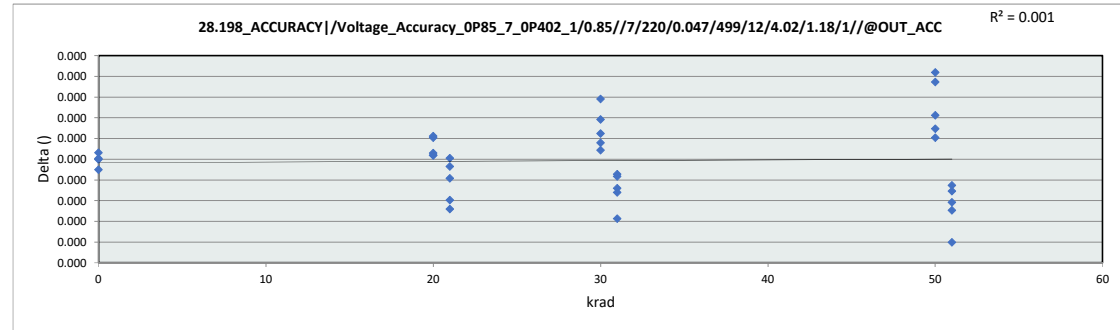


# HDR Report

## TPS7H1111-SEP

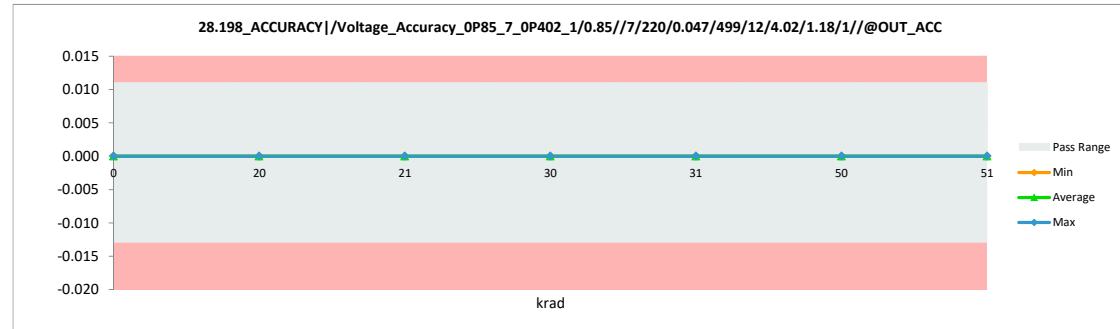
28.198_ACCURACY /Voltage_Ac		
Test Site	Dallas	Dallas
Tester	ETS-364	ETS-364
Test Number	EB6938	EB6938
Unit		
Max Limit	0.011	0.011
Min Limit	-0.013	-0.013

krad	Serial #	Pre	Post	Delta
21	1	0.000	0.000	0.000
21	2	0.000	0.000	0.000
21	3	0.000	0.000	0.000
21	4	0.000	0.000	0.000
21	5	0.000	0.000	0.000
20	17	0.000	0.000	0.000
20	19	0.000	0.000	0.000
20	20	0.000	0.000	0.000
20	21	0.000	0.000	0.000
20	23	0.000	0.000	0.000
31	6	0.000	0.000	0.000
31	7	0.000	0.000	0.000
31	8	0.000	0.000	0.000
31	9	0.000	0.000	0.000
31	10	0.000	0.000	0.000
30	24	0.000	0.000	0.000
30	25	0.000	0.000	0.000
30	26	0.000	0.000	0.000
30	27	0.000	0.000	0.000
30	29	0.000	0.000	0.000
51	11	0.000	0.000	0.000
51	12	0.000	0.000	0.000
51	13	0.000	0.000	0.000
51	15	0.000	0.000	0.000
51	16	0.000	0.000	0.000
50	30	0.000	0.000	0.000
50	32	0.000	0.000	0.000
50	39	0.000	0.000	0.000
50	40	0.000	0.000	0.000
50	41	0.000	0.000	0.000
0	61	0.000	0.000	0.000
0	62	0.000	0.000	0.000
0	63	0.000	0.000	0.000
0	64	0.000	0.000	0.000
Max		0.000	0.000	0.000
Average		0.000	0.000	0.000
Min		0.000	0.000	0.000
Std Dev		0.000	0.000	0.000



28.198_ACCURACY /Voltage_A							
Test Site	Dallas						
Tester	ETS-364						
Test Number	EB6938						
Max Limit	0.011						
Min Limit	-0.013						

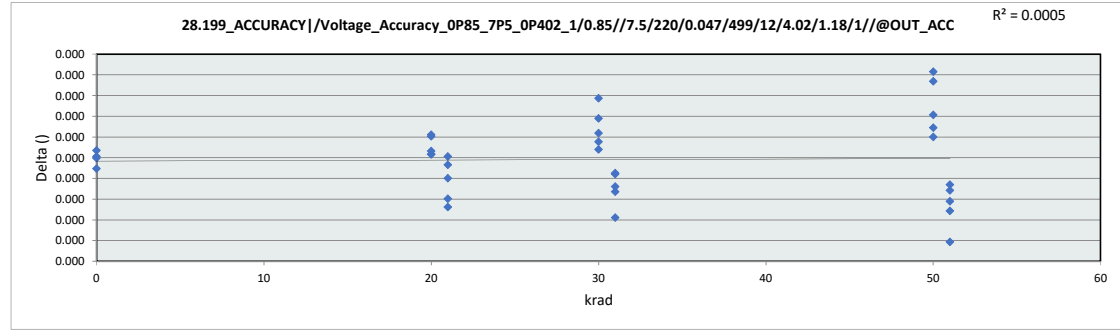
	0	20	21	30	31	50	51
LL	-0.013	-0.013	-0.013	-0.013	-0.013	-0.013	-0.013
Min	0.000	0.000	0.000	0.000	0.000	0.000	0.000
Average	0.000	0.000	0.000	0.000	0.000	0.000	0.000
Max	0.000	0.000	0.000	0.000	0.000	0.000	0.000
UL	0.011	0.011	0.011	0.011	0.011	0.011	0.011



HDR Report  
TPS7H1111-SEP

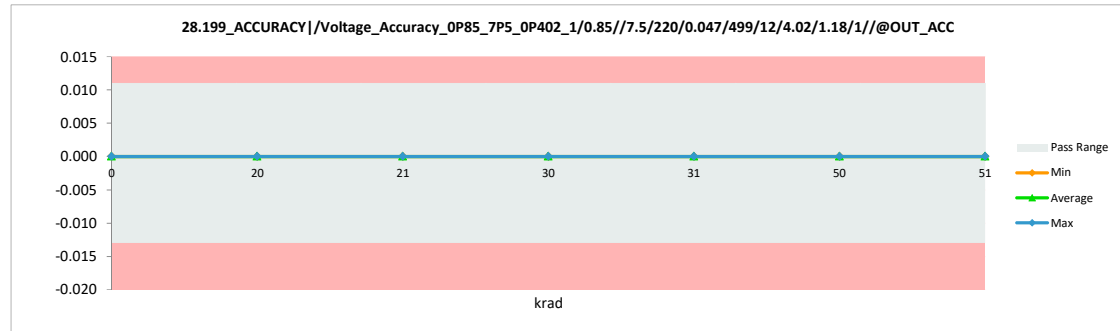
28.199_ACCURACY /Voltage_Ac		
Test Site	Dallas	Dallas
Tester	ETS-364	ETS-364
Test Number	EB6938	EB6938
Unit		
Max Limit	0.011	0.011
Min Limit	-0.013	-0.013

krad	Serial #	Pre	Post	Delta
21	1	0.000	0.000	0.000
21	2	0.000	0.000	0.000
21	3	0.000	0.000	0.000
21	4	0.000	0.000	0.000
21	5	0.000	0.000	0.000
20	17	0.000	0.000	0.000
20	19	0.000	0.000	0.000
20	20	0.000	0.000	0.000
20	21	0.000	0.000	0.000
20	23	0.000	0.000	0.000
31	6	0.000	0.000	0.000
31	7	0.000	0.000	0.000
31	8	0.000	0.000	0.000
31	9	0.000	0.000	0.000
31	10	0.000	0.000	0.000
30	24	0.000	0.000	0.000
30	25	0.000	0.000	0.000
30	26	0.000	0.000	0.000
30	27	0.000	0.000	0.000
30	29	0.000	0.000	0.000
51	11	0.000	0.000	0.000
51	12	0.000	0.000	0.000
51	13	0.000	0.000	0.000
51	15	0.000	0.000	0.000
51	16	0.000	0.000	0.000
50	30	0.000	0.000	0.000
50	32	0.000	0.000	0.000
50	39	0.000	0.000	0.000
50	40	0.000	0.000	0.000
50	41	0.000	0.000	0.000
0	61	0.000	0.000	0.000
0	62	0.000	0.000	0.000
0	63	0.000	0.000	0.000
0	64	0.000	0.000	0.000
Max		0.000	0.000	0.000
Average		0.000	0.000	0.000
Min		0.000	0.000	0.000
Std Dev		0.000	0.000	0.000



28.199_ACCURACY /Voltage_A							
Test Site	Dallas						
Tester	ETS-364						
Test Number	EB6938						
Max Limit	0.011						
Min Limit	-0.013						

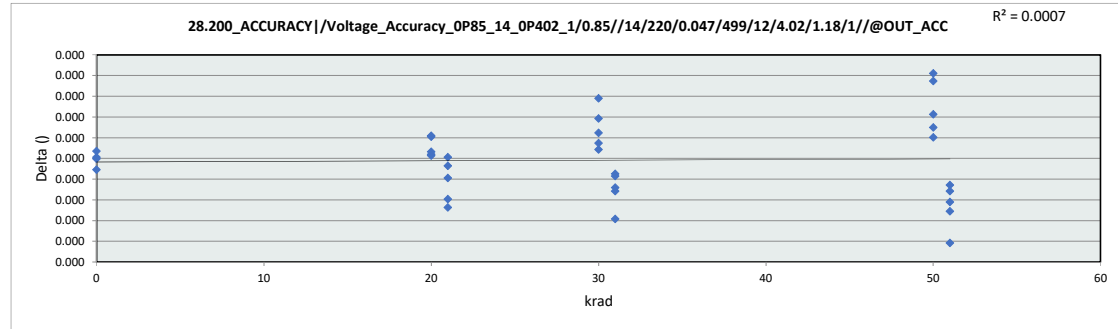
krad	0	20	21	30	31	50	51
LL	-0.013	-0.013	-0.013	-0.013	-0.013	-0.013	-0.013
Min	0.000	0.000	0.000	0.000	0.000	0.000	0.000
Average	0.000	0.000	0.000	0.000	0.000	0.000	0.000
Max	0.000	0.000	0.000	0.000	0.000	0.000	0.000
UL	0.011	0.011	0.011	0.011	0.011	0.011	0.011



HDR Report  
TPS7H1111-SEP

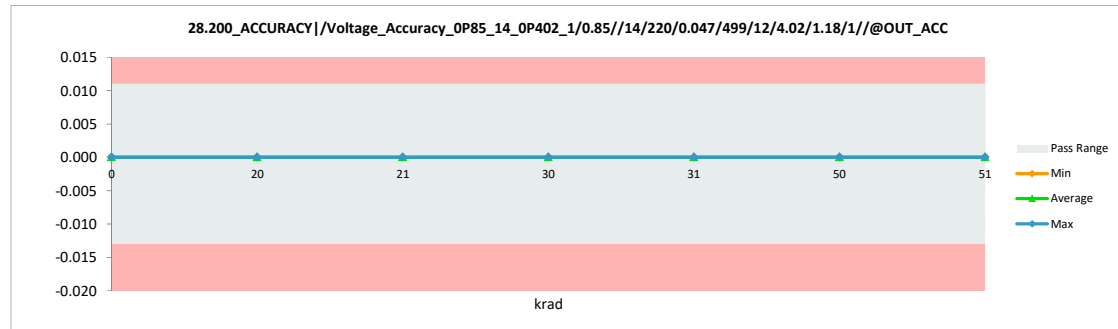
28.200_ACCURACY /Voltage_Ac		
Test Site	Dallas	Dallas
Tester	ETS-364	ETS-364
Test Number	EB6938	EB6938
Unit		
Max Limit	0.011	0.011
Min Limit	-0.013	-0.013

krad	Serial #	Pre	Post	Delta
21	1	0.000	0.000	0.000
21	2	0.000	0.000	0.000
21	3	0.000	0.000	0.000
21	4	0.000	0.000	0.000
21	5	0.000	0.000	0.000
20	17	0.000	0.000	0.000
20	19	0.000	0.000	0.000
20	20	0.000	0.000	0.000
20	21	0.000	0.000	0.000
20	23	0.000	0.000	0.000
31	6	0.000	0.000	0.000
31	7	0.000	0.000	0.000
31	8	0.000	0.000	0.000
31	9	0.000	0.000	0.000
31	10	0.000	0.000	0.000
30	24	0.000	0.000	0.000
30	25	0.000	0.000	0.000
30	26	0.000	0.000	0.000
30	27	0.000	0.000	0.000
30	29	0.000	0.000	0.000
51	11	0.000	0.000	0.000
51	12	0.000	0.000	0.000
51	13	0.000	0.000	0.000
51	15	0.000	0.000	0.000
51	16	0.000	0.000	0.000
50	30	0.000	0.000	0.000
50	32	0.000	0.000	0.000
50	39	0.000	0.000	0.000
50	40	0.000	0.000	0.000
50	41	0.000	0.000	0.000
0	61	0.000	0.000	0.000
0	62	0.000	0.000	0.000
0	63	0.000	0.000	0.000
0	64	0.000	0.000	0.000
Max		0.000	0.000	0.000
Average		0.000	0.000	0.000
Min		0.000	0.000	0.000
Std Dev		0.000	0.000	0.000



28.200_ACCURACY /Voltage_A	
Test Site	Dallas
Tester	ETS-364
Test Number	EB6938
Max Limit	0.011
Min Limit	-0.013

krad	0	20	21	30	31	50	51
LL	-0.013	-0.013	-0.013	-0.013	-0.013	-0.013	-0.013
Min	0.000	0.000	0.000	0.000	0.000	0.000	0.000
Average	0.000	0.000	0.000	0.000	0.000	0.000	0.000
Max	0.000	0.000	0.000	0.000	0.000	0.000	0.000
UL	0.011	0.011	0.011	0.011	0.011	0.011	0.011

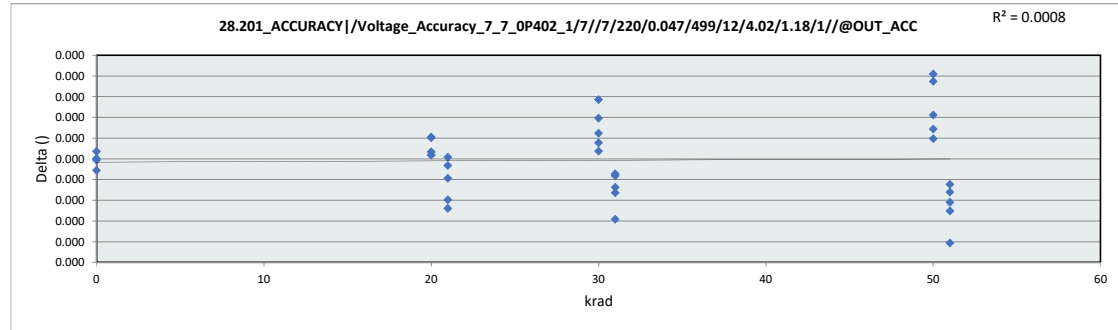




HDR Report  
TPS7H1111-SEP

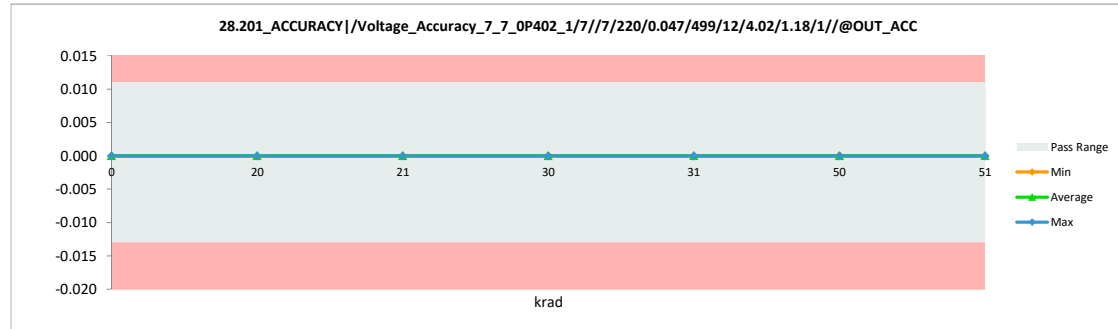
28.201_ACCURACY /Voltage_Ac		
Test Site	Dallas	Dallas
Tester	ETS-364	ETS-364
Test Number	EB6938	EB6938
Unit		
Max Limit	0.011	0.011
Min Limit	-0.013	-0.013

krad	Serial #	Pre	Post	Delta
21	1	0.000	0.000	0.000
21	2	0.000	0.000	0.000
21	3	0.000	0.000	0.000
21	4	0.000	0.000	0.000
21	5	0.000	0.000	0.000
20	17	0.000	0.000	0.000
20	19	0.000	0.000	0.000
20	20	0.000	0.000	0.000
20	21	0.000	0.000	0.000
20	23	0.000	0.000	0.000
31	6	0.000	0.000	0.000
31	7	0.000	0.000	0.000
31	8	0.000	0.000	0.000
31	9	0.000	0.000	0.000
31	10	0.000	0.000	0.000
30	24	0.000	0.000	0.000
30	25	0.000	0.000	0.000
30	26	0.000	0.000	0.000
30	27	0.000	0.000	0.000
30	29	0.000	0.000	0.000
51	11	0.000	0.000	0.000
51	12	0.000	0.000	0.000
51	13	0.000	0.000	0.000
51	15	0.000	0.000	0.000
51	16	0.000	0.000	0.000
50	30	0.000	0.000	0.000
50	32	0.000	0.000	0.000
50	39	0.000	0.000	0.000
50	40	0.000	0.000	0.000
50	41	0.000	0.000	0.000
0	61	0.000	0.000	0.000
0	62	0.000	0.000	0.000
0	63	0.000	0.000	0.000
0	64	0.000	0.000	0.000
Max		0.000	0.000	0.000
Average		0.000	0.000	0.000
Min		0.000	0.000	0.000
Std Dev		0.000	0.000	0.000



28.201_ACCURACY /Voltage_A							
Test Site	Dallas						
Tester	ETS-364						
Test Number	EB6938						
Max Limit	0.011						
Min Limit	-0.013						

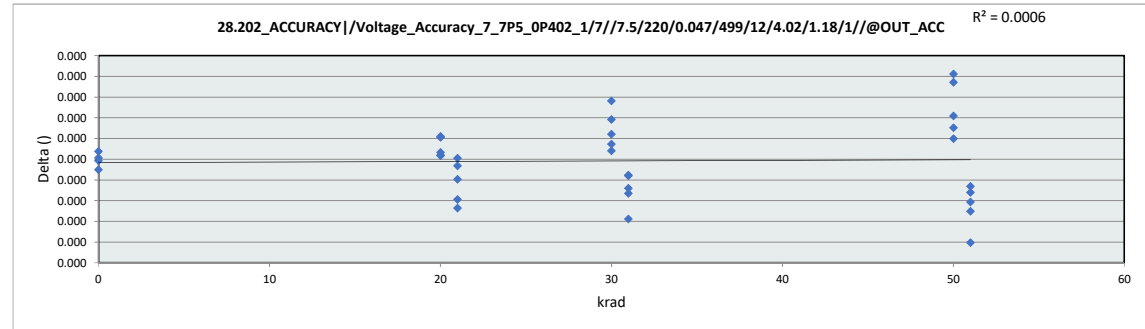
	0	20	21	30	31	50	51
LL	-0.013	-0.013	-0.013	-0.013	-0.013	-0.013	-0.013
Min	0.000	0.000	0.000	0.000	0.000	0.000	0.000
Average	0.000	0.000	0.000	0.000	0.000	0.000	0.000
Max	0.000	0.000	0.000	0.000	0.000	0.000	0.000
UL	0.011	0.011	0.011	0.011	0.011	0.011	0.011



# HDR Report TPS7H1111-SEP


28.202_ACCURACY /Voltage_Ac		
Test Site	Dallas	Dallas
Tester	ETS-364	ETS-364
Test Number	EB6938	EB6938
Unit		
Max Limit	0.011	0.011
Min Limit	-0.013	-0.013

krad	Serial #	Pre	Post	Delta
21	1	0.000	0.000	0.000
21	2	0.000	0.000	0.000
21	3	0.000	0.000	0.000
21	4	0.000	0.000	0.000
21	5	0.000	0.000	0.000
20	17	0.000	0.000	0.000
20	19	0.000	0.000	0.000
20	20	0.000	0.000	0.000
20	21	0.000	0.000	0.000
20	23	0.000	0.000	0.000
31	6	0.000	0.000	0.000
31	7	0.000	0.000	0.000
31	8	0.000	0.000	0.000
31	9	0.000	0.000	0.000
31	10	0.000	0.000	0.000
30	24	0.000	0.000	0.000
30	25	0.000	0.000	0.000
30	26	0.000	0.000	0.000
30	27	0.000	0.000	0.000
30	29	0.000	0.000	0.000
51	11	0.000	0.000	0.000
51	12	0.000	0.000	0.000
51	13	0.000	0.000	0.000
51	15	0.000	0.000	0.000
51	16	0.000	0.000	0.000
50	30	0.000	0.000	0.000
50	32	0.000	0.000	0.000
50	39	0.000	0.000	0.000
50	40	0.000	0.000	0.000
50	41	0.000	0.000	0.000
0	61	0.000	0.000	0.000
0	62	0.000	0.000	0.000
0	63	0.000	0.000	0.000
0	64	0.000	0.000	0.000
Max		0.000	0.000	0.000
Average		0.000	0.000	0.000
Min		0.000	0.000	0.000
Std Dev		0.000	0.000	0.000



28.202_ACCURACY /Voltage_Ac							
Test Site	Dallas						
Tester	ETS-364						
Test Number	EB6938						
Max Limit	0.011						
Min Limit	-0.013						

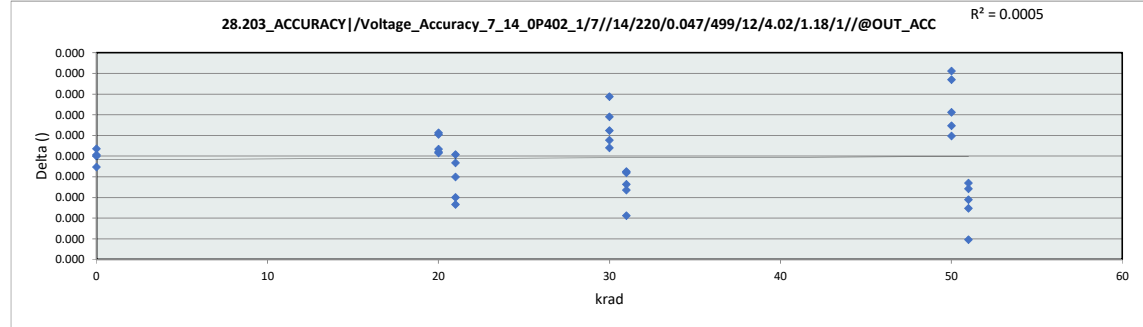
krad	0	20	21	30	31	50	51
LL	-0.013	-0.013	-0.013	-0.013	-0.013	-0.013	-0.013
Min	0.000	0.000	0.000	0.000	0.000	0.000	0.000
Average	0.000	0.000	0.000	0.000	0.000	0.000	0.000
Max	0.000	0.000	0.000	0.000	0.000	0.000	0.000
UL	0.011	0.011	0.011	0.011	0.011	0.011	0.011



HDR Report  
TPS7H1111-SEP

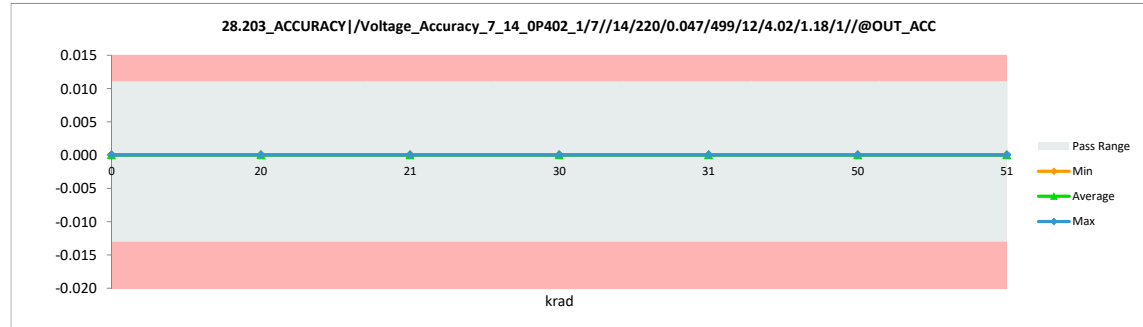
28.203_ACCURACY /Voltage_Ac		
Test Site	Dallas	Dallas
Tester	ETS-364	ETS-364
Test Number	EB6938	EB6938
Unit		
Max Limit	0.011	0.011
Min Limit	-0.013	-0.013

krad	Serial #	Pre	Post	Delta
21	1	0.000	0.000	0.000
21	2	0.000	0.000	0.000
21	3	0.000	0.000	0.000
21	4	0.000	0.000	0.000
21	5	0.000	0.000	0.000
20	17	0.000	0.000	0.000
20	19	0.000	0.000	0.000
20	20	0.000	0.000	0.000
20	21	0.000	0.000	0.000
20	23	0.000	0.000	0.000
31	6	0.000	0.000	0.000
31	7	0.000	0.000	0.000
31	8	0.000	0.000	0.000
31	9	0.000	0.000	0.000
31	10	0.000	0.000	0.000
30	24	0.000	0.000	0.000
30	25	0.000	0.000	0.000
30	26	0.000	0.000	0.000
30	27	0.000	0.000	0.000
30	29	0.000	0.000	0.000
51	11	0.000	0.000	0.000
51	12	0.000	0.000	0.000
51	13	0.000	0.000	0.000
51	15	0.000	0.000	0.000
51	16	0.000	0.000	0.000
50	30	0.000	0.000	0.000
50	32	0.000	0.000	0.000
50	39	0.000	0.000	0.000
50	40	0.000	0.000	0.000
50	41	0.000	0.000	0.000
0	61	0.000	0.000	0.000
0	62	0.000	0.000	0.000
0	63	0.000	0.000	0.000
0	64	0.000	0.000	0.000
Max		0.000	0.000	0.000
Average		0.000	0.000	0.000
Min		0.000	0.000	0.000
Std Dev		0.000	0.000	0.000



28.203_ACCURACY /Voltage_A							
Test Site	Dallas						
Tester	ETS-364						
Test Number	EB6938						
Max Limit	0.011						
Min Limit	-0.013						

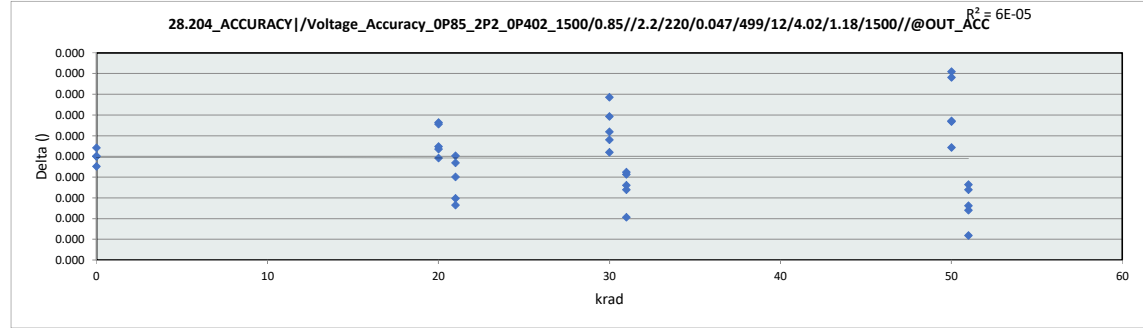
	0	20	21	30	31	50	51
LL	-0.013	-0.013	-0.013	-0.013	-0.013	-0.013	-0.013
Min	0.000	0.000	0.000	0.000	0.000	0.000	0.000
Average	0.000	0.000	0.000	0.000	0.000	0.000	0.000
Max	0.000	0.000	0.000	0.000	0.000	0.000	0.000
UL	0.011	0.011	0.011	0.011	0.011	0.011	0.011



HDR Report  
TPS7H1111-SEP

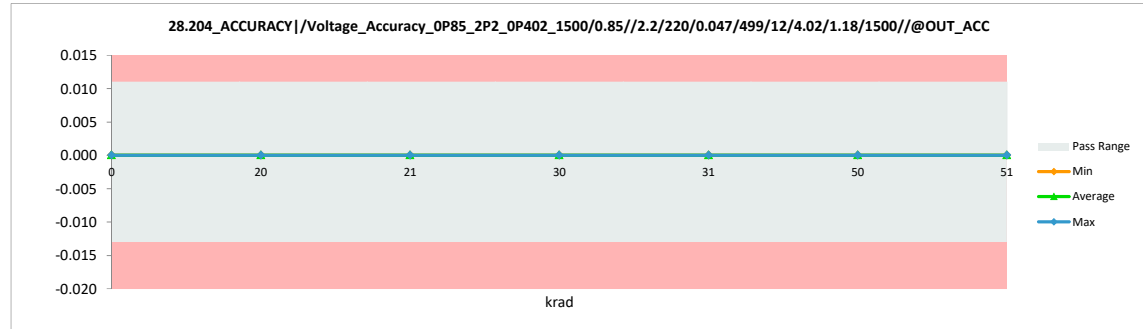
28.204_ACCURACY /Voltage_Ac		
Test Site	Dallas	Dallas
Tester	ETS-364	ETS-364
Test Number	EB6938	EB6938
Unit		
Max Limit	0.011	0.011
Min Limit	-0.013	-0.013

krad	Serial #	Pre	Post	Delta
21	1	0.000	0.000	0.000
21	2	0.000	0.000	0.000
21	3	0.000	0.000	0.000
21	4	0.000	0.000	0.000
21	5	0.000	0.000	0.000
20	17	0.000	0.000	0.000
20	19	0.000	0.000	0.000
20	20	0.000	0.000	0.000
20	21	0.000	0.000	0.000
20	23	0.000	0.000	0.000
31	6	0.000	0.000	0.000
31	7	0.000	0.000	0.000
31	8	0.000	0.000	0.000
31	9	0.000	0.000	0.000
31	10	0.000	0.000	0.000
30	24	0.000	0.000	0.000
30	25	0.000	0.000	0.000
30	26	0.000	0.000	0.000
30	27	0.000	0.000	0.000
30	29	0.000	0.000	0.000
51	11	0.000	0.000	0.000
51	12	0.000	0.000	0.000
51	13	0.000	0.000	0.000
51	15	0.000	0.000	0.000
51	16	0.000	0.000	0.000
50	30	0.000	0.000	0.000
50	32	0.000	0.000	0.000
50	39	0.000	0.000	0.000
50	40	0.000	0.000	0.000
50	41	0.000	0.000	0.000
0	61	0.000	0.000	0.000
0	62	0.000	0.000	0.000
0	63	0.000	0.000	0.000
0	64	0.000	0.000	0.000
Max		0.000	0.000	0.000
Average		0.000	0.000	0.000
Min		0.000	0.000	0.000
Std Dev		0.000	0.000	0.000



28.204_ACCURACY /Voltage_Ac							
Test Site	Dallas						
Tester	ETS-364						
Test Number	EB6938						
Max Limit	0.011						
Min Limit	-0.013						

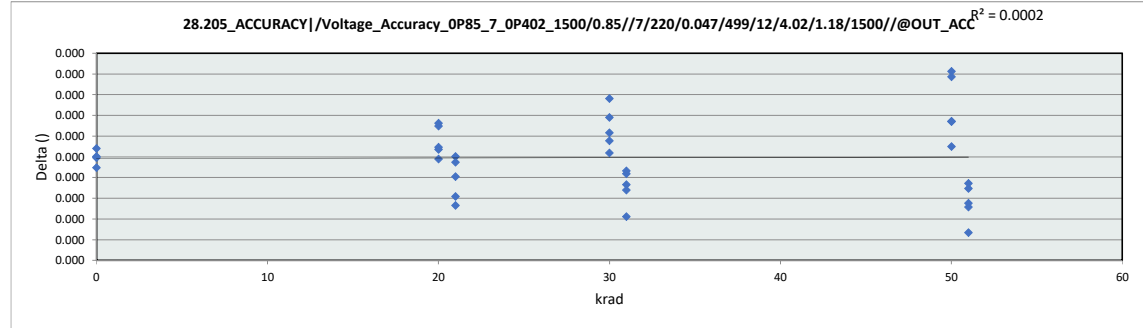
krad	0	20	21	30	31	50	51
LL	-0.013	-0.013	-0.013	-0.013	-0.013	-0.013	-0.013
Min	0.000	0.000	0.000	0.000	0.000	0.000	0.000
Average	0.000	0.000	0.000	0.000	0.000	0.000	0.000
Max	0.000	0.000	0.000	0.000	0.000	0.000	0.000
UL	0.011	0.011	0.011	0.011	0.011	0.011	0.011



HDR Report  
TPS7H1111-SEP

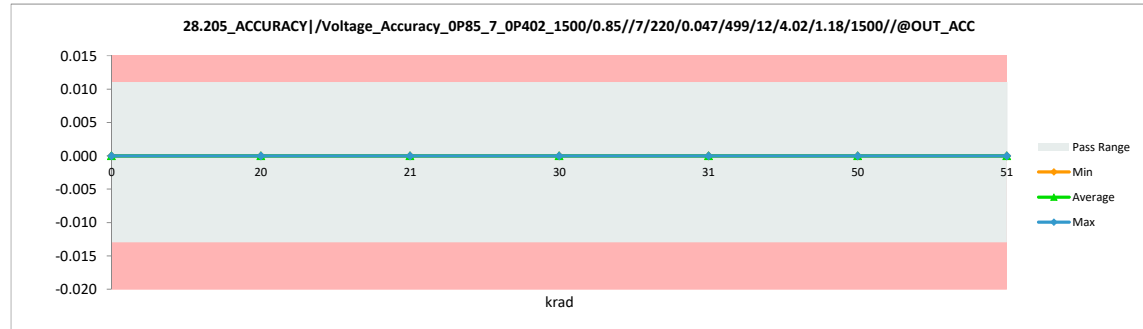
28.205_ACCURACY /Voltage_Ac		
Test Site	Dallas	Dallas
Tester	ETS-364	ETS-364
Test Number	EB6938	EB6938
Unit		
Max Limit	0.011	0.011
Min Limit	-0.013	-0.013

krad	Serial #	Pre	Post	Delta
21	1	0.000	0.000	0.000
21	2	0.000	0.000	0.000
21	3	0.000	0.000	0.000
21	4	0.000	0.000	0.000
21	5	0.000	0.000	0.000
20	17	0.000	0.000	0.000
20	19	0.000	0.000	0.000
20	20	0.000	0.000	0.000
20	21	0.000	0.000	0.000
20	23	0.000	0.000	0.000
31	6	0.000	0.000	0.000
31	7	0.000	0.000	0.000
31	8	0.000	0.000	0.000
31	9	0.000	0.000	0.000
31	10	0.000	0.000	0.000
30	24	0.000	0.000	0.000
30	25	0.000	0.000	0.000
30	26	0.000	0.000	0.000
30	27	0.000	0.000	0.000
30	29	0.000	0.000	0.000
51	11	0.000	0.000	0.000
51	12	0.000	0.000	0.000
51	13	0.000	0.000	0.000
51	15	0.000	0.000	0.000
51	16	0.000	0.000	0.000
50	30	0.000	0.000	0.000
50	32	0.000	0.000	0.000
50	39	0.000	0.000	0.000
50	40	0.000	0.000	0.000
50	41	0.000	0.000	0.000
0	61	0.000	0.000	0.000
0	62	0.000	0.000	0.000
0	63	0.000	0.000	0.000
0	64	0.000	0.000	0.000
Max		0.000	0.000	0.000
Average		0.000	0.000	0.000
Min		0.000	0.000	0.000
Std Dev		0.000	0.000	0.000



28.205_ACCURACY /Voltage_A							
Test Site	Dallas						
Tester	ETS-364						
Test Number	EB6938						
Max Limit	0.011						
Min Limit	-0.013						

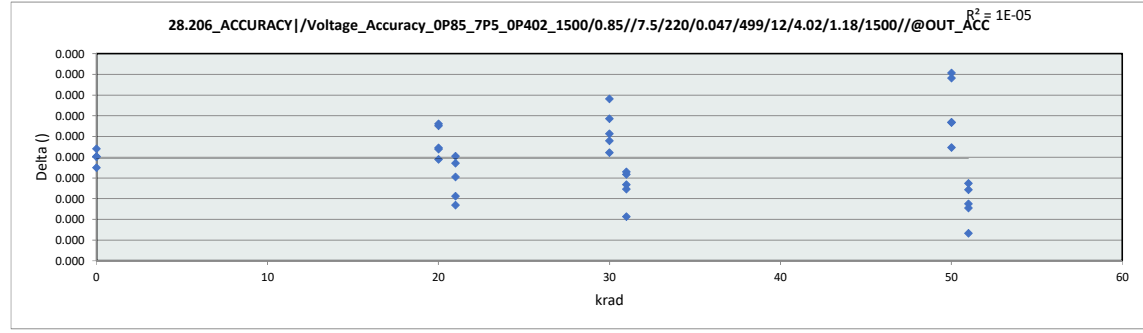
krad	0	20	21	30	31	50	51
LL	-0.013	-0.013	-0.013	-0.013	-0.013	-0.013	-0.013
Min	0.000	0.000	0.000	0.000	0.000	0.000	0.000
Average	0.000	0.000	0.000	0.000	0.000	0.000	0.000
Max	0.000	0.000	0.000	0.000	0.000	0.000	0.000
UL	0.011	0.011	0.011	0.011	0.011	0.011	0.011



HDR Report  
TPS7H1111-SEP

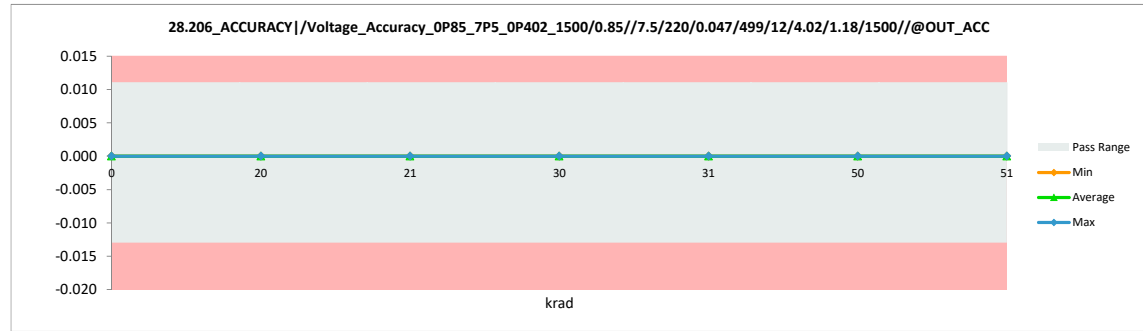
28.206_ACCURACY /Voltage_Acc		
Test Site	Dallas	Dallas
Tester	ETS-364	ETS-364
Test Number	EB6938	EB6938
Unit		
Max Limit	0.011	0.011
Min Limit	-0.013	-0.013

krad	Serial #	Pre	Post	Delta
21	1	0.000	0.000	0.000
21	2	0.000	0.000	0.000
21	3	0.000	0.000	0.000
21	4	0.000	0.000	0.000
21	5	0.000	0.000	0.000
20	17	0.000	0.000	0.000
20	19	0.000	0.000	0.000
20	20	0.000	0.000	0.000
20	21	0.000	0.000	0.000
20	23	0.000	0.000	0.000
31	6	0.000	0.000	0.000
31	7	0.000	0.000	0.000
31	8	0.000	0.000	0.000
31	9	0.000	0.000	0.000
31	10	0.000	0.000	0.000
30	24	0.000	0.000	0.000
30	25	0.000	0.000	0.000
30	26	0.000	0.000	0.000
30	27	0.000	0.000	0.000
30	29	0.000	0.000	0.000
51	11	0.000	0.000	0.000
51	12	0.000	0.000	0.000
51	13	0.000	0.000	0.000
51	15	0.000	0.000	0.000
51	16	0.000	0.000	0.000
50	30	0.000	0.000	0.000
50	32	0.000	0.000	0.000
50	39	0.000	0.000	0.000
50	40	0.000	0.000	0.000
50	41	0.000	0.000	0.000
0	61	0.000	0.000	0.000
0	62	0.000	0.000	0.000
0	63	0.000	0.000	0.000
0	64	0.000	0.000	0.000
Max		0.000	0.000	0.000
Average		0.000	0.000	0.000
Min		0.000	0.000	0.000
Std Dev		0.000	0.000	0.000



28.206_ACCURACY /Voltage_Acc							
Test Site	Dallas						
Tester	ETS-364						
Test Number	EB6938						
Max Limit	0.011						
Min Limit	-0.013						

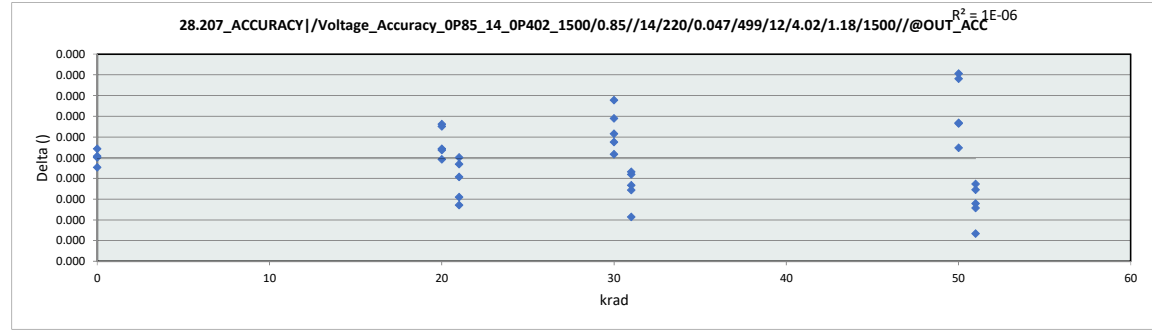
krad	0	20	21	30	31	50	51
LL	-0.013	-0.013	-0.013	-0.013	-0.013	-0.013	-0.013
Min	0.000	0.000	0.000	0.000	0.000	0.000	0.000
Average	0.000	0.000	0.000	0.000	0.000	0.000	0.000
Max	0.000	0.000	0.000	0.000	0.000	0.000	0.000
UL	0.011	0.011	0.011	0.011	0.011	0.011	0.011



HDR Report  
TPS7H1111-SEP

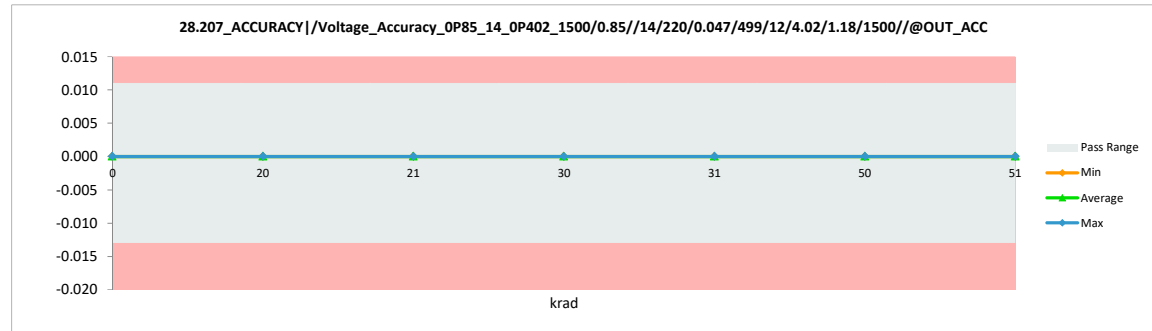
28.207_ACCURACY /Voltage_Ac		
Test Site	Dallas	Dallas
Tester	ETS-364	ETS-364
Test Number	EB6938	EB6938
Unit		
Max Limit	0.011	0.011
Min Limit	-0.013	-0.013

krad	Serial #	Pre	Post	Delta
21	1	0.000	0.000	0.000
21	2	0.000	0.000	0.000
21	3	0.000	0.000	0.000
21	4	0.000	0.000	0.000
21	5	0.000	0.000	0.000
20	17	0.000	0.000	0.000
20	19	0.000	0.000	0.000
20	20	0.000	0.000	0.000
20	21	0.000	0.000	0.000
20	23	0.000	0.000	0.000
31	6	0.000	0.000	0.000
31	7	0.000	0.000	0.000
31	8	0.000	0.000	0.000
31	9	0.000	0.000	0.000
31	10	0.000	0.000	0.000
30	24	0.000	0.000	0.000
30	25	0.000	0.000	0.000
30	26	0.000	0.000	0.000
30	27	0.000	0.000	0.000
30	29	0.000	0.000	0.000
51	11	0.000	0.000	0.000
51	12	0.000	0.000	0.000
51	13	0.000	0.000	0.000
51	15	0.000	0.000	0.000
51	16	0.000	0.000	0.000
50	30	0.000	0.000	0.000
50	32	0.000	0.000	0.000
50	39	0.000	0.000	0.000
50	40	0.000	0.000	0.000
50	41	0.000	0.000	0.000
0	61	0.000	0.000	0.000
0	62	0.000	0.000	0.000
0	63	0.000	0.000	0.000
0	64	0.000	0.000	0.000
Max		0.000	0.000	0.000
Average		0.000	0.000	0.000
Min		0.000	0.000	0.000
Std Dev		0.000	0.000	0.000



28.207_ACCURACY /Voltage_A							
Test Site	Dallas						
Tester	ETS-364						
Test Number	EB6938						
Max Limit	0.011						
Min Limit	-0.013						

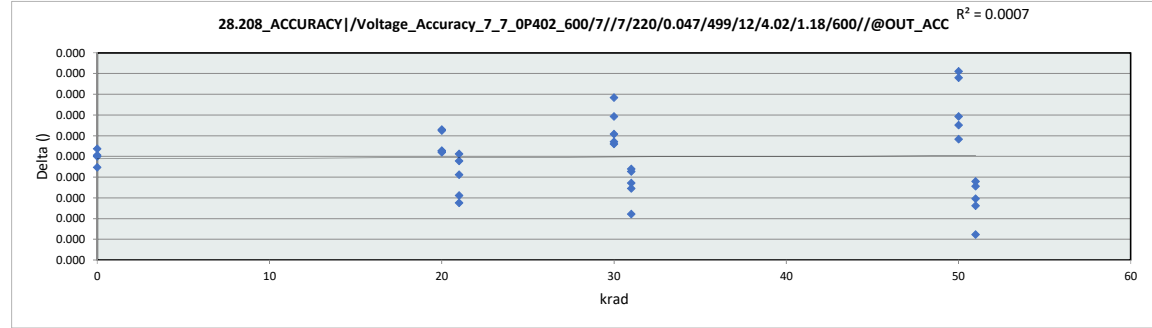
krad	0	20	21	30	31	50	51
LL	-0.013	-0.013	-0.013	-0.013	-0.013	-0.013	-0.013
Min	0.000	0.000	0.000	0.000	0.000	0.000	0.000
Average	0.000	0.000	0.000	0.000	0.000	0.000	0.000
Max	0.000	0.000	0.000	0.000	0.000	0.000	0.000
UL	0.011	0.011	0.011	0.011	0.011	0.011	0.011



HDR Report  
TPS7H1111-SEP


28.208_ACCURACY /Voltage_Ac		
Test Site	Dallas	Dallas
Tester	ETS-364	ETS-364
Test Number	EB6938	EB6938
Unit		
Max Limit	0.011	0.011
Min Limit	-0.013	-0.013

krad	Serial #	Pre	Post	Delta
21	1	0.000	0.000	0.000
21	2	0.000	0.000	0.000
21	3	0.000	0.000	0.000
21	4	0.000	0.000	0.000
21	5	0.000	0.000	0.000
20	17	0.000	0.000	0.000
20	19	0.000	0.000	0.000
20	20	0.000	0.000	0.000
20	21	0.000	0.000	0.000
20	23	0.000	0.000	0.000
31	6	0.000	0.000	0.000
31	7	0.000	0.000	0.000
31	8	0.000	0.000	0.000
31	9	0.000	0.000	0.000
31	10	0.000	0.000	0.000
30	24	0.000	0.000	0.000
30	25	0.000	0.000	0.000
30	26	0.000	0.000	0.000
30	27	0.000	0.000	0.000
30	29	0.000	0.000	0.000
51	11	0.000	0.000	0.000
51	12	0.000	0.000	0.000
51	13	0.000	0.000	0.000
51	15	0.000	0.000	0.000
51	16	0.000	0.000	0.000
50	30	0.000	0.000	0.000
50	32	0.000	0.000	0.000
50	39	0.000	0.000	0.000
50	40	0.000	0.000	0.000
50	41	0.000	0.000	0.000
0	61	0.000	0.000	0.000
0	62	0.000	0.000	0.000
0	63	0.000	0.000	0.000
0	64	0.000	0.000	0.000
Max		0.000	0.000	0.000
Average		0.000	0.000	0.000
Min		0.000	0.000	0.000
Std Dev		0.000	0.000	0.000



28.208_ACCURACY /Voltage_A		
Test Site	Dallas	
Tester	ETS-364	
Test Number	EB6938	
Max Limit	0.011	
Min Limit	-0.013	

krad	0	20	21	30	31	50	51
LL	-0.013	-0.013	-0.013	-0.013	-0.013	-0.013	-0.013
Min	0.000	0.000	0.000	0.000	0.000	0.000	0.000
Average	0.000	0.000	0.000	0.000	0.000	0.000	0.000
Max	0.000	0.000	0.000	0.000	0.000	0.000	0.000
UL	0.011	0.011	0.011	0.011	0.011	0.011	0.011

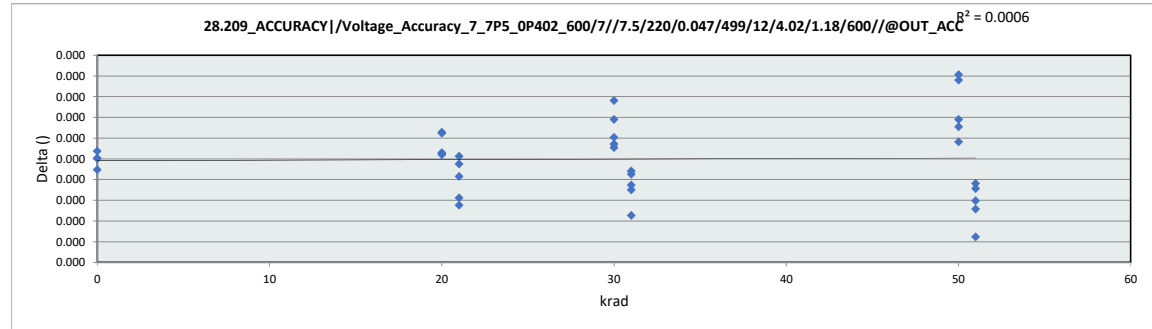




HDR Report  
TPS7H1111-SEP

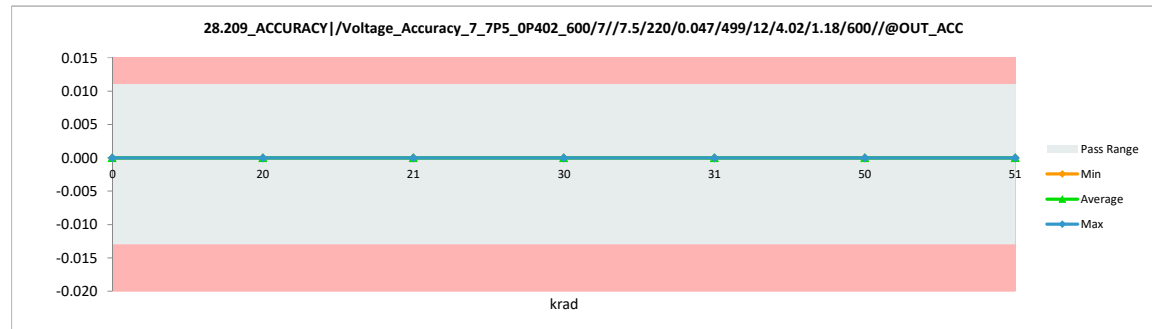
28.209_ACCURACY /Voltage_Ac		
Test Site	Dallas	Dallas
Tester	ETS-364	ETS-364
Test Number	EB6938	EB6938
Unit		
Max Limit	0.011	0.011
Min Limit	-0.013	-0.013

krad	Serial #	Pre	Post	Delta
21	1	0.000	0.000	0.000
21	2	0.000	0.000	0.000
21	3	0.000	0.000	0.000
21	4	0.000	0.000	0.000
21	5	0.000	0.000	0.000
20	17	0.000	0.000	0.000
20	19	0.000	0.000	0.000
20	20	0.000	0.000	0.000
20	21	0.000	0.000	0.000
20	23	0.000	0.000	0.000
31	6	0.000	0.000	0.000
31	7	0.000	0.000	0.000
31	8	0.000	0.000	0.000
31	9	0.000	0.000	0.000
31	10	0.000	0.000	0.000
30	24	0.000	0.000	0.000
30	25	0.000	0.000	0.000
30	26	0.000	0.000	0.000
30	27	0.000	0.000	0.000
30	29	0.000	0.000	0.000
51	11	0.000	0.000	0.000
51	12	0.000	0.000	0.000
51	13	0.000	0.000	0.000
51	15	0.000	0.000	0.000
51	16	0.000	0.000	0.000
50	30	0.000	0.000	0.000
50	32	0.000	0.000	0.000
50	39	0.000	0.000	0.000
50	40	0.000	0.000	0.000
50	41	0.000	0.000	0.000
0	61	0.000	0.000	0.000
0	62	0.000	0.000	0.000
0	63	0.000	0.000	0.000
0	64	0.000	0.000	0.000
Max		0.000	0.000	0.000
Average		0.000	0.000	0.000
Min		0.000	0.000	0.000
Std Dev		0.000	0.000	0.000



28.209_ACCURACY /Voltage_A							
Test Site	Dallas						
Tester	ETS-364						
Test Number	EB6938						
Max Limit	0.011						
Min Limit	-0.013						

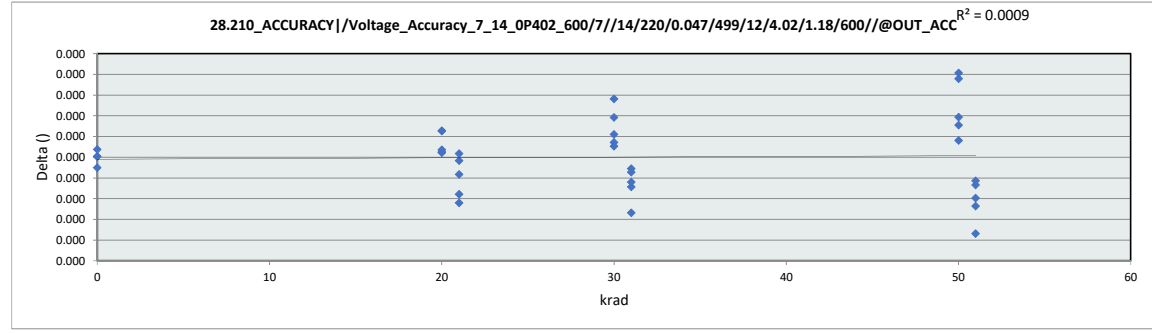
krad	0	20	21	30	31	50	51
LL	-0.013	-0.013	-0.013	-0.013	-0.013	-0.013	-0.013
Min	0.000	0.000	0.000	0.000	0.000	0.000	0.000
Average	0.000	0.000	0.000	0.000	0.000	0.000	0.000
Max	0.000	0.000	0.000	0.000	0.000	0.000	0.000
UL	0.011	0.011	0.011	0.011	0.011	0.011	0.011



HDR Report  
TPS7H1111-SEP


28.210_ACCURACY /Voltage_Ac		
Test Site	Dallas	Dallas
Tester	ETS-364	ETS-364
Test Number	EB6938	EB6938
Unit		
Max Limit	0.011	0.011
Min Limit	-0.013	-0.013

krad	Serial #	Pre	Post	Delta
21	1	0.000	0.000	0.000
21	2	0.000	0.000	0.000
21	3	0.000	0.000	0.000
21	4	0.000	0.000	0.000
21	5	0.000	0.000	0.000
20	17	0.000	0.000	0.000
20	19	0.000	0.000	0.000
20	20	0.000	0.000	0.000
20	21	0.000	0.000	0.000
20	23	0.000	0.000	0.000
31	6	0.000	0.000	0.000
31	7	0.000	0.000	0.000
31	8	0.000	0.000	0.000
31	9	0.000	0.000	0.000
31	10	0.000	0.000	0.000
30	24	0.000	0.000	0.000
30	25	0.000	0.000	0.000
30	26	0.000	0.000	0.000
30	27	0.000	0.000	0.000
30	29	0.000	0.000	0.000
51	11	0.000	0.000	0.000
51	12	0.000	0.000	0.000
51	13	0.000	0.000	0.000
51	15	0.000	0.000	0.000
51	16	0.000	0.000	0.000
50	30	0.000	0.000	0.000
50	32	0.000	0.000	0.000
50	39	0.000	0.000	0.000
50	40	0.000	0.000	0.000
50	41	0.000	0.000	0.000
0	61	0.000	0.000	0.000
0	62	0.000	0.000	0.000
0	63	0.000	0.000	0.000
0	64	0.000	0.000	0.000
Max		0.000	0.000	0.000
Average		0.000	0.000	0.000
Min		0.000	0.000	0.000
Std Dev		0.000	0.000	0.000



28.210_ACCURACY /Voltage_A		
Test Site	Dallas	
Tester	ETS-364	
Test Number	EB6938	
Max Limit	0.011	
Min Limit	-0.013	

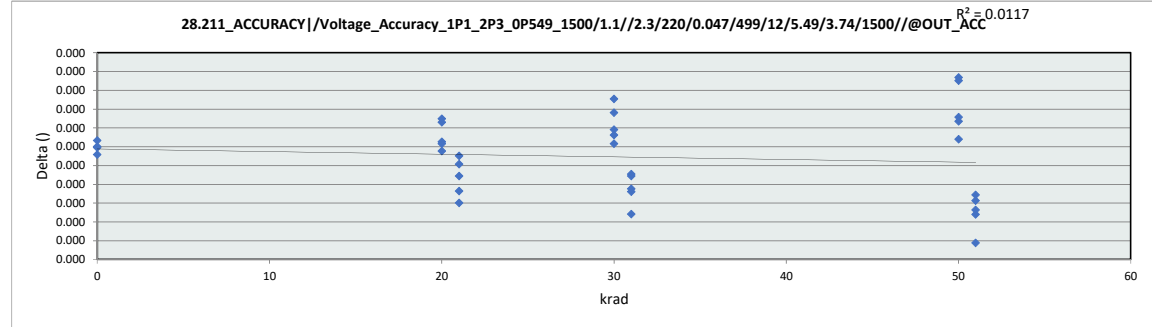
krad	0	20	21	30	31	50	51
LL	-0.013	-0.013	-0.013	-0.013	-0.013	-0.013	-0.013
Min	0.000	0.000	0.000	0.000	0.000	0.000	0.000
Average	0.000	0.000	0.000	0.000	0.000	0.000	0.000
Max	0.000	0.000	0.000	0.000	0.000	0.000	0.000
UL	0.011	0.011	0.011	0.011	0.011	0.011	0.011



HDR Report  
TPS7H1111-SEP

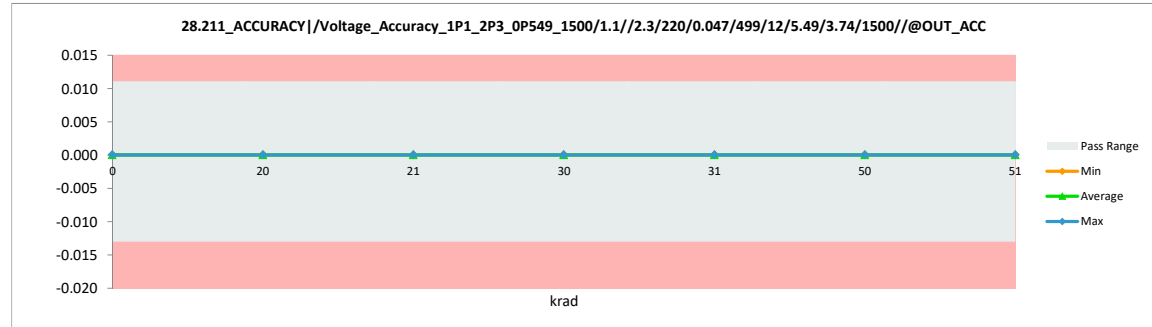
28.211_ACCURACY /Voltage_Ac		
Test Site	Dallas	Dallas
Tester	ETS-364	ETS-364
Test Number	EB6938	EB6938
Unit		
Max Limit	0.011	0.011
Min Limit	-0.013	-0.013

krad	Serial #	Pre	Post	Delta
21	1	0.000	0.000	0.000
21	2	0.000	0.000	0.000
21	3	0.000	0.000	0.000
21	4	0.000	0.000	0.000
21	5	0.000	0.000	0.000
20	17	0.000	0.000	0.000
20	19	0.000	0.000	0.000
20	20	0.000	0.000	0.000
20	21	0.000	0.000	0.000
20	23	0.000	0.000	0.000
31	6	0.000	0.000	0.000
31	7	0.000	0.000	0.000
31	8	0.000	0.000	0.000
31	9	0.000	0.000	0.000
31	10	0.000	0.000	0.000
30	24	0.000	0.000	0.000
30	25	0.000	0.000	0.000
30	26	0.000	0.000	0.000
30	27	0.000	0.000	0.000
30	29	0.000	0.000	0.000
51	11	0.000	0.000	0.000
51	12	0.000	0.000	0.000
51	13	0.000	0.000	0.000
51	15	0.000	0.000	0.000
51	16	0.000	0.000	0.000
50	30	0.000	0.000	0.000
50	32	0.000	0.000	0.000
50	39	0.000	0.000	0.000
50	40	0.000	0.000	0.000
50	41	0.000	0.000	0.000
0	61	0.000	0.000	0.000
0	62	0.000	0.000	0.000
0	63	0.000	0.000	0.000
0	64	0.000	0.000	0.000
Max		0.000	0.000	0.000
Average		0.000	0.000	0.000
Min		0.000	0.000	0.000
Std Dev		0.000	0.000	0.000



28.211_ACCURACY /Voltage_A		
Test Site	Dallas	
Tester	ETS-364	
Test Number	EB6938	
Max Limit	0.011	
Min Limit	-0.013	

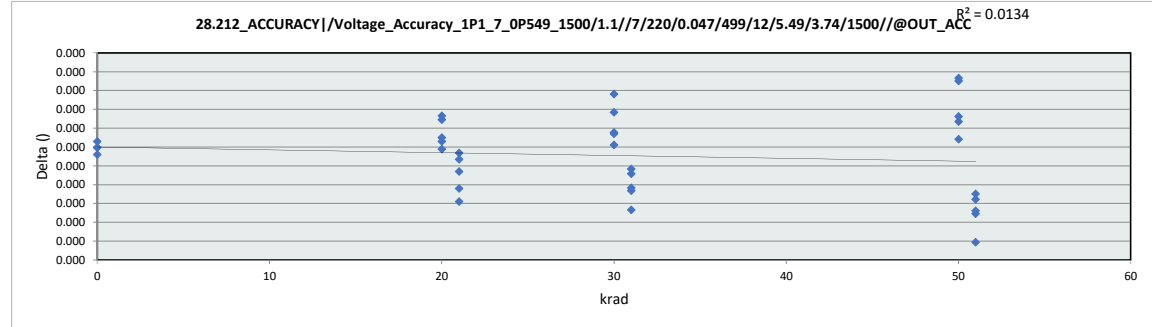
krad	0	20	21	30	31	50	51
LL	-0.013	-0.013	-0.013	-0.013	-0.013	-0.013	-0.013
Min	0.000	0.000	0.000	0.000	0.000	0.000	0.000
Average	0.000	0.000	0.000	0.000	0.000	0.000	0.000
Max	0.000	0.000	0.000	0.000	0.000	0.000	0.000
UL	0.011	0.011	0.011	0.011	0.011	0.011	0.011



HDR Report  
TPS7H1111-SEP

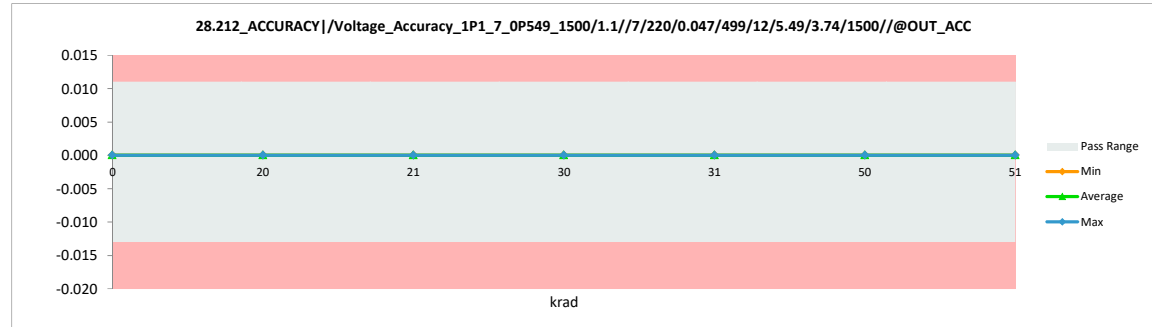
28.212_ACCURACY /Voltage_Ac		
Test Site	Dallas	Dallas
Tester	ETS-364	ETS-364
Test Number	EB6938	EB6938
Unit		
Max Limit	0.011	0.011
Min Limit	-0.013	-0.013

krad	Serial #	Pre	Post	Delta
21	1	0.000	0.000	0.000
21	2	0.000	0.000	0.000
21	3	0.000	0.000	0.000
21	4	0.000	0.000	0.000
21	5	0.000	0.000	0.000
20	17	0.000	0.000	0.000
20	19	0.000	0.000	0.000
20	20	0.000	0.000	0.000
20	21	0.000	0.000	0.000
20	23	0.000	0.000	0.000
31	6	0.000	0.000	0.000
31	7	0.000	0.000	0.000
31	8	0.000	0.000	0.000
31	9	0.000	0.000	0.000
31	10	0.000	0.000	0.000
30	24	0.000	0.000	0.000
30	25	0.000	0.000	0.000
30	26	0.000	0.000	0.000
30	27	0.000	0.000	0.000
30	29	0.000	0.000	0.000
51	11	0.000	0.000	0.000
51	12	0.000	0.000	0.000
51	13	0.000	0.000	0.000
51	15	0.000	0.000	0.000
51	16	0.000	0.000	0.000
50	30	0.000	0.000	0.000
50	32	0.000	0.000	0.000
50	39	0.000	0.000	0.000
50	40	0.000	0.000	0.000
50	41	0.000	0.000	0.000
0	61	0.000	0.000	0.000
0	62	0.000	0.000	0.000
0	63	0.000	0.000	0.000
0	64	0.000	0.000	0.000
Max		0.000	0.000	0.000
Average		0.000	0.000	0.000
Min		0.000	0.000	0.000
Std Dev		0.000	0.000	0.000



28.212_ACCURACY /Voltage_A							
Test Site	Dallas						
Tester	ETS-364						
Test Number	EB6938						
Max Limit	0.011						
Min Limit	-0.013						

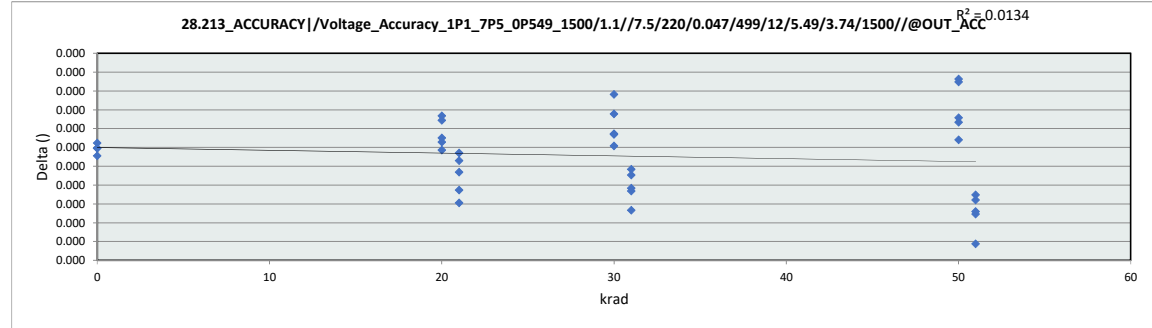
krad	0	20	21	30	31	50	51
LL	-0.013	-0.013	-0.013	-0.013	-0.013	-0.013	-0.013
Min	0.000	0.000	0.000	0.000	0.000	0.000	0.000
Average	0.000	0.000	0.000	0.000	0.000	0.000	0.000
Max	0.000	0.000	0.000	0.000	0.000	0.000	0.000
UL	0.011	0.011	0.011	0.011	0.011	0.011	0.011



HDR Report  
TPS7H1111-SEP

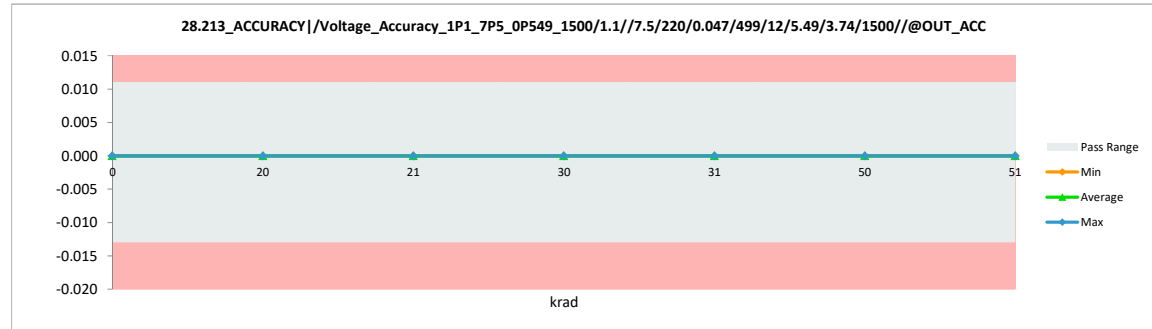
28.213_ACCURACY /Voltage_Ac		
Test Site	Dallas	Dallas
Tester	ETS-364	ETS-364
Test Number	EB6938	EB6938
Unit		
Max Limit	0.011	0.011
Min Limit	-0.013	-0.013

krad	Serial #	Pre	Post	Delta
21	1	0.000	0.000	0.000
21	2	0.000	0.000	0.000
21	3	0.000	0.000	0.000
21	4	0.000	0.000	0.000
21	5	0.000	0.000	0.000
20	17	0.000	0.000	0.000
20	19	0.000	0.000	0.000
20	20	0.000	0.000	0.000
20	21	0.000	0.000	0.000
20	23	0.000	0.000	0.000
31	6	0.000	0.000	0.000
31	7	0.000	0.000	0.000
31	8	0.000	0.000	0.000
31	9	0.000	0.000	0.000
31	10	0.000	0.000	0.000
30	24	0.000	0.000	0.000
30	25	0.000	0.000	0.000
30	26	0.000	0.000	0.000
30	27	0.000	0.000	0.000
30	29	0.000	0.000	0.000
51	11	0.000	0.000	0.000
51	12	0.000	0.000	0.000
51	13	0.000	0.000	0.000
51	15	0.000	0.000	0.000
51	16	0.000	0.000	0.000
50	30	0.000	0.000	0.000
50	32	0.000	0.000	0.000
50	39	0.000	0.000	0.000
50	40	0.000	0.000	0.000
50	41	0.000	0.000	0.000
0	61	0.000	0.000	0.000
0	62	0.000	0.000	0.000
0	63	0.000	0.000	0.000
0	64	0.000	0.000	0.000
Max		0.000	0.000	0.000
Average		0.000	0.000	0.000
Min		0.000	0.000	0.000
Std Dev		0.000	0.000	0.000



28.213_ACCURACY /Voltage_A	
Test Site	Dallas
Tester	ETS-364
Test Number	EB6938
Max Limit	0.011
Min Limit	-0.013

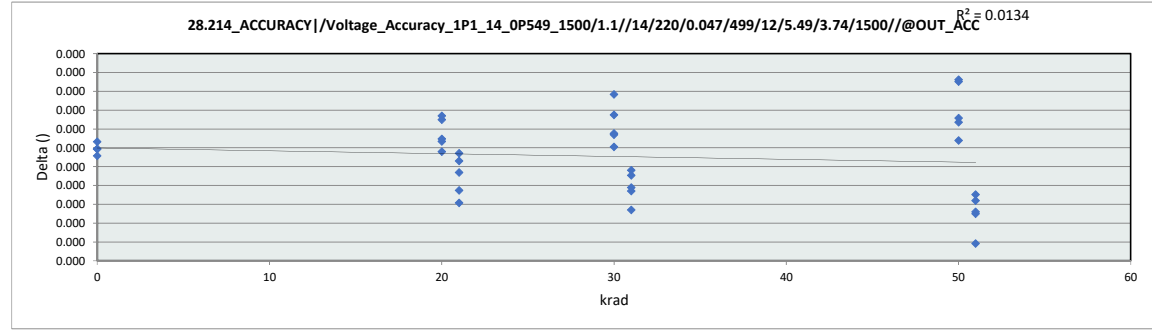
krad	0	20	21	30	31	50	51
LL	-0.013	-0.013	-0.013	-0.013	-0.013	-0.013	-0.013
Min	0.000	0.000	0.000	0.000	0.000	0.000	0.000
Average	0.000	0.000	0.000	0.000	0.000	0.000	0.000
Max	0.000	0.000	0.000	0.000	0.000	0.000	0.000
UL	0.011	0.011	0.011	0.011	0.011	0.011	0.011



HDR Report  
TPS7H1111-SEP

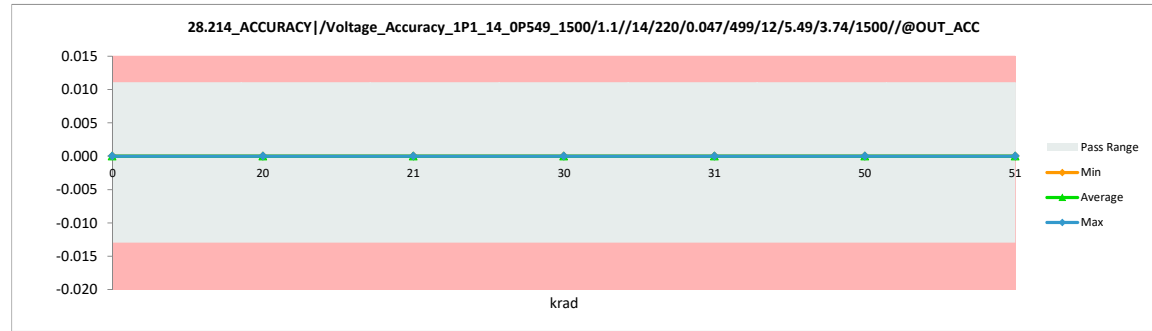
28.214_ACCURACY /Voltage_Ac		
Test Site	Dallas	Dallas
Tester	ETS-364	ETS-364
Test Number	EB6938	EB6938
Unit		
Max Limit	0.011	0.011
Min Limit	-0.013	-0.013

krad	Serial #	Pre	Post	Delta
21	1	0.000	0.000	0.000
21	2	0.000	0.000	0.000
21	3	0.000	0.000	0.000
21	4	0.000	0.000	0.000
21	5	0.000	0.000	0.000
20	17	0.000	0.000	0.000
20	19	0.000	0.000	0.000
20	20	0.000	0.000	0.000
20	21	0.000	0.000	0.000
20	23	0.000	0.000	0.000
31	6	0.000	0.000	0.000
31	7	0.000	0.000	0.000
31	8	0.000	0.000	0.000
31	9	0.000	0.000	0.000
31	10	0.000	0.000	0.000
30	24	0.000	0.000	0.000
30	25	0.000	0.000	0.000
30	26	0.000	0.000	0.000
30	27	0.000	0.000	0.000
30	29	0.000	0.000	0.000
51	11	0.000	0.000	0.000
51	12	0.000	0.000	0.000
51	13	0.000	0.000	0.000
51	15	0.000	0.000	0.000
51	16	0.000	0.000	0.000
50	30	0.000	0.000	0.000
50	32	0.000	0.000	0.000
50	39	0.000	0.000	0.000
50	40	0.000	0.000	0.000
50	41	0.000	0.000	0.000
0	61	0.000	0.000	0.000
0	62	0.000	0.000	0.000
0	63	0.000	0.000	0.000
0	64	0.000	0.000	0.000
Max		0.000	0.000	0.000
Average		0.000	0.000	0.000
Min		0.000	0.000	0.000
Std Dev		0.000	0.000	0.000



28.214_ACCURACY /Voltage_A							
Test Site	Dallas						
Tester	ETS-364						
Test Number	EB6938						
Max Limit	0.011						
Min Limit	-0.013						

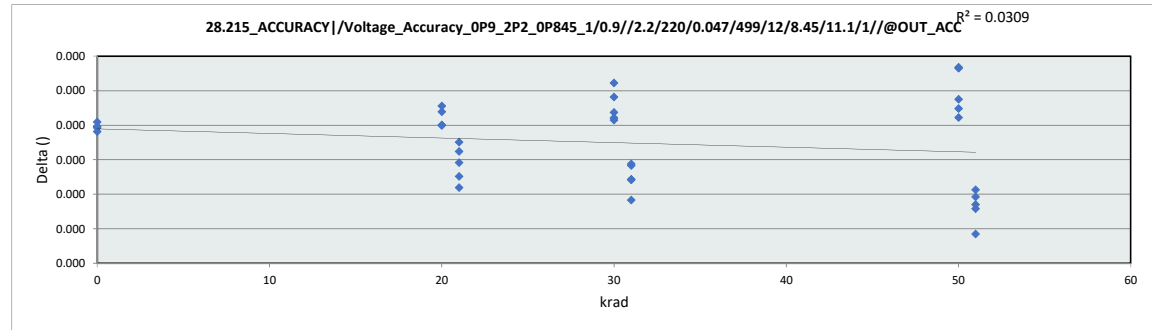
krad	0	20	21	30	31	50	51
LL	-0.013	-0.013	-0.013	-0.013	-0.013	-0.013	-0.013
Min	0.000	0.000	0.000	0.000	0.000	0.000	0.000
Average	0.000	0.000	0.000	0.000	0.000	0.000	0.000
Max	0.000	0.000	0.000	0.000	0.000	0.000	0.000
UL	0.011	0.011	0.011	0.011	0.011	0.011	0.011



HDR Report  
TPS7H1111-SEP

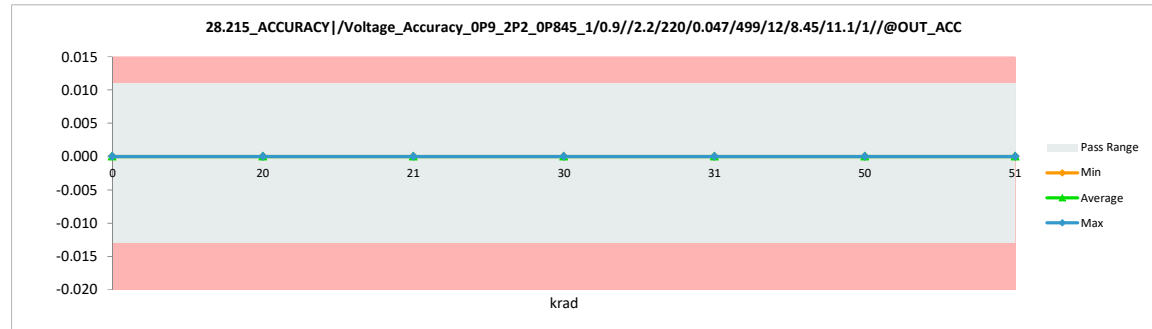
28.215_ACCURACY /Voltage_Ac		
Test Site	Dallas	Dallas
Tester	ETS-364	ETS-364
Test Number	EB6938	EB6938
Unit		
Max Limit	0.011	0.011
Min Limit	-0.013	-0.013

krad	Serial #	Pre	Post	Delta
21	1	0.000	0.000	0.000
21	2	0.000	0.000	0.000
21	3	0.000	0.000	0.000
21	4	0.000	0.000	0.000
21	5	0.000	0.000	0.000
20	17	0.000	0.000	0.000
20	19	0.000	0.000	0.000
20	20	0.000	0.000	0.000
20	21	0.000	0.000	0.000
20	23	0.000	0.000	0.000
31	6	0.000	0.000	0.000
31	7	0.000	0.000	0.000
31	8	0.000	0.000	0.000
31	9	0.000	0.000	0.000
31	10	0.000	0.000	0.000
30	24	0.000	0.000	0.000
30	25	0.000	0.000	0.000
30	26	0.000	0.000	0.000
30	27	0.000	0.000	0.000
30	29	0.000	0.000	0.000
51	11	0.000	0.000	0.000
51	12	0.000	0.000	0.000
51	13	0.000	0.000	0.000
51	15	0.000	0.000	0.000
51	16	0.000	0.000	0.000
50	30	0.000	0.000	0.000
50	32	0.000	0.000	0.000
50	39	0.000	0.000	0.000
50	40	0.000	0.000	0.000
50	41	0.000	0.000	0.000
0	61	0.000	0.000	0.000
0	62	0.000	0.000	0.000
0	63	0.000	0.000	0.000
0	64	0.000	0.000	0.000
Max		0.000	0.000	0.000
Average		0.000	0.000	0.000
Min		0.000	0.000	0.000
Std Dev		0.000	0.000	0.000



28.215_ACCURACY /Voltage_Ac							
Test Site	Dallas						
Tester	ETS-364						
Test Number	EB6938						
Max Limit	0.011						
Min Limit	-0.013						

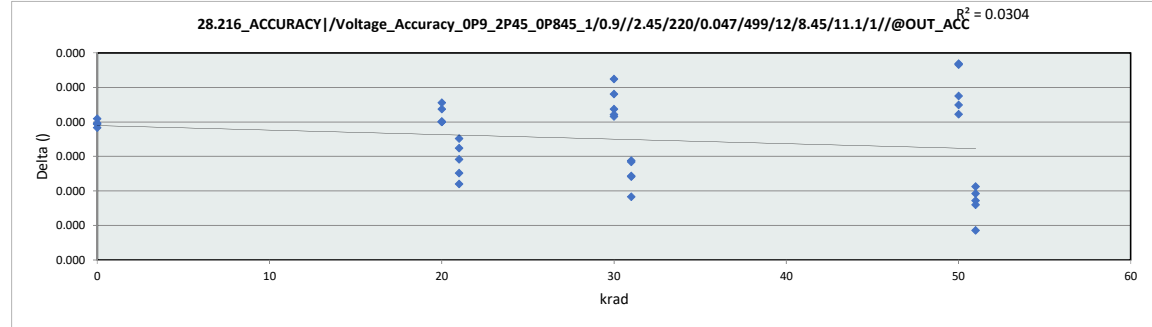
krad	0	20	21	30	31	50	51
LL	-0.013	-0.013	-0.013	-0.013	-0.013	-0.013	-0.013
Min	0.000	0.000	0.000	0.000	0.000	0.000	0.000
Average	0.000	0.000	0.000	0.000	0.000	0.000	0.000
Max	0.000	0.000	0.000	0.000	0.000	0.000	0.000
UL	0.011	0.011	0.011	0.011	0.011	0.011	0.011



HDR Report  
TPS7H1111-SEP

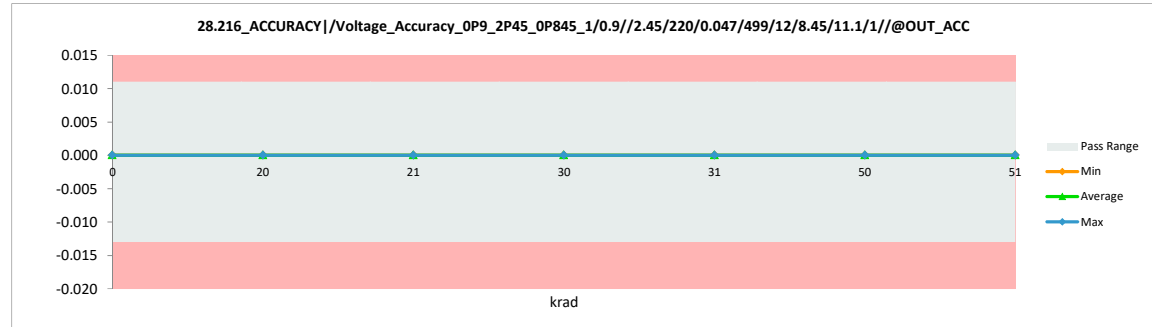
28.216_ACCURACY /Voltage_Ac		
Test Site	Dallas	Dallas
Tester	ETS-364	ETS-364
Test Number	EB6938	EB6938
Unit		
Max Limit	0.011	0.011
Min Limit	-0.013	-0.013

krad	Serial #	Pre	Post	Delta
21	1	0.000	0.000	0.000
21	2	0.000	0.000	0.000
21	3	0.000	0.000	0.000
21	4	0.000	0.000	0.000
21	5	0.000	0.000	0.000
20	17	0.000	0.000	0.000
20	19	0.000	0.000	0.000
20	20	0.000	0.000	0.000
20	21	0.000	0.000	0.000
20	23	0.000	0.000	0.000
31	6	0.000	0.000	0.000
31	7	0.000	0.000	0.000
31	8	0.000	0.000	0.000
31	9	0.000	0.000	0.000
31	10	0.000	0.000	0.000
30	24	0.000	0.000	0.000
30	25	0.000	0.000	0.000
30	26	0.000	0.000	0.000
30	27	0.000	0.000	0.000
30	29	0.000	0.000	0.000
51	11	0.000	0.000	0.000
51	12	0.000	0.000	0.000
51	13	0.000	0.000	0.000
51	15	0.000	0.000	0.000
51	16	0.000	0.000	0.000
50	30	0.000	0.000	0.000
50	32	0.000	0.000	0.000
50	39	0.000	0.000	0.000
50	40	0.000	0.000	0.000
50	41	0.000	0.000	0.000
0	61	0.000	0.000	0.000
0	62	0.000	0.000	0.000
0	63	0.000	0.000	0.000
0	64	0.000	0.000	0.000
Max		0.000	0.000	0.000
Average		0.000	0.000	0.000
Min		0.000	0.000	0.000
Std Dev		0.000	0.000	0.000



28.216_ACCURACY /Voltage_A		
Test Site	Dallas	
Tester	ETS-364	
Test Number	EB6938	
Max Limit	0.011	
Min Limit	-0.013	

krad	0	20	21	30	31	50	51
LL	-0.013	-0.013	-0.013	-0.013	-0.013	-0.013	-0.013
Min	0.000	0.000	0.000	0.000	0.000	0.000	0.000
Average	0.000	0.000	0.000	0.000	0.000	0.000	0.000
Max	0.000	0.000	0.000	0.000	0.000	0.000	0.000
UL	0.011	0.011	0.011	0.011	0.011	0.011	0.011

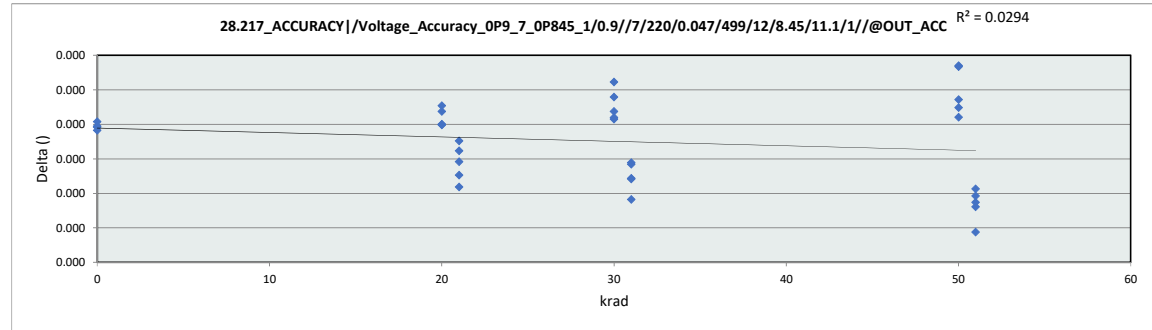




# HDR Report TPS7H1111-SEP


28.217_ACCURACY /Voltage_Ac		
Test Site	Dallas	Dallas
Tester	ETS-364	ETS-364
Test Number	EB6938	EB6938
Unit		
Max Limit	0.011	0.011
Min Limit	-0.013	-0.013

krad	Serial #	Pre	Post	Delta
21	1	0.000	0.000	0.000
21	2	0.000	0.000	0.000
21	3	0.000	0.000	0.000
21	4	0.000	0.000	0.000
21	5	0.000	0.000	0.000
20	17	0.000	0.000	0.000
20	19	0.000	0.000	0.000
20	20	0.000	0.000	0.000
20	21	0.000	0.000	0.000
20	23	0.000	0.000	0.000
31	6	0.000	0.000	0.000
31	7	0.000	0.000	0.000
31	8	0.000	0.000	0.000
31	9	0.000	0.000	0.000
31	10	0.000	0.000	0.000
30	24	0.000	0.000	0.000
30	25	0.000	0.000	0.000
30	26	0.000	0.000	0.000
30	27	0.000	0.000	0.000
30	29	0.000	0.000	0.000
51	11	0.000	0.000	0.000
51	12	0.000	0.000	0.000
51	13	0.000	0.000	0.000
51	15	0.000	0.000	0.000
51	16	0.000	0.000	0.000
50	30	0.000	0.000	0.000
50	32	0.000	0.000	0.000
50	39	0.000	0.000	0.000
50	40	0.000	0.000	0.000
50	41	0.000	0.000	0.000
0	61	0.000	0.000	0.000
0	62	0.000	0.000	0.000
0	63	0.000	0.000	0.000
0	64	0.000	0.000	0.000
Max		0.000	0.000	0.000
Average		0.000	0.000	0.000
Min		0.000	0.000	0.000
Std Dev		0.000	0.000	0.000



28.217_ACCURACY /Voltage_A							
Test Site	Dallas						
Tester	ETS-364						
Test Number	EB6938						
Max Limit	0.011						
Min Limit	-0.013						

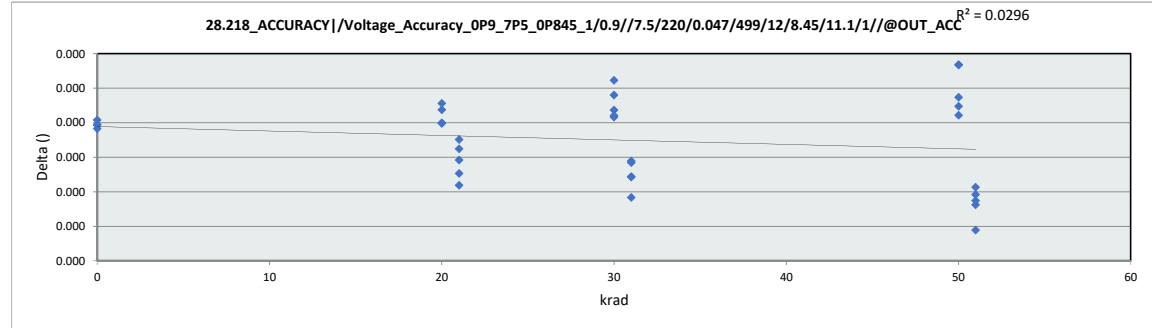
krad	0	20	21	30	31	50	51
LL	-0.013	-0.013	-0.013	-0.013	-0.013	-0.013	-0.013
Min	0.000	0.000	0.000	0.000	0.000	0.000	0.000
Average	0.000	0.000	0.000	0.000	0.000	0.000	0.000
Max	0.000	0.000	0.000	0.000	0.000	0.000	0.000
UL	0.011	0.011	0.011	0.011	0.011	0.011	0.011



HDR Report  
TPS7H1111-SEP

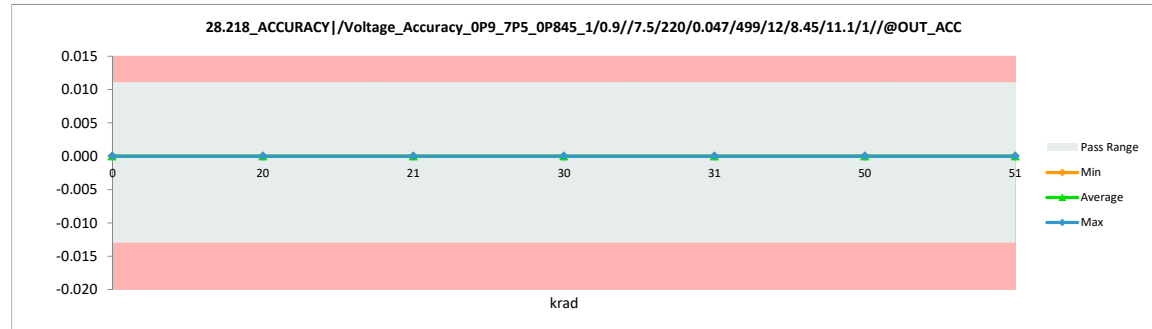
28.218_ACCURACY /Voltage_Ac		
Test Site	Dallas	Dallas
Tester	ETS-364	ETS-364
Test Number	EB6938	EB6938
Unit		
Max Limit	0.011	0.011
Min Limit	-0.013	-0.013

krad	Serial #	Pre	Post	Delta
21	1	0.000	0.000	0.000
21	2	0.000	0.000	0.000
21	3	0.000	0.000	0.000
21	4	0.000	0.000	0.000
21	5	0.000	0.000	0.000
20	17	0.000	0.000	0.000
20	19	0.000	0.000	0.000
20	20	0.000	0.000	0.000
20	21	0.000	0.000	0.000
20	23	0.000	0.000	0.000
31	6	0.000	0.000	0.000
31	7	0.000	0.000	0.000
31	8	0.000	0.000	0.000
31	9	0.000	0.000	0.000
31	10	0.000	0.000	0.000
30	24	0.000	0.000	0.000
30	25	0.000	0.000	0.000
30	26	0.000	0.000	0.000
30	27	0.000	0.000	0.000
30	29	0.000	0.000	0.000
51	11	0.000	0.000	0.000
51	12	0.000	0.000	0.000
51	13	0.000	0.000	0.000
51	15	0.000	0.000	0.000
51	16	0.000	0.000	0.000
50	30	0.000	0.000	0.000
50	32	0.000	0.000	0.000
50	39	0.000	0.000	0.000
50	40	0.000	0.000	0.000
50	41	0.000	0.000	0.000
0	61	0.000	0.000	0.000
0	62	0.000	0.000	0.000
0	63	0.000	0.000	0.000
0	64	0.000	0.000	0.000
Max		0.000	0.000	0.000
Average		0.000	0.000	0.000
Min		0.000	0.000	0.000
Std Dev		0.000	0.000	0.000



28.218_ACCURACY /Voltage_A							
Test Site	Dallas						
Tester	ETS-364						
Test Number	EB6938						
Max Limit	0.011						
Min Limit	-0.013						

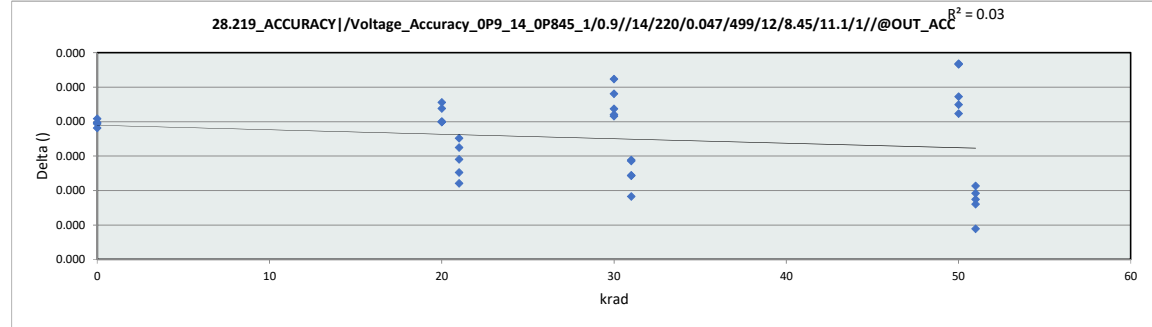
krad	0	20	21	30	31	50	51
LL	-0.013	-0.013	-0.013	-0.013	-0.013	-0.013	-0.013
Min	0.000	0.000	0.000	0.000	0.000	0.000	0.000
Average	0.000	0.000	0.000	0.000	0.000	0.000	0.000
Max	0.000	0.000	0.000	0.000	0.000	0.000	0.000
UL	0.011	0.011	0.011	0.011	0.011	0.011	0.011



HDR Report  
TPS7H1111-SEP

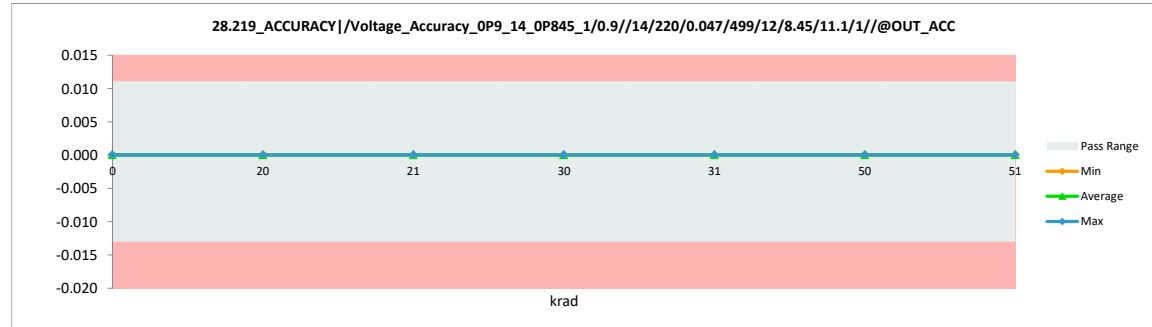
28.219_ACCURACY /Voltage_Ac		
Test Site	Dallas	Dallas
Tester	ETS-364	ETS-364
Test Number	EB6938	EB6938
Unit		
Max Limit	0.011	0.011
Min Limit	-0.013	-0.013

krad	Serial #	Pre	Post	Delta
21	1	0.000	0.000	0.000
21	2	0.000	0.000	0.000
21	3	0.000	0.000	0.000
21	4	0.000	0.000	0.000
21	5	0.000	0.000	0.000
20	17	0.000	0.000	0.000
20	19	0.000	0.000	0.000
20	20	0.000	0.000	0.000
20	21	0.000	0.000	0.000
20	23	0.000	0.000	0.000
31	6	0.000	0.000	0.000
31	7	0.000	0.000	0.000
31	8	0.000	0.000	0.000
31	9	0.000	0.000	0.000
31	10	0.000	0.000	0.000
30	24	0.000	0.000	0.000
30	25	0.000	0.000	0.000
30	26	0.000	0.000	0.000
30	27	0.000	0.000	0.000
30	29	0.000	0.000	0.000
51	11	0.000	0.000	0.000
51	12	0.000	0.000	0.000
51	13	0.000	0.000	0.000
51	15	0.000	0.000	0.000
51	16	0.000	0.000	0.000
50	30	0.000	0.000	0.000
50	32	0.000	0.000	0.000
50	39	0.000	0.000	0.000
50	40	0.000	0.000	0.000
50	41	0.000	0.000	0.000
0	61	0.000	0.000	0.000
0	62	0.000	0.000	0.000
0	63	0.000	0.000	0.000
0	64	0.000	0.000	0.000
Max		0.000	0.000	0.000
Average		0.000	0.000	0.000
Min		0.000	0.000	0.000
Std Dev		0.000	0.000	0.000



28.219_ACCURACY /Voltage_A							
Test Site	Dallas						
Tester	ETS-364						
Test Number	EB6938						
Max Limit	0.011						
Min Limit	-0.013						

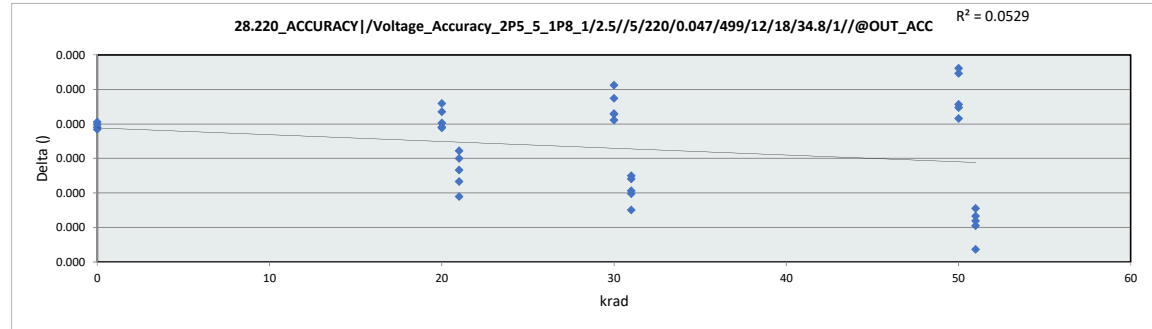
krad	0	20	21	30	31	50	51
LL	-0.013	-0.013	-0.013	-0.013	-0.013	-0.013	-0.013
Min	0.000	0.000	0.000	0.000	0.000	0.000	0.000
Average	0.000	0.000	0.000	0.000	0.000	0.000	0.000
Max	0.000	0.000	0.000	0.000	0.000	0.000	0.000
UL	0.011	0.011	0.011	0.011	0.011	0.011	0.011



HDR Report  
TPS7H1111-SEP


28.220_ACCURACY /Voltage_Ac		
Test Site	Dallas	Dallas
Tester	ETS-364	ETS-364
Test Number	EB6938	EB6938
Unit		
Max Limit	0.011	0.011
Min Limit	-0.013	-0.013

krad	Serial #	Pre	Post	Delta
21	1	0.000	0.000	0.000
21	2	0.000	0.000	0.000
21	3	0.000	0.000	0.000
21	4	0.000	0.000	0.000
21	5	0.000	0.000	0.000
20	17	0.000	0.000	0.000
20	19	0.000	0.000	0.000
20	20	0.000	0.000	0.000
20	21	0.000	0.000	0.000
20	23	0.000	0.000	0.000
31	6	0.000	0.000	0.000
31	7	0.000	0.000	0.000
31	8	0.000	0.000	0.000
31	9	0.000	0.000	0.000
31	10	0.000	0.000	0.000
30	24	0.000	0.000	0.000
30	25	0.000	0.000	0.000
30	26	0.000	0.000	0.000
30	27	0.000	0.000	0.000
30	29	0.000	0.000	0.000
51	11	0.000	0.000	0.000
51	12	0.000	0.000	0.000
51	13	0.000	0.000	0.000
51	15	0.000	0.000	0.000
51	16	0.000	0.000	0.000
50	30	0.000	0.000	0.000
50	32	0.000	0.000	0.000
50	39	0.000	0.000	0.000
50	40	0.000	0.000	0.000
50	41	0.000	0.000	0.000
0	61	0.000	0.000	0.000
0	62	0.000	0.000	0.000
0	63	0.000	0.000	0.000
0	64	0.000	0.000	0.000
Max		0.000	0.000	0.000
Average		0.000	0.000	0.000
Min		0.000	0.000	0.000
Std Dev		0.000	0.000	0.000



28.220_ACCURACY /Voltage_A		
Test Site	Dallas	
Tester	ETS-364	
Test Number	EB6938	
Max Limit	0.011	
Min Limit	-0.013	

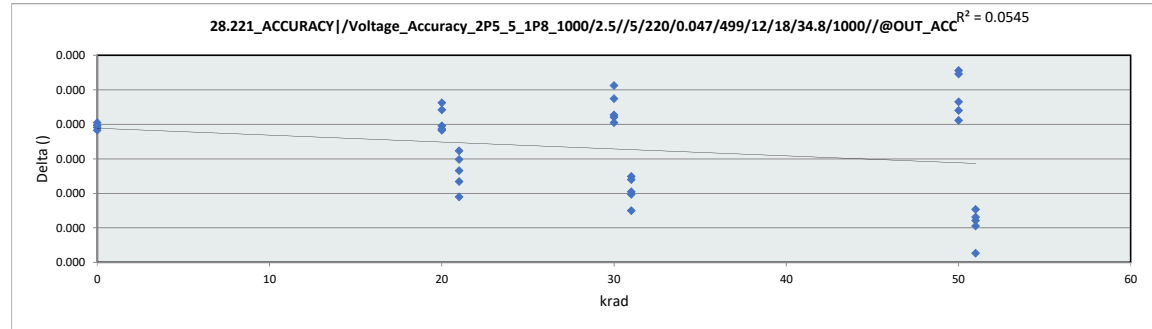
krad	0	20	21	30	31	50	51
LL	-0.013	-0.013	-0.013	-0.013	-0.013	-0.013	-0.013
Min	0.000	0.000	0.000	0.000	0.000	0.000	0.000
Average	0.000	0.000	0.000	0.000	0.000	0.000	0.000
Max	0.000	0.000	0.000	0.000	0.000	0.000	0.000
UL	0.011	0.011	0.011	0.011	0.011	0.011	0.011



HDR Report  
TPS7H1111-SEP


28.221_ACCURACY /Voltage_Ac		
Test Site	Dallas	Dallas
Tester	ETS-364	ETS-364
Test Number	EB6938	EB6938
Unit		
Max Limit	0.011	0.011
Min Limit	-0.013	-0.013

krad	Serial #	Pre	Post	Delta
21	1	0.000	0.000	0.000
21	2	0.000	0.000	0.000
21	3	0.000	0.000	0.000
21	4	0.000	0.000	0.000
21	5	0.000	0.000	0.000
20	17	0.000	0.000	0.000
20	19	0.000	0.000	0.000
20	20	0.000	0.000	0.000
20	21	0.000	0.000	0.000
20	23	0.000	0.000	0.000
31	6	0.000	0.000	0.000
31	7	0.000	0.000	0.000
31	8	0.000	0.000	0.000
31	9	0.000	0.000	0.000
31	10	0.000	0.000	0.000
30	24	0.000	0.000	0.000
30	25	0.000	0.000	0.000
30	26	0.000	0.000	0.000
30	27	0.000	0.000	0.000
30	29	0.000	0.000	0.000
51	11	0.000	0.000	0.000
51	12	0.000	0.000	0.000
51	13	0.000	0.000	0.000
51	15	0.000	0.000	0.000
51	16	0.000	0.000	0.000
50	30	0.000	0.000	0.000
50	32	0.000	0.000	0.000
50	39	0.000	0.000	0.000
50	40	0.000	0.000	0.000
50	41	0.000	0.000	0.000
0	61	0.000	0.000	0.000
0	62	0.000	0.000	0.000
0	63	0.000	0.000	0.000
0	64	0.000	0.000	0.000
Max		0.000	0.000	0.000
Average		0.000	0.000	0.000
Min		0.000	0.000	0.000
Std Dev		0.000	0.000	0.000



28.221_ACCURACY /Voltage_A	
Test Site	Dallas
Tester	ETS-364
Test Number	EB6938
Max Limit	0.011
Min Limit	-0.013

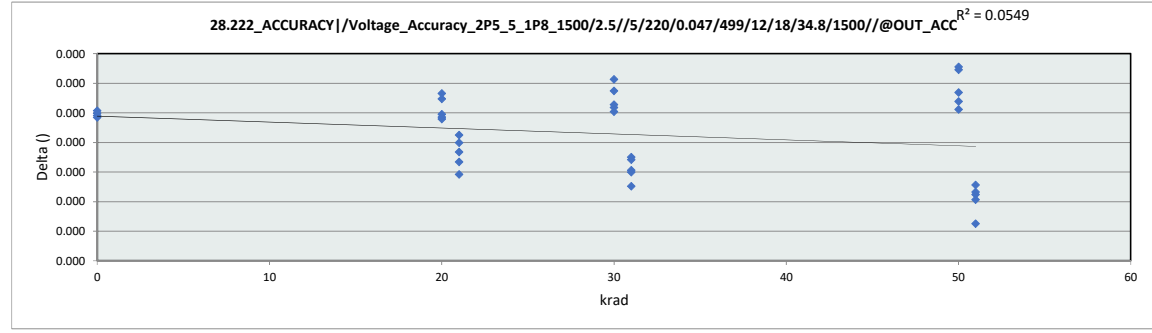
krad	0	20	21	30	31	50	51
LL	-0.013	-0.013	-0.013	-0.013	-0.013	-0.013	-0.013
Min	0.000	0.000	0.000	0.000	0.000	0.000	0.000
Average	0.000	0.000	0.000	0.000	0.000	0.000	0.000
Max	0.000	0.000	0.000	0.000	0.000	0.000	0.000
UL	0.011	0.011	0.011	0.011	0.011	0.011	0.011



HDR Report  
TPS7H1111-SEP


28.222_ACCURACY /Voltage_Ac		
Test Site	Dallas	Dallas
Tester	ETS-364	ETS-364
Test Number	EB6938	EB6938
Unit		
Max Limit	0.011	0.011
Min Limit	-0.013	-0.013

krad	Serial #	Pre	Post	Delta
21	1	0.000	0.000	0.000
21	2	0.000	0.000	0.000
21	3	0.000	0.000	0.000
21	4	0.000	0.000	0.000
21	5	0.000	0.000	0.000
20	17	0.000	0.000	0.000
20	19	0.000	0.000	0.000
20	20	0.000	0.000	0.000
20	21	0.000	0.000	0.000
20	23	0.000	0.000	0.000
31	6	0.000	0.000	0.000
31	7	0.000	0.000	0.000
31	8	0.000	0.000	0.000
31	9	0.000	0.000	0.000
31	10	0.000	0.000	0.000
30	24	0.000	0.000	0.000
30	25	0.000	0.000	0.000
30	26	0.000	0.000	0.000
30	27	0.000	0.000	0.000
30	29	0.000	0.000	0.000
51	11	0.000	0.000	0.000
51	12	0.000	0.000	0.000
51	13	0.000	0.000	0.000
51	15	0.000	0.000	0.000
51	16	0.000	0.000	0.000
50	30	0.000	0.000	0.000
50	32	0.000	0.000	0.000
50	39	0.000	0.000	0.000
50	40	0.000	0.000	0.000
50	41	0.000	0.000	0.000
0	61	0.000	0.000	0.000
0	62	0.000	0.000	0.000
0	63	0.000	0.000	0.000
0	64	0.000	0.000	0.000
Max		0.000	0.000	0.000
Average		0.000	0.000	0.000
Min		0.000	0.000	0.000
Std Dev		0.000	0.000	0.000



28.222_ACCURACY /Voltage_A		
Test Site	Dallas	
Tester	ETS-364	
Test Number	EB6938	
Max Limit	0.011	
Min Limit	-0.013	

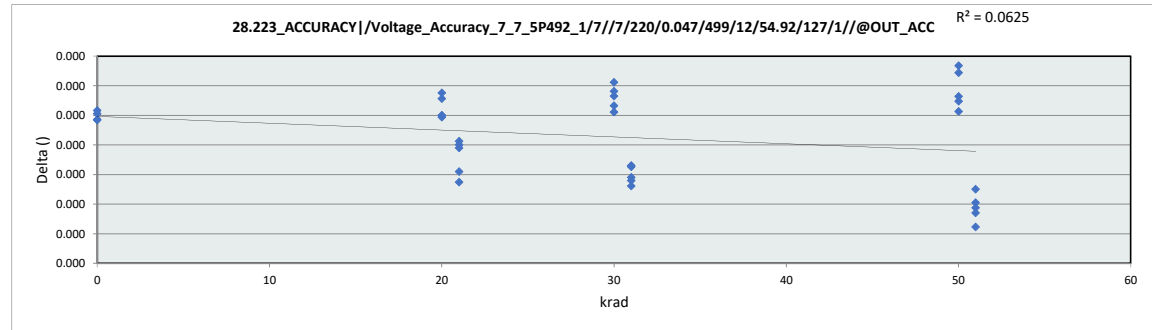
krad	0	20	21	30	31	50	51
LL	-0.013	-0.013	-0.013	-0.013	-0.013	-0.013	-0.013
Min	0.000	0.000	0.000	0.000	0.000	0.000	0.000
Average	0.000	0.000	0.000	0.000	0.000	0.000	0.000
Max	0.000	0.000	0.000	0.000	0.000	0.000	0.000
UL	0.011	0.011	0.011	0.011	0.011	0.011	0.011



# HDR Report TPS7H1111-SEP

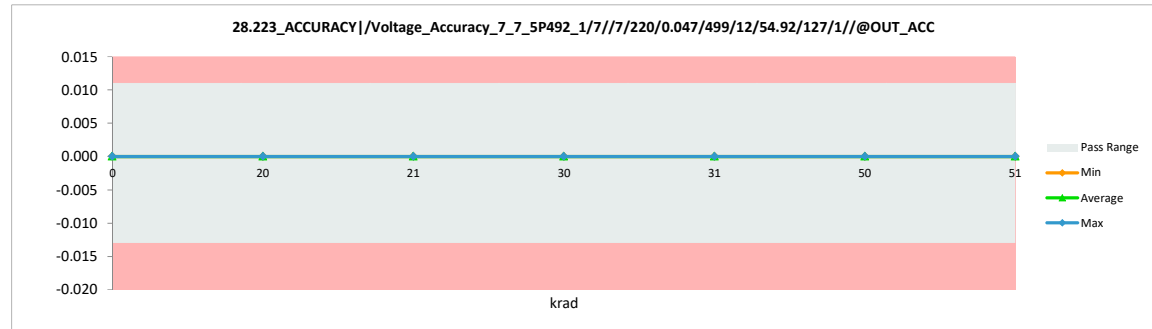
28.223_ACCURACY /Voltage_Ac		
Test Site	Dallas	Dallas
Tester	ETS-364	ETS-364
Test Number	EB6938	EB6938
Unit		
Max Limit	0.011	0.011
Min Limit	-0.013	-0.013

krad	Serial #	Pre	Post	Delta
21	1	0.000	0.000	0.000
21	2	0.000	0.000	0.000
21	3	0.000	0.000	0.000
21	4	0.000	0.000	0.000
21	5	0.000	0.000	0.000
20	17	0.000	0.000	0.000
20	19	0.000	0.000	0.000
20	20	0.000	0.000	0.000
20	21	0.000	0.000	0.000
20	23	0.000	0.000	0.000
31	6	0.000	0.000	0.000
31	7	0.000	0.000	0.000
31	8	0.000	0.000	0.000
31	9	0.000	0.000	0.000
31	10	0.000	0.000	0.000
30	24	0.000	0.000	0.000
30	25	0.000	0.000	0.000
30	26	0.000	0.000	0.000
30	27	0.000	0.000	0.000
30	29	0.000	0.000	0.000
51	11	0.000	0.000	0.000
51	12	0.000	0.000	0.000
51	13	0.000	0.000	0.000
51	15	0.000	0.000	0.000
51	16	0.000	0.000	0.000
50	30	0.000	0.000	0.000
50	32	0.000	0.000	0.000
50	39	0.000	0.000	0.000
50	40	0.000	0.000	0.000
50	41	0.000	0.000	0.000
0	61	0.000	0.000	0.000
0	62	0.000	0.000	0.000
0	63	0.000	0.000	0.000
0	64	0.000	0.000	0.000
Max		0.000	0.000	0.000
Average		0.000	0.000	0.000
Min		0.000	0.000	0.000
Std Dev		0.000	0.000	0.000



28.223_ACCURACY /Voltage_A							
Test Site	Dallas						
Tester	ETS-364						
Test Number	EB6938						
Max Limit	0.011						
Min Limit	-0.013						

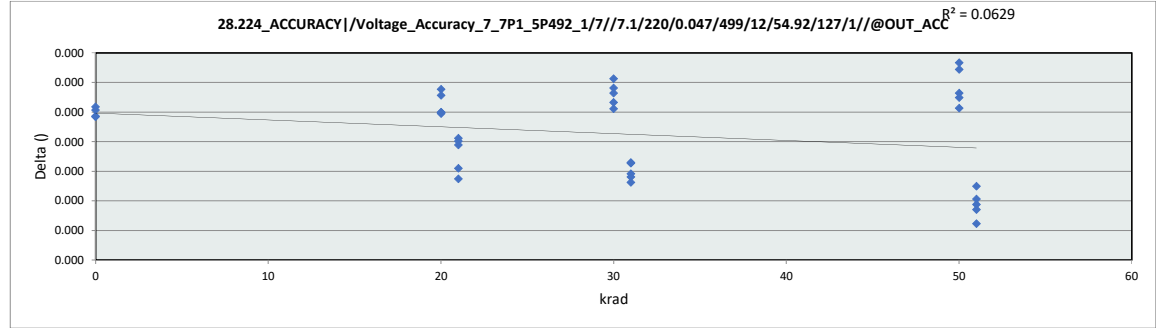
	0	20	21	30	31	50	51
LL	-0.013	-0.013	-0.013	-0.013	-0.013	-0.013	-0.013
Min	0.000	0.000	0.000	0.000	0.000	0.000	0.000
Average	0.000	0.000	0.000	0.000	0.000	0.000	0.000
Max	0.000	0.000	0.000	0.000	0.000	0.000	0.000
UL	0.011	0.011	0.011	0.011	0.011	0.011	0.011



HDR Report  
TPS7H1111-SEP

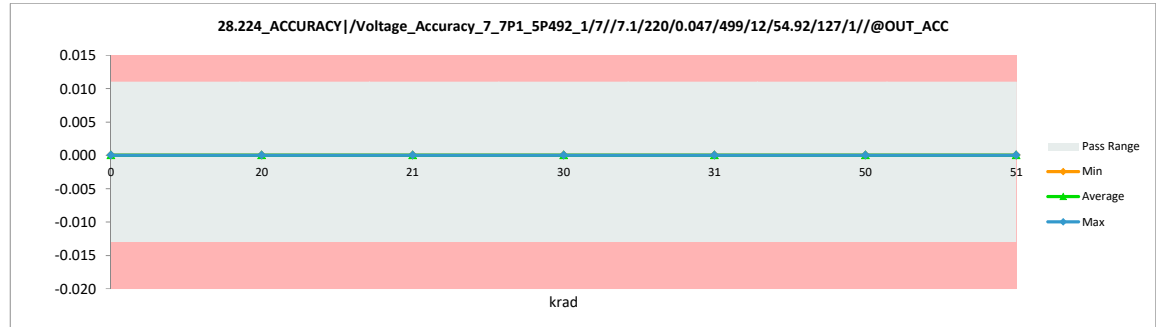
28.224_ACCURACY /Voltage_Ac		
Test Site	Dallas	Dallas
Tester	ETS-364	ETS-364
Test Number	EB6938	EB6938
Unit		
Max Limit	0.011	0.011
Min Limit	-0.013	-0.013

krad	Serial #	Pre	Post	Delta
21	1	0.000	0.000	0.000
21	2	0.000	0.000	0.000
21	3	0.000	0.000	0.000
21	4	0.000	0.000	0.000
21	5	0.000	0.000	0.000
20	17	0.000	0.000	0.000
20	19	0.000	0.000	0.000
20	20	0.000	0.000	0.000
20	21	0.000	0.000	0.000
20	23	0.000	0.000	0.000
31	6	0.000	0.000	0.000
31	7	0.000	0.000	0.000
31	8	0.000	0.000	0.000
31	9	0.000	0.000	0.000
31	10	0.000	0.000	0.000
30	24	0.000	0.000	0.000
30	25	0.000	0.000	0.000
30	26	0.000	0.000	0.000
30	27	0.000	0.000	0.000
30	29	0.000	0.000	0.000
51	11	0.000	0.000	0.000
51	12	0.000	0.000	0.000
51	13	0.000	0.000	0.000
51	15	0.000	0.000	0.000
51	16	0.000	0.000	0.000
50	30	0.000	0.000	0.000
50	32	0.000	0.000	0.000
50	39	0.000	0.000	0.000
50	40	0.000	0.000	0.000
50	41	0.000	0.000	0.000
0	61	0.000	0.000	0.000
0	62	0.000	0.000	0.000
0	63	0.000	0.000	0.000
0	64	0.000	0.000	0.000
Max		0.000	0.000	0.000
Average		0.000	0.000	0.000
Min		0.000	0.000	0.000
Std Dev		0.000	0.000	0.000



28.224_ACCURACY /Voltage_A							
Test Site	Dallas						
Tester	ETS-364						
Test Number	EB6938						
Max Limit	0.011						
Min Limit	-0.013						

krad	0	20	21	30	31	50	51
LL	-0.013	-0.013	-0.013	-0.013	-0.013	-0.013	-0.013
Min	0.000	0.000	0.000	0.000	0.000	0.000	0.000
Average	0.000	0.000	0.000	0.000	0.000	0.000	0.000
Max	0.000	0.000	0.000	0.000	0.000	0.000	0.000
UL	0.011	0.011	0.011	0.011	0.011	0.011	0.011

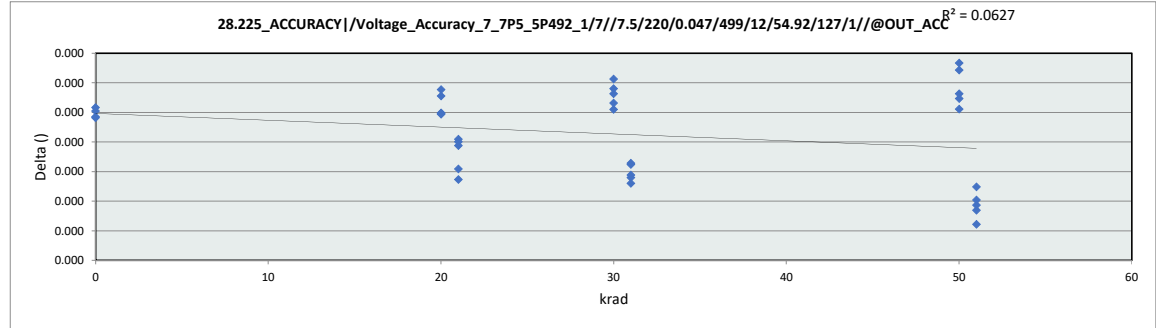




HDR Report  
TPS7H1111-SEP

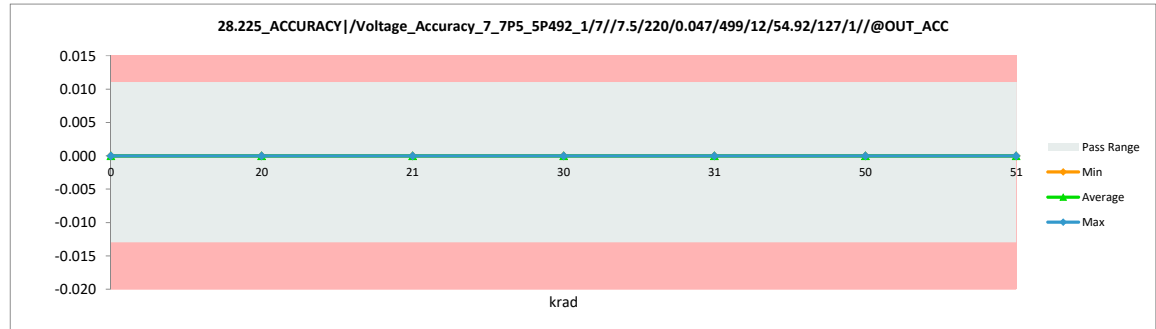
28.225_ACCURACY /Voltage_Ac		
Test Site	Dallas	Dallas
Tester	ETS-364	ETS-364
Test Number	EB6938	EB6938
Unit		
Max Limit	0.011	0.011
Min Limit	-0.013	-0.013

krad	Serial #	Pre	Post	Delta
21	1	0.000	0.000	0.000
21	2	0.000	0.000	0.000
21	3	0.000	0.000	0.000
21	4	0.000	0.000	0.000
21	5	0.000	0.000	0.000
20	17	0.000	0.000	0.000
20	19	0.000	0.000	0.000
20	20	0.000	0.000	0.000
20	21	0.000	0.000	0.000
20	23	0.000	0.000	0.000
31	6	0.000	0.000	0.000
31	7	0.000	0.000	0.000
31	8	0.000	0.000	0.000
31	9	0.000	0.000	0.000
31	10	0.000	0.000	0.000
30	24	0.000	0.000	0.000
30	25	0.000	0.000	0.000
30	26	0.000	0.000	0.000
30	27	0.000	0.000	0.000
30	29	0.000	0.000	0.000
51	11	0.000	0.000	0.000
51	12	0.000	0.000	0.000
51	13	0.000	0.000	0.000
51	15	0.000	0.000	0.000
51	16	0.000	0.000	0.000
50	30	0.000	0.000	0.000
50	32	0.000	0.000	0.000
50	39	0.000	0.000	0.000
50	40	0.000	0.000	0.000
50	41	0.000	0.000	0.000
0	61	0.000	0.000	0.000
0	62	0.000	0.000	0.000
0	63	0.000	0.000	0.000
0	64	0.000	0.000	0.000
Max		0.000	0.000	0.000
Average		0.000	0.000	0.000
Min		0.000	0.000	0.000
Std Dev		0.000	0.000	0.000



28.225_ACCURACY /Voltage_A							
Test Site	Dallas						
Tester	ETS-364						
Test Number	EB6938						
Max Limit	0.011						
Min Limit	-0.013						

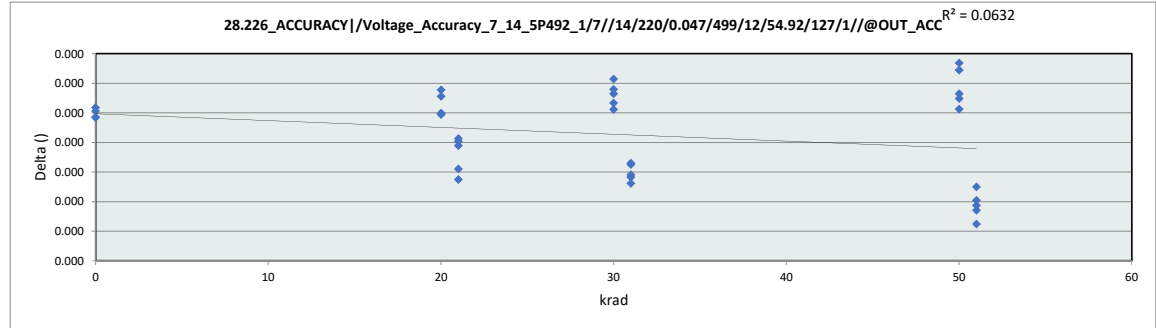
krad	0	20	21	30	31	50	51
LL	-0.013	-0.013	-0.013	-0.013	-0.013	-0.013	-0.013
Min	0.000	0.000	0.000	0.000	0.000	0.000	0.000
Average	0.000	0.000	0.000	0.000	0.000	0.000	0.000
Max	0.000	0.000	0.000	0.000	0.000	0.000	0.000
UL	0.011	0.011	0.011	0.011	0.011	0.011	0.011



HDR Report  
TPS7H1111-SEP

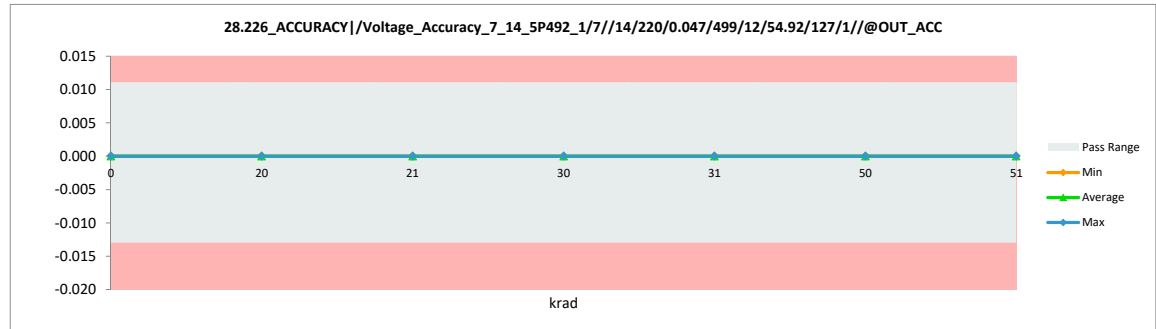
28.226_ACCURACY /Voltage_Ac		
Test Site	Dallas	Dallas
Tester	ETS-364	ETS-364
Test Number	EB6938	EB6938
Unit		
Max Limit	0.011	0.011
Min Limit	-0.013	-0.013

krad	Serial #	Pre	Post	Delta
21	1	0.000	0.000	0.000
21	2	0.000	0.000	0.000
21	3	0.000	0.000	0.000
21	4	0.000	0.000	0.000
21	5	0.000	0.000	0.000
20	17	0.000	0.000	0.000
20	19	0.000	0.000	0.000
20	20	0.000	0.000	0.000
20	21	0.000	0.000	0.000
20	23	0.000	0.000	0.000
31	6	0.000	0.000	0.000
31	7	0.000	0.000	0.000
31	8	0.000	0.000	0.000
31	9	0.000	0.000	0.000
31	10	0.000	0.000	0.000
30	24	0.000	0.000	0.000
30	25	0.000	0.000	0.000
30	26	0.000	0.000	0.000
30	27	0.000	0.000	0.000
30	29	0.000	0.000	0.000
51	11	0.000	0.000	0.000
51	12	0.000	0.000	0.000
51	13	0.000	0.000	0.000
51	15	0.000	0.000	0.000
51	16	0.000	0.000	0.000
50	30	0.000	0.000	0.000
50	32	0.000	0.000	0.000
50	39	0.000	0.000	0.000
50	40	0.000	0.000	0.000
50	41	0.000	0.000	0.000
0	61	0.000	0.000	0.000
0	62	0.000	0.000	0.000
0	63	0.000	0.000	0.000
0	64	0.000	0.000	0.000
Max		0.000	0.000	0.000
Average		0.000	0.000	0.000
Min		0.000	0.000	0.000
Std Dev		0.000	0.000	0.000



28.226_ACCURACY /Voltage_A	
Test Site	Dallas
Tester	ETS-364
Test Number	EB6938
Max Limit	0.011
Min Limit	-0.013

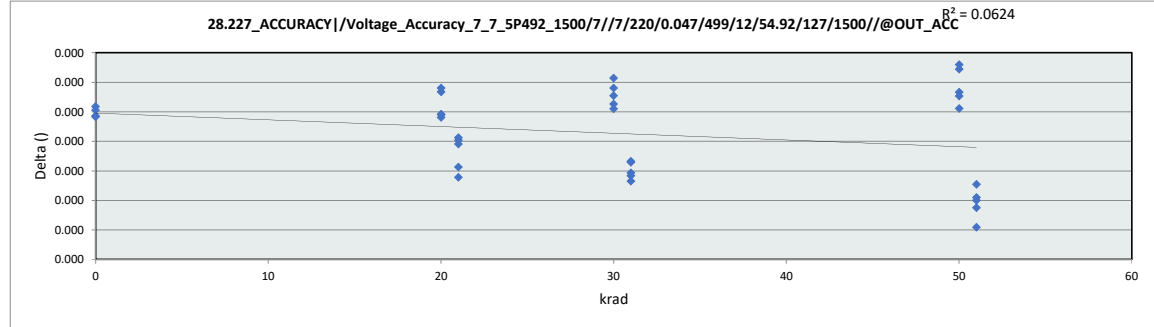
krad	0	20	21	30	31	50	51
LL	-0.013	-0.013	-0.013	-0.013	-0.013	-0.013	-0.013
Min	0.000	0.000	0.000	0.000	0.000	0.000	0.000
Average	0.000	0.000	0.000	0.000	0.000	0.000	0.000
Max	0.000	0.000	0.000	0.000	0.000	0.000	0.000
UL	0.011	0.011	0.011	0.011	0.011	0.011	0.011



HDR Report  
TPS7H1111-SEP

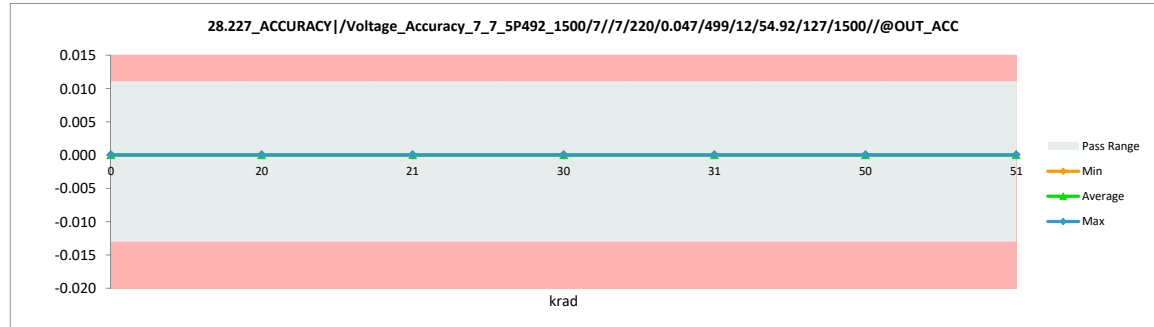
28.227_ACCURACY /Voltage_Ac		
Test Site	Dallas	Dallas
Tester	ETS-364	ETS-364
Test Number	EB6938	EB6938
Unit		
Max Limit	0.011	0.011
Min Limit	-0.013	-0.013

krad	Serial #	Pre	Post	Delta
21	1	0.000	0.000	0.000
21	2	0.000	0.000	0.000
21	3	0.000	0.000	0.000
21	4	0.000	0.000	0.000
21	5	0.000	0.000	0.000
20	17	0.000	0.000	0.000
20	19	0.000	0.000	0.000
20	20	0.000	0.000	0.000
20	21	0.000	0.000	0.000
20	23	0.000	0.000	0.000
31	6	0.000	0.000	0.000
31	7	0.000	0.000	0.000
31	8	0.000	0.000	0.000
31	9	0.000	0.000	0.000
31	10	0.000	0.000	0.000
30	24	0.000	0.000	0.000
30	25	0.000	0.000	0.000
30	26	0.000	0.000	0.000
30	27	0.000	0.000	0.000
30	29	0.000	0.000	0.000
51	11	0.000	0.000	0.000
51	12	0.000	0.000	0.000
51	13	0.000	0.000	0.000
51	15	0.000	0.000	0.000
51	16	0.000	0.000	0.000
50	30	0.000	0.000	0.000
50	32	0.000	0.000	0.000
50	39	0.000	0.000	0.000
50	40	0.000	0.000	0.000
50	41	0.000	0.000	0.000
0	61	0.000	0.000	0.000
0	62	0.000	0.000	0.000
0	63	0.000	0.000	0.000
0	64	0.000	0.000	0.000
Max		0.000	0.000	0.000
Average		0.000	0.000	0.000
Min		0.000	0.000	0.000
Std Dev		0.000	0.000	0.000



28.227_ACCURACY /Voltage_A							
Test Site	Dallas						
Tester	ETS-364						
Test Number	EB6938						
Max Limit	0.011						
Min Limit	-0.013						

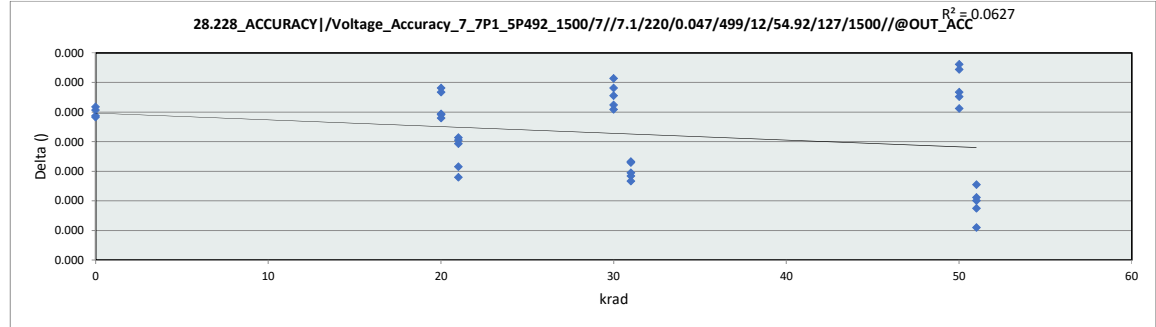
krad	0	20	21	30	31	50	51
LL	-0.013	-0.013	-0.013	-0.013	-0.013	-0.013	-0.013
Min	0.000	0.000	0.000	0.000	0.000	0.000	0.000
Average	0.000	0.000	0.000	0.000	0.000	0.000	0.000
Max	0.000	0.000	0.000	0.000	0.000	0.000	0.000
UL	0.011	0.011	0.011	0.011	0.011	0.011	0.011



HDR Report  
TPS7H1111-SEP

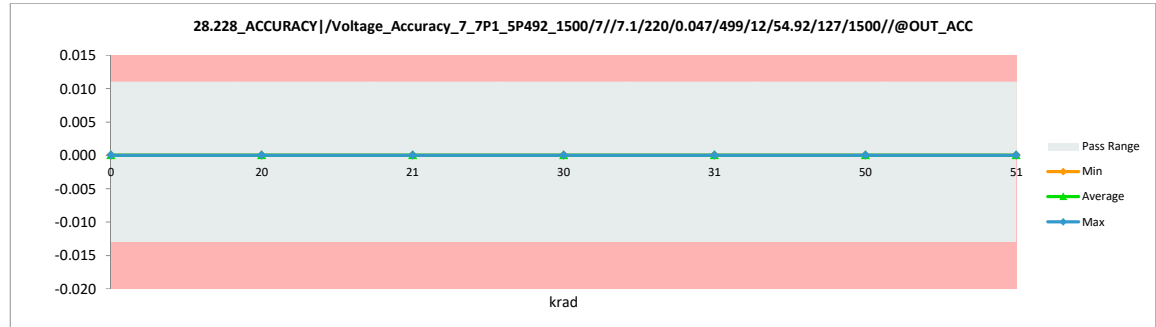
28.228_ACCURACY /Voltage_Ac		
Test Site	Dallas	Dallas
Tester	ETS-364	ETS-364
Test Number	EB6938	EB6938
Unit		
Max Limit	0.011	0.011
Min Limit	-0.013	-0.013

krad	Serial #	Pre	Post	Delta
21	1	0.000	0.000	0.000
21	2	0.000	0.000	0.000
21	3	0.000	0.000	0.000
21	4	0.000	0.000	0.000
21	5	0.000	0.000	0.000
20	17	0.000	0.000	0.000
20	19	0.000	0.000	0.000
20	20	0.000	0.000	0.000
20	21	0.000	0.000	0.000
20	23	0.000	0.000	0.000
31	6	0.000	0.000	0.000
31	7	0.000	0.000	0.000
31	8	0.000	0.000	0.000
31	9	0.000	0.000	0.000
31	10	0.000	0.000	0.000
30	24	0.000	0.000	0.000
30	25	0.000	0.000	0.000
30	26	0.000	0.000	0.000
30	27	0.000	0.000	0.000
30	29	0.000	0.000	0.000
51	11	0.000	0.000	0.000
51	12	0.000	0.000	0.000
51	13	0.000	0.000	0.000
51	15	0.000	0.000	0.000
51	16	0.000	0.000	0.000
50	30	0.000	0.000	0.000
50	32	0.000	0.000	0.000
50	39	0.000	0.000	0.000
50	40	0.000	0.000	0.000
50	41	0.000	0.000	0.000
0	61	0.000	0.000	0.000
0	62	0.000	0.000	0.000
0	63	0.000	0.000	0.000
0	64	0.000	0.000	0.000
Max		0.000	0.000	0.000
Average		0.000	0.000	0.000
Min		0.000	0.000	0.000
Std Dev		0.000	0.000	0.000



28.228_ACCURACY /Voltage_A							
Test Site	Dallas						
Tester	ETS-364						
Test Number	EB6938						
Max Limit	0.011						
Min Limit	-0.013						

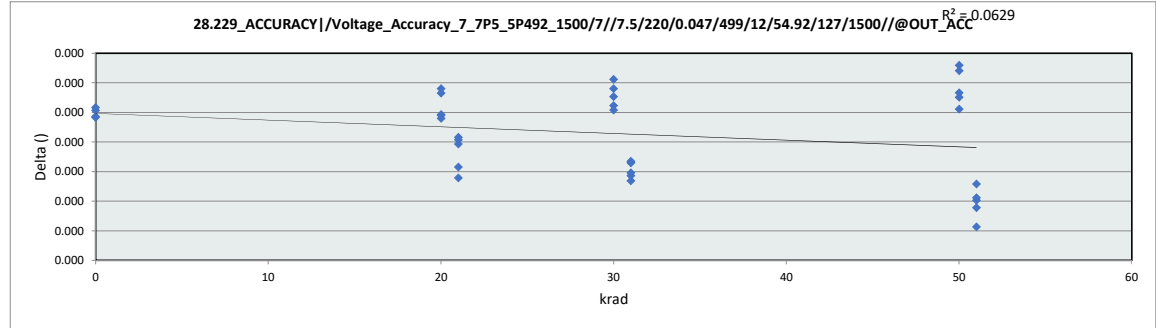
krad	0	20	21	30	31	50	51
LL	-0.013	-0.013	-0.013	-0.013	-0.013	-0.013	-0.013
Min	0.000	0.000	0.000	0.000	0.000	0.000	0.000
Average	0.000	0.000	0.000	0.000	0.000	0.000	0.000
Max	0.000	0.000	0.000	0.000	0.000	0.000	0.000
UL	0.011	0.011	0.011	0.011	0.011	0.011	0.011



HDR Report  
TPS7H1111-SEP

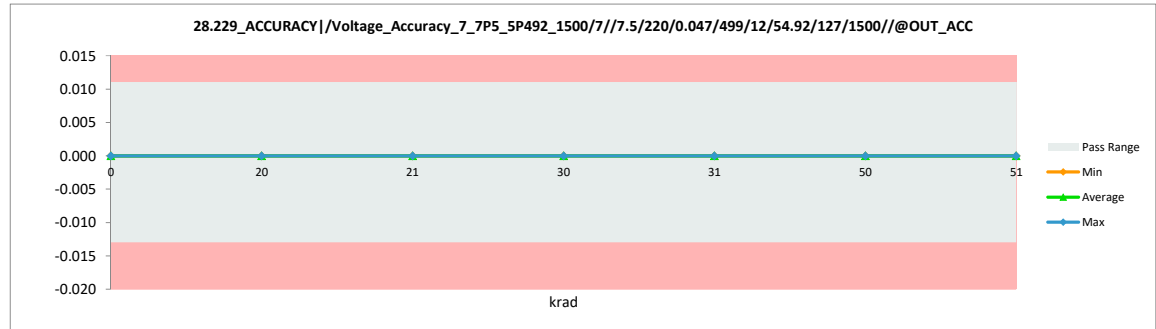
28.229_ACCURACY /Voltage_Ac		
Test Site	Dallas	Dallas
Tester	ETS-364	ETS-364
Test Number	EB6938	EB6938
Unit		
Max Limit	0.011	0.011
Min Limit	-0.013	-0.013

krad	Serial #	Pre	Post	Delta
21	1	0.000	0.000	0.000
21	2	0.000	0.000	0.000
21	3	0.000	0.000	0.000
21	4	0.000	0.000	0.000
21	5	0.000	0.000	0.000
20	17	0.000	0.000	0.000
20	19	0.000	0.000	0.000
20	20	0.000	0.000	0.000
20	21	0.000	0.000	0.000
20	23	0.000	0.000	0.000
31	6	0.000	0.000	0.000
31	7	0.000	0.000	0.000
31	8	0.000	0.000	0.000
31	9	0.000	0.000	0.000
31	10	0.000	0.000	0.000
30	24	0.000	0.000	0.000
30	25	0.000	0.000	0.000
30	26	0.000	0.000	0.000
30	27	0.000	0.000	0.000
30	29	0.000	0.000	0.000
51	11	0.000	0.000	0.000
51	12	0.000	0.000	0.000
51	13	0.000	0.000	0.000
51	15	0.000	0.000	0.000
51	16	0.000	0.000	0.000
50	30	0.000	0.000	0.000
50	32	0.000	0.000	0.000
50	39	0.000	0.000	0.000
50	40	0.000	0.000	0.000
50	41	0.000	0.000	0.000
0	61	0.000	0.000	0.000
0	62	0.000	0.000	0.000
0	63	0.000	0.000	0.000
0	64	0.000	0.000	0.000
Max		0.000	0.000	0.000
Average		0.000	0.000	0.000
Min		0.000	0.000	0.000
Std Dev		0.000	0.000	0.000



28.229_ACCURACY /Voltage_A							
Test Site	Dallas						
Tester	ETS-364						
Test Number	EB6938						
Max Limit	0.011						
Min Limit	-0.013						

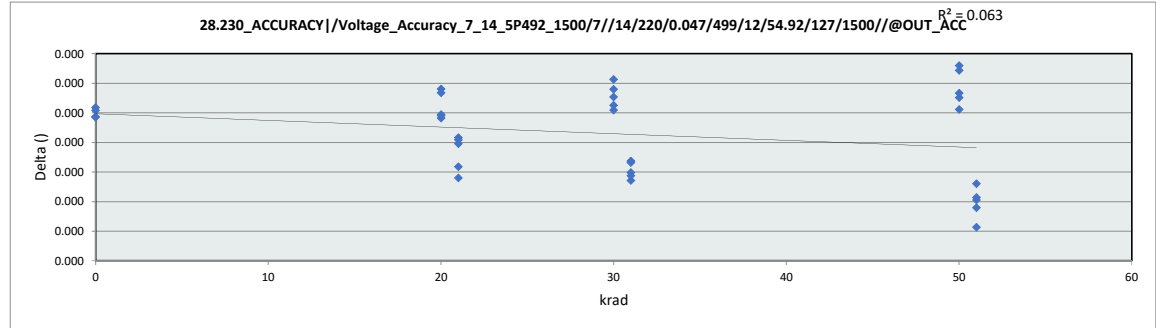
krad	0	20	21	30	31	50	51
LL	-0.013	-0.013	-0.013	-0.013	-0.013	-0.013	-0.013
Min	0.000	0.000	0.000	0.000	0.000	0.000	0.000
Average	0.000	0.000	0.000	0.000	0.000	0.000	0.000
Max	0.000	0.000	0.000	0.000	0.000	0.000	0.000
UL	0.011	0.011	0.011	0.011	0.011	0.011	0.011



HDR Report  
TPS7H1111-SEP

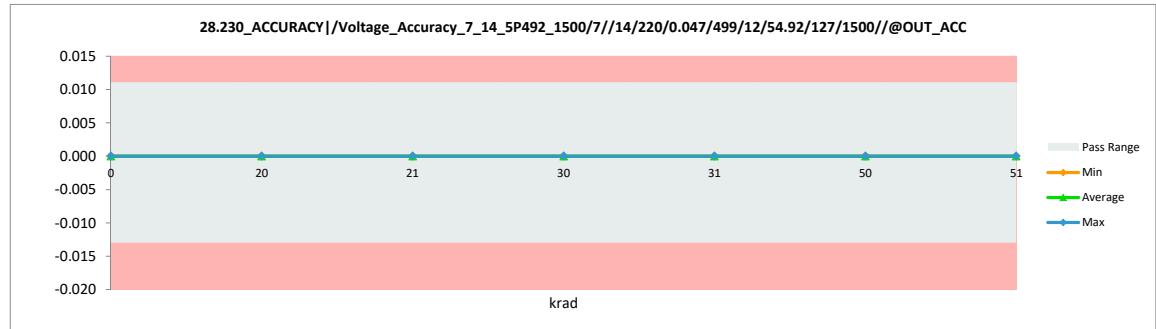
28.230_ACCURACY /Voltage_Ac		
Test Site	Dallas	Dallas
Tester	ETS-364	ETS-364
Test Number	EB6938	EB6938
Unit		
Max Limit	0.011	0.011
Min Limit	-0.013	-0.013

krad	Serial #	Pre	Post	Delta
21	1	0.000	0.000	0.000
21	2	0.000	0.000	0.000
21	3	0.000	0.000	0.000
21	4	0.000	0.000	0.000
21	5	0.000	0.000	0.000
20	17	0.000	0.000	0.000
20	19	0.000	0.000	0.000
20	20	0.000	0.000	0.000
20	21	0.000	0.000	0.000
20	23	0.000	0.000	0.000
31	6	0.000	0.000	0.000
31	7	0.000	0.000	0.000
31	8	0.000	0.000	0.000
31	9	0.000	0.000	0.000
31	10	0.000	0.000	0.000
30	24	0.000	0.000	0.000
30	25	0.000	0.000	0.000
30	26	0.000	0.000	0.000
30	27	0.000	0.000	0.000
30	29	0.000	0.000	0.000
51	11	0.000	0.000	0.000
51	12	0.000	0.000	0.000
51	13	0.000	0.000	0.000
51	15	0.000	0.000	0.000
51	16	0.000	0.000	0.000
50	30	0.000	0.000	0.000
50	32	0.000	0.000	0.000
50	39	0.000	0.000	0.000
50	40	0.000	0.000	0.000
50	41	0.000	0.000	0.000
0	61	0.000	0.000	0.000
0	62	0.000	0.000	0.000
0	63	0.000	0.000	0.000
0	64	0.000	0.000	0.000
Max		0.000	0.000	0.000
Average		0.000	0.000	0.000
Min		0.000	0.000	0.000
Std Dev		0.000	0.000	0.000



28.230_ACCURACY /Voltage_A							
Test Site	Dallas						
Tester	ETS-364						
Test Number	EB6938						
Max Limit	0.011						
Min Limit	-0.013						

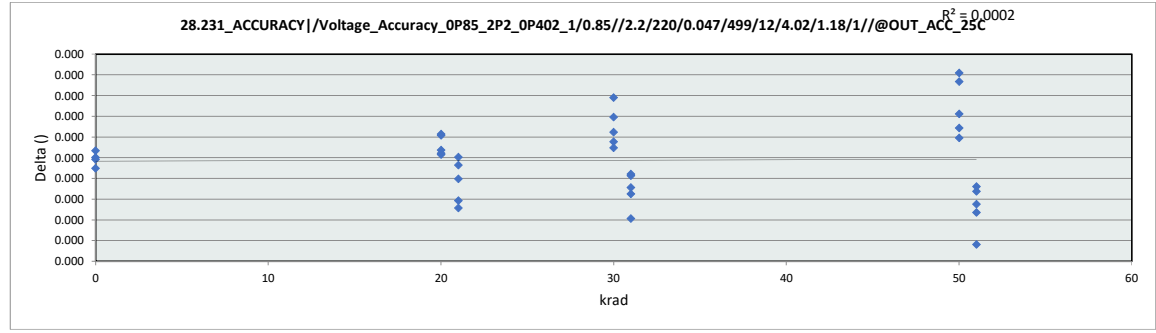
krad	0	20	21	30	31	50	51
LL	-0.013	-0.013	-0.013	-0.013	-0.013	-0.013	-0.013
Min	0.000	0.000	0.000	0.000	0.000	0.000	0.000
Average	0.000	0.000	0.000	0.000	0.000	0.000	0.000
Max	0.000	0.000	0.000	0.000	0.000	0.000	0.000
UL	0.011	0.011	0.011	0.011	0.011	0.011	0.011



HDR Report  
TPS7H1111-SEP

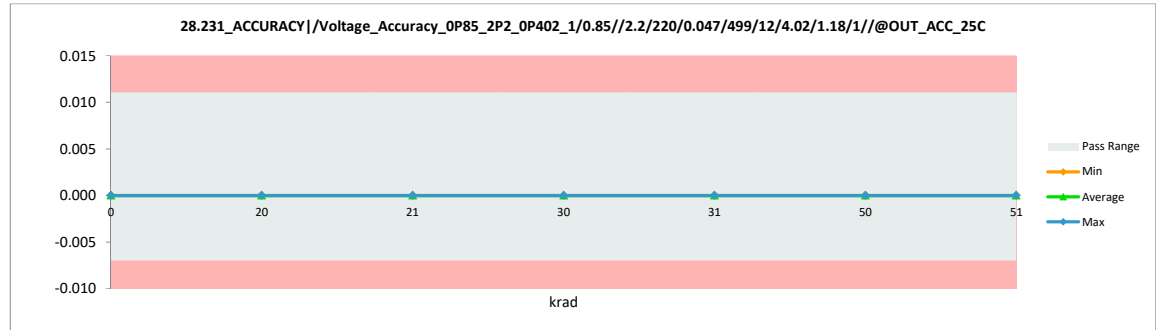
28.231_ACCURACY /Voltage_Ac		
Test Site	Dallas	Dallas
Tester	ETS-364	ETS-364
Test Number	EB6938	EB6938
Unit		
Max Limit	0.011	0.011
Min Limit	-0.007	-0.007

krad	Serial #	Pre	Post	Delta
21	1	0.000	0.000	0.000
21	2	0.000	0.000	0.000
21	3	0.000	0.000	0.000
21	4	0.000	0.000	0.000
21	5	0.000	0.000	0.000
20	17	0.000	0.000	0.000
20	19	0.000	0.000	0.000
20	20	0.000	0.000	0.000
20	21	0.000	0.000	0.000
20	23	0.000	0.000	0.000
31	6	0.000	0.000	0.000
31	7	0.000	0.000	0.000
31	8	0.000	0.000	0.000
31	9	0.000	0.000	0.000
31	10	0.000	0.000	0.000
30	24	0.000	0.000	0.000
30	25	0.000	0.000	0.000
30	26	0.000	0.000	0.000
30	27	0.000	0.000	0.000
30	29	0.000	0.000	0.000
51	11	0.000	0.000	0.000
51	12	0.000	0.000	0.000
51	13	0.000	0.000	0.000
51	15	0.000	0.000	0.000
51	16	0.000	0.000	0.000
50	30	0.000	0.000	0.000
50	32	0.000	0.000	0.000
50	39	0.000	0.000	0.000
50	40	0.000	0.000	0.000
50	41	0.000	0.000	0.000
0	61	0.000	0.000	0.000
0	62	0.000	0.000	0.000
0	63	0.000	0.000	0.000
0	64	0.000	0.000	0.000
Max		0.000	0.000	0.000
Average		0.000	0.000	0.000
Min		0.000	0.000	0.000
Std Dev		0.000	0.000	0.000



28.231_ACCURACY /Voltage_A							
Test Site	Dallas						
Tester	ETS-364						
Test Number	EB6938						
Max Limit	0.011						
Min Limit	-0.007						

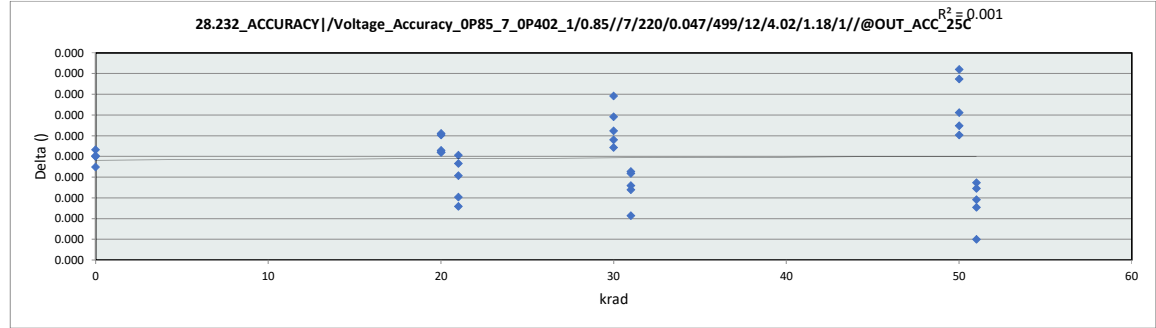
krad	0	20	21	30	31	50	51
LL	-0.007	-0.007	-0.007	-0.007	-0.007	-0.007	-0.007
Min	0.000	0.000	0.000	0.000	0.000	0.000	0.000
Average	0.000	0.000	0.000	0.000	0.000	0.000	0.000
Max	0.000	0.000	0.000	0.000	0.000	0.000	0.000
UL	0.011	0.011	0.011	0.011	0.011	0.011	0.011



HDR Report  
TPS7H1111-SEP

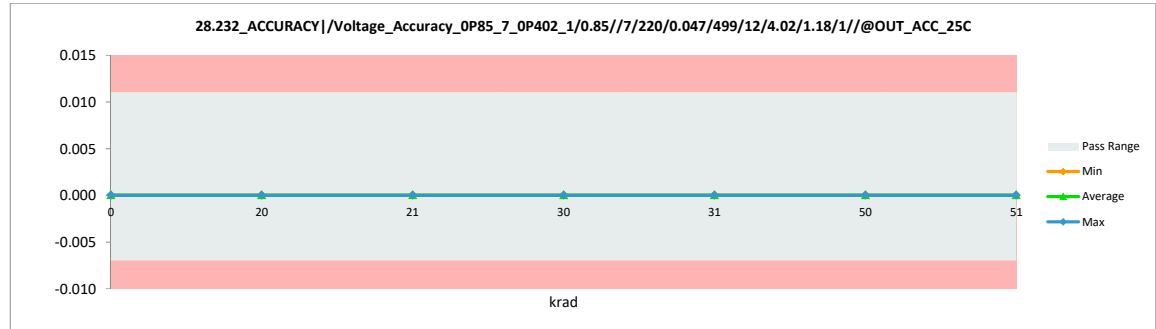
28.232_ACCURACY /Voltage_Ac		
Test Site	Dallas	Dallas
Tester	ETS-364	ETS-364
Test Number	EB6938	EB6938
Unit		
Max Limit	0.011	0.011
Min Limit	-0.007	-0.007

krad	Serial #	Pre	Post	Delta
21	1	0.000	0.000	0.000
21	2	0.000	0.000	0.000
21	3	0.000	0.000	0.000
21	4	0.000	0.000	0.000
21	5	0.000	0.000	0.000
20	17	0.000	0.000	0.000
20	19	0.000	0.000	0.000
20	20	0.000	0.000	0.000
20	21	0.000	0.000	0.000
20	23	0.000	0.000	0.000
31	6	0.000	0.000	0.000
31	7	0.000	0.000	0.000
31	8	0.000	0.000	0.000
31	9	0.000	0.000	0.000
31	10	0.000	0.000	0.000
30	24	0.000	0.000	0.000
30	25	0.000	0.000	0.000
30	26	0.000	0.000	0.000
30	27	0.000	0.000	0.000
30	29	0.000	0.000	0.000
51	11	0.000	0.000	0.000
51	12	0.000	0.000	0.000
51	13	0.000	0.000	0.000
51	15	0.000	0.000	0.000
51	16	0.000	0.000	0.000
50	30	0.000	0.000	0.000
50	32	0.000	0.000	0.000
50	39	0.000	0.000	0.000
50	40	0.000	0.000	0.000
50	41	0.000	0.000	0.000
0	61	0.000	0.000	0.000
0	62	0.000	0.000	0.000
0	63	0.000	0.000	0.000
0	64	0.000	0.000	0.000
Max		0.000	0.000	0.000
Average		0.000	0.000	0.000
Min		0.000	0.000	0.000
Std Dev		0.000	0.000	0.000



28.232_ACCURACY /Voltage_A							
Test Site	Dallas						
Tester	ETS-364						
Test Number	EB6938						
Max Limit	0.011						
Min Limit	-0.007						

krad	0	20	21	30	31	50	51
LL	-0.007	-0.007	-0.007	-0.007	-0.007	-0.007	-0.007
Min	0.000	0.000	0.000	0.000	0.000	0.000	0.000
Average	0.000	0.000	0.000	0.000	0.000	0.000	0.000
Max	0.000	0.000	0.000	0.000	0.000	0.000	0.000
UL	0.011	0.011	0.011	0.011	0.011	0.011	0.011

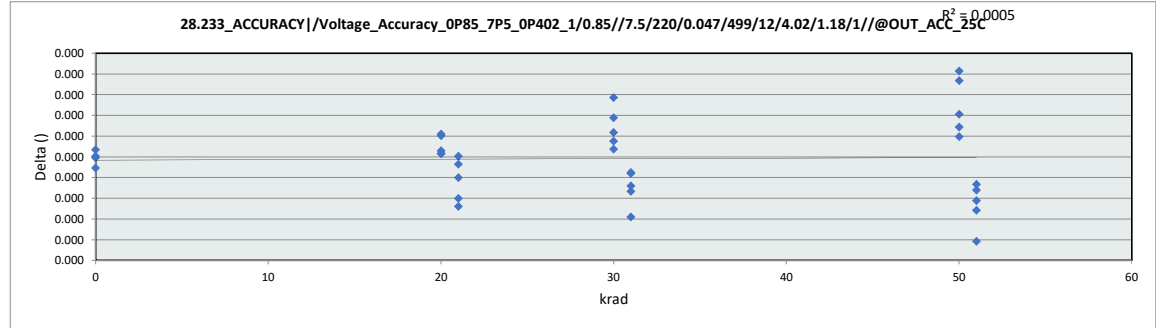




HDR Report  
TPS7H1111-SEP

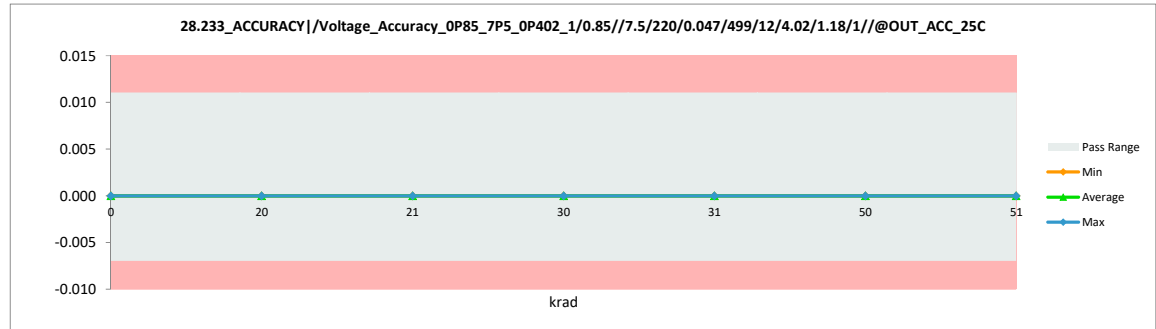
28.233_ACCURACY /Voltage_Ac		
Test Site	Dallas	Dallas
Tester	ETS-364	ETS-364
Test Number	EB6938	EB6938
Unit		
Max Limit	0.011	0.011
Min Limit	-0.007	-0.007

krad	Serial #	Pre	Post	Delta
21	1	0.000	0.000	0.000
21	2	0.000	0.000	0.000
21	3	0.000	0.000	0.000
21	4	0.000	0.000	0.000
21	5	0.000	0.000	0.000
20	17	0.000	0.000	0.000
20	19	0.000	0.000	0.000
20	20	0.000	0.000	0.000
20	21	0.000	0.000	0.000
20	23	0.000	0.000	0.000
31	6	0.000	0.000	0.000
31	7	0.000	0.000	0.000
31	8	0.000	0.000	0.000
31	9	0.000	0.000	0.000
31	10	0.000	0.000	0.000
30	24	0.000	0.000	0.000
30	25	0.000	0.000	0.000
30	26	0.000	0.000	0.000
30	27	0.000	0.000	0.000
30	29	0.000	0.000	0.000
51	11	0.000	0.000	0.000
51	12	0.000	0.000	0.000
51	13	0.000	0.000	0.000
51	15	0.000	0.000	0.000
51	16	0.000	0.000	0.000
50	30	0.000	0.000	0.000
50	32	0.000	0.000	0.000
50	39	0.000	0.000	0.000
50	40	0.000	0.000	0.000
50	41	0.000	0.000	0.000
0	61	0.000	0.000	0.000
0	62	0.000	0.000	0.000
0	63	0.000	0.000	0.000
0	64	0.000	0.000	0.000
Max		0.000	0.000	0.000
Average		0.000	0.000	0.000
Min		0.000	0.000	0.000
Std Dev		0.000	0.000	0.000



28.233_ACCURACY /Voltage_A							
Test Site	Dallas						
Tester	ETS-364						
Test Number	EB6938						
Max Limit	0.011						
Min Limit	-0.007						

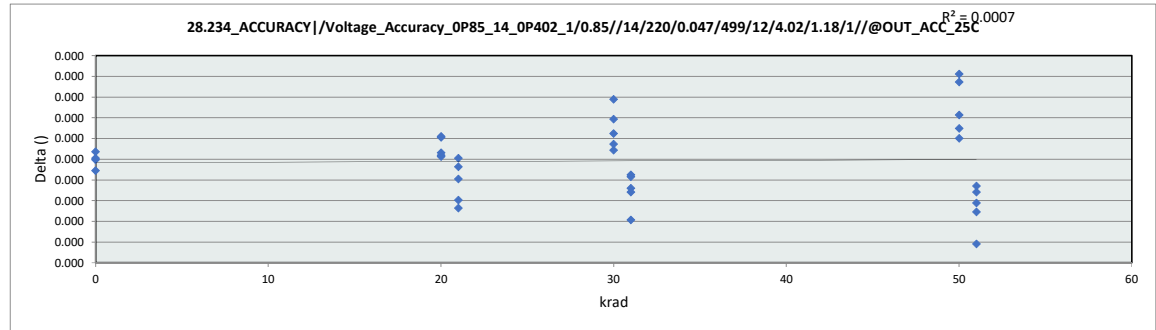
krad	0	20	21	30	31	50	51
LL	-0.007	-0.007	-0.007	-0.007	-0.007	-0.007	-0.007
Min	0.000	0.000	0.000	0.000	0.000	0.000	0.000
Average	0.000	0.000	0.000	0.000	0.000	0.000	0.000
Max	0.000	0.000	0.000	0.000	0.000	0.000	0.000
UL	0.011	0.011	0.011	0.011	0.011	0.011	0.011



HDR Report  
TPS7H1111-SEP

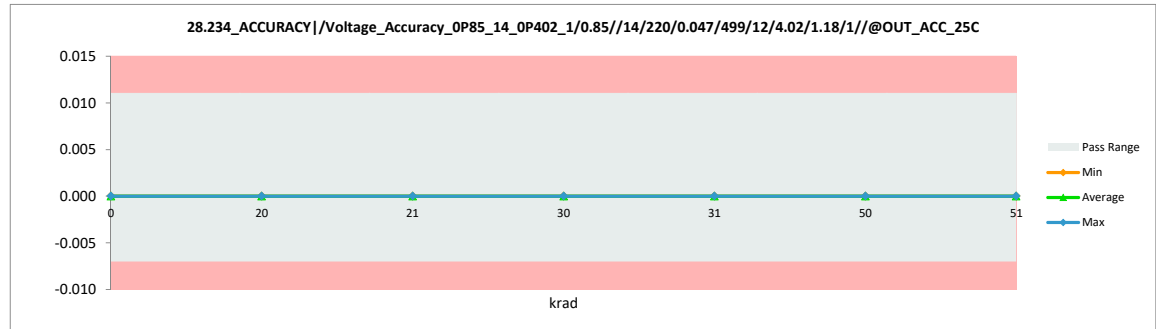
28.234_ACCURACY /Voltage_Ac		
Test Site	Dallas	Dallas
Tester	ETS-364	ETS-364
Test Number	EB6938	EB6938
Unit		
Max Limit	0.011	0.011
Min Limit	-0.007	-0.007

krad	Serial #	Pre	Post	Delta
21	1	0.000	0.000	0.000
21	2	0.000	0.000	0.000
21	3	0.000	0.000	0.000
21	4	0.000	0.000	0.000
21	5	0.000	0.000	0.000
20	17	0.000	0.000	0.000
20	19	0.000	0.000	0.000
20	20	0.000	0.000	0.000
20	21	0.000	0.000	0.000
20	23	0.000	0.000	0.000
31	6	0.000	0.000	0.000
31	7	0.000	0.000	0.000
31	8	0.000	0.000	0.000
31	9	0.000	0.000	0.000
31	10	0.000	0.000	0.000
30	24	0.000	0.000	0.000
30	25	0.000	0.000	0.000
30	26	0.000	0.000	0.000
30	27	0.000	0.000	0.000
30	29	0.000	0.000	0.000
51	11	0.000	0.000	0.000
51	12	0.000	0.000	0.000
51	13	0.000	0.000	0.000
51	15	0.000	0.000	0.000
51	16	0.000	0.000	0.000
50	30	0.000	0.000	0.000
50	32	0.000	0.000	0.000
50	39	0.000	0.000	0.000
50	40	0.000	0.000	0.000
50	41	0.000	0.000	0.000
0	61	0.000	0.000	0.000
0	62	0.000	0.000	0.000
0	63	0.000	0.000	0.000
0	64	0.000	0.000	0.000
Max		0.000	0.000	0.000
Average		0.000	0.000	0.000
Min		0.000	0.000	0.000
Std Dev		0.000	0.000	0.000



28.234_ACCURACY /Voltage_A							
Test Site	Dallas						
Tester	ETS-364						
Test Number	EB6938						
Max Limit	0.011						
Min Limit	-0.007						

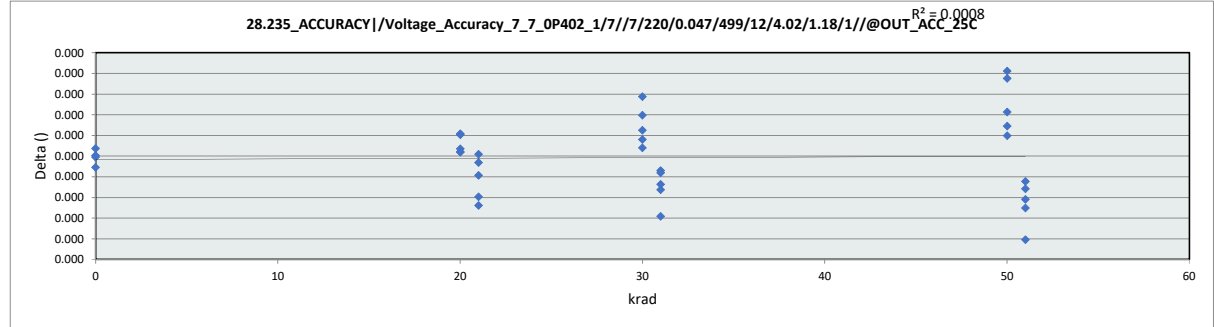
krad	0	20	21	30	31	50	51
LL	-0.007	-0.007	-0.007	-0.007	-0.007	-0.007	-0.007
Min	0.000	0.000	0.000	0.000	0.000	0.000	0.000
Average	0.000	0.000	0.000	0.000	0.000	0.000	0.000
Max	0.000	0.000	0.000	0.000	0.000	0.000	0.000
UL	0.011	0.011	0.011	0.011	0.011	0.011	0.011



HDR Report  
TPS7H1111-SEP

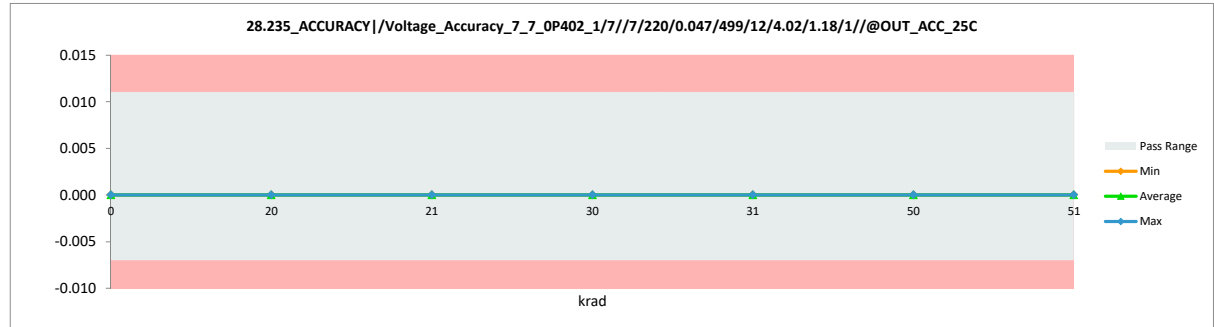
28.235_ACCURACY /Voltage_Ac		
Test Site	Dallas	Dallas
Tester	ETS-364	ETS-364
Test Number	EB6938	EB6938
Unit		
Max Limit	0.011	0.011
Min Limit	-0.007	-0.007

krad	Serial #	Pre	Post	Delta
21	1	0.000	0.000	0.000
21	2	0.000	0.000	0.000
21	3	0.000	0.000	0.000
21	4	0.000	0.000	0.000
21	5	0.000	0.000	0.000
20	17	0.000	0.000	0.000
20	19	0.000	0.000	0.000
20	20	0.000	0.000	0.000
20	21	0.000	0.000	0.000
20	23	0.000	0.000	0.000
31	6	0.000	0.000	0.000
31	7	0.000	0.000	0.000
31	8	0.000	0.000	0.000
31	9	0.000	0.000	0.000
31	10	0.000	0.000	0.000
30	24	0.000	0.000	0.000
30	25	0.000	0.000	0.000
30	26	0.000	0.000	0.000
30	27	0.000	0.000	0.000
30	29	0.000	0.000	0.000
51	11	0.000	0.000	0.000
51	12	0.000	0.000	0.000
51	13	0.000	0.000	0.000
51	15	0.000	0.000	0.000
51	16	0.000	0.000	0.000
50	30	0.000	0.000	0.000
50	32	0.000	0.000	0.000
50	39	0.000	0.000	0.000
50	40	0.000	0.000	0.000
50	41	0.000	0.000	0.000
0	61	0.000	0.000	0.000
0	62	0.000	0.000	0.000
0	63	0.000	0.000	0.000
0	64	0.000	0.000	0.000
Max		0.000	0.000	0.000
Average		0.000	0.000	0.000
Min		0.000	0.000	0.000
Std Dev		0.000	0.000	0.000



28.235_ACCURACY /Voltage_A							
Test Site	Dallas						
Tester	ETS-364						
Test Number	EB6938						
Max Limit	0.011						
Min Limit	-0.007						

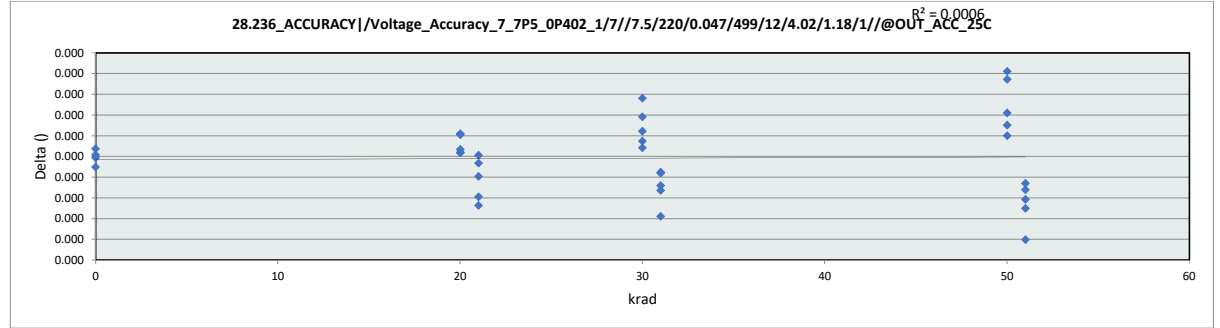
krad	0	20	21	30	31	50	51
LL	-0.007	-0.007	-0.007	-0.007	-0.007	-0.007	-0.007
Min	0.000	0.000	0.000	0.000	0.000	0.000	0.000
Average	0.000	0.000	0.000	0.000	0.000	0.000	0.000
Max	0.000	0.000	0.000	0.000	0.000	0.000	0.000
UL	0.011	0.011	0.011	0.011	0.011	0.011	0.011



HDR Report  
TPS7H1111-SEP

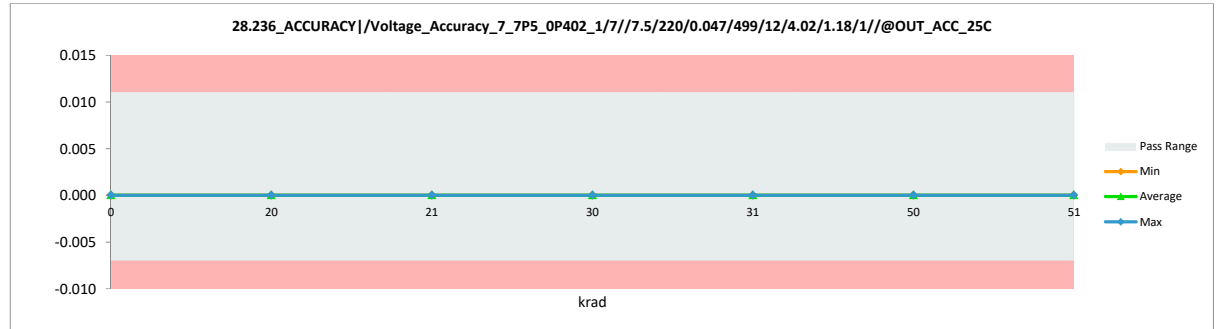
28.236_ACCURACY /Voltage_Ac		
Test Site	Dallas	Dallas
Tester	ETS-364	ETS-364
Test Number	EB6938	EB6938
Unit		
Max Limit	0.011	0.011
Min Limit	-0.007	-0.007

krad	Serial #	Pre	Post	Delta
21	1	0.000	0.000	0.000
21	2	0.000	0.000	0.000
21	3	0.000	0.000	0.000
21	4	0.000	0.000	0.000
21	5	0.000	0.000	0.000
20	17	0.000	0.000	0.000
20	19	0.000	0.000	0.000
20	20	0.000	0.000	0.000
20	21	0.000	0.000	0.000
20	23	0.000	0.000	0.000
31	6	0.000	0.000	0.000
31	7	0.000	0.000	0.000
31	8	0.000	0.000	0.000
31	9	0.000	0.000	0.000
31	10	0.000	0.000	0.000
30	24	0.000	0.000	0.000
30	25	0.000	0.000	0.000
30	26	0.000	0.000	0.000
30	27	0.000	0.000	0.000
30	29	0.000	0.000	0.000
51	11	0.000	0.000	0.000
51	12	0.000	0.000	0.000
51	13	0.000	0.000	0.000
51	15	0.000	0.000	0.000
51	16	0.000	0.000	0.000
50	30	0.000	0.000	0.000
50	32	0.000	0.000	0.000
50	39	0.000	0.000	0.000
50	40	0.000	0.000	0.000
50	41	0.000	0.000	0.000
0	61	0.000	0.000	0.000
0	62	0.000	0.000	0.000
0	63	0.000	0.000	0.000
0	64	0.000	0.000	0.000
Max		0.000	0.000	0.000
Average		0.000	0.000	0.000
Min		0.000	0.000	0.000
Std Dev		0.000	0.000	0.000



28.236_ACCURACY /Voltage_A							
Test Site	Dallas						
Tester	ETS-364						
Test Number	EB6938						
Max Limit	0.011						
Min Limit	-0.007						

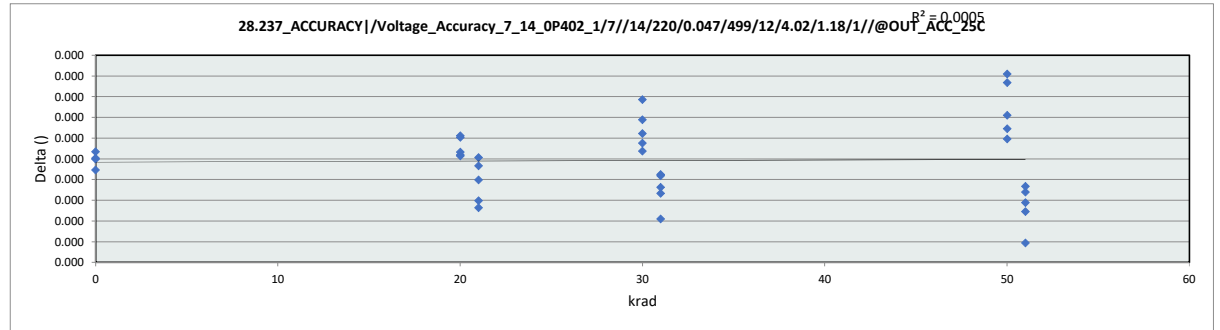
krad	0	20	21	30	31	50	51
LL	-0.007	-0.007	-0.007	-0.007	-0.007	-0.007	-0.007
Min	0.000	0.000	0.000	0.000	0.000	0.000	0.000
Average	0.000	0.000	0.000	0.000	0.000	0.000	0.000
Max	0.000	0.000	0.000	0.000	0.000	0.000	0.000
UL	0.011	0.011	0.011	0.011	0.011	0.011	0.011



HDR Report  
TPS7H1111-SEP

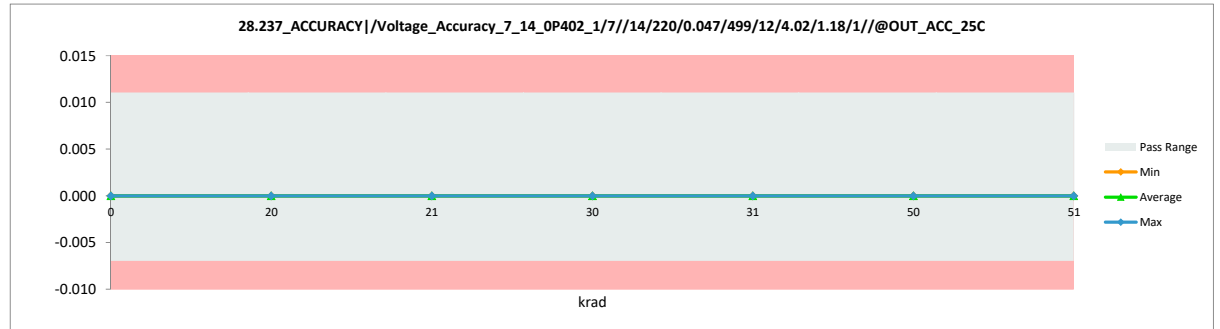
28.237_ACCURACY /Voltage_Ac		
Test Site	Dallas	Dallas
Tester	ETS-364	ETS-364
Test Number	EB6938	EB6938
Unit		
Max Limit	0.011	0.011
Min Limit	-0.007	-0.007

krad	Serial #	Pre	Post	Delta
21	1	0.000	0.000	0.000
21	2	0.000	0.000	0.000
21	3	0.000	0.000	0.000
21	4	0.000	0.000	0.000
21	5	0.000	0.000	0.000
20	17	0.000	0.000	0.000
20	19	0.000	0.000	0.000
20	20	0.000	0.000	0.000
20	21	0.000	0.000	0.000
20	23	0.000	0.000	0.000
31	6	0.000	0.000	0.000
31	7	0.000	0.000	0.000
31	8	0.000	0.000	0.000
31	9	0.000	0.000	0.000
31	10	0.000	0.000	0.000
30	24	0.000	0.000	0.000
30	25	0.000	0.000	0.000
30	26	0.000	0.000	0.000
30	27	0.000	0.000	0.000
30	29	0.000	0.000	0.000
51	11	0.000	0.000	0.000
51	12	0.000	0.000	0.000
51	13	0.000	0.000	0.000
51	15	0.000	0.000	0.000
51	16	0.000	0.000	0.000
50	30	0.000	0.000	0.000
50	32	0.000	0.000	0.000
50	39	0.000	0.000	0.000
50	40	0.000	0.000	0.000
50	41	0.000	0.000	0.000
0	61	0.000	0.000	0.000
0	62	0.000	0.000	0.000
0	63	0.000	0.000	0.000
0	64	0.000	0.000	0.000
Max		0.000	0.000	0.000
Average		0.000	0.000	0.000
Min		0.000	0.000	0.000
Std Dev		0.000	0.000	0.000



28.237_ACCURACY /Voltage_A							
Test Site	Dallas						
Tester	ETS-364						
Test Number	EB6938						
Max Limit	0.011						
Min Limit	-0.007						

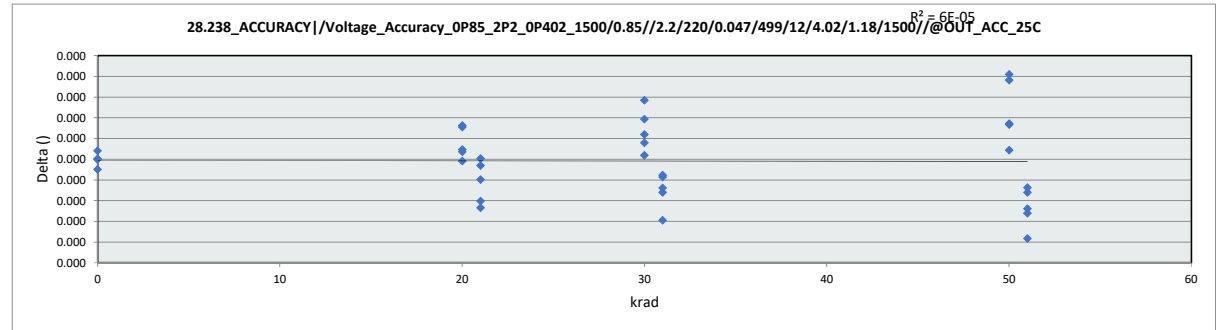
krad	0	20	21	30	31	50	51
LL	-0.007	-0.007	-0.007	-0.007	-0.007	-0.007	-0.007
Min	0.000	0.000	0.000	0.000	0.000	0.000	0.000
Average	0.000	0.000	0.000	0.000	0.000	0.000	0.000
Max	0.000	0.000	0.000	0.000	0.000	0.000	0.000
UL	0.011	0.011	0.011	0.011	0.011	0.011	0.011



# HDR Report TPS7H1111-SEP

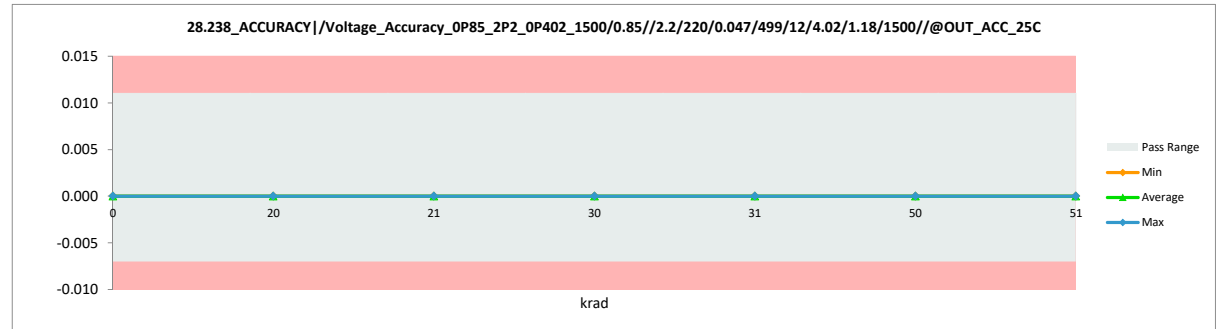
28.238_ACCURACY /Voltage_Ac		
Test Site	Dallas	Dallas
Tester	ETS-364	ETS-364
Test Number	EB6938	EB6938
Unit		
Max Limit	0.011	0.011
Min Limit	-0.007	-0.007

krad	Serial #	Pre	Post	Delta
21	1	0.000	0.000	0.000
21	2	0.000	0.000	0.000
21	3	0.000	0.000	0.000
21	4	0.000	0.000	0.000
21	5	0.000	0.000	0.000
20	17	0.000	0.000	0.000
20	19	0.000	0.000	0.000
20	20	0.000	0.000	0.000
20	21	0.000	0.000	0.000
20	23	0.000	0.000	0.000
31	6	0.000	0.000	0.000
31	7	0.000	0.000	0.000
31	8	0.000	0.000	0.000
31	9	0.000	0.000	0.000
31	10	0.000	0.000	0.000
30	24	0.000	0.000	0.000
30	25	0.000	0.000	0.000
30	26	0.000	0.000	0.000
30	27	0.000	0.000	0.000
30	29	0.000	0.000	0.000
51	11	0.000	0.000	0.000
51	12	0.000	0.000	0.000
51	13	0.000	0.000	0.000
51	15	0.000	0.000	0.000
51	16	0.000	0.000	0.000
50	30	0.000	0.000	0.000
50	32	0.000	0.000	0.000
50	39	0.000	0.000	0.000
50	40	0.000	0.000	0.000
50	41	0.000	0.000	0.000
0	61	0.000	0.000	0.000
0	62	0.000	0.000	0.000
0	63	0.000	0.000	0.000
0	64	0.000	0.000	0.000
Max		0.000	0.000	0.000
Average		0.000	0.000	0.000
Min		0.000	0.000	0.000
Std Dev		0.000	0.000	0.000



28.238_ACCURACY /Voltage_A							
Test Site	Dallas						
Tester	ETS-364						
Test Number	EB6938						
Max Limit	0.011						
Min Limit	-0.007						

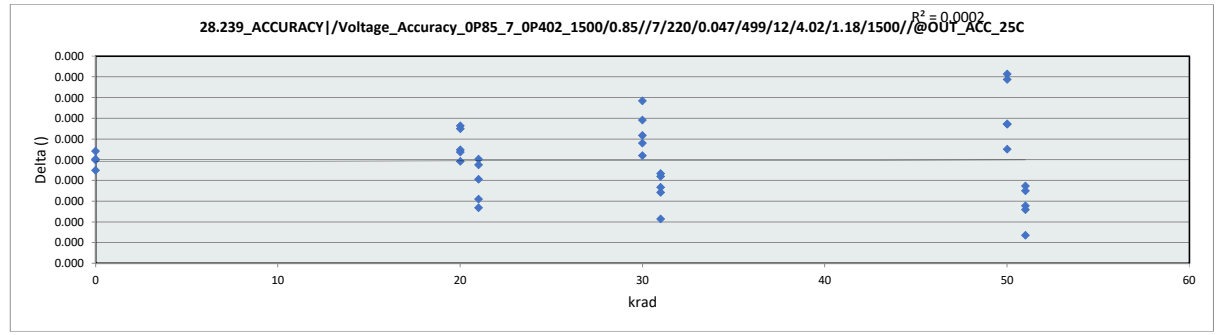
krad	0	20	21	30	31	50	51
LL	-0.007	-0.007	-0.007	-0.007	-0.007	-0.007	-0.007
Min	0.000	0.000	0.000	0.000	0.000	0.000	0.000
Average	0.000	0.000	0.000	0.000	0.000	0.000	0.000
Max	0.000	0.000	0.000	0.000	0.000	0.000	0.000
UL	0.011	0.011	0.011	0.011	0.011	0.011	0.011



HDR Report  
TPS7H1111-SEP

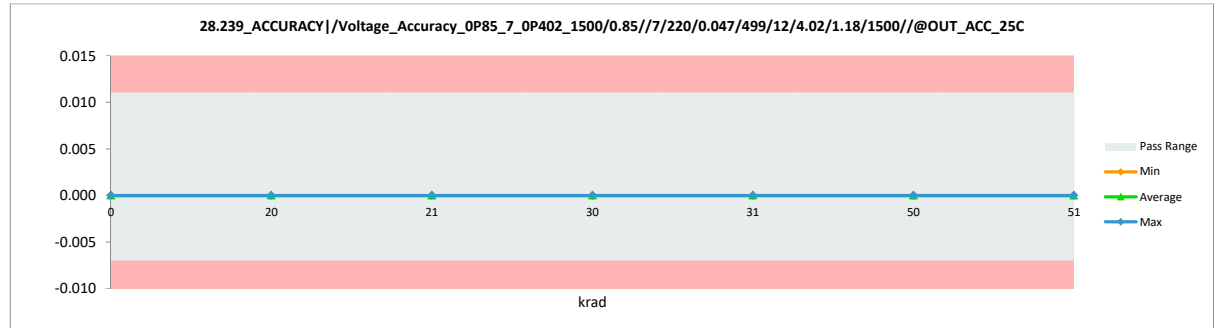
28.239_ACCURACY /Voltage_Ac		
Test Site	Dallas	Dallas
Tester	ETS-364	ETS-364
Test Number	EB6938	EB6938
Unit		
Max Limit	0.011	0.011
Min Limit	-0.007	-0.007

krad	Serial #	Pre	Post	Delta
21	1	0.000	0.000	0.000
21	2	0.000	0.000	0.000
21	3	0.000	0.000	0.000
21	4	0.000	0.000	0.000
21	5	0.000	0.000	0.000
20	17	0.000	0.000	0.000
20	19	0.000	0.000	0.000
20	20	0.000	0.000	0.000
20	21	0.000	0.000	0.000
20	23	0.000	0.000	0.000
31	6	0.000	0.000	0.000
31	7	0.000	0.000	0.000
31	8	0.000	0.000	0.000
31	9	0.000	0.000	0.000
31	10	0.000	0.000	0.000
30	24	0.000	0.000	0.000
30	25	0.000	0.000	0.000
30	26	0.000	0.000	0.000
30	27	0.000	0.000	0.000
30	29	0.000	0.000	0.000
51	11	0.000	0.000	0.000
51	12	0.000	0.000	0.000
51	13	0.000	0.000	0.000
51	15	0.000	0.000	0.000
51	16	0.000	0.000	0.000
50	30	0.000	0.000	0.000
50	32	0.000	0.000	0.000
50	39	0.000	0.000	0.000
50	40	0.000	0.000	0.000
50	41	0.000	0.000	0.000
0	61	0.000	0.000	0.000
0	62	0.000	0.000	0.000
0	63	0.000	0.000	0.000
0	64	0.000	0.000	0.000
Max		0.000	0.000	0.000
Average		0.000	0.000	0.000
Min		0.000	0.000	0.000
Std Dev		0.000	0.000	0.000



28.239_ACCURACY /Voltage_A							
Test Site	Dallas						
Tester	ETS-364						
Test Number	EB6938						
Max Limit	0.011						
Min Limit	-0.007						

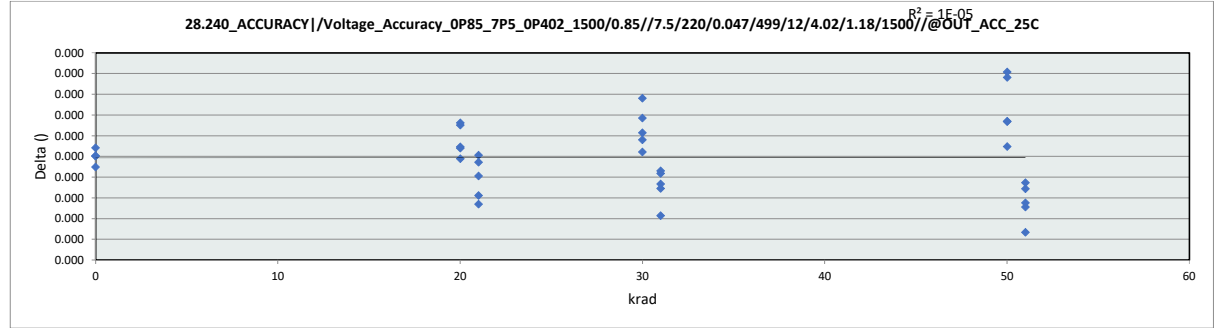
krad	0	20	21	30	31	50	51
LL	-0.007	-0.007	-0.007	-0.007	-0.007	-0.007	-0.007
Min	0.000	0.000	0.000	0.000	0.000	0.000	0.000
Average	0.000	0.000	0.000	0.000	0.000	0.000	0.000
Max	0.000	0.000	0.000	0.000	0.000	0.000	0.000
UL	0.011	0.011	0.011	0.011	0.011	0.011	0.011



HDR Report  
TPS7H1111-SEP

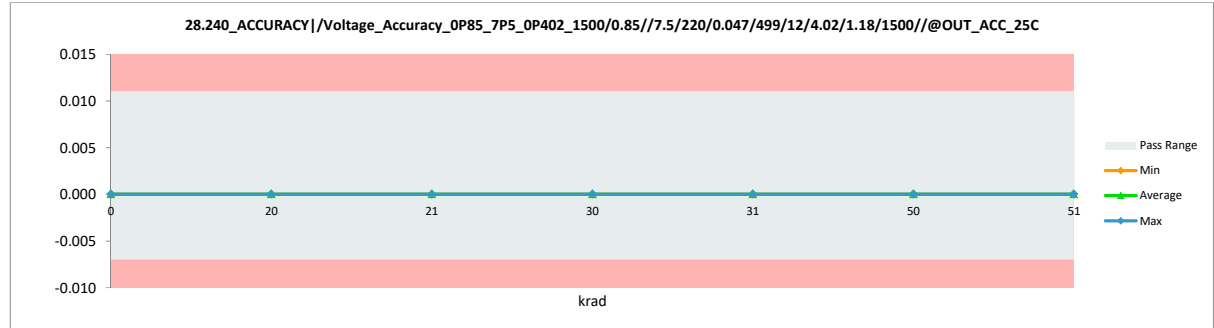
28.240_ACCURACY /Voltage_Ac		
Test Site	Dallas	Dallas
Tester	ETS-364	ETS-364
Test Number	EB6938	EB6938
Unit		
Max Limit	0.011	0.011
Min Limit	-0.007	-0.007

krad	Serial #	Pre	Post	Delta
21	1	0.000	0.000	0.000
21	2	0.000	0.000	0.000
21	3	0.000	0.000	0.000
21	4	0.000	0.000	0.000
21	5	0.000	0.000	0.000
20	17	0.000	0.000	0.000
20	19	0.000	0.000	0.000
20	20	0.000	0.000	0.000
20	21	0.000	0.000	0.000
20	23	0.000	0.000	0.000
31	6	0.000	0.000	0.000
31	7	0.000	0.000	0.000
31	8	0.000	0.000	0.000
31	9	0.000	0.000	0.000
31	10	0.000	0.000	0.000
30	24	0.000	0.000	0.000
30	25	0.000	0.000	0.000
30	26	0.000	0.000	0.000
30	27	0.000	0.000	0.000
30	29	0.000	0.000	0.000
51	11	0.000	0.000	0.000
51	12	0.000	0.000	0.000
51	13	0.000	0.000	0.000
51	15	0.000	0.000	0.000
51	16	0.000	0.000	0.000
50	30	0.000	0.000	0.000
50	32	0.000	0.000	0.000
50	39	0.000	0.000	0.000
50	40	0.000	0.000	0.000
50	41	0.000	0.000	0.000
0	61	0.000	0.000	0.000
0	62	0.000	0.000	0.000
0	63	0.000	0.000	0.000
0	64	0.000	0.000	0.000
Max		0.000	0.000	0.000
Average		0.000	0.000	0.000
Min		0.000	0.000	0.000
Std Dev		0.000	0.000	0.000



28.240_ACCURACY /Voltage_A							
Test Site	Dallas						
Tester	ETS-364						
Test Number	EB6938						
Max Limit	0.011						
Min Limit	-0.007						

krad	0	20	21	30	31	50	51
LL	-0.007	-0.007	-0.007	-0.007	-0.007	-0.007	-0.007
Min	0.000	0.000	0.000	0.000	0.000	0.000	0.000
Average	0.000	0.000	0.000	0.000	0.000	0.000	0.000
Max	0.000	0.000	0.000	0.000	0.000	0.000	0.000
UL	0.011	0.011	0.011	0.011	0.011	0.011	0.011

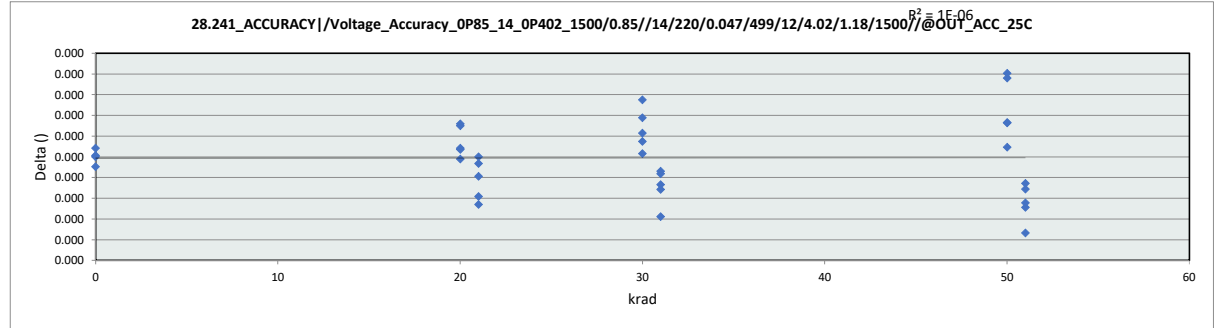




HDR Report  
TPS7H1111-SEP

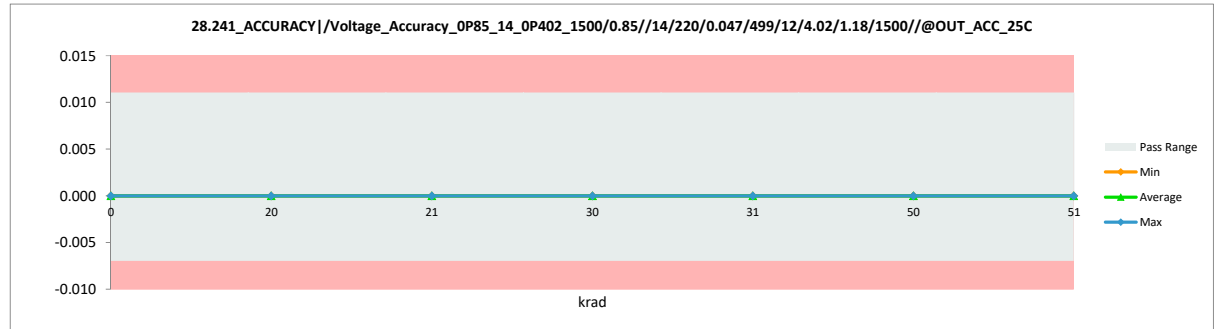
28.241_ACCURACY /Voltage_Ac		
Test Site	Dallas	Dallas
Tester	ETS-364	ETS-364
Test Number	EB6938	EB6938
Unit		
Max Limit	0.011	0.011
Min Limit	-0.007	-0.007

krad	Serial #	Pre	Post	Delta
21	1	0.000	0.000	0.000
21	2	0.000	0.000	0.000
21	3	0.000	0.000	0.000
21	4	0.000	0.000	0.000
21	5	0.000	0.000	0.000
20	17	0.000	0.000	0.000
20	19	0.000	0.000	0.000
20	20	0.000	0.000	0.000
20	21	0.000	0.000	0.000
20	23	0.000	0.000	0.000
31	6	0.000	0.000	0.000
31	7	0.000	0.000	0.000
31	8	0.000	0.000	0.000
31	9	0.000	0.000	0.000
31	10	0.000	0.000	0.000
30	24	0.000	0.000	0.000
30	25	0.000	0.000	0.000
30	26	0.000	0.000	0.000
30	27	0.000	0.000	0.000
30	29	0.000	0.000	0.000
51	11	0.000	0.000	0.000
51	12	0.000	0.000	0.000
51	13	0.000	0.000	0.000
51	15	0.000	0.000	0.000
51	16	0.000	0.000	0.000
50	30	0.000	0.000	0.000
50	32	0.000	0.000	0.000
50	39	0.000	0.000	0.000
50	40	0.000	0.000	0.000
50	41	0.000	0.000	0.000
0	61	0.000	0.000	0.000
0	62	0.000	0.000	0.000
0	63	0.000	0.000	0.000
0	64	0.000	0.000	0.000
Max		0.000	0.000	0.000
Average		0.000	0.000	0.000
Min		0.000	0.000	0.000
Std Dev		0.000	0.000	0.000



28.241_ACCURACY /Voltage_A							
Test Site	Dallas						
Tester	ETS-364						
Test Number	EB6938						
Max Limit	0.011						
Min Limit	-0.007						

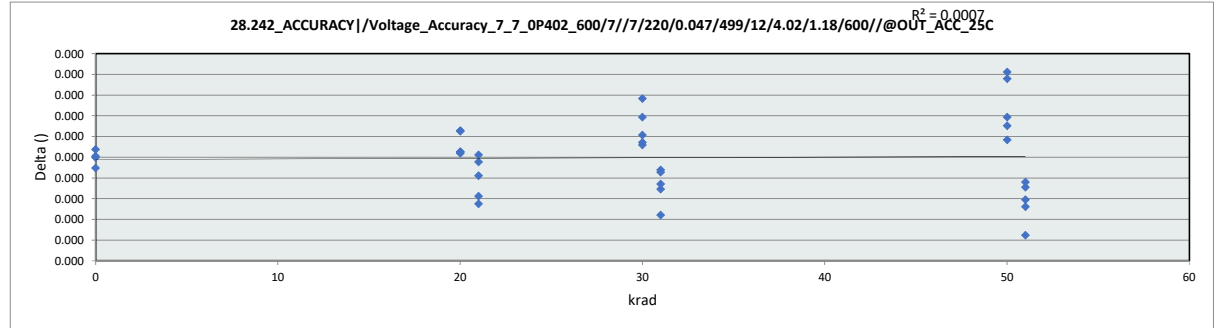
krad	0	20	21	30	31	50	51
LL	-0.007	-0.007	-0.007	-0.007	-0.007	-0.007	-0.007
Min	0.000	0.000	0.000	0.000	0.000	0.000	0.000
Average	0.000	0.000	0.000	0.000	0.000	0.000	0.000
Max	0.000	0.000	0.000	0.000	0.000	0.000	0.000
UL	0.011	0.011	0.011	0.011	0.011	0.011	0.011



HDR Report  
TPS7H1111-SEP

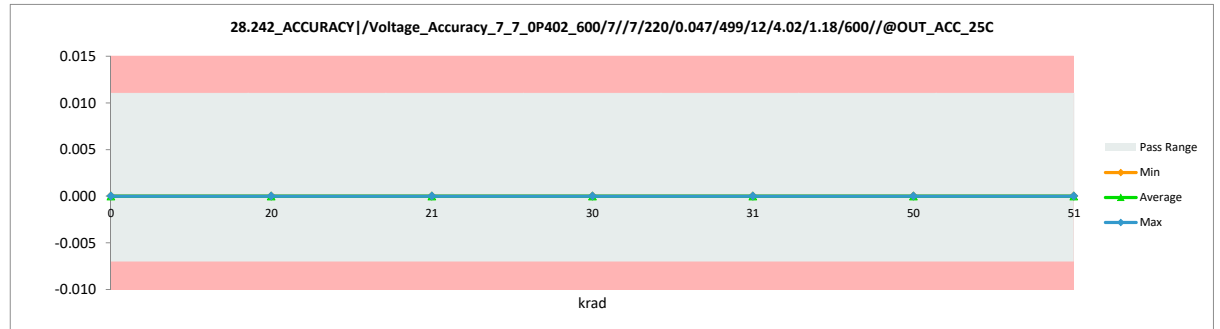
28.242_ACCURACY /Voltage_Ac		
Test Site	Dallas	Dallas
Tester	ETS-364	ETS-364
Test Number	EB6938	EB6938
Unit		
Max Limit	0.011	0.011
Min Limit	-0.007	-0.007

krad	Serial #	Pre	Post	Delta
21	1	0.000	0.000	0.000
21	2	0.000	0.000	0.000
21	3	0.000	0.000	0.000
21	4	0.000	0.000	0.000
21	5	0.000	0.000	0.000
20	17	0.000	0.000	0.000
20	19	0.000	0.000	0.000
20	20	0.000	0.000	0.000
20	21	0.000	0.000	0.000
20	23	0.000	0.000	0.000
31	6	0.000	0.000	0.000
31	7	0.000	0.000	0.000
31	8	0.000	0.000	0.000
31	9	0.000	0.000	0.000
31	10	0.000	0.000	0.000
30	24	0.000	0.000	0.000
30	25	0.000	0.000	0.000
30	26	0.000	0.000	0.000
30	27	0.000	0.000	0.000
30	29	0.000	0.000	0.000
51	11	0.000	0.000	0.000
51	12	0.000	0.000	0.000
51	13	0.000	0.000	0.000
51	15	0.000	0.000	0.000
51	16	0.000	0.000	0.000
50	30	0.000	0.000	0.000
50	32	0.000	0.000	0.000
50	39	0.000	0.000	0.000
50	40	0.000	0.000	0.000
50	41	0.000	0.000	0.000
0	61	0.000	0.000	0.000
0	62	0.000	0.000	0.000
0	63	0.000	0.000	0.000
0	64	0.000	0.000	0.000
Max		0.000	0.000	0.000
Average		0.000	0.000	0.000
Min		0.000	0.000	0.000
Std Dev		0.000	0.000	0.000



28.242_ACCURACY /Voltage_A							
Test Site	Dallas						
Tester	ETS-364						
Test Number	EB6938						
Max Limit	0.011						
Min Limit	-0.007						

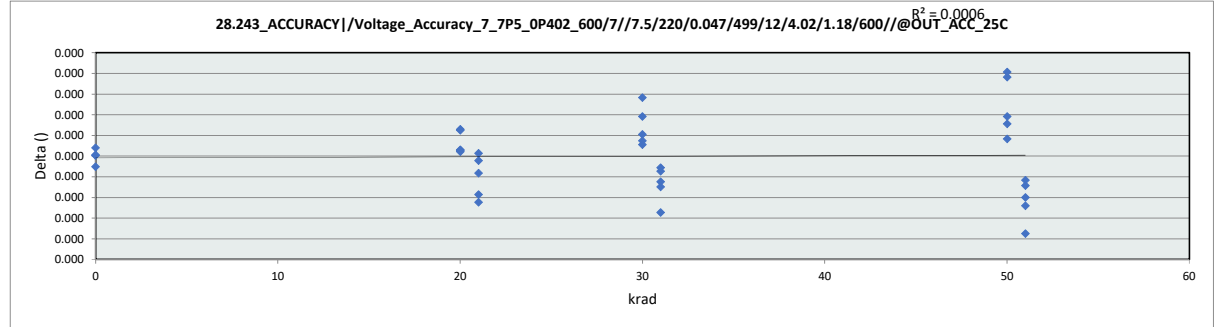
krad	0	20	21	30	31	50	51
LL	-0.007	-0.007	-0.007	-0.007	-0.007	-0.007	-0.007
Min	0.000	0.000	0.000	0.000	0.000	0.000	0.000
Average	0.000	0.000	0.000	0.000	0.000	0.000	0.000
Max	0.000	0.000	0.000	0.000	0.000	0.000	0.000
UL	0.011	0.011	0.011	0.011	0.011	0.011	0.011



HDR Report  
TPS7H1111-SEP

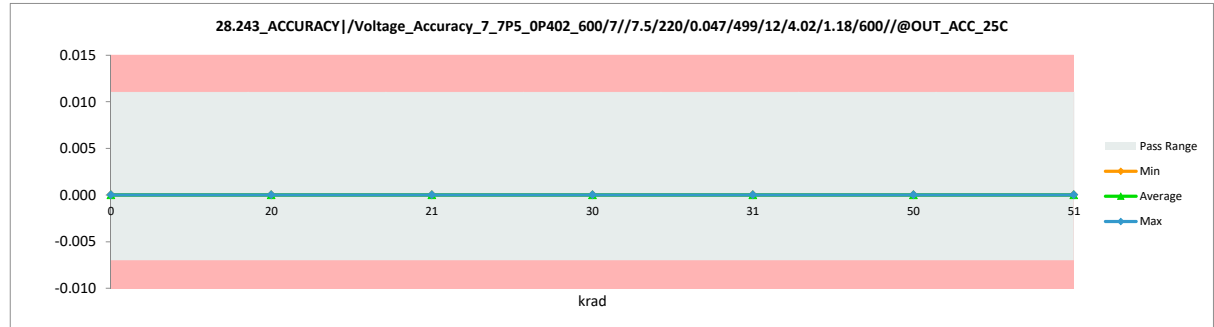
28.243_ACCURACY /Voltage_Ac		
Test Site	Dallas	Dallas
Tester	ETS-364	ETS-364
Test Number	EB6938	EB6938
Unit		
Max Limit	0.011	0.011
Min Limit	-0.007	-0.007

krad	Serial #	Pre	Post	Delta
21	1	0.000	0.000	0.000
21	2	0.000	0.000	0.000
21	3	0.000	0.000	0.000
21	4	0.000	0.000	0.000
21	5	0.000	0.000	0.000
20	17	0.000	0.000	0.000
20	19	0.000	0.000	0.000
20	20	0.000	0.000	0.000
20	21	0.000	0.000	0.000
20	23	0.000	0.000	0.000
31	6	0.000	0.000	0.000
31	7	0.000	0.000	0.000
31	8	0.000	0.000	0.000
31	9	0.000	0.000	0.000
31	10	0.000	0.000	0.000
30	24	0.000	0.000	0.000
30	25	0.000	0.000	0.000
30	26	0.000	0.000	0.000
30	27	0.000	0.000	0.000
30	29	0.000	0.000	0.000
51	11	0.000	0.000	0.000
51	12	0.000	0.000	0.000
51	13	0.000	0.000	0.000
51	15	0.000	0.000	0.000
51	16	0.000	0.000	0.000
50	30	0.000	0.000	0.000
50	32	0.000	0.000	0.000
50	39	0.000	0.000	0.000
50	40	0.000	0.000	0.000
50	41	0.000	0.000	0.000
0	61	0.000	0.000	0.000
0	62	0.000	0.000	0.000
0	63	0.000	0.000	0.000
0	64	0.000	0.000	0.000
Max		0.000	0.000	0.000
Average		0.000	0.000	0.000
Min		0.000	0.000	0.000
Std Dev		0.000	0.000	0.000



28.243_ACCURACY /Voltage_A							
Test Site	Dallas						
Tester	ETS-364						
Test Number	EB6938						
Max Limit	0.011						
Min Limit	-0.007						

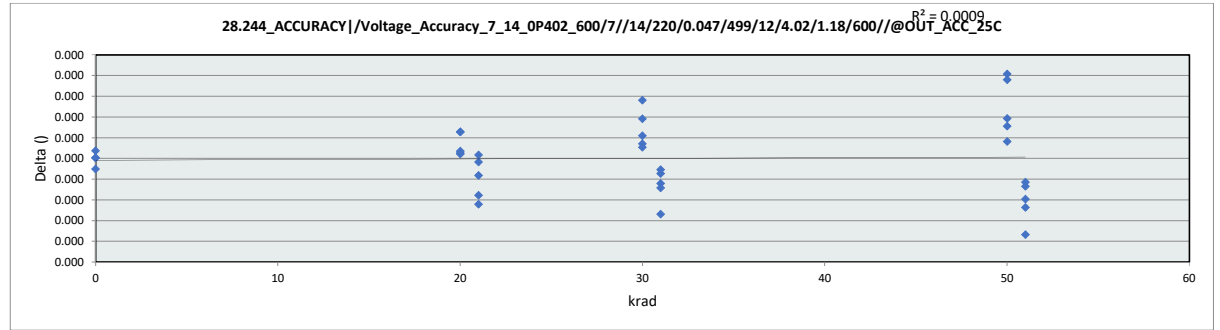
krad	0	20	21	30	31	50	51
LL	-0.007	-0.007	-0.007	-0.007	-0.007	-0.007	-0.007
Min	0.000	0.000	0.000	0.000	0.000	0.000	0.000
Average	0.000	0.000	0.000	0.000	0.000	0.000	0.000
Max	0.000	0.000	0.000	0.000	0.000	0.000	0.000
UL	0.011	0.011	0.011	0.011	0.011	0.011	0.011



HDR Report  
TPS7H1111-SEP

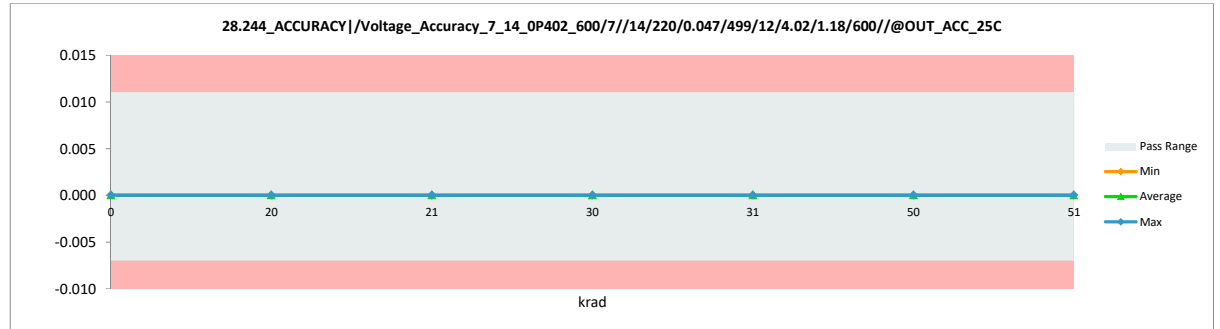
28.244_ACCURACY /Voltage_Ac		
Test Site	Dallas	Dallas
Tester	ETS-364	ETS-364
Test Number	EB6938	EB6938
Unit		
Max Limit	0.011	0.011
Min Limit	-0.007	-0.007

krad	Serial #	Pre	Post	Delta
21	1	0.000	0.000	0.000
21	2	0.000	0.000	0.000
21	3	0.000	0.000	0.000
21	4	0.000	0.000	0.000
21	5	0.000	0.000	0.000
20	17	0.000	0.000	0.000
20	19	0.000	0.000	0.000
20	20	0.000	0.000	0.000
20	21	0.000	0.000	0.000
20	23	0.000	0.000	0.000
31	6	0.000	0.000	0.000
31	7	0.000	0.000	0.000
31	8	0.000	0.000	0.000
31	9	0.000	0.000	0.000
31	10	0.000	0.000	0.000
30	24	0.000	0.000	0.000
30	25	0.000	0.000	0.000
30	26	0.000	0.000	0.000
30	27	0.000	0.000	0.000
30	29	0.000	0.000	0.000
51	11	0.000	0.000	0.000
51	12	0.000	0.000	0.000
51	13	0.000	0.000	0.000
51	15	0.000	0.000	0.000
51	16	0.000	0.000	0.000
50	30	0.000	0.000	0.000
50	32	0.000	0.000	0.000
50	39	0.000	0.000	0.000
50	40	0.000	0.000	0.000
50	41	0.000	0.000	0.000
0	61	0.000	0.000	0.000
0	62	0.000	0.000	0.000
0	63	0.000	0.000	0.000
0	64	0.000	0.000	0.000
Max		0.000	0.000	0.000
Average		0.000	0.000	0.000
Min		0.000	0.000	0.000
Std Dev		0.000	0.000	0.000



28.244_ACCURACY /Voltage_A							
Test Site	Dallas						
Tester	ETS-364						
Test Number	EB6938						
Max Limit	0.011						
Min Limit	-0.007						

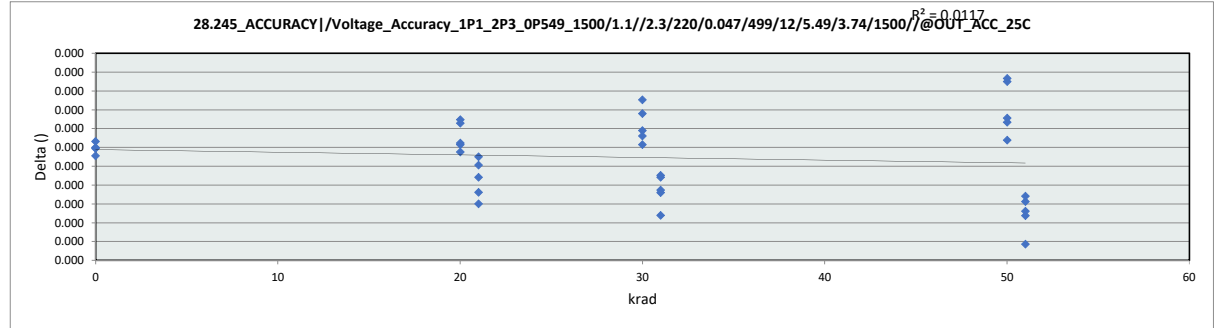
	0	20	21	30	31	50	51
LL	-0.007	-0.007	-0.007	-0.007	-0.007	-0.007	-0.007
Min	0.000	0.000	0.000	0.000	0.000	0.000	0.000
Average	0.000	0.000	0.000	0.000	0.000	0.000	0.000
Max	0.000	0.000	0.000	0.000	0.000	0.000	0.000
UL	0.011	0.011	0.011	0.011	0.011	0.011	0.011



HDR Report  
TPS7H1111-SEP

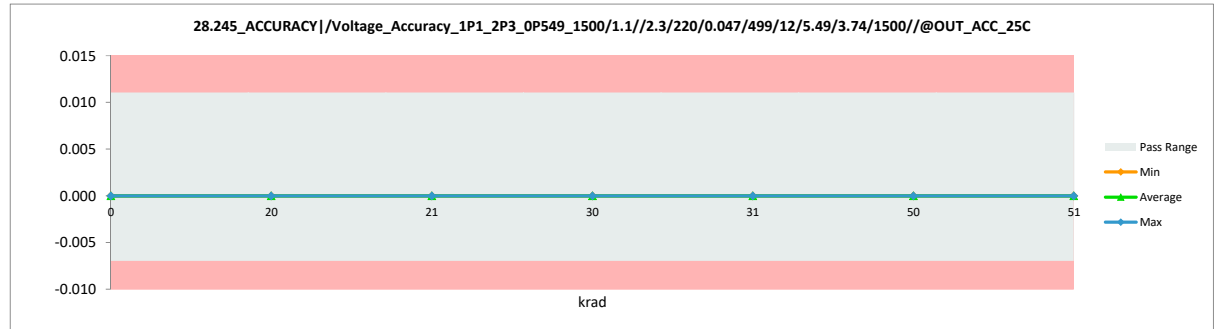
28.245_ACCURACY /Voltage_Ac		
Test Site	Dallas	Dallas
Tester	ETS-364	ETS-364
Test Number	EB6938	EB6938
Unit		
Max Limit	0.011	0.011
Min Limit	-0.007	-0.007

krad	Serial #	Pre	Post	Delta
21	1	0.000	0.000	0.000
21	2	0.000	0.000	0.000
21	3	0.000	0.000	0.000
21	4	0.000	0.000	0.000
21	5	0.000	0.000	0.000
20	17	0.000	0.000	0.000
20	19	0.000	0.000	0.000
20	20	0.000	0.000	0.000
20	21	0.000	0.000	0.000
20	23	0.000	0.000	0.000
31	6	0.000	0.000	0.000
31	7	0.000	0.000	0.000
31	8	0.000	0.000	0.000
31	9	0.000	0.000	0.000
31	10	0.000	0.000	0.000
30	24	0.000	0.000	0.000
30	25	0.000	0.000	0.000
30	26	0.000	0.000	0.000
30	27	0.000	0.000	0.000
30	29	0.000	0.000	0.000
51	11	0.000	0.000	0.000
51	12	0.000	0.000	0.000
51	13	0.000	0.000	0.000
51	15	0.000	0.000	0.000
51	16	0.000	0.000	0.000
50	30	0.000	0.000	0.000
50	32	0.000	0.000	0.000
50	39	0.000	0.000	0.000
50	40	0.000	0.000	0.000
50	41	0.000	0.000	0.000
0	61	0.000	0.000	0.000
0	62	0.000	0.000	0.000
0	63	0.000	0.000	0.000
0	64	0.000	0.000	0.000
Max		0.000	0.000	0.000
Average		0.000	0.000	0.000
Min		0.000	0.000	0.000
Std Dev		0.000	0.000	0.000



28.245_ACCURACY /Voltage_A							
Test Site	Dallas						
Tester	ETS-364						
Test Number	EB6938						
Max Limit	0.011						
Min Limit	-0.007						

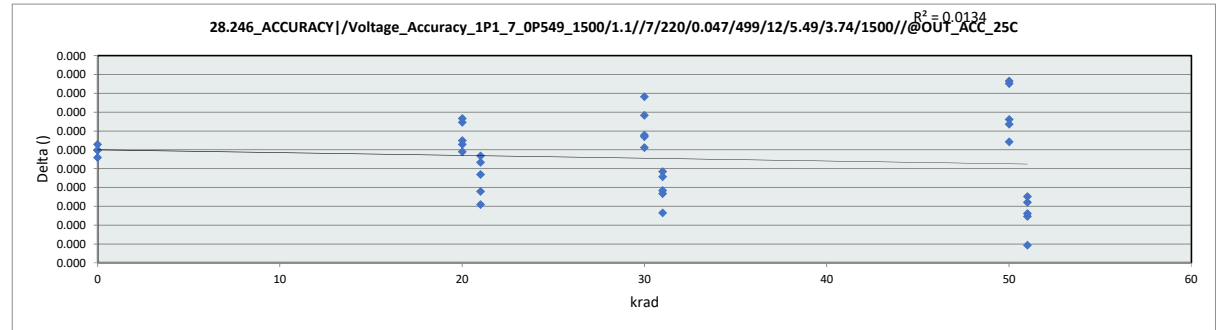
krad	0	20	21	30	31	50	51
LL	-0.007	-0.007	-0.007	-0.007	-0.007	-0.007	-0.007
Min	0.000	0.000	0.000	0.000	0.000	0.000	0.000
Average	0.000	0.000	0.000	0.000	0.000	0.000	0.000
Max	0.000	0.000	0.000	0.000	0.000	0.000	0.000
UL	0.011	0.011	0.011	0.011	0.011	0.011	0.011



HDR Report  
TPS7H1111-SEP

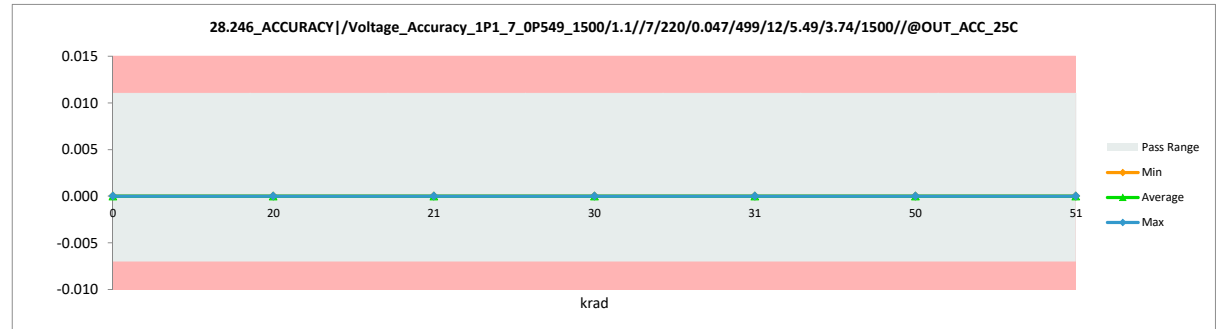
28.246_ACCURACY /Voltage_Ac		
Test Site	Dallas	Dallas
Tester	ETS-364	ETS-364
Test Number	EB6938	EB6938
Unit		
Max Limit	0.011	0.011
Min Limit	-0.007	-0.007

krad	Serial #	Pre	Post	Delta
21	1	0.000	0.000	0.000
21	2	0.000	0.000	0.000
21	3	0.000	0.000	0.000
21	4	0.000	0.000	0.000
21	5	0.000	0.000	0.000
20	17	0.000	0.000	0.000
20	19	0.000	0.000	0.000
20	20	0.000	0.000	0.000
20	21	0.000	0.000	0.000
20	23	0.000	0.000	0.000
31	6	0.000	0.000	0.000
31	7	0.000	0.000	0.000
31	8	0.000	0.000	0.000
31	9	0.000	0.000	0.000
31	10	0.000	0.000	0.000
30	24	0.000	0.000	0.000
30	25	0.000	0.000	0.000
30	26	0.000	0.000	0.000
30	27	0.000	0.000	0.000
30	29	0.000	0.000	0.000
51	11	0.000	0.000	0.000
51	12	0.000	0.000	0.000
51	13	0.000	0.000	0.000
51	15	0.000	0.000	0.000
51	16	0.000	0.000	0.000
50	30	0.000	0.000	0.000
50	32	0.000	0.000	0.000
50	39	0.000	0.000	0.000
50	40	0.000	0.000	0.000
50	41	0.000	0.000	0.000
0	61	0.000	0.000	0.000
0	62	0.000	0.000	0.000
0	63	0.000	0.000	0.000
0	64	0.000	0.000	0.000
Max		0.000	0.000	0.000
Average		0.000	0.000	0.000
Min		0.000	0.000	0.000
Std Dev		0.000	0.000	0.000



28.246_ACCURACY /Voltage_A							
Test Site	Dallas						
Tester	ETS-364						
Test Number	EB6938						
Max Limit	0.011						
Min Limit	-0.007						

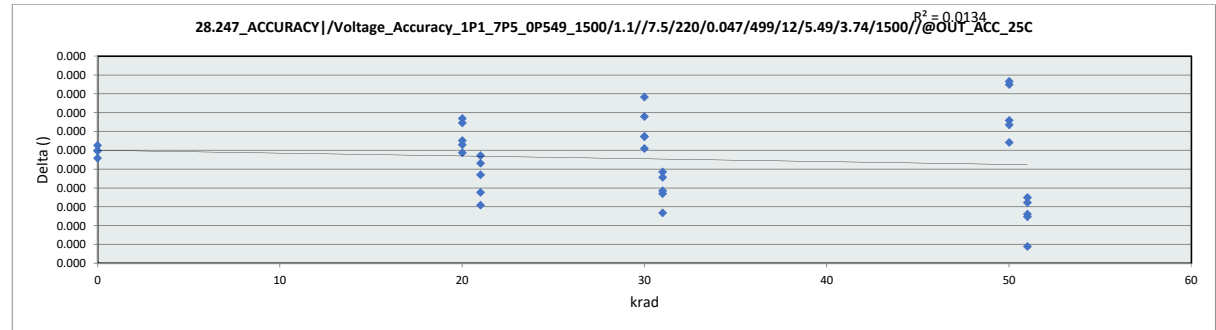
krad	0	20	21	30	31	50	51
LL	-0.007	-0.007	-0.007	-0.007	-0.007	-0.007	-0.007
Min	0.000	0.000	0.000	0.000	0.000	0.000	0.000
Average	0.000	0.000	0.000	0.000	0.000	0.000	0.000
Max	0.000	0.000	0.000	0.000	0.000	0.000	0.000
UL	0.011	0.011	0.011	0.011	0.011	0.011	0.011



HDR Report  
TPS7H1111-SEP

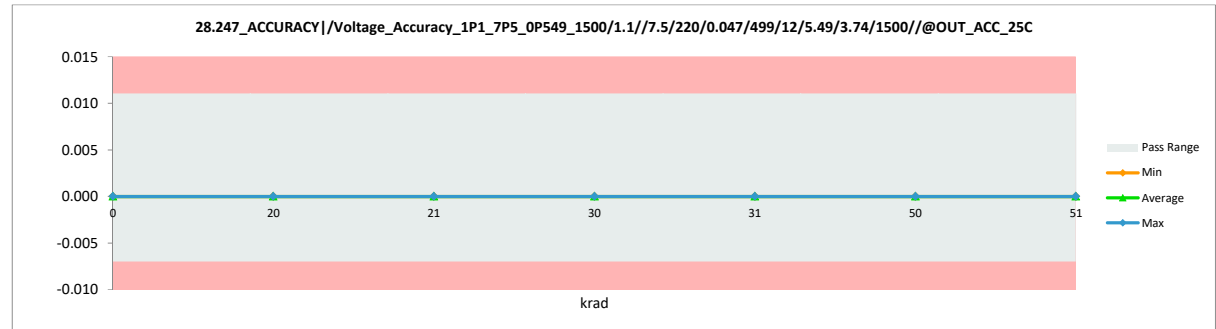
28.247_ACCURACY /Voltage_Ac		
Test Site	Dallas	Dallas
Tester	ETS-364	ETS-364
Test Number	EB6938	EB6938
Unit		
Max Limit	0.011	0.011
Min Limit	-0.007	-0.007

krad	Serial #	Pre	Post	Delta
21	1	0.000	0.000	0.000
21	2	0.000	0.000	0.000
21	3	0.000	0.000	0.000
21	4	0.000	0.000	0.000
21	5	0.000	0.000	0.000
20	17	0.000	0.000	0.000
20	19	0.000	0.000	0.000
20	20	0.000	0.000	0.000
20	21	0.000	0.000	0.000
20	23	0.000	0.000	0.000
31	6	0.000	0.000	0.000
31	7	0.000	0.000	0.000
31	8	0.000	0.000	0.000
31	9	0.000	0.000	0.000
31	10	0.000	0.000	0.000
30	24	0.000	0.000	0.000
30	25	0.000	0.000	0.000
30	26	0.000	0.000	0.000
30	27	0.000	0.000	0.000
30	29	0.000	0.000	0.000
51	11	0.000	0.000	0.000
51	12	0.000	0.000	0.000
51	13	0.000	0.000	0.000
51	15	0.000	0.000	0.000
51	16	0.000	0.000	0.000
50	30	0.000	0.000	0.000
50	32	0.000	0.000	0.000
50	39	0.000	0.000	0.000
50	40	0.000	0.000	0.000
50	41	0.000	0.000	0.000
0	61	0.000	0.000	0.000
0	62	0.000	0.000	0.000
0	63	0.000	0.000	0.000
0	64	0.000	0.000	0.000
Max		0.000	0.000	0.000
Average		0.000	0.000	0.000
Min		0.000	0.000	0.000
Std Dev		0.000	0.000	0.000



28.247_ACCURACY /Voltage_A							
Test Site	Dallas						
Tester	ETS-364						
Test Number	EB6938						
Max Limit	0.011						
Min Limit	-0.007						

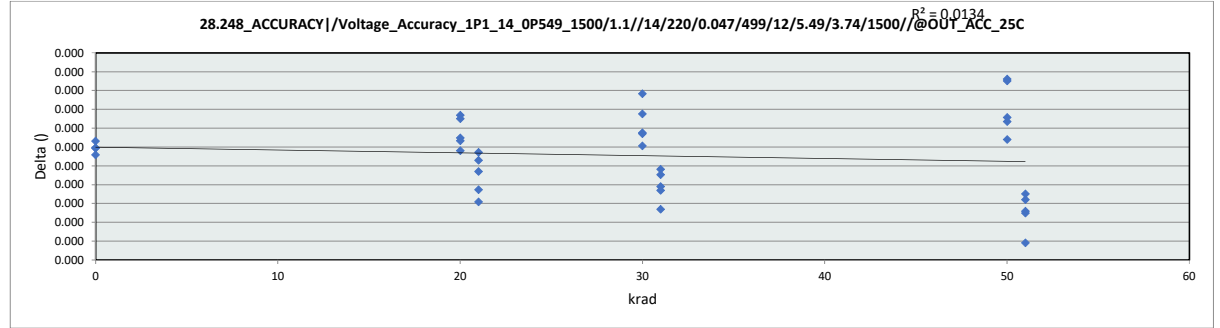
krad	0	20	21	30	31	50	51
LL	-0.007	-0.007	-0.007	-0.007	-0.007	-0.007	-0.007
Min	0.000	0.000	0.000	0.000	0.000	0.000	0.000
Average	0.000	0.000	0.000	0.000	0.000	0.000	0.000
Max	0.000	0.000	0.000	0.000	0.000	0.000	0.000
UL	0.011	0.011	0.011	0.011	0.011	0.011	0.011



HDR Report  
TPS7H1111-SEP

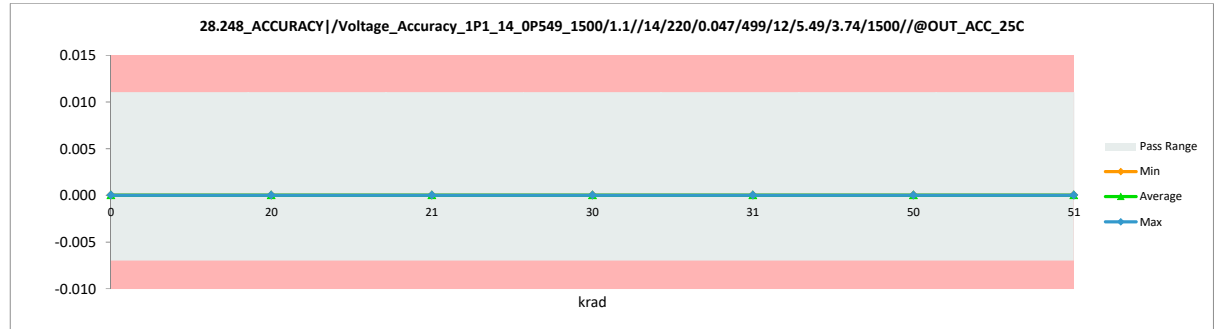
28.248_ACCURACY /Voltage_Ac		
Test Site	Dallas	Dallas
Tester	ETS-364	ETS-364
Test Number	EB6938	EB6938
Unit		
Max Limit	0.011	0.011
Min Limit	-0.007	-0.007

krad	Serial #	Pre	Post	Delta
21	1	0.000	0.000	0.000
21	2	0.000	0.000	0.000
21	3	0.000	0.000	0.000
21	4	0.000	0.000	0.000
21	5	0.000	0.000	0.000
20	17	0.000	0.000	0.000
20	19	0.000	0.000	0.000
20	20	0.000	0.000	0.000
20	21	0.000	0.000	0.000
20	23	0.000	0.000	0.000
31	6	0.000	0.000	0.000
31	7	0.000	0.000	0.000
31	8	0.000	0.000	0.000
31	9	0.000	0.000	0.000
31	10	0.000	0.000	0.000
30	24	0.000	0.000	0.000
30	25	0.000	0.000	0.000
30	26	0.000	0.000	0.000
30	27	0.000	0.000	0.000
30	29	0.000	0.000	0.000
51	11	0.000	0.000	0.000
51	12	0.000	0.000	0.000
51	13	0.000	0.000	0.000
51	15	0.000	0.000	0.000
51	16	0.000	0.000	0.000
50	30	0.000	0.000	0.000
50	32	0.000	0.000	0.000
50	39	0.000	0.000	0.000
50	40	0.000	0.000	0.000
50	41	0.000	0.000	0.000
0	61	0.000	0.000	0.000
0	62	0.000	0.000	0.000
0	63	0.000	0.000	0.000
0	64	0.000	0.000	0.000
Max		0.000	0.000	0.000
Average		0.000	0.000	0.000
Min		0.000	0.000	0.000
Std Dev		0.000	0.000	0.000



28.248_ACCURACY /Voltage_A							
Test Site	Dallas						
Tester	ETS-364						
Test Number	EB6938						
Max Limit	0.011						
Min Limit	-0.007						

krad	0	20	21	30	31	50	51
LL	-0.007	-0.007	-0.007	-0.007	-0.007	-0.007	-0.007
Min	0.000	0.000	0.000	0.000	0.000	0.000	0.000
Average	0.000	0.000	0.000	0.000	0.000	0.000	0.000
Max	0.000	0.000	0.000	0.000	0.000	0.000	0.000
UL	0.011	0.011	0.011	0.011	0.011	0.011	0.011

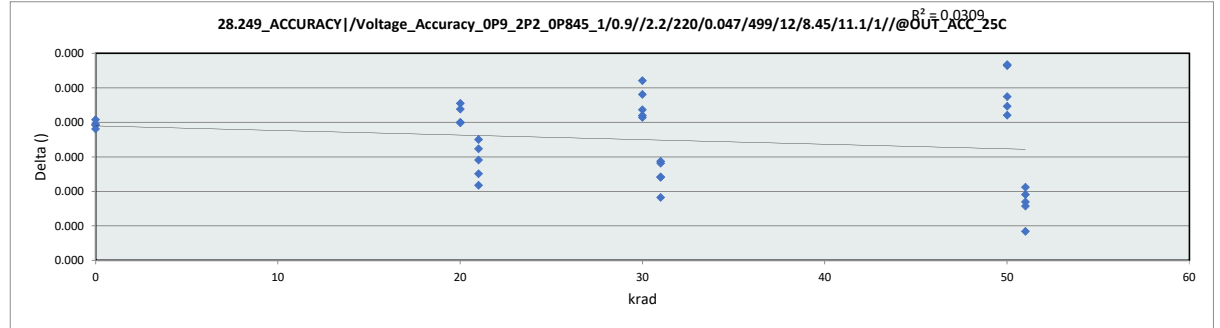




HDR Report  
TPS7H1111-SEP

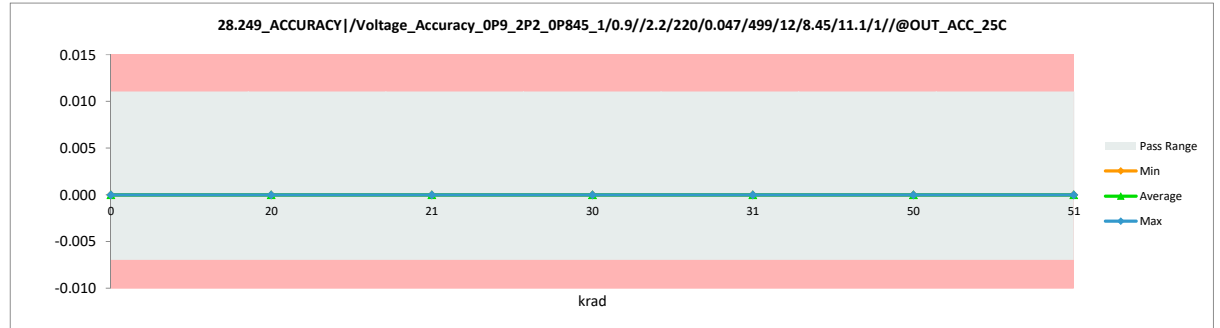
28.249_ACCURACY /Voltage_Ac		
Test Site	Dallas	Dallas
Tester	ETS-364	ETS-364
Test Number	EB6938	EB6938
Unit		
Max Limit	0.011	0.011
Min Limit	-0.007	-0.007

krad	Serial #	Pre	Post	Delta
21	1	0.000	0.000	0.000
21	2	0.000	0.000	0.000
21	3	0.000	0.000	0.000
21	4	0.000	0.000	0.000
21	5	0.000	0.000	0.000
20	17	0.000	0.000	0.000
20	19	0.000	0.000	0.000
20	20	0.000	0.000	0.000
20	21	0.000	0.000	0.000
20	23	0.000	0.000	0.000
31	6	0.000	0.000	0.000
31	7	0.000	0.000	0.000
31	8	0.000	0.000	0.000
31	9	0.000	0.000	0.000
31	10	0.000	0.000	0.000
30	24	0.000	0.000	0.000
30	25	0.000	0.000	0.000
30	26	0.000	0.000	0.000
30	27	0.000	0.000	0.000
30	29	0.000	0.000	0.000
51	11	0.000	0.000	0.000
51	12	0.000	0.000	0.000
51	13	0.000	0.000	0.000
51	15	0.000	0.000	0.000
51	16	0.000	0.000	0.000
50	30	0.000	0.000	0.000
50	32	0.000	0.000	0.000
50	39	0.000	0.000	0.000
50	40	0.000	0.000	0.000
50	41	0.000	0.000	0.000
0	61	0.000	0.000	0.000
0	62	0.000	0.000	0.000
0	63	0.000	0.000	0.000
0	64	0.000	0.000	0.000
Max		0.000	0.000	0.000
Average		0.000	0.000	0.000
Min		0.000	0.000	0.000
Std Dev		0.000	0.000	0.000



28.249_ACCURACY /Voltage_A							
Test Site	Dallas						
Tester	ETS-364						
Test Number	EB6938						
Max Limit	0.011						
Min Limit	-0.007						

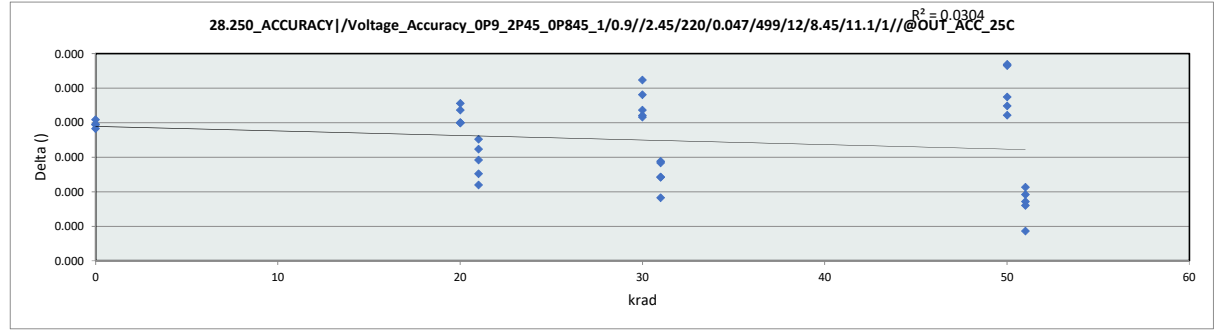
krad	0	20	21	30	31	50	51
LL	-0.007	-0.007	-0.007	-0.007	-0.007	-0.007	-0.007
Min	0.000	0.000	0.000	0.000	0.000	0.000	0.000
Average	0.000	0.000	0.000	0.000	0.000	0.000	0.000
Max	0.000	0.000	0.000	0.000	0.000	0.000	0.000
UL	0.011	0.011	0.011	0.011	0.011	0.011	0.011



HDR Report  
TPS7H1111-SEP

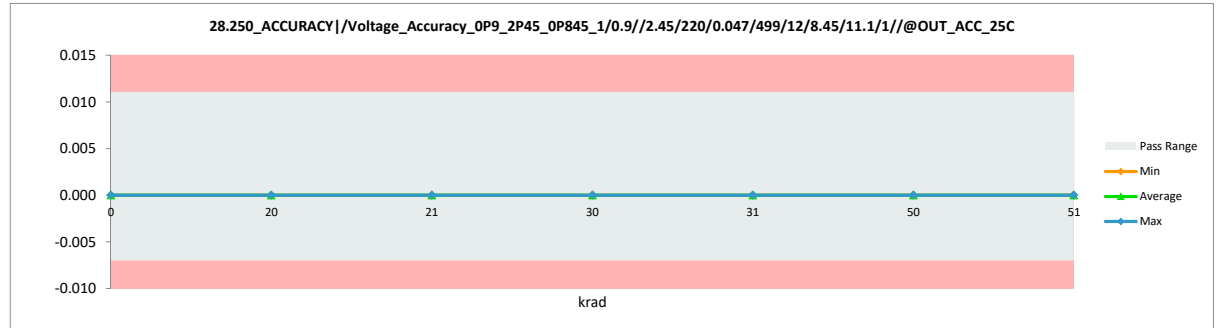
28.250_ACCURACY /Voltage_Ac		
Test Site	Dallas	Dallas
Tester	ETS-364	ETS-364
Test Number	EB6938	EB6938
Unit		
Max Limit	0.011	0.011
Min Limit	-0.007	-0.007

krad	Serial #	Pre	Post	Delta
21	1	0.000	0.000	0.000
21	2	0.000	0.000	0.000
21	3	0.000	0.000	0.000
21	4	0.000	0.000	0.000
21	5	0.000	0.000	0.000
20	17	0.000	0.000	0.000
20	19	0.000	0.000	0.000
20	20	0.000	0.000	0.000
20	21	0.000	0.000	0.000
20	23	0.000	0.000	0.000
31	6	0.000	0.000	0.000
31	7	0.000	0.000	0.000
31	8	0.000	0.000	0.000
31	9	0.000	0.000	0.000
31	10	0.000	0.000	0.000
30	24	0.000	0.000	0.000
30	25	0.000	0.000	0.000
30	26	0.000	0.000	0.000
30	27	0.000	0.000	0.000
30	29	0.000	0.000	0.000
51	11	0.000	0.000	0.000
51	12	0.000	0.000	0.000
51	13	0.000	0.000	0.000
51	15	0.000	0.000	0.000
51	16	0.000	0.000	0.000
50	30	0.000	0.000	0.000
50	32	0.000	0.000	0.000
50	39	0.000	0.000	0.000
50	40	0.000	0.000	0.000
50	41	0.000	0.000	0.000
0	61	0.000	0.000	0.000
0	62	0.000	0.000	0.000
0	63	0.000	0.000	0.000
0	64	0.000	0.000	0.000
Max		0.000	0.000	0.000
Average		0.000	0.000	0.000
Min		0.000	0.000	0.000
Std Dev		0.000	0.000	0.000



28.250_ACCURACY /Voltage_A							
Test Site	Dallas						
Tester	ETS-364						
Test Number	EB6938						
Max Limit	0.011						
Min Limit	-0.007						

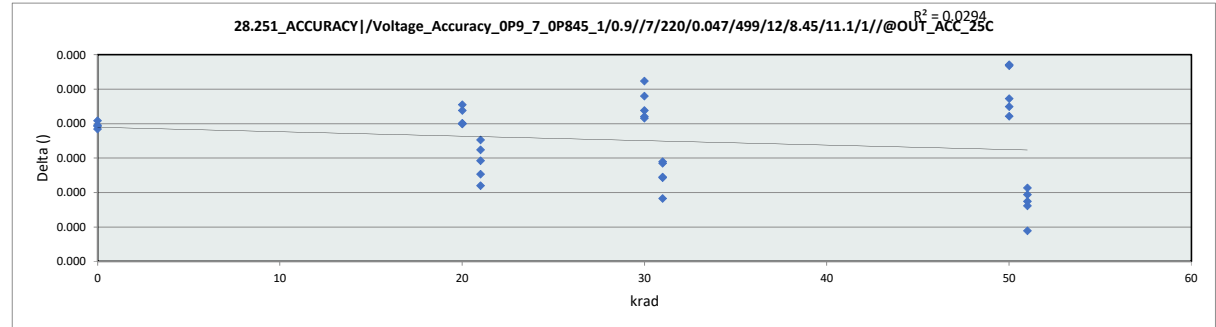
krad	0	20	21	30	31	50	51
LL	-0.007	-0.007	-0.007	-0.007	-0.007	-0.007	-0.007
Min	0.000	0.000	0.000	0.000	0.000	0.000	0.000
Average	0.000	0.000	0.000	0.000	0.000	0.000	0.000
Max	0.000	0.000	0.000	0.000	0.000	0.000	0.000
UL	0.011	0.011	0.011	0.011	0.011	0.011	0.011



# HDR Report TPS7H1111-SEP

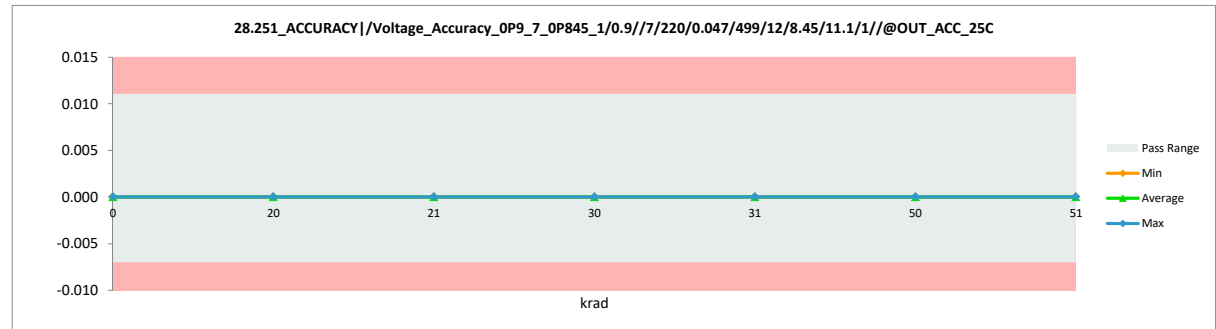
28.251_ACCURACY /Voltage_Ac		
Test Site	Dallas	Dallas
Tester	ETS-364	ETS-364
Test Number	EB6938	EB6938
Unit		
Max Limit	0.011	0.011
Min Limit	-0.007	-0.007

krad	Serial #	Pre	Post	Delta
21	1	0.000	0.000	0.000
21	2	0.000	0.000	0.000
21	3	0.000	0.000	0.000
21	4	0.000	0.000	0.000
21	5	0.000	0.000	0.000
20	17	0.000	0.000	0.000
20	19	0.000	0.000	0.000
20	20	0.000	0.000	0.000
20	21	0.000	0.000	0.000
20	23	0.000	0.000	0.000
31	6	0.000	0.000	0.000
31	7	0.000	0.000	0.000
31	8	0.000	0.000	0.000
31	9	0.000	0.000	0.000
31	10	0.000	0.000	0.000
30	24	0.000	0.000	0.000
30	25	0.000	0.000	0.000
30	26	0.000	0.000	0.000
30	27	0.000	0.000	0.000
30	29	0.000	0.000	0.000
51	11	0.000	0.000	0.000
51	12	0.000	0.000	0.000
51	13	0.000	0.000	0.000
51	15	0.000	0.000	0.000
51	16	0.000	0.000	0.000
50	30	0.000	0.000	0.000
50	32	0.000	0.000	0.000
50	39	0.000	0.000	0.000
50	40	0.000	0.000	0.000
50	41	0.000	0.000	0.000
0	61	0.000	0.000	0.000
0	62	0.000	0.000	0.000
0	63	0.000	0.000	0.000
0	64	0.000	0.000	0.000
Max		0.000	0.000	0.000
Average		0.000	0.000	0.000
Min		0.000	0.000	0.000
Std Dev		0.000	0.000	0.000



28.251_ACCURACY /Voltage_Ac							
Test Site	Dallas						
Tester	ETS-364						
Test Number	EB6938						
Max Limit	0.011						
Min Limit	-0.007						

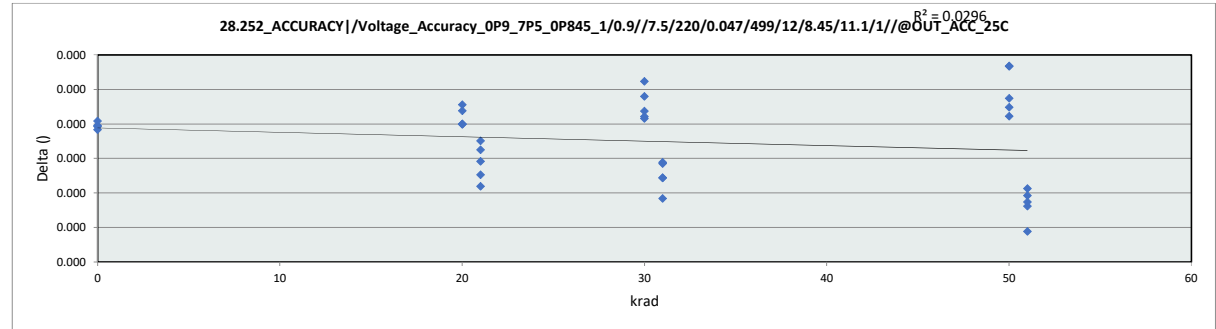
krad	0	20	21	30	31	50	51
LL	-0.007	-0.007	-0.007	-0.007	-0.007	-0.007	-0.007
Min	0.000	0.000	0.000	0.000	0.000	0.000	0.000
Average	0.000	0.000	0.000	0.000	0.000	0.000	0.000
Max	0.000	0.000	0.000	0.000	0.000	0.000	0.000
UL	0.011	0.011	0.011	0.011	0.011	0.011	0.011



HDR Report  
TPS7H1111-SEP

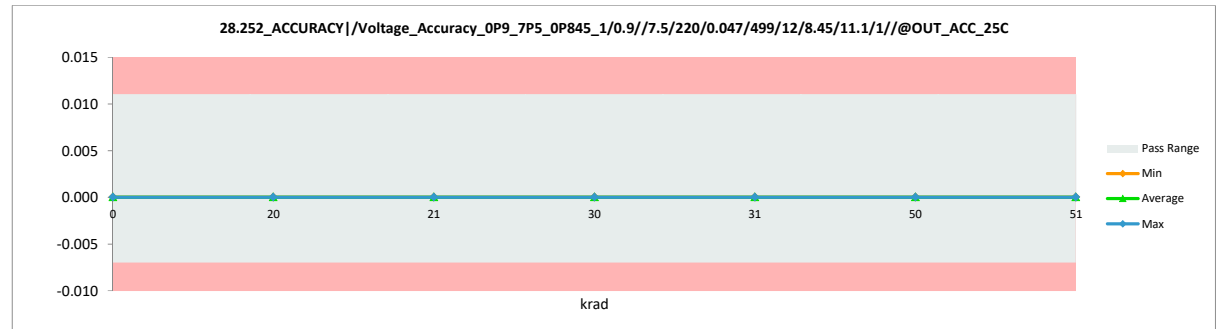
28.252_ACCURACY /Voltage_Ac		
Test Site	Dallas	Dallas
Tester	ETS-364	ETS-364
Test Number	EB6938	EB6938
Unit		
Max Limit	0.011	0.011
Min Limit	-0.007	-0.007

krad	Serial #	Pre	Post	Delta
21	1	0.000	0.000	0.000
21	2	0.000	0.000	0.000
21	3	0.000	0.000	0.000
21	4	0.000	0.000	0.000
21	5	0.000	0.000	0.000
20	17	0.000	0.000	0.000
20	19	0.000	0.000	0.000
20	20	0.000	0.000	0.000
20	21	0.000	0.000	0.000
20	23	0.000	0.000	0.000
31	6	0.000	0.000	0.000
31	7	0.000	0.000	0.000
31	8	0.000	0.000	0.000
31	9	0.000	0.000	0.000
31	10	0.000	0.000	0.000
30	24	0.000	0.000	0.000
30	25	0.000	0.000	0.000
30	26	0.000	0.000	0.000
30	27	0.000	0.000	0.000
30	29	0.000	0.000	0.000
51	11	0.000	0.000	0.000
51	12	0.000	0.000	0.000
51	13	0.000	0.000	0.000
51	15	0.000	0.000	0.000
51	16	0.000	0.000	0.000
50	30	0.000	0.000	0.000
50	32	0.000	0.000	0.000
50	39	0.000	0.000	0.000
50	40	0.000	0.000	0.000
50	41	0.000	0.000	0.000
0	61	0.000	0.000	0.000
0	62	0.000	0.000	0.000
0	63	0.000	0.000	0.000
0	64	0.000	0.000	0.000
Max		0.000	0.000	0.000
Average		0.000	0.000	0.000
Min		0.000	0.000	0.000
Std Dev		0.000	0.000	0.000



28.252_ACCURACY /Voltage_A							
Test Site	Dallas						
Tester	ETS-364						
Test Number	EB6938						
Max Limit	0.011						
Min Limit	-0.007						

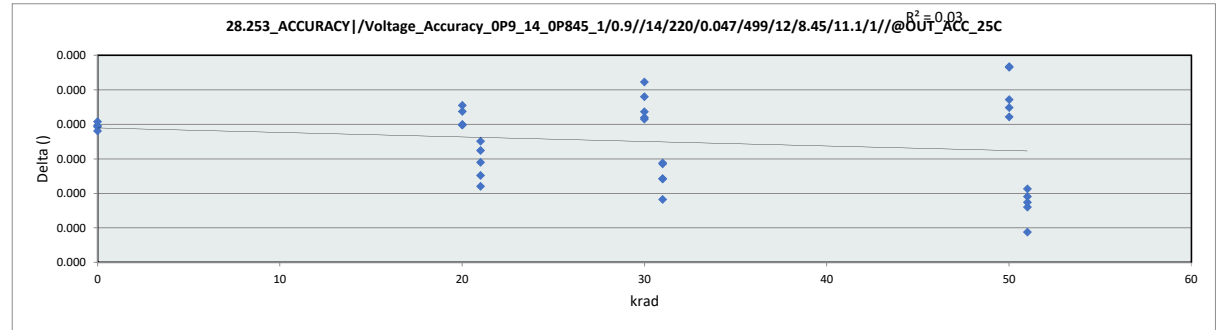
krad	0	20	21	30	31	50	51
LL	-0.007	-0.007	-0.007	-0.007	-0.007	-0.007	-0.007
Min	0.000	0.000	0.000	0.000	0.000	0.000	0.000
Average	0.000	0.000	0.000	0.000	0.000	0.000	0.000
Max	0.000	0.000	0.000	0.000	0.000	0.000	0.000
UL	0.011	0.011	0.011	0.011	0.011	0.011	0.011



HDR Report  
TPS7H1111-SEP

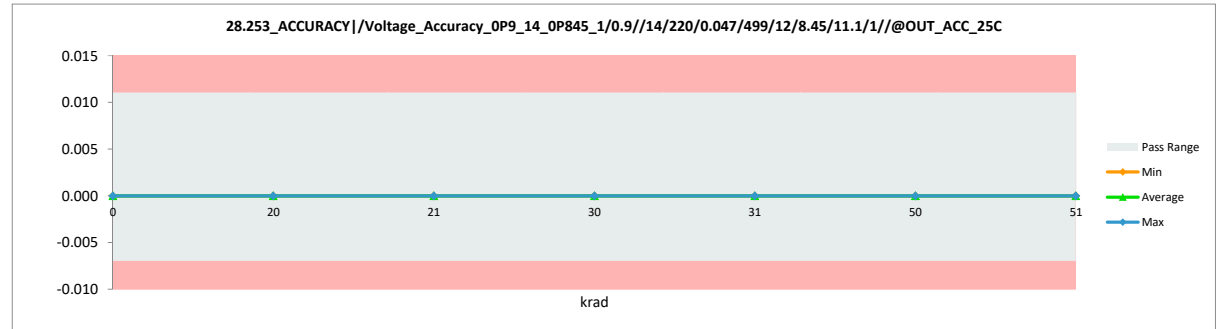
28.253_ACCURACY /Voltage_Ac		
Test Site	Dallas	Dallas
Tester	ETS-364	ETS-364
Test Number	EB6938	EB6938
Unit		
Max Limit	0.011	0.011
Min Limit	-0.007	-0.007

krad	Serial #	Pre	Post	Delta
21	1	0.000	0.000	0.000
21	2	0.000	0.000	0.000
21	3	0.000	0.000	0.000
21	4	0.000	0.000	0.000
21	5	0.000	0.000	0.000
20	17	0.000	0.000	0.000
20	19	0.000	0.000	0.000
20	20	0.000	0.000	0.000
20	21	0.000	0.000	0.000
20	23	0.000	0.000	0.000
31	6	0.000	0.000	0.000
31	7	0.000	0.000	0.000
31	8	0.000	0.000	0.000
31	9	0.000	0.000	0.000
31	10	0.000	0.000	0.000
30	24	0.000	0.000	0.000
30	25	0.000	0.000	0.000
30	26	0.000	0.000	0.000
30	27	0.000	0.000	0.000
30	29	0.000	0.000	0.000
51	11	0.000	0.000	0.000
51	12	0.000	0.000	0.000
51	13	0.000	0.000	0.000
51	15	0.000	0.000	0.000
51	16	0.000	0.000	0.000
50	30	0.000	0.000	0.000
50	32	0.000	0.000	0.000
50	39	0.000	0.000	0.000
50	40	0.000	0.000	0.000
50	41	0.000	0.000	0.000
0	61	0.000	0.000	0.000
0	62	0.000	0.000	0.000
0	63	0.000	0.000	0.000
0	64	0.000	0.000	0.000
Max		0.000	0.000	0.000
Average		0.000	0.000	0.000
Min		0.000	0.000	0.000
Std Dev		0.000	0.000	0.000



28.253_ACCURACY /Voltage_A							
Test Site	Dallas						
Tester	ETS-364						
Test Number	EB6938						
Max Limit	0.011						
Min Limit	-0.007						

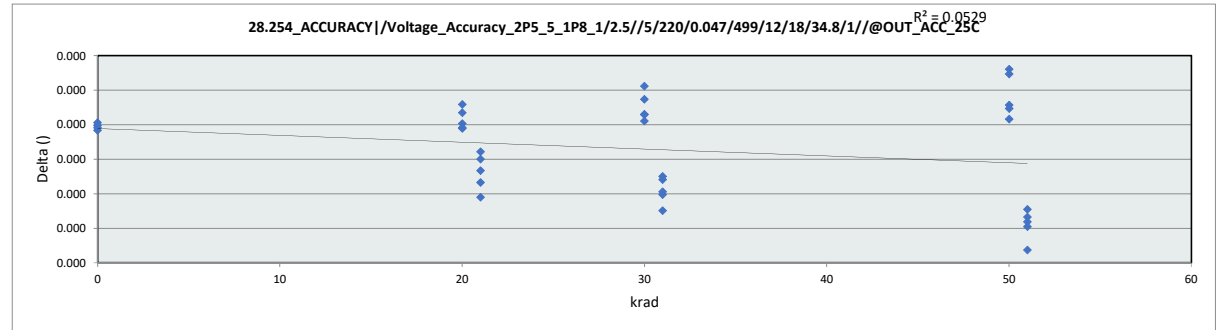
krad	0	20	21	30	31	50	51
LL	-0.007	-0.007	-0.007	-0.007	-0.007	-0.007	-0.007
Min	0.000	0.000	0.000	0.000	0.000	0.000	0.000
Average	0.000	0.000	0.000	0.000	0.000	0.000	0.000
Max	0.000	0.000	0.000	0.000	0.000	0.000	0.000
UL	0.011	0.011	0.011	0.011	0.011	0.011	0.011



HDR Report  
TPS7H1111-SEP

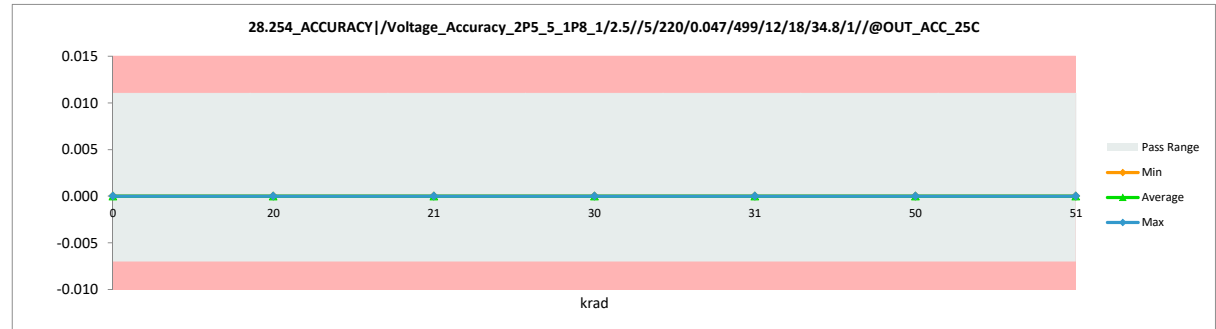
28.254_ACCURACY /Voltage_Ac		
Test Site	Dallas	Dallas
Tester	ETS-364	ETS-364
Test Number	EB6938	EB6938
Unit		
Max Limit	0.011	0.011
Min Limit	-0.007	-0.007

krad	Serial #	Pre	Post	Delta
21	1	0.000	0.000	0.000
21	2	0.000	0.000	0.000
21	3	0.000	0.000	0.000
21	4	0.000	0.000	0.000
21	5	0.000	0.000	0.000
20	17	0.000	0.000	0.000
20	19	0.000	0.000	0.000
20	20	0.000	0.000	0.000
20	21	0.000	0.000	0.000
20	23	0.000	0.000	0.000
31	6	0.000	0.000	0.000
31	7	0.000	0.000	0.000
31	8	0.000	0.000	0.000
31	9	0.000	0.000	0.000
31	10	0.000	0.000	0.000
30	24	0.000	0.000	0.000
30	25	0.000	0.000	0.000
30	26	0.000	0.000	0.000
30	27	0.000	0.000	0.000
30	29	0.000	0.000	0.000
51	11	0.000	0.000	0.000
51	12	0.000	0.000	0.000
51	13	0.000	0.000	0.000
51	15	0.000	0.000	0.000
51	16	0.000	0.000	0.000
50	30	0.000	0.000	0.000
50	32	0.000	0.000	0.000
50	39	0.000	0.000	0.000
50	40	0.000	0.000	0.000
50	41	0.000	0.000	0.000
0	61	0.000	0.000	0.000
0	62	0.000	0.000	0.000
0	63	0.000	0.000	0.000
0	64	0.000	0.000	0.000
Max		0.000	0.000	0.000
Average		0.000	0.000	0.000
Min		0.000	0.000	0.000
Std Dev		0.000	0.000	0.000



28.254_ACCURACY /Voltage_A							
Test Site	Dallas						
Tester	ETS-364						
Test Number	EB6938						
Max Limit	0.011						
Min Limit	-0.007						

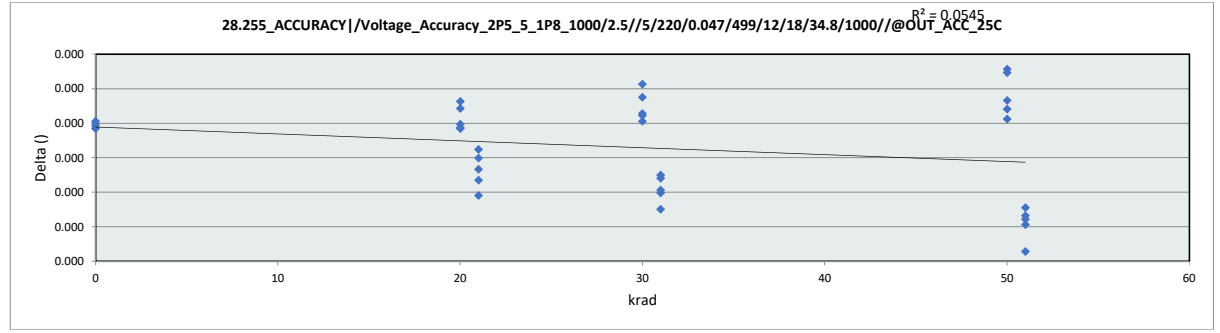
krad	0	20	21	30	31	50	51
LL	-0.007	-0.007	-0.007	-0.007	-0.007	-0.007	-0.007
Min	0.000	0.000	0.000	0.000	0.000	0.000	0.000
Average	0.000	0.000	0.000	0.000	0.000	0.000	0.000
Max	0.000	0.000	0.000	0.000	0.000	0.000	0.000
UL	0.011	0.011	0.011	0.011	0.011	0.011	0.011



HDR Report  
TPS7H1111-SEP

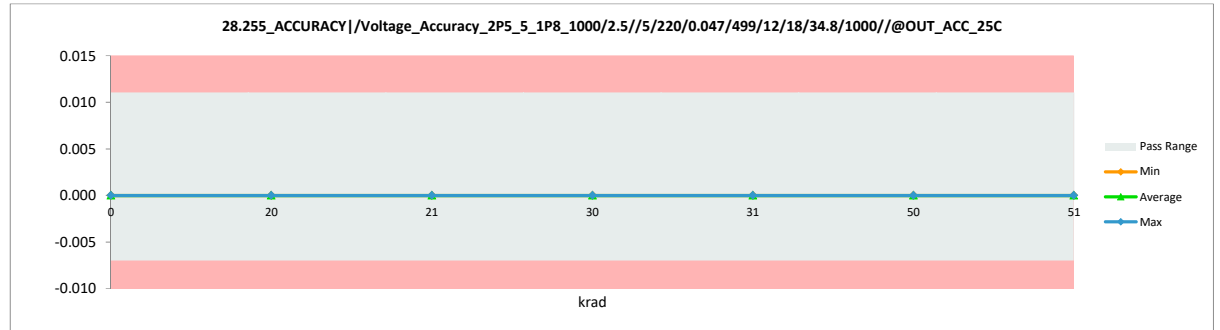
28.255_ACCURACY /Voltage_Ac		
Test Site	Dallas	Dallas
Tester	ETS-364	ETS-364
Test Number	EB6938	EB6938
Unit		
Max Limit	0.011	0.011
Min Limit	-0.007	-0.007

krad	Serial #	Pre	Post	Delta
21	1	0.000	0.000	0.000
21	2	0.000	0.000	0.000
21	3	0.000	0.000	0.000
21	4	0.000	0.000	0.000
21	5	0.000	0.000	0.000
20	17	0.000	0.000	0.000
20	19	0.000	0.000	0.000
20	20	0.000	0.000	0.000
20	21	0.000	0.000	0.000
20	23	0.000	0.000	0.000
31	6	0.000	0.000	0.000
31	7	0.000	0.000	0.000
31	8	0.000	0.000	0.000
31	9	0.000	0.000	0.000
31	10	0.000	0.000	0.000
30	24	0.000	0.000	0.000
30	25	0.000	0.000	0.000
30	26	0.000	0.000	0.000
30	27	0.000	0.000	0.000
30	29	0.000	0.000	0.000
51	11	0.000	0.000	0.000
51	12	0.000	0.000	0.000
51	13	0.000	0.000	0.000
51	15	0.000	0.000	0.000
51	16	0.000	0.000	0.000
50	30	0.000	0.000	0.000
50	32	0.000	0.000	0.000
50	39	0.000	0.000	0.000
50	40	0.000	0.000	0.000
50	41	0.000	0.000	0.000
0	61	0.000	0.000	0.000
0	62	0.000	0.000	0.000
0	63	0.000	0.000	0.000
0	64	0.000	0.000	0.000
Max		0.000	0.000	0.000
Average		0.000	0.000	0.000
Min		0.000	0.000	0.000
Std Dev		0.000	0.000	0.000



28.255_ACCURACY /Voltage_A							
Test Site	Dallas						
Tester	ETS-364						
Test Number	EB6938						
Max Limit	0.011						
Min Limit	-0.007						

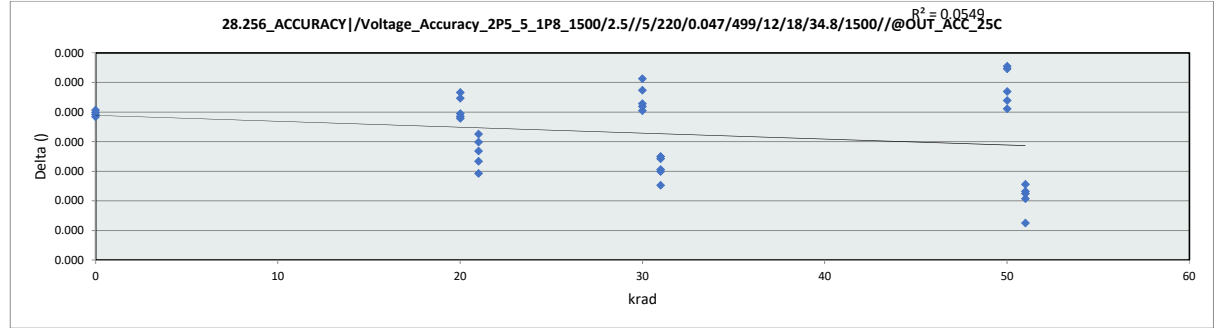
krad	0	20	21	30	31	50	51
LL	-0.007	-0.007	-0.007	-0.007	-0.007	-0.007	-0.007
Min	0.000	0.000	0.000	0.000	0.000	0.000	0.000
Average	0.000	0.000	0.000	0.000	0.000	0.000	0.000
Max	0.000	0.000	0.000	0.000	0.000	0.000	0.000
UL	0.011	0.011	0.011	0.011	0.011	0.011	0.011



HDR Report  
TPS7H1111-SEP

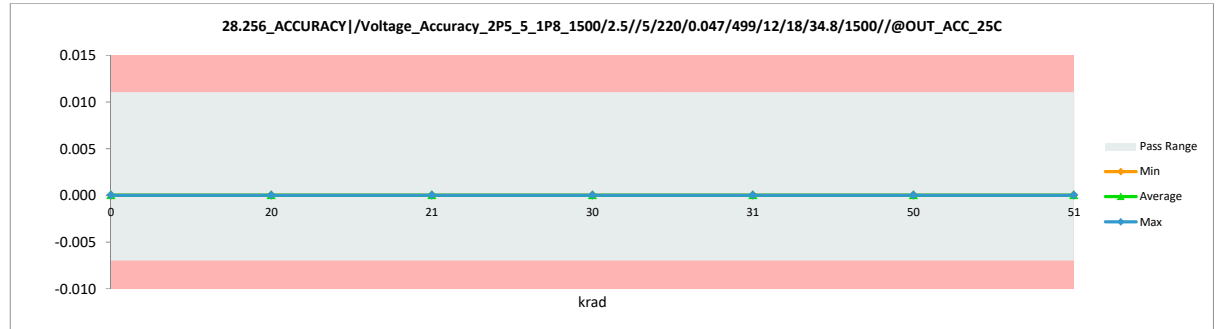
28.256_ACCURACY /Voltage_Ac		
Test Site	Dallas	Dallas
Tester	ETS-364	ETS-364
Test Number	EB6938	EB6938
Unit		
Max Limit	0.011	0.011
Min Limit	-0.007	-0.007

krad	Serial #	Pre	Post	Delta
21	1	0.000	0.000	0.000
21	2	0.000	0.000	0.000
21	3	0.000	0.000	0.000
21	4	0.000	0.000	0.000
21	5	0.000	0.000	0.000
20	17	0.000	0.000	0.000
20	19	0.000	0.000	0.000
20	20	0.000	0.000	0.000
20	21	0.000	0.000	0.000
20	23	0.000	0.000	0.000
31	6	0.000	0.000	0.000
31	7	0.000	0.000	0.000
31	8	0.000	0.000	0.000
31	9	0.000	0.000	0.000
31	10	0.000	0.000	0.000
30	24	0.000	0.000	0.000
30	25	0.000	0.000	0.000
30	26	0.000	0.000	0.000
30	27	0.000	0.000	0.000
30	29	0.000	0.000	0.000
51	11	0.000	0.000	0.000
51	12	0.000	0.000	0.000
51	13	0.000	0.000	0.000
51	15	0.000	0.000	0.000
51	16	0.000	0.000	0.000
50	30	0.000	0.000	0.000
50	32	0.000	0.000	0.000
50	39	0.000	0.000	0.000
50	40	0.000	0.000	0.000
50	41	0.000	0.000	0.000
0	61	0.000	0.000	0.000
0	62	0.000	0.000	0.000
0	63	0.000	0.000	0.000
0	64	0.000	0.000	0.000
Max		0.000	0.000	0.000
Average		0.000	0.000	0.000
Min		0.000	0.000	0.000
Std Dev		0.000	0.000	0.000



28.256_ACCURACY /Voltage_A							
Test Site	Dallas						
Tester	ETS-364						
Test Number	EB6938						
Max Limit	0.011						
Min Limit	-0.007						

	0	20	21	30	31	50	51
LL	-0.007	-0.007	-0.007	-0.007	-0.007	-0.007	-0.007
Min	0.000	0.000	0.000	0.000	0.000	0.000	0.000
Average	0.000	0.000	0.000	0.000	0.000	0.000	0.000
Max	0.000	0.000	0.000	0.000	0.000	0.000	0.000
UL	0.011	0.011	0.011	0.011	0.011	0.011	0.011

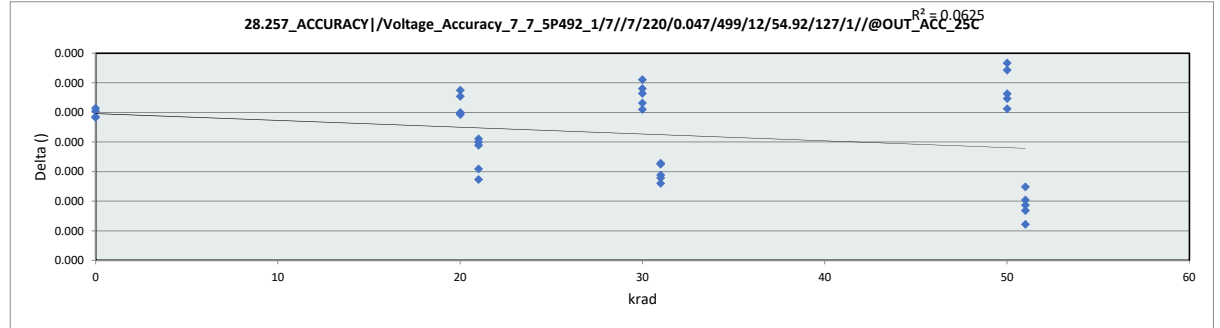




HDR Report  
TPS7H1111-SEP

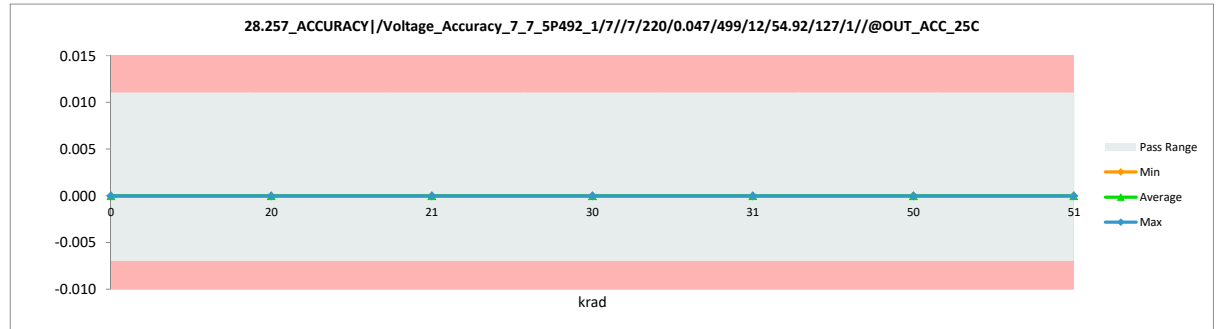
28.257_ACCURACY /Voltage_Ac		
Test Site	Dallas	Dallas
Tester	ETS-364	ETS-364
Test Number	EB6938	EB6938
Unit		
Max Limit	0.011	0.011
Min Limit	-0.007	-0.007

krad	Serial #	Pre	Post	Delta
21	1	0.000	0.000	0.000
21	2	0.000	0.000	0.000
21	3	0.000	0.000	0.000
21	4	0.000	0.000	0.000
21	5	0.000	0.000	0.000
20	17	0.000	0.000	0.000
20	19	0.000	0.000	0.000
20	20	0.000	0.000	0.000
20	21	0.000	0.000	0.000
20	23	0.000	0.000	0.000
31	6	0.000	0.000	0.000
31	7	0.000	0.000	0.000
31	8	0.000	0.000	0.000
31	9	0.000	0.000	0.000
31	10	0.000	0.000	0.000
30	24	0.000	0.000	0.000
30	25	0.000	0.000	0.000
30	26	0.000	0.000	0.000
30	27	0.000	0.000	0.000
30	29	0.000	0.000	0.000
51	11	0.000	0.000	0.000
51	12	0.000	0.000	0.000
51	13	0.000	0.000	0.000
51	15	0.000	0.000	0.000
51	16	0.000	0.000	0.000
50	30	0.000	0.000	0.000
50	32	0.000	0.000	0.000
50	39	0.000	0.000	0.000
50	40	0.000	0.000	0.000
50	41	0.000	0.000	0.000
0	61	0.000	0.000	0.000
0	62	0.000	0.000	0.000
0	63	0.000	0.000	0.000
0	64	0.000	0.000	0.000
Max		0.000	0.000	0.000
Average		0.000	0.000	0.000
Min		0.000	0.000	0.000
Std Dev		0.000	0.000	0.000



28.257_ACCURACY /Voltage_A							
Test Site	Dallas						
Tester	ETS-364						
Test Number	EB6938						
Max Limit	0.011						
Min Limit	-0.007						

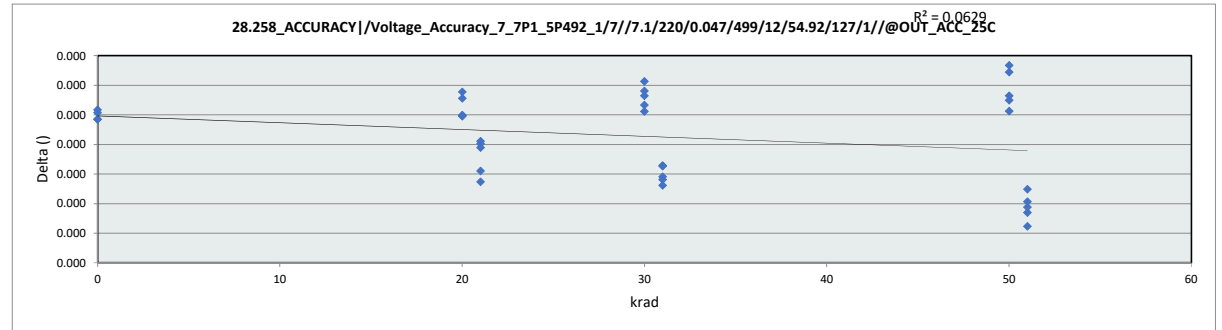
krad	0	20	21	30	31	50	51
LL	-0.007	-0.007	-0.007	-0.007	-0.007	-0.007	-0.007
Min	0.000	0.000	0.000	0.000	0.000	0.000	0.000
Average	0.000	0.000	0.000	0.000	0.000	0.000	0.000
Max	0.000	0.000	0.000	0.000	0.000	0.000	0.000
UL	0.011	0.011	0.011	0.011	0.011	0.011	0.011



# HDR Report TPS7H1111-SEP

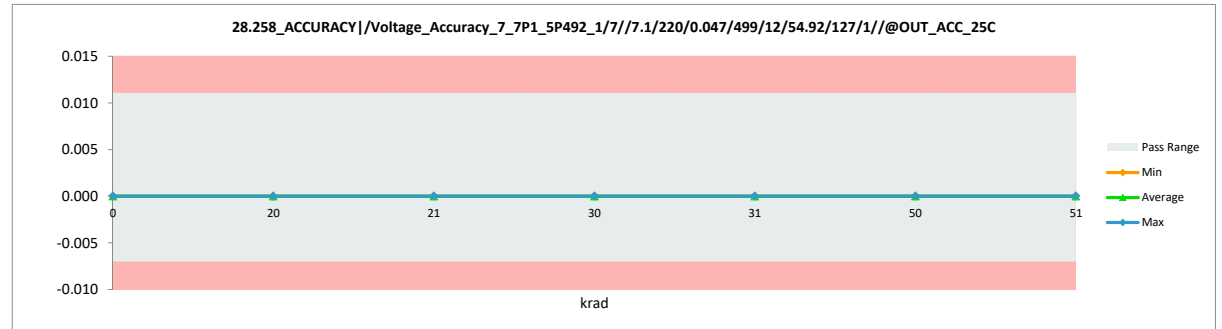
28.258_ACCURACY /Voltage_Ac		
Test Site	Dallas	Dallas
Tester	ETS-364	ETS-364
Test Number	EB6938	EB6938
Unit		
Max Limit	0.011	0.011
Min Limit	-0.007	-0.007

krad	Serial #	Pre	Post	Delta
21	1	0.000	0.000	0.000
21	2	0.000	0.000	0.000
21	3	0.000	0.000	0.000
21	4	0.000	0.000	0.000
21	5	0.000	0.000	0.000
20	17	0.000	0.000	0.000
20	19	0.000	0.000	0.000
20	20	0.000	0.000	0.000
20	21	0.000	0.000	0.000
20	23	0.000	0.000	0.000
31	6	0.000	0.000	0.000
31	7	0.000	0.000	0.000
31	8	0.000	0.000	0.000
31	9	0.000	0.000	0.000
31	10	0.000	0.000	0.000
30	24	0.000	0.000	0.000
30	25	0.000	0.000	0.000
30	26	0.000	0.000	0.000
30	27	0.000	0.000	0.000
30	29	0.000	0.000	0.000
51	11	0.000	0.000	0.000
51	12	0.000	0.000	0.000
51	13	0.000	0.000	0.000
51	15	0.000	0.000	0.000
51	16	0.000	0.000	0.000
50	30	0.000	0.000	0.000
50	32	0.000	0.000	0.000
50	39	0.000	0.000	0.000
50	40	0.000	0.000	0.000
50	41	0.000	0.000	0.000
0	61	0.000	0.000	0.000
0	62	0.000	0.000	0.000
0	63	0.000	0.000	0.000
0	64	0.000	0.000	0.000
Max		0.000	0.000	0.000
Average		0.000	0.000	0.000
Min		0.000	0.000	0.000
Std Dev		0.000	0.000	0.000



28.258_ACCURACY /Voltage_A							
Test Site	Dallas						
Tester	ETS-364						
Test Number	EB6938						
Max Limit	0.011						
Min Limit	-0.007						

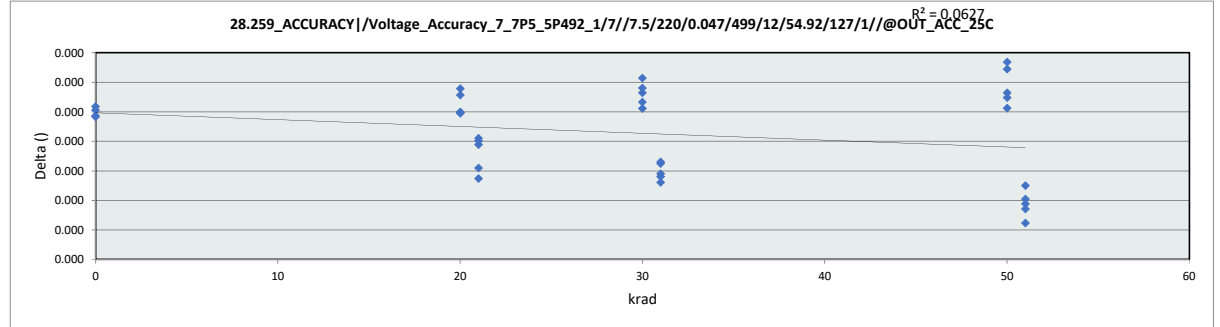
krad	0	20	21	30	31	50	51
LL	-0.007	-0.007	-0.007	-0.007	-0.007	-0.007	-0.007
Min	0.000	0.000	0.000	0.000	0.000	0.000	0.000
Average	0.000	0.000	0.000	0.000	0.000	0.000	0.000
Max	0.000	0.000	0.000	0.000	0.000	0.000	0.000
UL	0.011	0.011	0.011	0.011	0.011	0.011	0.011



HDR Report  
TPS7H1111-SEP

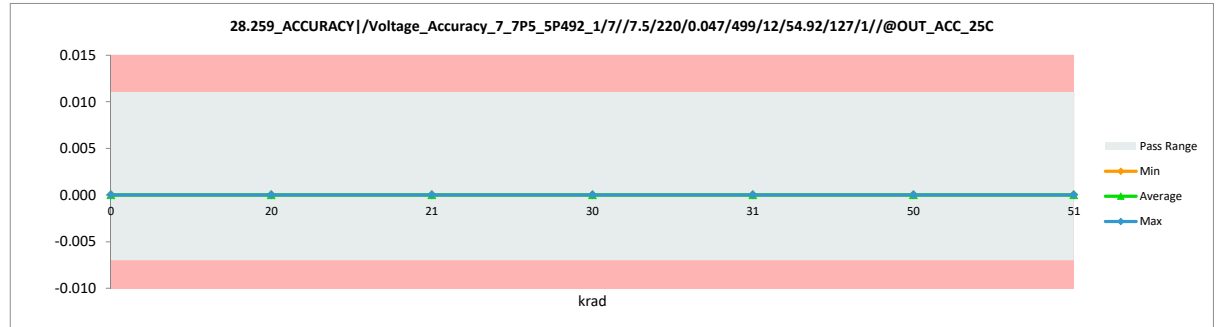
28.259_ACCURACY /Voltage_Ac		
Test Site	Dallas	Dallas
Tester	ETS-364	ETS-364
Test Number	EB6938	EB6938
Unit		
Max Limit	0.011	0.011
Min Limit	-0.007	-0.007

krad	Serial #	Pre	Post	Delta
21	1	0.000	0.000	0.000
21	2	0.000	0.000	0.000
21	3	0.000	0.000	0.000
21	4	0.000	0.000	0.000
21	5	0.000	0.000	0.000
20	17	0.000	0.000	0.000
20	19	0.000	0.000	0.000
20	20	0.000	0.000	0.000
20	21	0.000	0.000	0.000
20	23	0.000	0.000	0.000
31	6	0.000	0.000	0.000
31	7	0.000	0.000	0.000
31	8	0.000	0.000	0.000
31	9	0.000	0.000	0.000
31	10	0.000	0.000	0.000
30	24	0.000	0.000	0.000
30	25	0.000	0.000	0.000
30	26	0.000	0.000	0.000
30	27	0.000	0.000	0.000
30	29	0.000	0.000	0.000
51	11	0.000	0.000	0.000
51	12	0.000	0.000	0.000
51	13	0.000	0.000	0.000
51	15	0.000	0.000	0.000
51	16	0.000	0.000	0.000
50	30	0.000	0.000	0.000
50	32	0.000	0.000	0.000
50	39	0.000	0.000	0.000
50	40	0.000	0.000	0.000
50	41	0.000	0.000	0.000
0	61	0.000	0.000	0.000
0	62	0.000	0.000	0.000
0	63	0.000	0.000	0.000
0	64	0.000	0.000	0.000
Max		0.000	0.000	0.000
Average		0.000	0.000	0.000
Min		0.000	0.000	0.000
Std Dev		0.000	0.000	0.000



28.259_ACCURACY /Voltage_A							
Test Site	Dallas						
Tester	ETS-364						
Test Number	EB6938						
Max Limit	0.011						
Min Limit	-0.007						

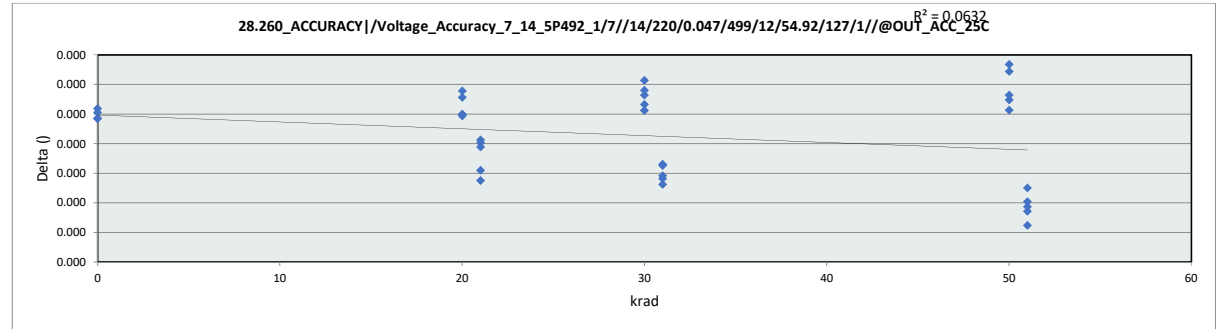
krad	0	20	21	30	31	50	51
LL	-0.007	-0.007	-0.007	-0.007	-0.007	-0.007	-0.007
Min	0.000	0.000	0.000	0.000	0.000	0.000	0.000
Average	0.000	0.000	0.000	0.000	0.000	0.000	0.000
Max	0.000	0.000	0.000	0.000	0.000	0.000	0.000
UL	0.011	0.011	0.011	0.011	0.011	0.011	0.011



HDR Report  
TPS7H1111-SEP

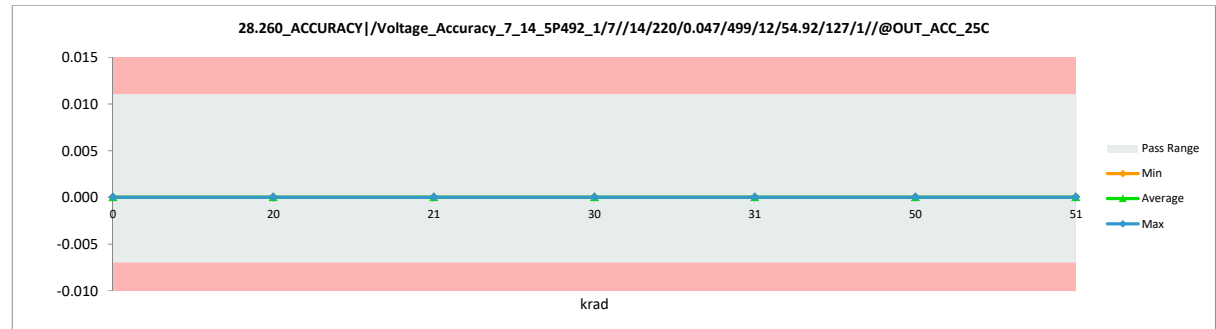
28.260_ACCURACY /Voltage_Ac		
Test Site	Dallas	Dallas
Tester	ETS-364	ETS-364
Test Number	EB6938	EB6938
Unit		
Max Limit	0.011	0.011
Min Limit	-0.007	-0.007

krad	Serial #	Pre	Post	Delta
21	1	0.000	0.000	0.000
21	2	0.000	0.000	0.000
21	3	0.000	0.000	0.000
21	4	0.000	0.000	0.000
21	5	0.000	0.000	0.000
20	17	0.000	0.000	0.000
20	19	0.000	0.000	0.000
20	20	0.000	0.000	0.000
20	21	0.000	0.000	0.000
20	23	0.000	0.000	0.000
31	6	0.000	0.000	0.000
31	7	0.000	0.000	0.000
31	8	0.000	0.000	0.000
31	9	0.000	0.000	0.000
31	10	0.000	0.000	0.000
30	24	0.000	0.000	0.000
30	25	0.000	0.000	0.000
30	26	0.000	0.000	0.000
30	27	0.000	0.000	0.000
30	29	0.000	0.000	0.000
51	11	0.000	0.000	0.000
51	12	0.000	0.000	0.000
51	13	0.000	0.000	0.000
51	15	0.000	0.000	0.000
51	16	0.000	0.000	0.000
50	30	0.000	0.000	0.000
50	32	0.000	0.000	0.000
50	39	0.000	0.000	0.000
50	40	0.000	0.000	0.000
50	41	0.000	0.000	0.000
0	61	0.000	0.000	0.000
0	62	0.000	0.000	0.000
0	63	0.000	0.000	0.000
0	64	0.000	0.000	0.000
Max		0.000	0.000	0.000
Average		0.000	0.000	0.000
Min		0.000	0.000	0.000
Std Dev		0.000	0.000	0.000



28.260_ACCURACY /Voltage_A							
Test Site	Dallas						
Tester	ETS-364						
Test Number	EB6938						
Max Limit	0.011						
Min Limit	-0.007						

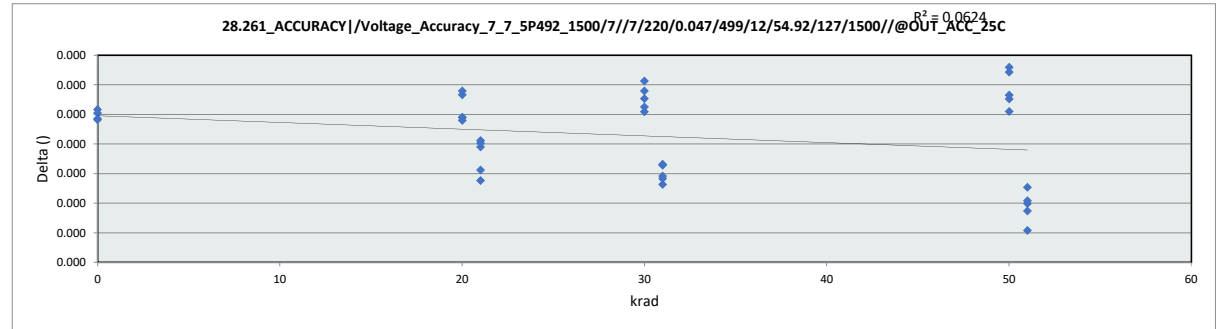
krad	0	20	21	30	31	50	51
LL	-0.007	-0.007	-0.007	-0.007	-0.007	-0.007	-0.007
Min	0.000	0.000	0.000	0.000	0.000	0.000	0.000
Average	0.000	0.000	0.000	0.000	0.000	0.000	0.000
Max	0.000	0.000	0.000	0.000	0.000	0.000	0.000
UL	0.011	0.011	0.011	0.011	0.011	0.011	0.011



HDR Report  
TPS7H1111-SEP

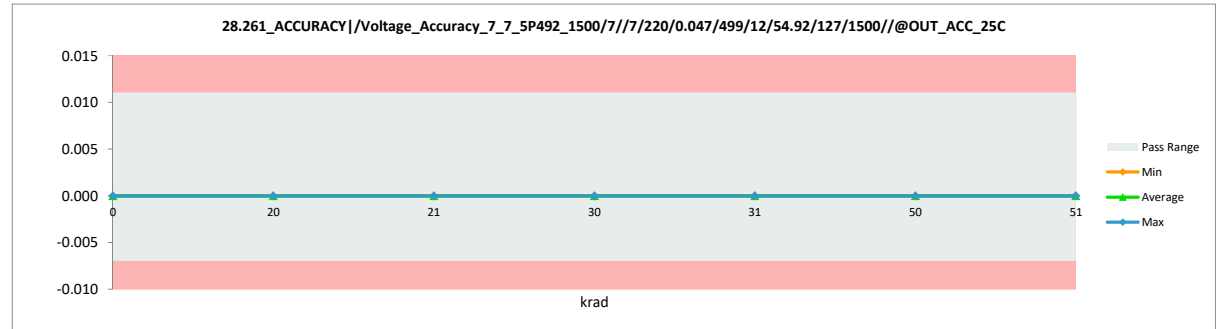
28.261_ACCURACY /Voltage_Ac		
Test Site	Dallas	Dallas
Tester	ETS-364	ETS-364
Test Number	EB6938	EB6938
Unit		
Max Limit	0.011	0.011
Min Limit	-0.007	-0.007

krad	Serial #	Pre	Post	Delta
21	1	0.000	0.000	0.000
21	2	0.000	0.000	0.000
21	3	0.000	0.000	0.000
21	4	0.000	0.000	0.000
21	5	0.000	0.000	0.000
20	17	0.000	0.000	0.000
20	19	0.000	0.000	0.000
20	20	0.000	0.000	0.000
20	21	0.000	0.000	0.000
20	23	0.000	0.000	0.000
31	6	0.000	0.000	0.000
31	7	0.000	0.000	0.000
31	8	0.000	0.000	0.000
31	9	0.000	0.000	0.000
31	10	0.000	0.000	0.000
30	24	0.000	0.000	0.000
30	25	0.000	0.000	0.000
30	26	0.000	0.000	0.000
30	27	0.000	0.000	0.000
30	29	0.000	0.000	0.000
51	11	0.000	0.000	0.000
51	12	0.000	0.000	0.000
51	13	0.000	0.000	0.000
51	15	0.000	0.000	0.000
51	16	0.000	0.000	0.000
50	30	0.000	0.000	0.000
50	32	0.000	0.000	0.000
50	39	0.000	0.000	0.000
50	40	0.000	0.000	0.000
50	41	0.000	0.000	0.000
0	61	0.000	0.000	0.000
0	62	0.000	0.000	0.000
0	63	0.000	0.000	0.000
0	64	0.000	0.000	0.000
Max		0.000	0.000	0.000
Average		0.000	0.000	0.000
Min		0.000	0.000	0.000
Std Dev		0.000	0.000	0.000



28.261_ACCURACY /Voltage_A							
Test Site	Dallas						
Tester	ETS-364						
Test Number	EB6938						
Max Limit	0.011						
Min Limit	-0.007						

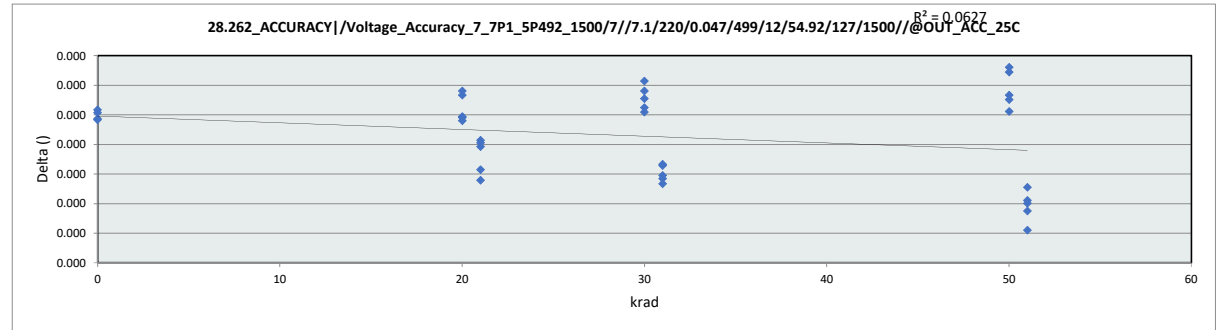
krad	0	20	21	30	31	50	51
LL	-0.007	-0.007	-0.007	-0.007	-0.007	-0.007	-0.007
Min	0.000	0.000	0.000	0.000	0.000	0.000	0.000
Average	0.000	0.000	0.000	0.000	0.000	0.000	0.000
Max	0.000	0.000	0.000	0.000	0.000	0.000	0.000
UL	0.011	0.011	0.011	0.011	0.011	0.011	0.011



HDR Report  
TPS7H1111-SEP

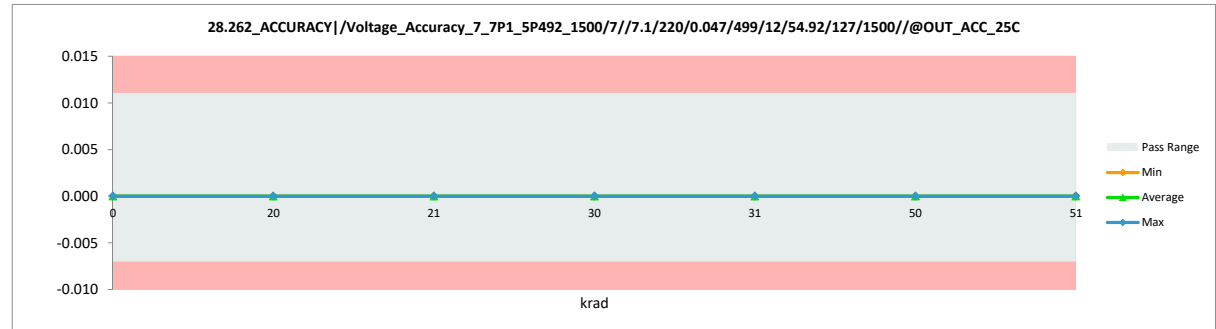
28.262_ACCURACY /Voltage_Ac		
Test Site	Dallas	Dallas
Tester	ETS-364	ETS-364
Test Number	EB6938	EB6938
Unit		
Max Limit	0.011	0.011
Min Limit	-0.007	-0.007

krad	Serial #	Pre	Post	Delta
21	1	0.000	0.000	0.000
21	2	0.000	0.000	0.000
21	3	0.000	0.000	0.000
21	4	0.000	0.000	0.000
21	5	0.000	0.000	0.000
20	17	0.000	0.000	0.000
20	19	0.000	0.000	0.000
20	20	0.000	0.000	0.000
20	21	0.000	0.000	0.000
20	23	0.000	0.000	0.000
31	6	0.000	0.000	0.000
31	7	0.000	0.000	0.000
31	8	0.000	0.000	0.000
31	9	0.000	0.000	0.000
31	10	0.000	0.000	0.000
30	24	0.000	0.000	0.000
30	25	0.000	0.000	0.000
30	26	0.000	0.000	0.000
30	27	0.000	0.000	0.000
30	29	0.000	0.000	0.000
51	11	0.000	0.000	0.000
51	12	0.000	0.000	0.000
51	13	0.000	0.000	0.000
51	15	0.000	0.000	0.000
51	16	0.000	0.000	0.000
50	30	0.000	0.000	0.000
50	32	0.000	0.000	0.000
50	39	0.000	0.000	0.000
50	40	0.000	0.000	0.000
50	41	0.000	0.000	0.000
0	61	0.000	0.000	0.000
0	62	0.000	0.000	0.000
0	63	0.000	0.000	0.000
0	64	0.000	0.000	0.000
Max		0.000	0.000	0.000
Average		0.000	0.000	0.000
Min		0.000	0.000	0.000
Std Dev		0.000	0.000	0.000



28.262_ACCURACY /Voltage_A							
Test Site	Dallas						
Tester	ETS-364						
Test Number	EB6938						
Max Limit	0.011						
Min Limit	-0.007						

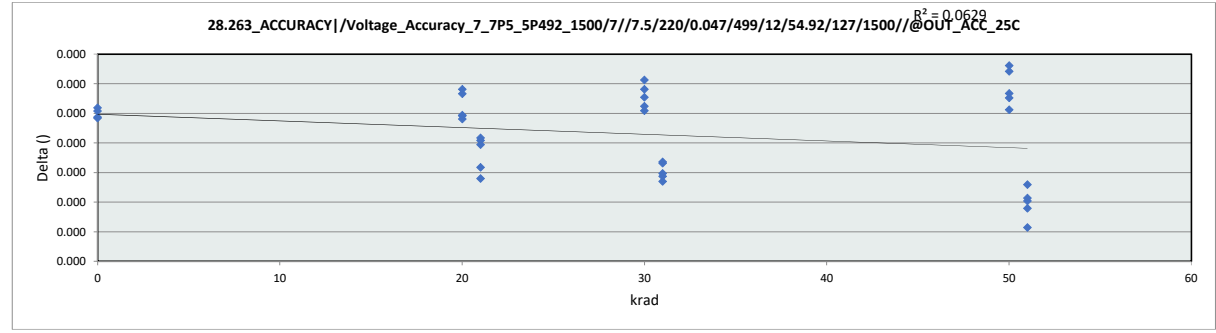
krad	0	20	21	30	31	50	51
LL	-0.007	-0.007	-0.007	-0.007	-0.007	-0.007	-0.007
Min	0.000	0.000	0.000	0.000	0.000	0.000	0.000
Average	0.000	0.000	0.000	0.000	0.000	0.000	0.000
Max	0.000	0.000	0.000	0.000	0.000	0.000	0.000
UL	0.011	0.011	0.011	0.011	0.011	0.011	0.011



HDR Report  
TPS7H1111-SEP

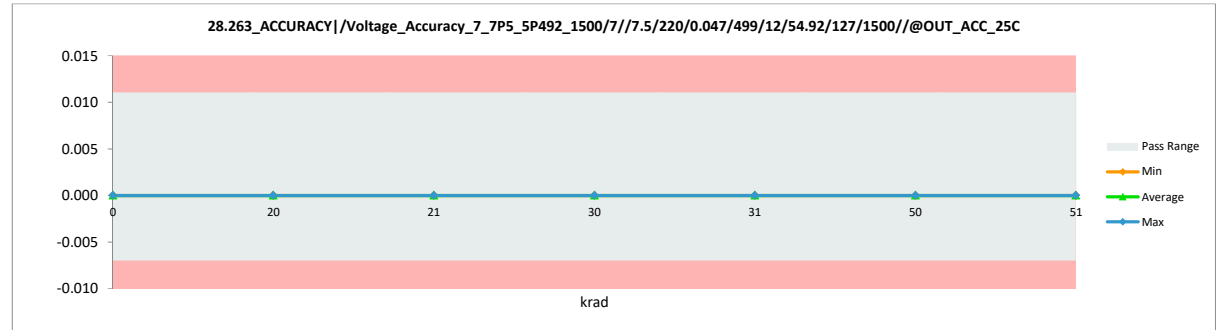
28.263_ACCURACY /Voltage_Ac		
Test Site	Dallas	Dallas
Tester	ETS-364	ETS-364
Test Number	EB6938	EB6938
Unit		
Max Limit	0.011	0.011
Min Limit	-0.007	-0.007

krad	Serial #	Pre	Post	Delta
21	1	0.000	0.000	0.000
21	2	0.000	0.000	0.000
21	3	0.000	0.000	0.000
21	4	0.000	0.000	0.000
21	5	0.000	0.000	0.000
20	17	0.000	0.000	0.000
20	19	0.000	0.000	0.000
20	20	0.000	0.000	0.000
20	21	0.000	0.000	0.000
20	23	0.000	0.000	0.000
31	6	0.000	0.000	0.000
31	7	0.000	0.000	0.000
31	8	0.000	0.000	0.000
31	9	0.000	0.000	0.000
31	10	0.000	0.000	0.000
30	24	0.000	0.000	0.000
30	25	0.000	0.000	0.000
30	26	0.000	0.000	0.000
30	27	0.000	0.000	0.000
30	29	0.000	0.000	0.000
51	11	0.000	0.000	0.000
51	12	0.000	0.000	0.000
51	13	0.000	0.000	0.000
51	15	0.000	0.000	0.000
51	16	0.000	0.000	0.000
50	30	0.000	0.000	0.000
50	32	0.000	0.000	0.000
50	39	0.000	0.000	0.000
50	40	0.000	0.000	0.000
50	41	0.000	0.000	0.000
0	61	0.000	0.000	0.000
0	62	0.000	0.000	0.000
0	63	0.000	0.000	0.000
0	64	0.000	0.000	0.000
Max		0.000	0.000	0.000
Average		0.000	0.000	0.000
Min		0.000	0.000	0.000
Std Dev		0.000	0.000	0.000



28.263_ACCURACY /Voltage_A							
Test Site	Dallas						
Tester	ETS-364						
Test Number	EB6938						
Max Limit	0.011						
Min Limit	-0.007						

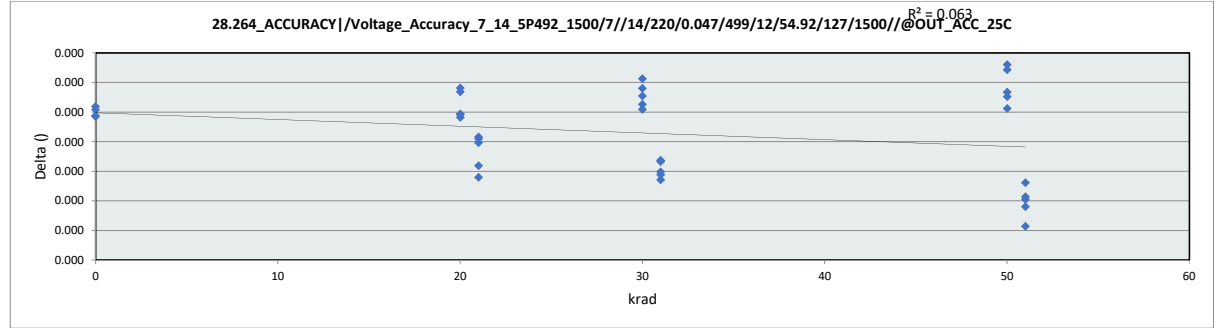
krad	0	20	21	30	31	50	51
LL	-0.007	-0.007	-0.007	-0.007	-0.007	-0.007	-0.007
Min	0.000	0.000	0.000	0.000	0.000	0.000	0.000
Average	0.000	0.000	0.000	0.000	0.000	0.000	0.000
Max	0.000	0.000	0.000	0.000	0.000	0.000	0.000
UL	0.011	0.011	0.011	0.011	0.011	0.011	0.011



HDR Report  
TPS7H1111-SEP

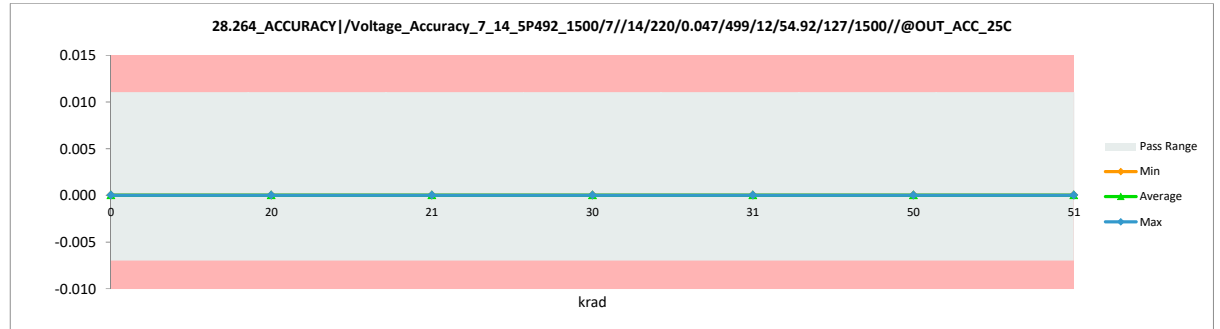
28.264_ACCURACY /Voltage_Ac		
Test Site	Dallas	Dallas
Tester	ETS-364	ETS-364
Test Number	EB6938	EB6938
Unit		
Max Limit	0.011	0.011
Min Limit	-0.007	-0.007

krad	Serial #	Pre	Post	Delta
21	1	0.000	0.000	0.000
21	2	0.000	0.000	0.000
21	3	0.000	0.000	0.000
21	4	0.000	0.000	0.000
21	5	0.000	0.000	0.000
20	17	0.000	0.000	0.000
20	19	0.000	0.000	0.000
20	20	0.000	0.000	0.000
20	21	0.000	0.000	0.000
20	23	0.000	0.000	0.000
31	6	0.000	0.000	0.000
31	7	0.000	0.000	0.000
31	8	0.000	0.000	0.000
31	9	0.000	0.000	0.000
31	10	0.000	0.000	0.000
30	24	0.000	0.000	0.000
30	25	0.000	0.000	0.000
30	26	0.000	0.000	0.000
30	27	0.000	0.000	0.000
30	29	0.000	0.000	0.000
51	11	0.000	0.000	0.000
51	12	0.000	0.000	0.000
51	13	0.000	0.000	0.000
51	15	0.000	0.000	0.000
51	16	0.000	0.000	0.000
50	30	0.000	0.000	0.000
50	32	0.000	0.000	0.000
50	39	0.000	0.000	0.000
50	40	0.000	0.000	0.000
50	41	0.000	0.000	0.000
0	61	0.000	0.000	0.000
0	62	0.000	0.000	0.000
0	63	0.000	0.000	0.000
0	64	0.000	0.000	0.000
Max		0.000	0.000	0.000
Average		0.000	0.000	0.000
Min		0.000	0.000	0.000
Std Dev		0.000	0.000	0.000



28.264_ACCURACY /Voltage_A							
Test Site	Dallas						
Tester	ETS-364						
Test Number	EB6938						
Max Limit	0.011						
Min Limit	-0.007						

krad	0	20	21	30	31	50	51
LL	-0.007	-0.007	-0.007	-0.007	-0.007	-0.007	-0.007
Min	0.000	0.000	0.000	0.000	0.000	0.000	0.000
Average	0.000	0.000	0.000	0.000	0.000	0.000	0.000
Max	0.000	0.000	0.000	0.000	0.000	0.000	0.000
UL	0.011	0.011	0.011	0.011	0.011	0.011	0.011

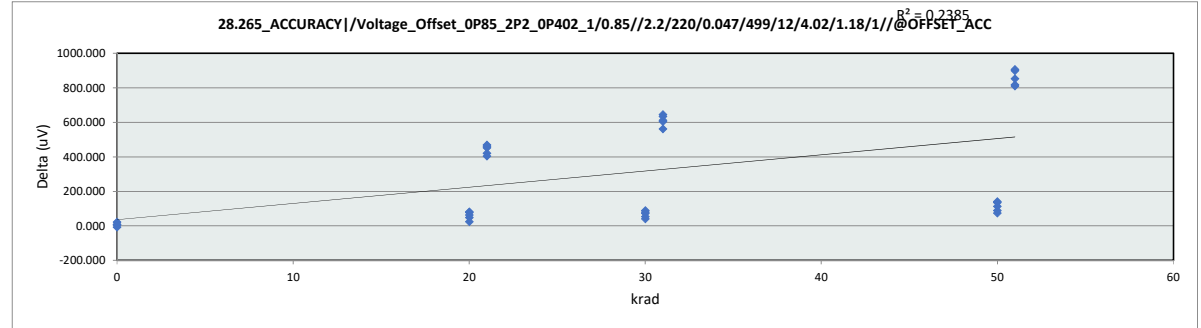




HDR Report  
TPS7H1111-SEP

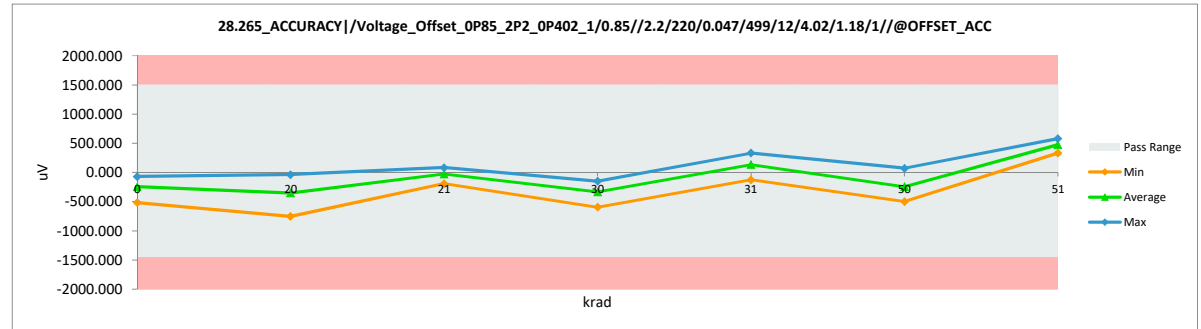
28.265_ACCURACY /Voltage_Offset		
Test Site	Dallas	Dallas
Tester	ETS-364	ETS-364
Test Number	EB6938	EB6938
Unit	uV	uV
Max Limit	1500	1500
Min Limit	-1450	-1450

krad	Serial #	Pre	Post	Delta
21	1	-598.468	-145.674	452.794
21	2	-610.898	-190.991	419.907
21	3	-419.226	50.500	469.726
21	4	-320.198	83.034	403.232
21	5	-396.556	65.438	461.994
20	17	-814.673	-752.185	62.488
20	19	-120.269	-39.674	80.595
20	20	-452.374	-428.502	23.872
20	21	-464.648	-416.850	47.798
20	23	-211.865	-135.098	76.767
31	6	-474.685	128.654	603.339
31	7	-552.124	92.919	645.043
31	8	-301.974	331.007	632.981
31	9	-371.179	240.931	612.110
31	10	-687.230	-125.659	561.571
30	24	-674.602	-595.450	79.152
30	25	-361.641	-320.306	41.335
30	26	-496.881	-408.128	88.753
30	27	-205.912	-151.651	54.261
30	29	-266.534	-195.137	71.397
51	11	-324.318	581.658	905.976
51	12	-344.193	508.846	853.039
51	13	-565.188	333.703	898.891
51	15	-345.805	471.805	817.610
51	16	-334.500	476.210	810.710
50	30	-63.600	71.146	134.746
50	32	-368.904	-227.745	141.159
50	39	-344.847	-232.688	112.159
50	40	-405.787	-331.402	74.385
50	41	-587.749	-499.150	88.599
0	61	-92.690	-70.724	21.966
0	62	-243.954	-251.453	-7.499
0	63	-150.178	-141.840	8.338
0	64	-524.445	-518.332	6.113
Max		-63.600	581.658	905.976
Average		-397.003	-80.670	316.333
Min		-814.673	-752.185	-7.499
Std Dev		177.418	333.557	313.171



28.265_ACCURACY /Voltage_Offset		
Test Site	Dallas	Dallas
Tester	ETS-364	ETS-364
Test Number	EB6938	EB6938
Max Limit	1500	1500
Min Limit	-1450	-1450

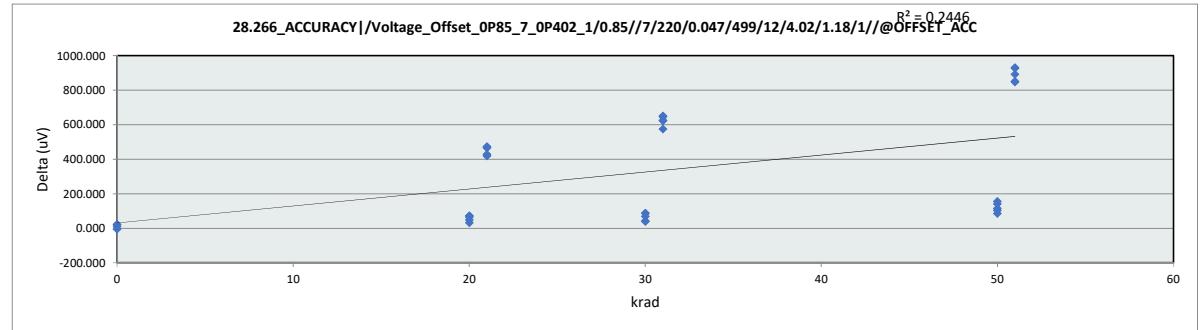
	0	20	21	30	31	50	51
LL	-1450.000	-1450.000	-1450.000	-1450.000	-1450.000	-1450.000	-1450.000
Min	-518.332	-752.185	-190.991	-595.450	-125.659	-499.150	333.703
Average	-245.587	-354.462	-27.539	-334.134	133.570	-243.968	474.444
Max	-70.724	-39.674	83.034	-151.651	331.007	71.146	581.658
UL	1500.000	1500.000	1500.000	1500.000	1500.000	1500.000	1500.000



HDR Report  
TPS7H1111-SEP

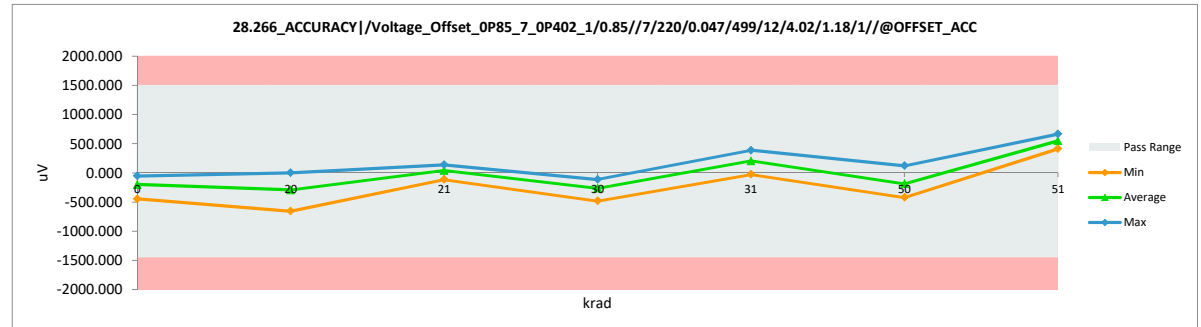
28.266_ACCURACY /Voltage_Offset		
Test Site	Dallas	Dallas
Tester	ETS-364	ETS-364
Test Number	EB6938	EB6938
Unit	uV	uV
Max Limit	1500	1500
Min Limit	-1450	-1450

krad	Serial #	Pre	Post	Delta
21	1	-527.492	-63.787	463.705
21	2	-534.292	-117.558	416.734
21	3	-347.798	122.450	470.248
21	4	-310.637	115.778	426.415
21	5	-333.972	136.368	470.340
20	17	-724.109	-660.123	63.986
20	19	-71.484	-1.587	69.897
20	20	-387.165	-356.428	30.737
20	21	-402.482	-356.525	45.957
20	23	-161.210	-92.591	68.619
31	6	-402.735	219.336	622.071
31	7	-495.279	154.774	650.053
31	8	-260.007	384.037	644.044
31	9	-325.389	298.451	623.840
31	10	-601.630	-29.396	572.234
30	24	-569.442	-484.459	84.983
30	25	-309.652	-271.563	38.089
30	26	-393.987	-307.734	86.253
30	27	-154.786	-112.887	41.899
30	29	-212.486	-146.274	66.212
51	11	-266.960	662.102	929.062
51	12	-312.743	578.170	890.913
51	13	-514.150	411.509	925.659
51	15	-279.212	570.625	849.837
51	16	-320.107	525.013	845.120
50	30	-19.678	119.716	139.394
50	32	-333.436	-179.555	153.881
50	39	-308.108	-193.860	114.248
50	40	-339.520	-256.738	82.782
50	41	-526.194	-423.893	102.301
0	61	-76.994	-56.393	20.601
0	62	-181.344	-189.225	-7.881
0	63	-115.302	-107.752	7.550
0	64	-467.548	-448.255	19.293
Max		-19.678	662.102	929.062
Average		-340.804	-16.419	324.385
Min		-724.109	-660.123	-7.881
Std Dev		163.453	331.457	322.854



28.266_ACCURACY /Voltage_Offset		
Test Site	Dallas	Dallas
Tester	ETS-364	ETS-364
Test Number	EB6938	EB6938
Max Limit	1500	1500
Min Limit	-1450	-1450

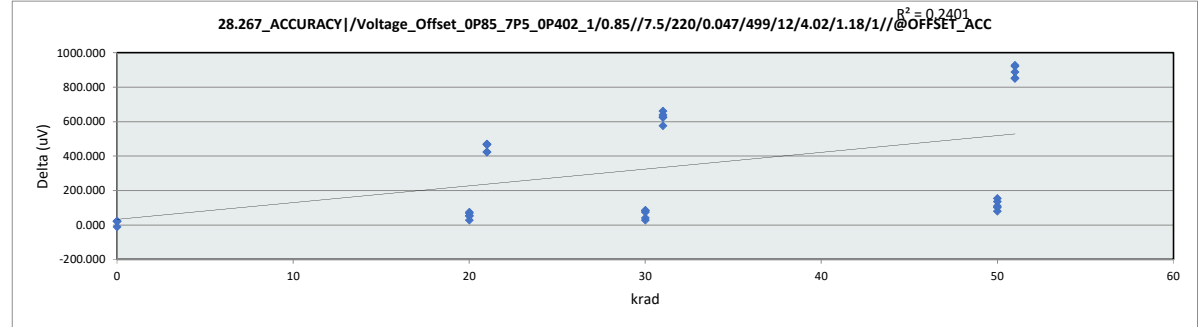
krad	0	20	21	30	31	50	51
LL	-1450.000	-1450.000	-1450.000	-1450.000	-1450.000	-1450.000	-1450.000
Min	-448.255	-660.123	-117.558	-484.459	-29.396	-423.893	411.509
Average	-200.406	-293.451	38.650	-264.583	205.440	-186.866	549.484
Max	-56.393	-1.587	136.368	-112.887	384.037	119.716	662.102
UL	1500.000	1500.000	1500.000	1500.000	1500.000	1500.000	1500.000



HDR Report  
TPS7H1111-SEP

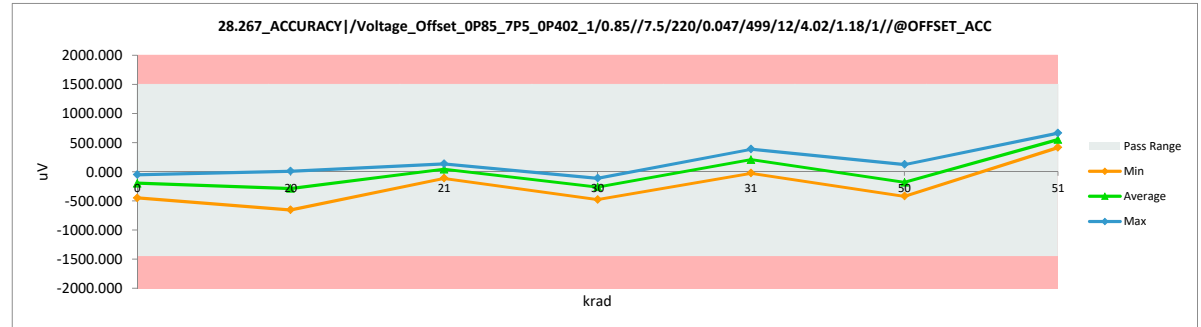
28.267_ACCURACY /Voltage_Offset		
Test Site	Dallas	Dallas
Tester	ETS-364	ETS-364
Test Number	EB6938	EB6938
Unit	uV	uV
Max Limit	1500	1500
Min Limit	-1450	-1450

krad	Serial #	Pre	Post	Delta
21	1	-528.336	-61.423	466.913
21	2	-535.393	-113.988	421.405
21	3	-335.665	131.969	467.634
21	4	-305.636	117.058	422.694
21	5	-330.155	133.723	463.878
20	17	-707.912	-654.946	52.966
20	19	-66.391	6.478	72.869
20	20	-381.237	-354.299	26.938
20	21	-398.752	-348.547	50.205
20	23	-162.058	-95.385	66.673
31	6	-403.321	220.948	624.269
31	7	-501.218	159.355	660.573
31	8	-252.970	385.220	638.190
31	9	-321.992	300.828	622.820
31	10	-599.258	-25.813	573.445
30	24	-560.462	-479.126	81.336
30	25	-300.492	-274.369	26.123
30	26	-389.481	-305.611	83.870
30	27	-151.221	-111.271	39.950
30	29	-210.278	-137.378	72.900
51	11	-263.652	660.741	924.393
51	12	-309.946	575.538	885.484
51	13	-506.768	413.126	919.894
51	15	-273.781	577.161	850.942
51	16	-319.350	529.240	848.590
50	30	-12.644	122.526	135.170
50	32	-325.884	-173.442	152.442
50	39	-299.791	-191.569	108.222
50	40	-333.071	-254.542	78.529
50	41	-522.898	-421.426	101.472
0	61	-74.024	-53.006	21.018
0	62	-178.544	-190.157	-11.613
0	63	-120.559	-100.790	19.769
0	64	-473.665	-452.238	21.427
Max		-12.644	660.741	924.393
Average		-336.965	-13.689	323.276
Min		-707.912	-654.946	-11.613
Std Dev		162.977	331.082	322.966



28.267_ACCURACY /Voltage_Offset		
Test Site	Dallas	Dallas
Tester	ETS-364	ETS-364
Test Number	EB6938	EB6938
Max Limit	1500	1500
Min Limit	-1450	-1450

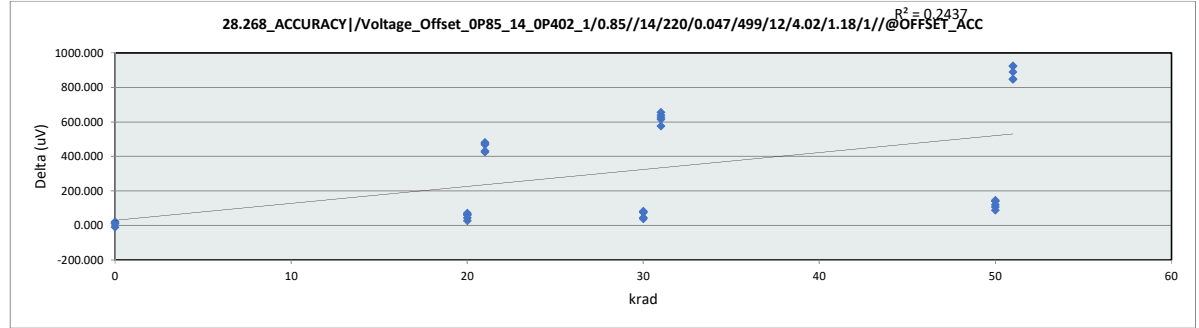
krad	0	20	21	30	31	50	51
LL	-1450.000	-1450.000	-1450.000	-1450.000	-1450.000	-1450.000	-1450.000
Min	-452.238	-654.946	-113.988	-479.126	-25.813	-421.426	413.126
Average	-199.048	-289.340	41.468	-261.551	208.108	-183.691	551.161
Max	-53.006	6.478	133.723	-111.271	385.220	122.526	660.741
UL	1500.000	1500.000	1500.000	1500.000	1500.000	1500.000	1500.000



HDR Report  
TPS7H1111-SEP

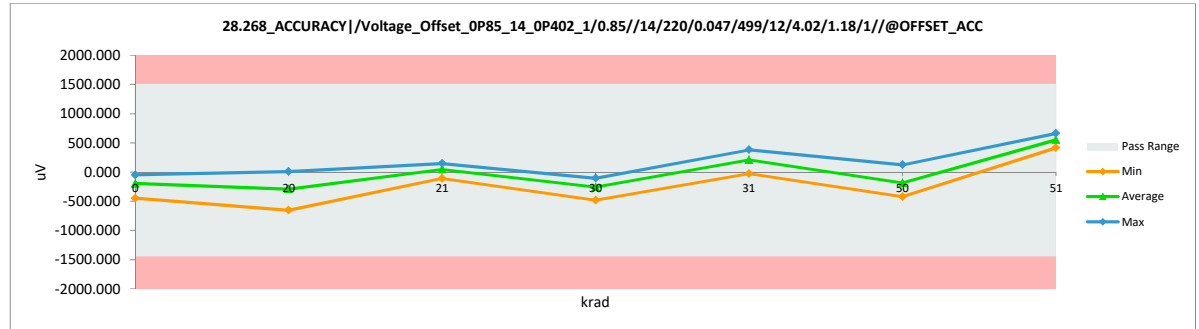
28.268_ACCURACY /Voltage_Offset		
Test Site	Dallas	Dallas
Tester	ETS-364	ETS-364
Test Number	EB6938	EB6938
Unit	uV	uV
Max Limit	1500	1500
Min Limit	-1450	-1450

krad	Serial #	Pre	Post	Delta
21	1	-525.883	-59.387	466.496
21	2	-534.964	-111.945	423.019
21	3	-346.604	133.228	479.832
21	4	-307.333	122.991	430.324
21	5	-328.034	143.909	471.943
20	17	-713.593	-655.036	58.557
20	19	-62.568	6.384	68.952
20	20	-379.713	-353.530	26.183
20	21	-396.211	-353.660	42.551
20	23	-161.630	-99.550	62.080
31	6	-404.513	220.029	624.542
31	7	-495.699	158.659	654.358
31	8	-258.149	379.708	637.857
31	9	-314.699	299.212	613.911
31	10	-602.309	-28.104	574.205
30	24	-555.801	-483.026	72.775
30	25	-304.396	-267.074	37.322
30	26	-387.782	-306.222	81.560
30	27	-153.860	-109.157	44.703
30	29	-211.205	-134.827	76.378
51	11	-262.462	660.740	923.202
51	12	-313.176	574.517	887.693
51	13	-506.088	414.906	920.994
51	15	-270.207	576.563	846.770
51	16	-319.520	526.175	845.695
50	30	-21.635	121.842	143.477
50	32	-324.094	-185.940	138.154
50	39	-308.527	-191.322	117.205
50	40	-341.046	-254.449	86.597
50	41	-526.881	-422.706	104.175
0	61	-70.804	-51.646	19.158
0	62	-180.747	-191.768	-11.021
0	63	-113.857	-104.453	9.404
0	64	-464.252	-452.161	12.091
Max		-21.635	660.740	923.202
Average		-337.301	-14.032	323.269
Min		-713.593	-655.036	-11.021
Std Dev		162.752	331.249	322.972



28.268_ACCURACY /Voltage_Offset		
Test Site	Dallas	Dallas
Tester	ETS-364	ETS-364
Test Number	EB6938	EB6938
Max Limit	1500	1500
Min Limit	-1450	-1450

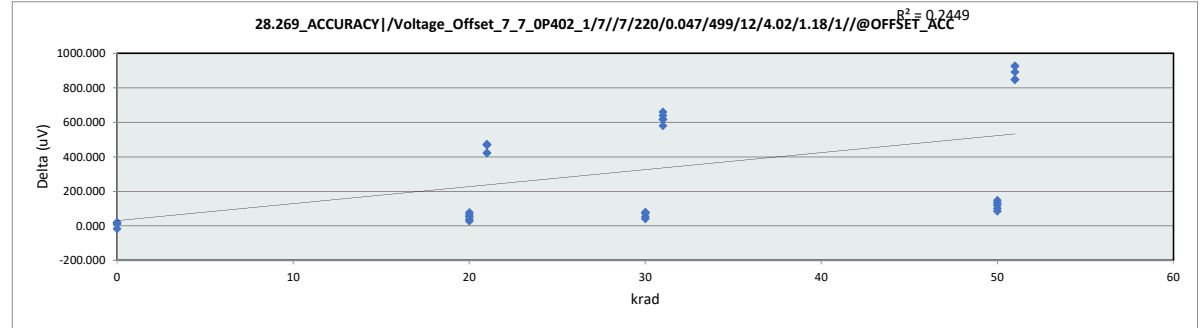
	0	20	21	30	31	50	51
LL	-1450.000	-1450.000	-1450.000	-1450.000	-1450.000	-1450.000	-1450.000
Min	-452.161	-655.036	-111.945	-483.026	-28.104	-422.706	414.906
Average	-200.007	-291.078	45.759	-260.061	205.901	-186.515	550.580
Max	-51.646	6.384	143.909	-109.157	379.708	121.842	660.740
UL	1500.000	1500.000	1500.000	1500.000	1500.000	1500.000	1500.000



HDR Report  
TPS7H1111-SEP

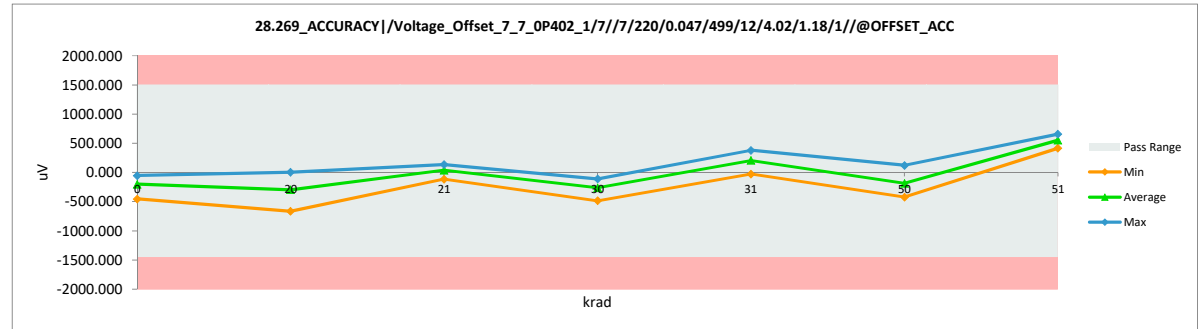
28.269_ACCURACY /Voltage_Offset		
Test Site	Dallas	Dallas
Tester	ETS-364	ETS-364
Test Number	EB6938	EB6938
Unit	uV	uV
Max Limit	1500	1500
Min Limit	-1450	-1450

krad	Serial #	Pre	Post	Delta
21	1	-532.578	-62.270	470.308
21	2	-537.084	-113.903	423.181
21	3	-346.945	121.778	468.723
21	4	-305.468	116.286	421.754
21	5	-337.620	135.331	472.951
20	17	-716.308	-662.923	53.385
20	19	-75.127	2.478	77.605
20	20	-388.531	-360.328	28.203
20	21	-398.077	-358.997	39.080
20	23	-162.303	-97.765	64.538
31	6	-402.822	215.256	618.078
31	7	-500.706	158.744	659.450
31	8	-260.103	379.199	639.302
31	9	-320.807	295.730	616.537
31	10	-605.612	-26.071	579.541
30	24	-564.027	-485.234	78.793
30	25	-312.875	-273.010	39.865
30	26	-390.077	-314.111	75.966
30	27	-162.601	-109.245	53.356
30	29	-211.808	-137.714	74.094
51	11	-269.505	657.852	927.357
51	12	-313.684	577.909	891.593
51	13	-507.522	416.686	924.208
51	15	-274.539	575.119	849.658
51	16	-318.582	528.215	846.797
50	30	-13.238	120.658	133.896
50	32	-333.002	-185.169	147.833
50	39	-313.111	-193.015	120.096
50	40	-343.584	-258.099	85.485
50	41	-524.758	-422.366	102.392
0	61	-76.739	-55.978	20.761
0	62	-181.596	-198.562	-16.966
0	63	-119.376	-101.641	17.735
0	64	-467.810	-456.144	11.666
Max		-13.238	657.852	927.357
Average		-340.839	-16.803	324.036
Min		-716.308	-662.923	-16.966
Std Dev		162.760	332.433	323.412



28.269_ACCURACY /Voltage_Offset		
Test Site	Dallas	Dallas
Tester	ETS-364	ETS-364
Test Number	EB6938	EB6938
Max Limit	1500	1500
Min Limit	-1450	-1450

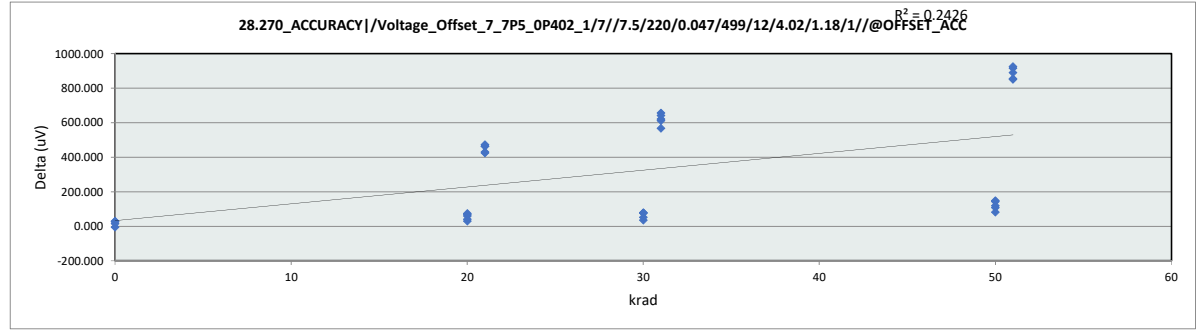
krad	0	20	21	30	31	50	51
LL	-1450.000	-1450.000	-1450.000	-1450.000	-1450.000	-1450.000	-1450.000
Min	-456.144	-662.923	-113.903	-485.234	-26.071	-422.366	416.686
Average	-203.081	-295.507	39.444	-263.863	204.572	-187.598	551.156
Max	-55.978	2.478	135.331	-109.245	379.199	120.658	657.852
UL	1500.000	1500.000	1500.000	1500.000	1500.000	1500.000	1500.000



HDR Report  
TPS7H1111-SEP

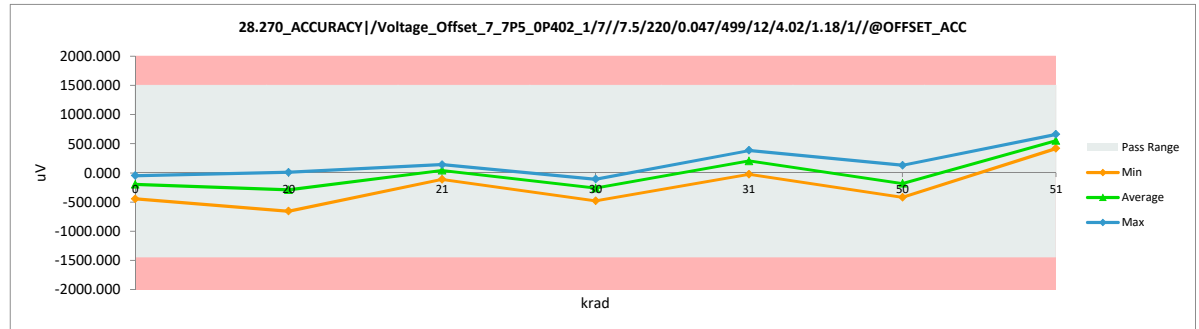
28.270_ACCURACY /Voltage_Offset		
Test Site	Dallas	Dallas
Tester	ETS-364	ETS-364
Test Number	EB6938	EB6938
Unit	uV	uV
Max Limit	1500	1500
Min Limit	-1450	-1450

krad	Serial #	Pre	Post	Delta
21	1	-521.897	-59.642	462.255
21	2	-537.848	-114.663	423.185
21	3	-342.278	129.320	471.598
21	4	-309.630	118.156	427.786
21	5	-323.880	137.714	461.594
20	17	-716.226	-658.944	57.282
20	19	-66.976	5.968	72.944
20	20	-383.452	-355.995	27.457
20	21	-397.481	-357.659	39.822
20	23	-162.135	-96.323	65.812
31	6	-396.034	214.170	610.204
31	7	-499.861	155.601	655.462
31	8	-256.370	382.935	639.305
31	9	-317.669	301.242	618.911
31	10	-592.208	-25.986	566.222
30	24	-555.721	-480.984	74.737
30	25	-302.020	-268.257	33.763
30	26	-384.556	-309.022	75.534
30	27	-158.787	-107.883	50.904
30	29	-214.005	-138.561	75.444
51	11	-259.073	655.904	914.977
51	12	-309.107	579.779	888.886
51	13	-507.018	416.774	923.792
51	15	-278.948	574.955	853.903
51	16	-320.284	528.723	849.007
50	30	-17.825	128.293	146.118
50	32	-322.905	-181.016	141.889
50	39	-306.235	-189.961	116.274
50	40	-333.147	-253.692	79.455
50	41	-526.378	-420.511	105.867
0	61	-78.523	-49.868	28.655
0	62	-184.479	-192.264	-7.785
0	63	-123.183	-99.199	23.984
0	64	-461.537	-449.027	12.510
Max		-17.825	655.904	923.792
Average		-337.285	-14.115	323.169
Min		-716.226	-658.944	-7.785
Std Dev		161.285	331.348	321.713



28.270_ACCURACY /Voltage_Offset		
Test Site	Dallas	Dallas
Tester	ETS-364	ETS-364
Test Number	EB6938	EB6938
Max Limit	1500	1500
Min Limit	-1450	-1450

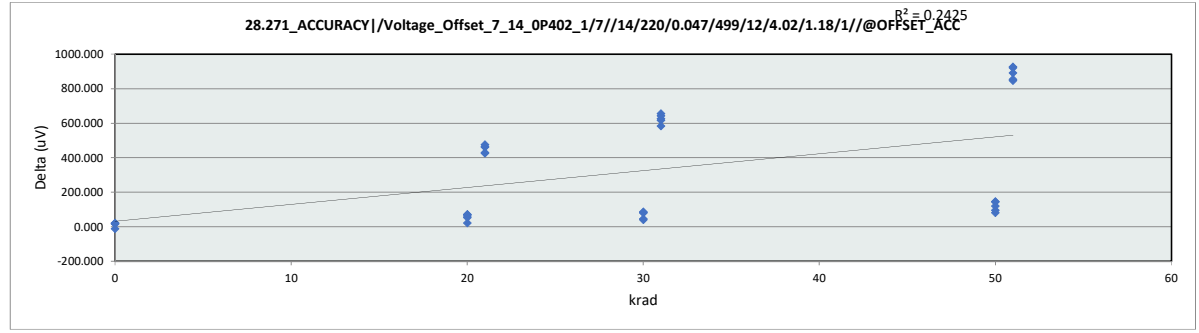
krad	0	20	21	30	31	50	51
LL	-1450.000	-1450.000	-1450.000	-1450.000	-1450.000	-1450.000	-1450.000
Min	-449.027	-658.944	-114.663	-480.984	-25.986	-420.511	416.774
Average	-197.590	-292.591	42.177	-260.941	205.592	-183.377	551.227
Max	-49.868	5.968	137.714	-107.883	382.935	128.293	655.904
UL	1500.000	1500.000	1500.000	1500.000	1500.000	1500.000	1500.000



HDR Report  
TPS7H1111-SEP

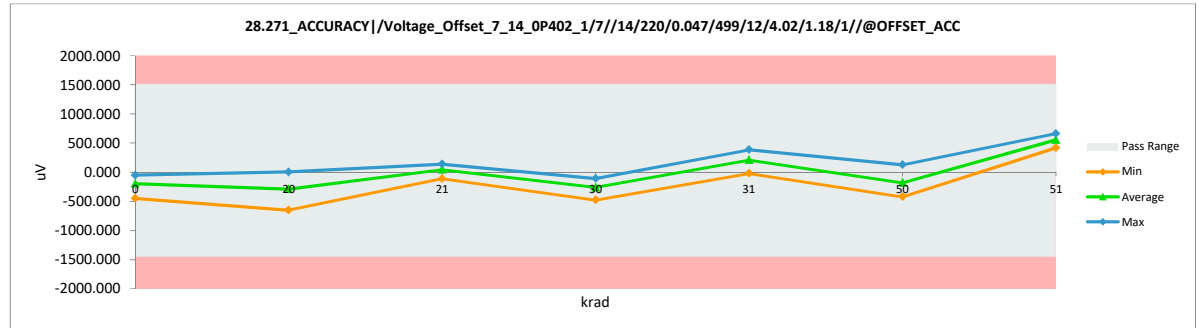
28.271_ACCURACY /Voltage_Offset		
Test Site	Dallas	Dallas
Tester	ETS-364	ETS-364
Test Number	EB6938	EB6938
Unit	uV	uV
Max Limit	1500	1500
Min Limit	-1450	-1450

krad	Serial #	Pre	Post	Delta
21	1	-523.420	-60.581	462.839
21	2	-537.847	-113.721	424.126
21	3	-341.511	132.456	473.967
21	4	-305.736	121.121	426.857
21	5	-322.942	135.493	458.435
20	17	-712.402	-651.304	61.098
20	19	-69.180	0.347	69.527
20	20	-379.467	-359.645	19.822
20	21	-401.889	-350.611	51.278
20	23	-161.792	-94.038	67.754
31	6	-398.655	216.284	614.939
31	7	-494.422	159.158	653.580
31	8	-255.875	384.203	640.078
31	9	-319.614	304.468	624.082
31	10	-603.999	-22.586	581.413
30	24	-556.234	-477.947	78.287
30	25	-307.788	-270.203	37.585
30	26	-394.563	-310.482	84.081
30	27	-154.300	-110.264	44.036
30	29	-214.681	-136.280	78.401
51	11	-263.306	661.261	924.567
51	12	-309.792	580.114	889.906
51	13	-502.691	416.587	919.278
51	15	-271.145	580.566	851.711
51	16	-313.760	530.572	844.332
50	30	-17.241	124.483	141.724
50	32	-321.122	-177.029	144.093
50	39	-304.960	-186.643	118.317
50	40	-331.962	-253.783	78.179
50	41	-518.833	-424.328	94.505
0	61	-73.096	-53.188	19.908
0	62	-178.285	-191.000	-12.715
0	63	-108.759	-94.789	13.970
0	64	-470.532	-452.922	17.610
Max		-17.241	661.261	924.567
Average		-336.524	-13.066	323.458
Min		-712.402	-651.304	-12.715
Std Dev		162.634	331.830	322.696



28.271_ACCURACY /Voltage_Offset		
Test Site	Dallas	Dallas
Tester	ETS-364	ETS-364
Test Number	EB6938	EB6938
Max Limit	1500	1500
Min Limit	-1450	-1450

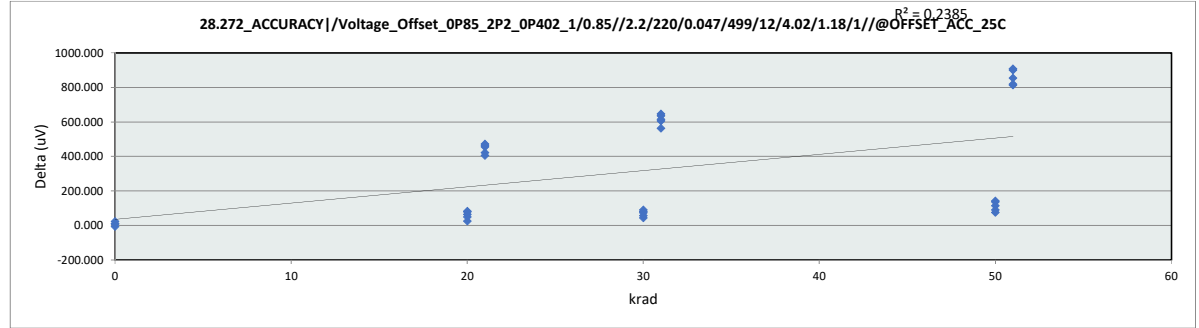
krad	0	20	21	30	31	50	51
LL	-1450.000	-1450.000	-1450.000	-1450.000	-1450.000	-1450.000	-1450.000
Min	-452.922	-651.304	-113.721	-477.947	-22.586	-424.328	416.587
Average	-197.975	-291.050	42.954	-261.035	208.305	-183.460	553.820
Max	-53.188	0.347	135.493	-110.264	384.203	124.483	661.261
UL	1500.000	1500.000	1500.000	1500.000	1500.000	1500.000	1500.000



HDR Report  
TPS7H1111-SEP

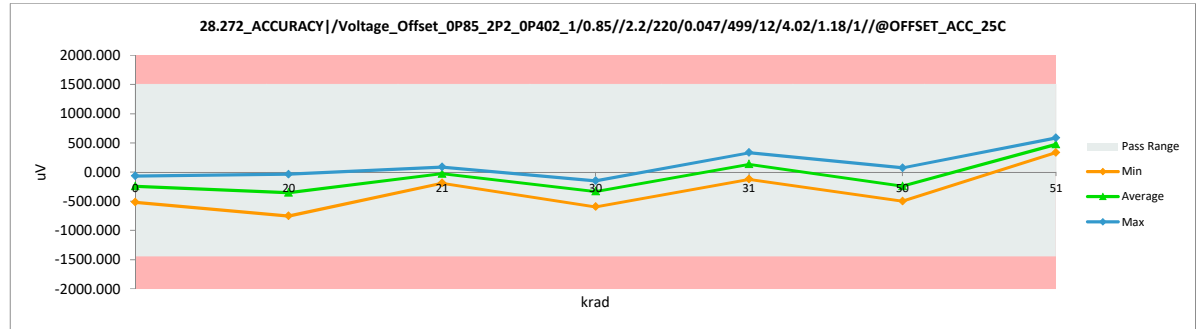
28.272_ACCURACY /Voltage_Offset		
Test Site	Dallas	Dallas
Tester	ETS-364	ETS-364
Test Number	EB6938	EB6938
Unit	uV	uV
Max Limit	1500	1500
Min Limit	-1450	-1450

krad	Serial #	Pre	Post	Delta
21	1	-598.468	-145.674	452.794
21	2	-610.898	-190.991	419.907
21	3	-419.226	50.500	469.726
21	4	-320.198	83.034	403.232
21	5	-396.556	65.438	461.994
20	17	-814.673	-752.185	62.488
20	19	-120.269	-39.674	80.595
20	20	-452.374	-428.502	23.872
20	21	-464.648	-416.850	47.798
20	23	-211.865	-135.098	76.767
31	6	-474.685	128.654	603.339
31	7	-552.124	92.919	645.043
31	8	-301.974	331.007	632.981
31	9	-371.179	240.931	612.110
31	10	-687.230	-125.659	561.571
30	24	-674.602	-595.450	79.152
30	25	-361.641	-320.306	41.335
30	26	-496.881	-408.128	88.753
30	27	-205.912	-151.651	54.261
30	29	-266.534	-195.137	71.397
51	11	-324.318	581.658	905.976
51	12	-344.193	508.846	853.039
51	13	-565.188	333.703	898.891
51	15	-345.805	471.805	817.610
51	16	-334.500	476.210	810.710
50	30	-63.600	71.146	134.746
50	32	-368.904	-227.745	141.159
50	39	-344.847	-232.688	112.159
50	40	-405.787	-331.402	74.385
50	41	-587.749	-499.150	88.599
0	61	-92.690	-70.724	21.966
0	62	-243.954	-251.453	-7.499
0	63	-150.178	-141.840	8.338
0	64	-524.445	-518.332	6.113
Max		-63.600	581.658	905.976
Average		-397.003	-80.670	316.333
Min		-814.673	-752.185	-7.499
Std Dev		177.418	333.557	313.171



28.272_ACCURACY /Voltage_Offset		
Test Site	Dallas	
Tester	ETS-364	
Test Number	EB6938	
Max Limit	1500	uV
Min Limit	-1450	uV

krad	0	20	21	30	31	50	51
LL	-1450.000	-1450.000	-1450.000	-1450.000	-1450.000	-1450.000	-1450.000
Min	-518.332	-752.185	-190.991	-595.450	-125.659	-499.150	333.703
Average	-245.587	-354.462	-27.539	-334.134	133.570	-243.968	474.444
Max	-70.724	-39.674	83.034	-151.651	331.007	71.146	581.658
UL	1500.000	1500.000	1500.000	1500.000	1500.000	1500.000	1500.000

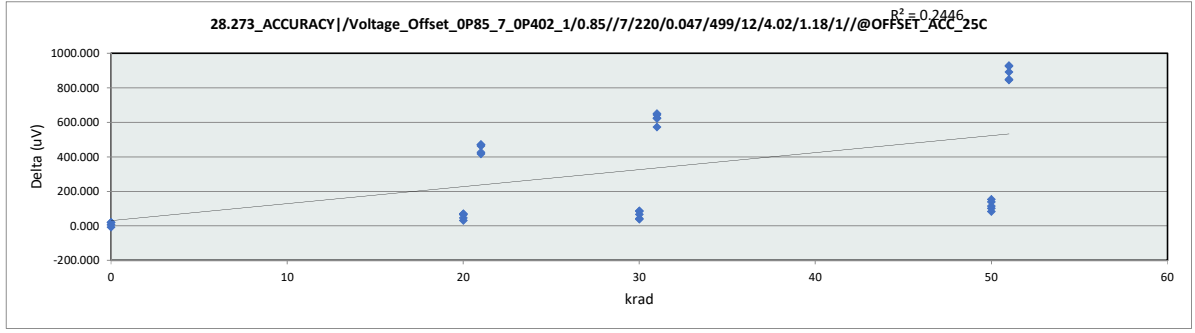




HDR Report  
TPS7H1111-SEP

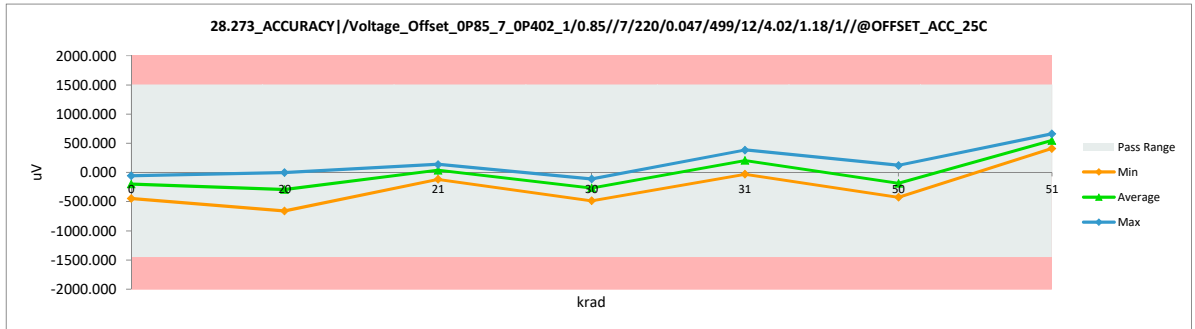
28.273_ACCURACY /Voltage_Offset		
Test Site	Dallas	Dallas
Tester	ETS-364	ETS-364
Test Number	EB6938	EB6938
Unit	uV	uV
Max Limit	1500	1500
Min Limit	-1450	-1450

krad	Serial #	Pre	Post	Delta
21	1	-527.492	-63.787	463.705
21	2	-534.292	-117.558	416.734
21	3	-347.798	122.450	470.248
21	4	-310.637	115.778	426.415
21	5	-333.972	136.368	470.340
20	17	-724.109	-660.123	63.986
20	19	-71.484	-1.587	69.897
20	20	-387.165	-356.428	30.737
20	21	-402.482	-356.525	45.957
20	23	-161.210	-92.591	68.619
31	6	-402.735	219.336	622.071
31	7	-495.279	154.774	650.053
31	8	-260.007	384.037	644.044
31	9	-325.389	298.451	623.840
31	10	-601.630	-29.396	572.234
30	24	-569.442	-484.459	84.983
30	25	-309.652	-271.563	38.089
30	26	-393.987	-307.734	86.253
30	27	-154.786	-112.887	41.899
30	29	-212.486	-146.274	66.212
51	11	-266.960	662.102	929.062
51	12	-312.743	578.170	890.913
51	13	-514.150	411.509	925.659
51	15	-279.212	570.625	849.837
51	16	-320.107	525.013	845.120
50	30	-19.678	119.716	139.394
50	32	-333.436	-179.555	153.881
50	39	-308.108	-193.860	114.248
50	40	-339.520	-256.738	82.782
50	41	-526.194	-423.893	102.301
0	61	-76.994	-56.393	20.601
0	62	-181.344	-189.225	-7.881
0	63	-115.302	-107.752	7.550
0	64	-467.548	-448.255	19.293
Max		-19.678	662.102	929.062
Average		-340.804	-16.419	324.385
Min		-724.109	-660.123	-7.881
Std Dev		163.453	331.457	322.854



28.273_ACCURACY /Voltage_Offset		
Test Site	Dallas	Dallas
Tester	ETS-364	ETS-364
Test Number	EB6938	EB6938
Max Limit	1500	1500
Min Limit	-1450	-1450

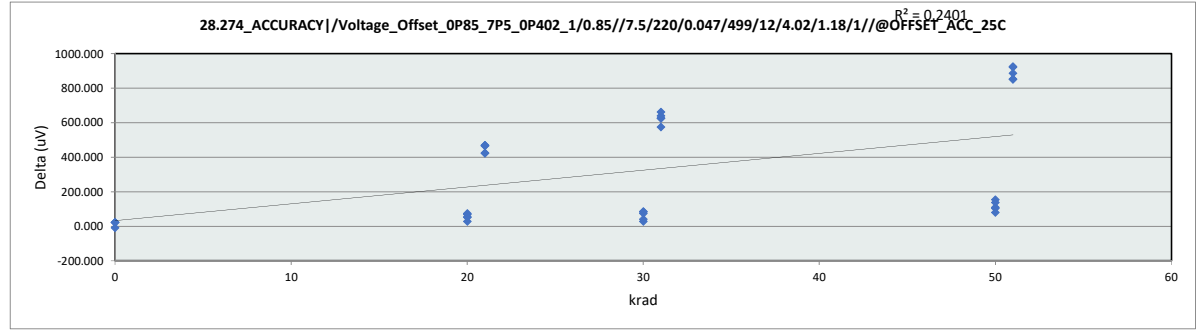
krad	0	20	21	30	31	50	51
LL	-1450.000	-1450.000	-1450.000	-1450.000	-1450.000	-1450.000	-1450.000
Min	-448.255	-660.123	-117.558	-484.459	-29.396	-423.893	411.509
Average	-200.406	-293.451	38.650	-264.583	205.440	-186.866	549.484
Max	-56.393	-1.587	136.368	-112.887	384.037	119.716	662.102
UL	1500.000	1500.000	1500.000	1500.000	1500.000	1500.000	1500.000



HDR Report  
TPS7H1111-SEP

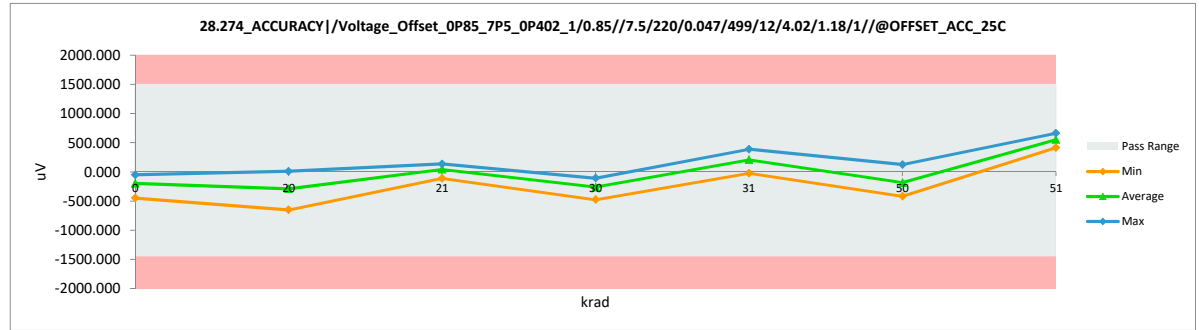
28.274_ACCURACY /Voltage_Offset		
Test Site	Dallas	Dallas
Tester	ETS-364	ETS-364
Test Number	EB6938	EB6938
Unit	uV	uV
Max Limit	1500	1500
Min Limit	-1450	-1450

krad	Serial #	Pre	Post	Delta
21	1	-528.336	-61.423	466.913
21	2	-535.393	-113.988	421.405
21	3	-335.665	131.969	467.634
21	4	-305.636	117.058	422.694
21	5	-330.155	133.723	463.878
20	17	-707.912	-654.946	52.966
20	19	-66.391	6.478	72.869
20	20	-381.237	-354.299	26.938
20	21	-398.752	-348.547	50.205
20	23	-162.058	-95.385	66.673
31	6	-403.321	220.948	624.269
31	7	-501.218	159.355	660.573
31	8	-252.970	385.220	638.190
31	9	-321.992	300.828	622.820
31	10	-599.258	-25.813	573.445
30	24	-560.462	-479.126	81.336
30	25	-300.492	-274.369	26.123
30	26	-389.481	-305.611	83.870
30	27	-151.221	-111.271	39.950
30	29	-210.278	-137.378	72.900
51	11	-263.652	660.741	924.393
51	12	-309.946	575.538	885.484
51	13	-506.768	413.126	919.894
51	15	-273.781	577.161	850.942
51	16	-319.350	529.240	848.590
50	30	-12.644	122.526	135.170
50	32	-325.884	-173.442	152.442
50	39	-299.791	-191.569	108.222
50	40	-333.071	-254.542	78.529
50	41	-522.898	-421.426	101.472
0	61	-74.024	-53.006	21.018
0	62	-178.544	-190.157	-11.613
0	63	-120.559	-100.790	19.769
0	64	-473.665	-452.238	21.427
Max		-12.644	660.741	924.393
Average		-336.965	-13.689	323.276
Min		-707.912	-654.946	-11.613
Std Dev		162.977	331.082	322.966



28.274_ACCURACY /Voltage_Offset		
Test Site	Dallas	Dallas
Tester	ETS-364	ETS-364
Test Number	EB6938	EB6938
Max Limit	1500	1500
Min Limit	-1450	-1450

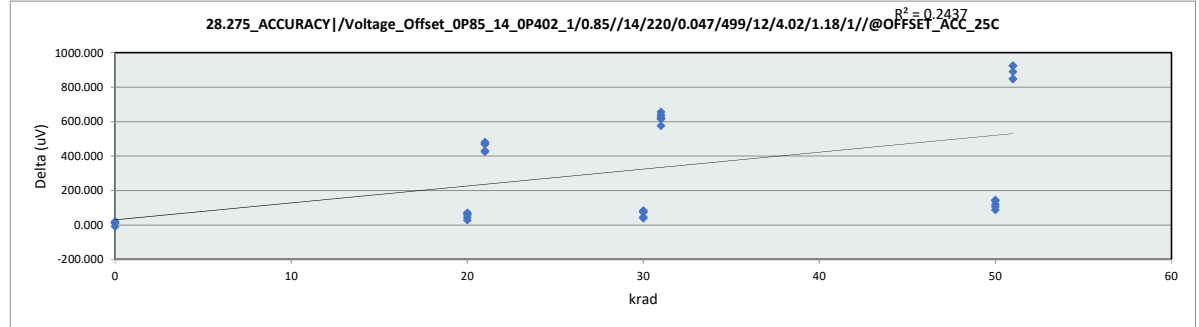
krad	0	20	21	30	31	50	51
LL	-1450.000	-1450.000	-1450.000	-1450.000	-1450.000	-1450.000	-1450.000
Min	-452.238	-654.946	-113.988	-479.126	-25.813	-421.426	413.126
Average	-199.048	-289.340	41.468	-261.551	208.108	-183.691	551.161
Max	-53.006	6.478	133.723	-111.271	385.220	122.526	660.741
UL	1500.000	1500.000	1500.000	1500.000	1500.000	1500.000	1500.000



HDR Report  
TPS7H1111-SEP

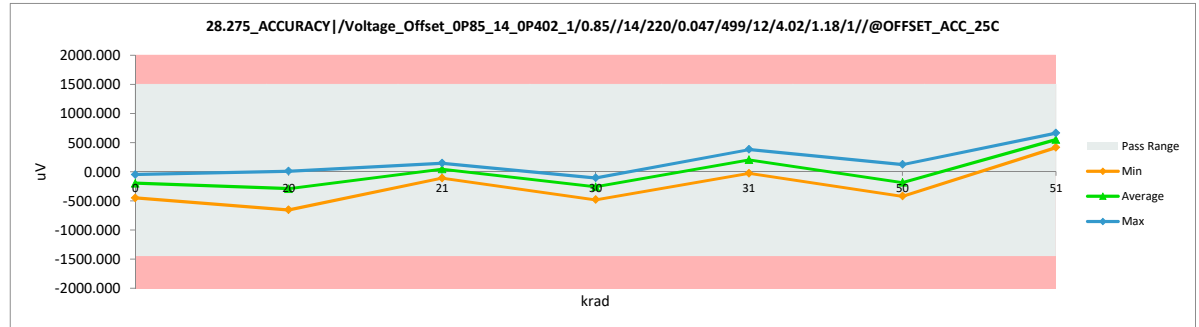
28.275_ACCURACY /Voltage_Offset		
Test Site	Dallas	Dallas
Tester	ETS-364	ETS-364
Test Number	EB6938	EB6938
Unit	uV	uV
Max Limit	1500	1500
Min Limit	-1450	-1450

krad	Serial #	Pre	Post	Delta
21	1	-525.883	-59.387	466.496
21	2	-534.964	-111.945	423.019
21	3	-346.604	133.228	479.832
21	4	-307.333	122.991	430.324
21	5	-328.034	143.909	471.943
20	17	-713.593	-655.036	58.557
20	19	-62.568	6.384	68.952
20	20	-379.713	-353.530	26.183
20	21	-396.211	-353.660	42.551
20	23	-161.630	-99.550	62.080
31	6	-404.513	220.029	624.542
31	7	-495.699	158.659	654.358
31	8	-258.149	379.708	637.857
31	9	-314.699	299.212	613.911
31	10	-602.309	-28.104	574.205
30	24	-555.801	-483.026	72.775
30	25	-304.396	-267.074	37.322
30	26	-387.782	-306.222	81.560
30	27	-153.860	-109.157	44.703
30	29	-211.205	-134.827	76.378
51	11	-262.462	660.740	923.202
51	12	-313.176	574.517	887.693
51	13	-506.088	414.906	920.994
51	15	-270.207	576.563	846.770
51	16	-319.520	526.175	845.695
50	30	-21.635	121.842	143.477
50	32	-324.094	-185.940	138.154
50	39	-308.527	-191.322	117.205
50	40	-341.046	-254.449	86.597
50	41	-526.881	-422.706	104.175
0	61	-70.804	-51.646	19.158
0	62	-180.747	-191.768	-11.021
0	63	-113.857	-104.453	9.404
0	64	-464.252	-452.161	12.091
Max		-21.635	660.740	923.202
Average		-337.301	-14.032	323.269
Min		-713.593	-655.036	-11.021
Std Dev		162.752	331.249	322.972



28.275_ACCURACY /Voltage_Offset		
Test Site	Dallas	Dallas
Tester	ETS-364	ETS-364
Test Number	EB6938	EB6938
Max Limit	1500	1500
Min Limit	-1450	-1450

	0	20	21	30	31	50	51
LL	-1450.000	-1450.000	-1450.000	-1450.000	-1450.000	-1450.000	-1450.000
Min	-452.161	-655.036	-111.945	-483.026	-28.104	-422.706	414.906
Average	-200.007	-291.078	45.759	-260.061	205.901	-186.515	550.580
Max	-51.646	6.384	143.909	-109.157	379.708	121.842	660.740
UL	1500.000	1500.000	1500.000	1500.000	1500.000	1500.000	1500.000

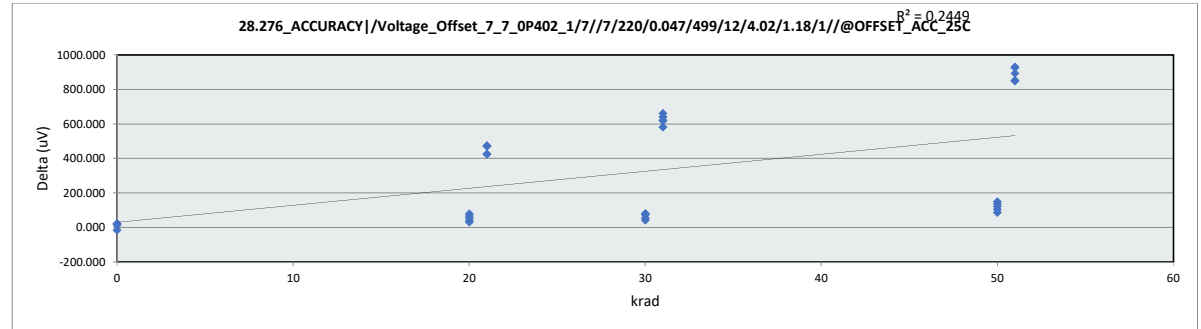


# HDR Report

## TPS7H1111-SEP

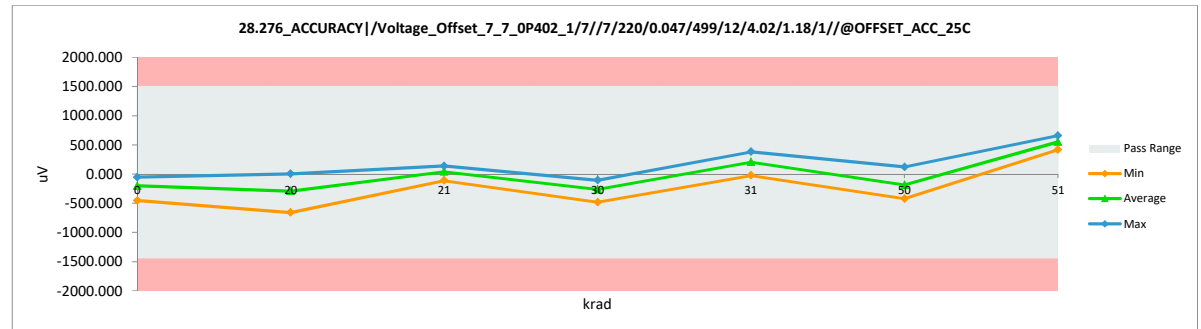
28.276_ACCURACY /Voltage_Offset		
Test Site	Dallas	Dallas
Tester	ETS-364	ETS-364
Test Number	EB6938	EB6938
Unit	uV	uV
Max Limit	1500	1500
Min Limit	-1450	-1450

krad	Serial #	Pre	Post	Delta
21	1	-532.578	-62.270	470.308
21	2	-537.084	-113.903	423.181
21	3	-346.945	121.778	468.723
21	4	-305.468	116.286	421.754
21	5	-337.620	135.331	472.951
20	17	-716.308	-662.923	53.385
20	19	-75.127	2.478	77.605
20	20	-388.531	-360.328	28.203
20	21	-398.077	-358.997	39.080
20	23	-162.303	-97.765	64.538
31	6	-402.822	215.256	618.078
31	7	-500.706	158.744	659.450
31	8	-260.103	379.199	639.302
31	9	-320.807	295.730	616.537
31	10	-605.612	-26.071	579.541
30	24	-564.027	-485.234	78.793
30	25	-312.875	-273.010	39.865
30	26	-390.077	-314.111	75.966
30	27	-162.601	-109.245	53.356
30	29	-211.808	-137.714	74.094
51	11	-269.505	657.852	927.357
51	12	-313.684	577.909	891.593
51	13	-507.522	416.686	924.208
51	15	-274.539	575.119	849.658
51	16	-318.582	528.215	846.797
50	30	-13.238	120.658	133.896
50	32	-333.002	-185.169	147.833
50	39	-313.111	-193.015	120.096
50	40	-343.584	-258.099	85.485
50	41	-524.758	-422.366	102.392
0	61	-76.739	-55.978	20.761
0	62	-181.596	-198.562	-16.966
0	63	-119.376	-101.641	17.735
0	64	-467.810	-456.144	11.666
Max		-13.238	657.852	927.357
Average		-340.839	-16.803	324.036
Min		-716.308	-662.923	-16.966
Std Dev		162.760	332.433	323.412



28.276_ACCURACY /Voltage_Offset		
Test Site	Dallas	Dallas
Tester	ETS-364	ETS-364
Test Number	EB6938	EB6938
Max Limit	1500	1500
Min Limit	-1450	-1450

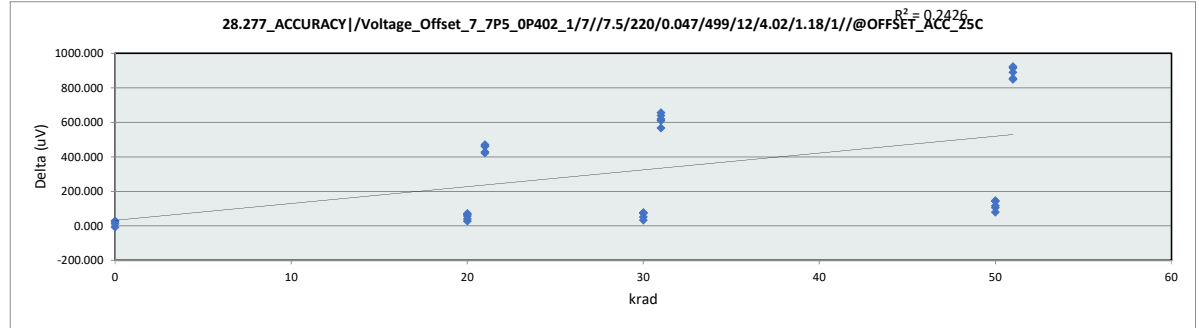
krad	0	20	21	30	31	50	51
LL	-1450.000	-1450.000	-1450.000	-1450.000	-1450.000	-1450.000	-1450.000
Min	-456.144	-662.923	-113.903	-485.234	-26.071	-422.366	416.686
Average	-203.081	-295.507	39.444	-263.863	204.572	-187.598	551.156
Max	-55.978	2.478	135.331	-109.245	379.199	120.658	657.852
UL	1500.000	1500.000	1500.000	1500.000	1500.000	1500.000	1500.000



HDR Report  
TPS7H1111-SEP

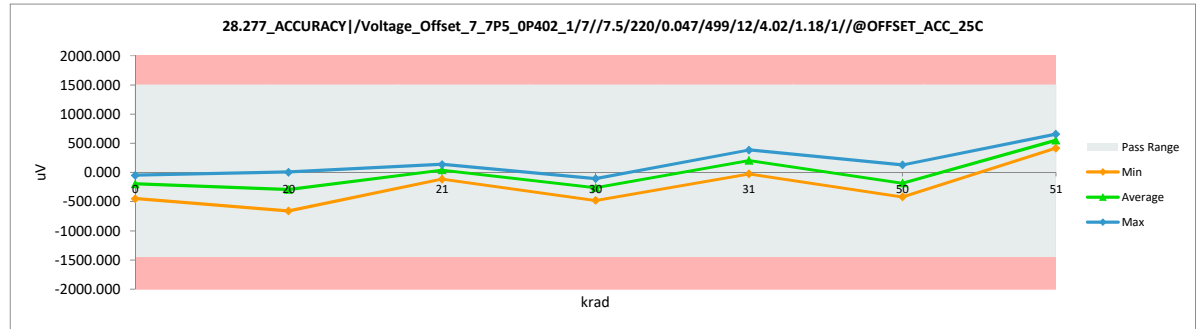
28.277_ACCURACY /Voltage_Offset		
Test Site	Dallas	Dallas
Tester	ETS-364	ETS-364
Test Number	EB6938	EB6938
Unit	uV	uV
Max Limit	1500	1500
Min Limit	-1450	-1450

krad	Serial #	Pre	Post	Delta
21	1	-521.897	-59.642	462.255
21	2	-537.848	-114.663	423.185
21	3	-342.278	129.320	471.598
21	4	-309.630	118.156	427.786
21	5	-323.880	137.714	461.594
20	17	-716.226	-658.944	57.282
20	19	-66.976	5.968	72.944
20	20	-383.452	-355.995	27.457
20	21	-397.481	-357.659	39.822
20	23	-162.135	-96.323	65.812
31	6	-396.034	214.170	610.204
31	7	-499.861	155.601	655.462
31	8	-256.370	382.935	639.305
31	9	-317.669	301.242	618.911
31	10	-592.208	-25.986	566.222
30	24	-555.721	-480.984	74.737
30	25	-302.020	-268.257	33.763
30	26	-384.556	-309.022	75.534
30	27	-158.787	-107.883	50.904
30	29	-214.005	-138.561	75.444
51	11	-259.073	655.904	914.977
51	12	-309.107	579.779	888.886
51	13	-507.018	416.774	923.792
51	15	-278.948	574.955	853.903
51	16	-320.284	528.723	849.007
50	30	-17.825	128.293	146.118
50	32	-322.905	-181.016	141.889
50	39	-306.235	-189.961	116.274
50	40	-333.147	-253.692	79.455
50	41	-526.378	-420.511	105.867
0	61	-78.523	-49.868	28.655
0	62	-184.479	-192.264	-7.785
0	63	-123.183	-99.199	23.984
0	64	-461.537	-449.027	12.510
Max		-17.825	655.904	923.792
Average		-337.285	-14.115	323.169
Min		-716.226	-658.944	-7.785
Std Dev		161.285	331.348	321.713



28.277_ACCURACY /Voltage_Offset		
Test Site	Dallas	Dallas
Tester	ETS-364	ETS-364
Test Number	EB6938	EB6938
Max Limit	1500	uV
Min Limit	-1450	uV

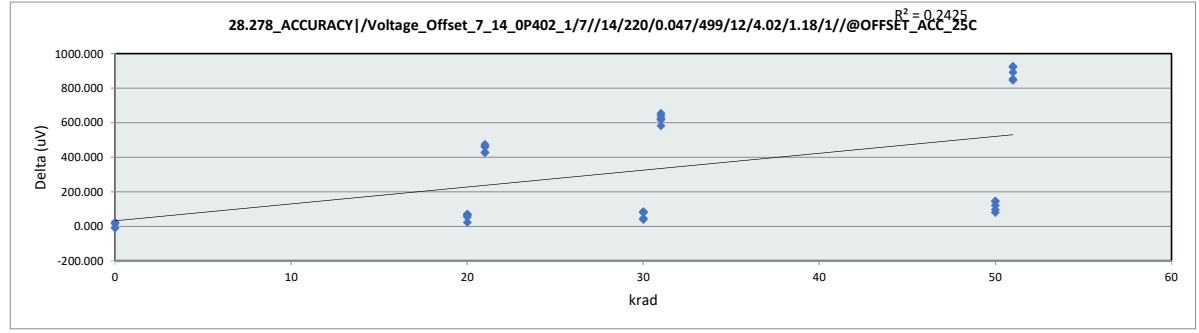
krad	0	20	21	30	31	50	51
LL	-1450.000	-1450.000	-1450.000	-1450.000	-1450.000	-1450.000	-1450.000
Min	-449.027	-658.944	-114.663	-480.984	-25.986	-420.511	416.774
Average	-197.590	-292.591	42.177	-260.941	205.592	-183.377	551.227
Max	-49.868	5.968	137.714	-107.883	382.935	128.293	655.904
UL	1500.000	1500.000	1500.000	1500.000	1500.000	1500.000	1500.000



HDR Report  
TPS7H1111-SEP

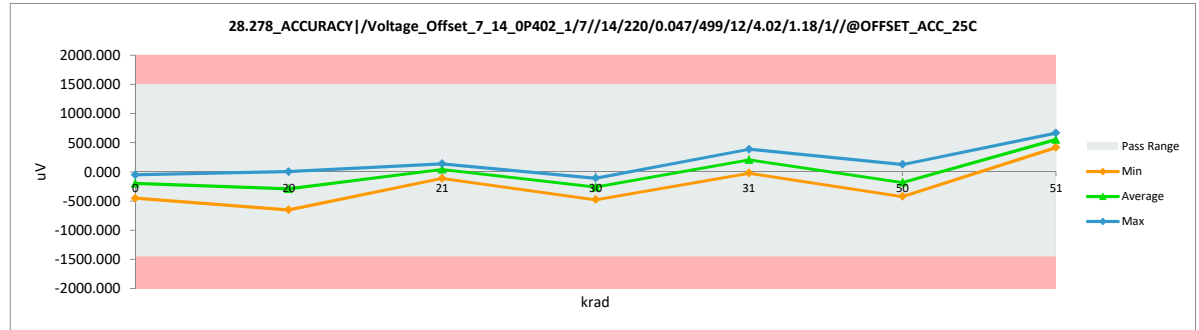
28.278_ACCURACY /Voltage_Offset		
Test Site	Dallas	Dallas
Tester	ETS-364	ETS-364
Test Number	EB6938	EB6938
Unit	uV	uV
Max Limit	1500	1500
Min Limit	-1450	-1450

krad	Serial #	Pre	Post	Delta
21	1	-523.420	-60.581	462.839
21	2	-537.847	-113.721	424.126
21	3	-341.511	132.456	473.967
21	4	-305.736	121.121	426.857
21	5	-322.942	135.493	458.435
20	17	-712.402	-651.304	61.098
20	19	-69.180	0.347	69.527
20	20	-379.467	-359.645	19.822
20	21	-401.889	-350.611	51.278
20	23	-161.792	-94.038	67.754
31	6	-398.655	216.284	614.939
31	7	-494.422	159.158	653.580
31	8	-255.875	384.203	640.078
31	9	-319.614	304.468	624.082
31	10	-603.999	-22.586	581.413
30	24	-556.234	-477.947	78.287
30	25	-307.788	-270.203	37.585
30	26	-394.563	-310.482	84.081
30	27	-154.300	-110.264	44.036
30	29	-214.681	-136.280	78.401
51	11	-263.306	661.261	924.567
51	12	-309.792	580.114	889.906
51	13	-502.691	416.587	919.278
51	15	-271.145	580.566	851.711
51	16	-313.760	530.572	844.332
50	30	-17.241	124.483	141.724
50	32	-321.122	-177.029	144.093
50	39	-304.960	-186.643	118.317
50	40	-331.962	-253.783	78.179
50	41	-518.833	-424.328	94.505
0	61	-73.096	-53.188	19.908
0	62	-178.285	-191.000	-12.715
0	63	-108.759	-94.789	13.970
0	64	-470.532	-452.922	17.610
Max		-17.241	661.261	924.567
Average		-336.524	-13.066	323.458
Min		-712.402	-651.304	-12.715
Std Dev		162.634	331.830	322.696



28.278_ACCURACY /Voltage_Offset		
Test Site	Dallas	Dallas
Tester	ETS-364	ETS-364
Test Number	EB6938	EB6938
Max Limit	1500	uV
Min Limit	-1450	uV

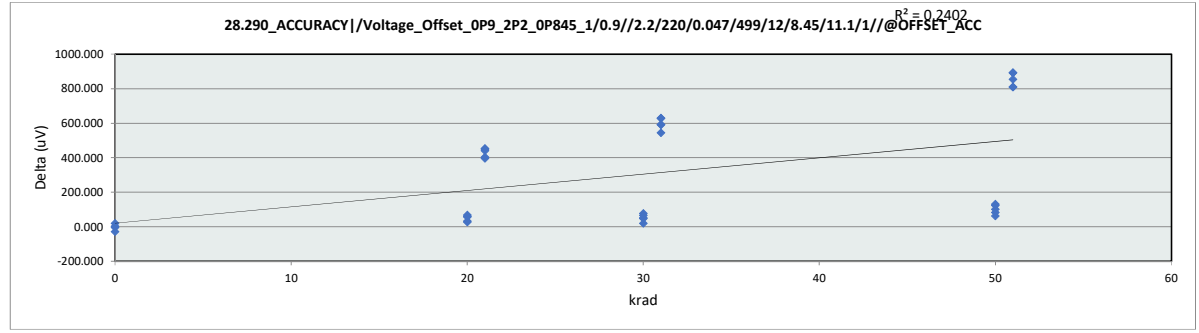
krad	0	20	21	30	31	50	51
LL	-1450.000	-1450.000	-1450.000	-1450.000	-1450.000	-1450.000	-1450.000
Min	-452.922	-651.304	-113.721	-477.947	-22.586	-424.328	416.587
Average	-197.975	-291.050	42.954	-261.035	208.305	-183.460	553.820
Max	-53.188	0.347	135.493	-110.264	384.203	124.483	661.261
UL	1500.000	1500.000	1500.000	1500.000	1500.000	1500.000	1500.000



HDR Report  
TPS7H1111-SEP

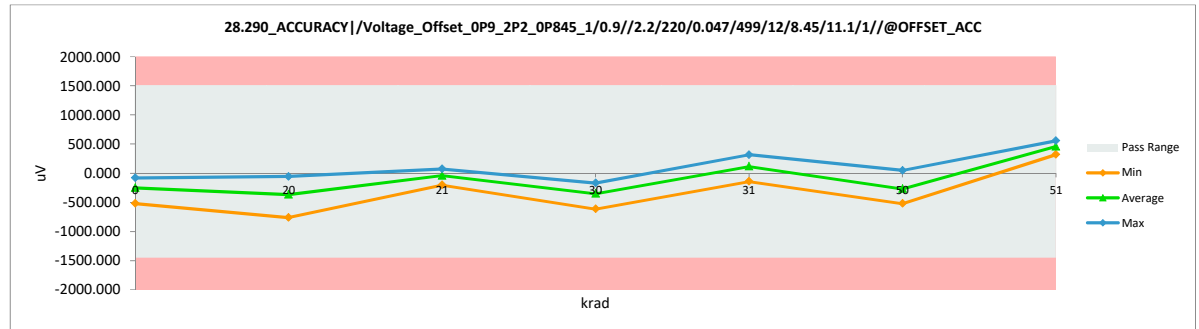
28.290_ACCURACY /Voltage_Offset		
Test Site	Dallas	Dallas
Tester	ETS-364	ETS-364
Test Number	EB6938	EB6938
Unit	uV	uV
Max Limit	1500	1500
Min Limit	-1450	-1450

krad	Serial #	Pre	Post	Delta
21	1	-608.087	-159.428	448.659
21	2	-598.246	-204.259	393.987
21	3	-420.511	30.333	450.844
21	4	-333.577	68.882	402.459
21	5	-390.643	47.213	437.856
20	17	-815.925	-761.235	54.690
20	19	-126.085	-59.989	66.096
20	20	-467.137	-436.693	30.444
20	21	-449.309	-424.725	24.584
20	23	-210.959	-153.086	57.873
31	6	-477.245	111.571	588.816
31	7	-556.451	69.261	625.712
31	8	-313.437	314.885	628.322
31	9	-377.703	212.163	589.866
31	10	-684.515	-142.795	541.720
30	24	-691.947	-616.816	75.131
30	25	-353.873	-336.266	17.607
30	26	-488.749	-423.971	64.778
30	27	-215.983	-170.499	45.484
30	29	-269.097	-219.318	49.779
51	11	-335.670	553.676	889.346
51	12	-351.444	500.095	851.539
51	13	-571.036	319.609	890.645
51	15	-351.185	457.296	808.481
51	16	-347.966	458.837	806.803
50	30	-82.478	46.611	129.089
50	32	-381.255	-260.180	121.075
50	39	-358.695	-259.805	98.890
50	40	-416.026	-354.993	61.033
50	41	-603.530	-522.980	80.550
0	61	-75.960	-82.368	-6.408
0	62	-226.003	-257.242	-31.239
0	63	-149.038	-147.840	1.198
0	64	-541.186	-523.624	17.562
Max		-75.960	553.676	890.645
Average		-401.204	-97.873	303.332
Min		-815.925	-761.235	-31.239
Std Dev		178.154	332.281	313.968



28.290_ACCURACY /Voltage_Offset		
Test Site	Dallas	Dallas
Tester	ETS-364	ETS-364
Test Number	EB6938	EB6938
Max Limit	1500	1500
Min Limit	-1450	-1450

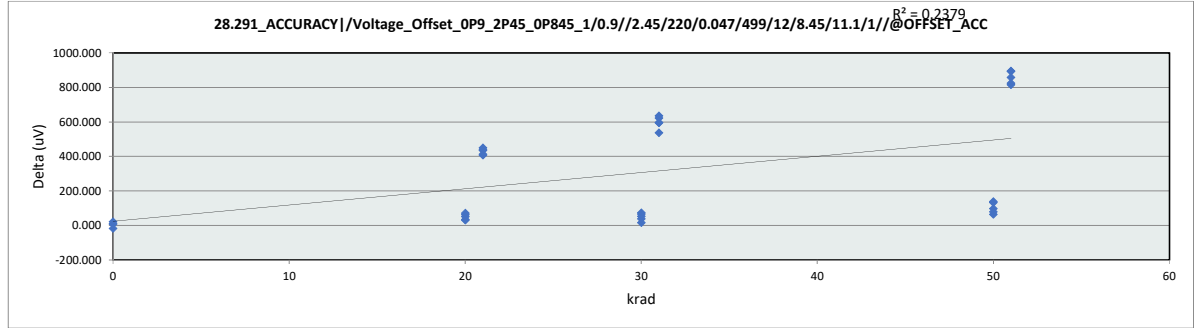
	0	20	21	30	31	50	51
LL	-1450.000	-1450.000	-1450.000	-1450.000	-1450.000	-1450.000	-1450.000
Min	-523.624	-761.235	-204.259	-616.816	-142.795	-522.980	319.609
Average	-252.769	-367.146	-43.452	-353.374	113.017	-270.269	457.903
Max	-82.368	-59.989	68.882	-170.499	314.885	46.611	553.676
UL	1500.000	1500.000	1500.000	1500.000	1500.000	1500.000	1500.000



HDR Report  
TPS7H1111-SEP

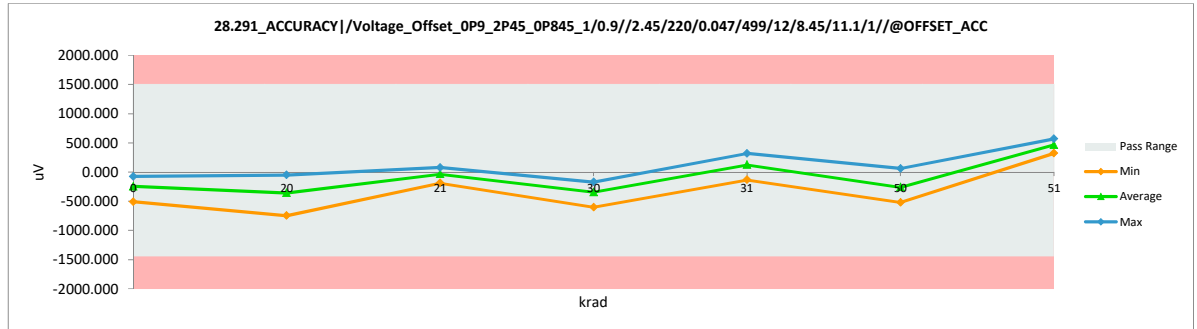
28.291_ACCURACY /Voltage_Offset		
Test Site	Dallas	Dallas
Tester	ETS-364	ETS-364
Test Number	EB6938	EB6938
Unit	uV	uV
Max Limit	1500	1500
Min Limit	-1450	-1450

krad	Serial #	Pre	Post	Delta
21	1	-588.405	-151.297	437.108
21	2	-595.519	-190.359	405.160
21	3	-406.584	40.847	447.431
21	4	-335.616	76.008	411.624
21	5	-387.257	46.358	433.615
20	17	-799.826	-749.856	49.970
20	19	-123.540	-53.191	70.349
20	20	-459.507	-431.266	28.241
20	21	-449.124	-416.911	32.213
20	23	-210.276	-149.018	61.258
31	6	-461.289	131.771	593.060
31	7	-549.999	82.988	632.987
31	8	-302.923	317.600	620.523
31	9	-374.639	219.262	593.901
31	10	-671.962	-136.331	535.631
30	24	-677.532	-605.428	72.104
30	25	-343.016	-328.636	14.380
30	26	-481.951	-417.346	64.605
30	27	-210.387	-173.879	36.508
30	29	-263.834	-212.026	51.808
51	11	-325.340	566.253	891.593
51	12	-353.986	501.096	855.082
51	13	-572.723	319.424	892.147
51	15	-345.424	467.470	812.894
51	16	-349.492	472.751	822.243
50	30	-72.306	58.654	130.960
50	32	-385.502	-248.653	136.849
50	39	-347.653	-251.821	95.832
50	40	-403.464	-341.582	61.882
50	41	-599.295	-522.316	76.979
0	61	-84.105	-76.941	7.164
0	62	-234.655	-253.507	-18.852
0	63	-156.170	-148.860	7.310
0	64	-532.883	-512.594	20.289
Max		-72.306	566.253	892.147
Average		-395.770	-90.333	305.437
Min		-799.826	-749.856	-18.852
Std Dev		174.498	332.263	314.269



28.291_ACCURACY /Voltage_Offset		
Test Site	Dallas	Dallas
Tester	ETS-364	ETS-364
Test Number	EB6938	EB6938
Max Limit	1500	1500
Min Limit	-1450	-1450

krad	0	20	21	30	31	50	51
LL	-1450.000	-1450.000	-1450.000	-1450.000	-1450.000	-1450.000	-1450.000
Min	-512.594	-749.856	-190.359	-605.428	-136.331	-522.316	319.424
Average	-247.976	-360.048	-35.689	-347.463	123.058	-261.144	465.399
Max	-76.941	-53.191	76.008	-173.879	317.600	58.654	566.253
UL	1500.000	1500.000	1500.000	1500.000	1500.000	1500.000	1500.000

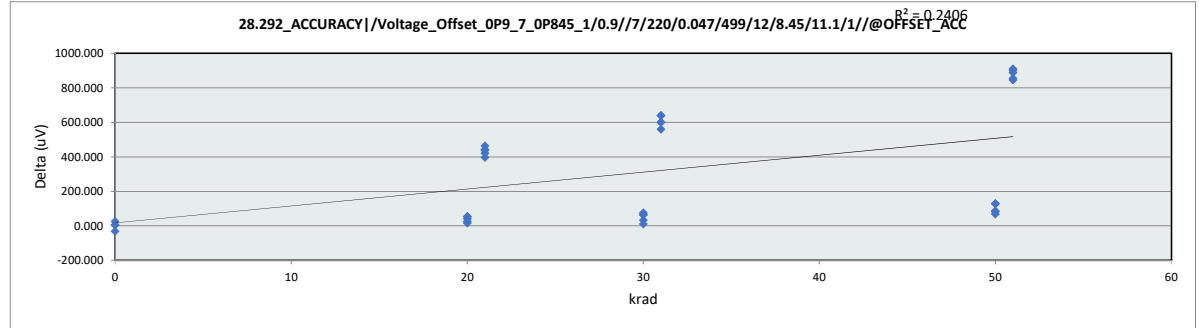




HDR Report  
TPS7H1111-SEP

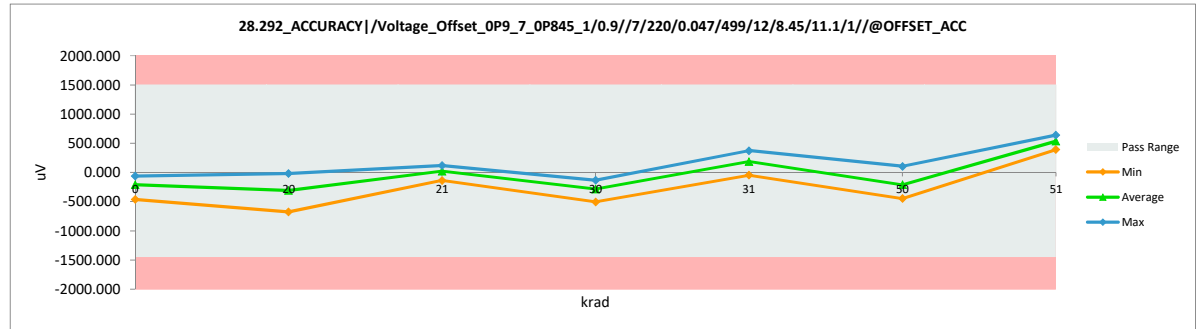
28.292_ACCURACY /Voltage_Offset		
Test Site	Dallas	Dallas
Tester	ETS-364	ETS-364
Test Number	EB6938	EB6938
Unit	uV	uV
Max Limit	1500	1500
Min Limit	-1450	-1450

krad	Serial #	Pre	Post	Delta
21	1	-522.602	-86.150	436.452
21	2	-533.921	-137.213	396.708
21	3	-345.340	117.704	463.044
21	4	-320.372	100.777	421.149
21	5	-332.981	110.492	443.473
20	17	-715.882	-675.195	40.687
20	19	-74.676	-20.111	54.565
20	20	-397.956	-371.855	26.101
20	21	-385.532	-369.745	15.787
20	23	-164.798	-112.537	52.261
31	6	-411.075	189.853	600.928
31	7	-504.020	135.562	639.582
31	8	-265.789	372.738	638.527
31	9	-323.766	276.789	600.555
31	10	-605.947	-46.861	559.086
30	24	-582.215	-505.832	76.383
30	25	-308.084	-296.876	11.208
30	26	-396.958	-330.117	66.841
30	27	-167.000	-133.175	33.825
30	29	-221.923	-159.270	62.653
51	11	-268.501	641.614	910.115
51	12	-325.522	561.845	887.367
51	13	-508.955	391.555	900.510
51	15	-283.659	561.729	845.388
51	16	-335.616	518.188	853.804
50	30	-24.319	104.177	128.496
50	32	-341.371	-211.653	129.718
50	39	-304.890	-218.585	86.305
50	40	-352.055	-284.246	67.809
50	41	-528.932	-446.820	82.112
0	61	-67.484	-62.340	5.144
0	62	-174.934	-205.809	-30.875
0	63	-123.417	-117.663	5.754
0	64	-489.131	-463.051	26.080
Max		-24.319	641.614	910.115
Average		-344.401	-34.473	309.928
Min		-715.882	-675.195	-30.875
Std Dev		163.139	332.909	324.247



28.292_ACCURACY /Voltage_Offset		
Test Site	Dallas	Dallas
Tester	ETS-364	ETS-364
Test Number	EB6938	EB6938
Max Limit	1500	uV
Min Limit	-1450	uV

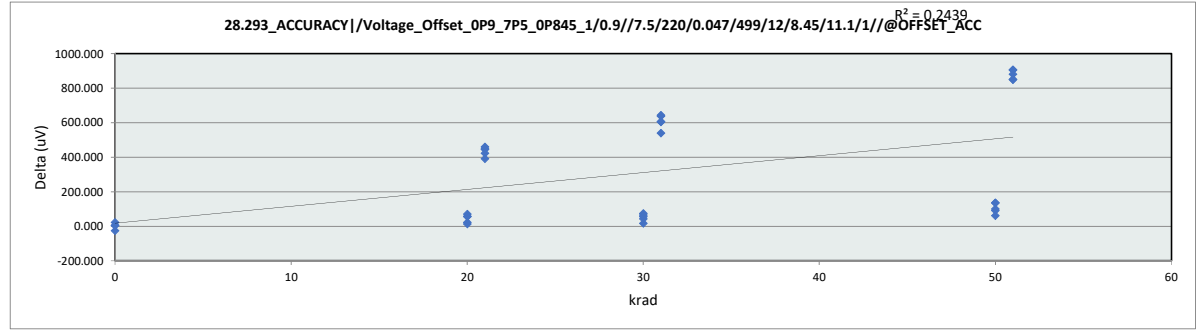
	0	20	21	30	31	50	51
LL	-1450.000	-1450.000	-1450.000	-1450.000	-1450.000	-1450.000	-1450.000
Min	-463.051	-675.195	-137.213	-505.832	-46.861	-446.820	391.555
Average	-212.216	-309.889	21.122	-285.054	185.616	-211.425	534.986
Max	-62.340	-20.111	117.704	-133.175	372.738	104.177	641.614
UL	1500.000	1500.000	1500.000	1500.000	1500.000	1500.000	1500.000



HDR Report  
TPS7H1111-SEP

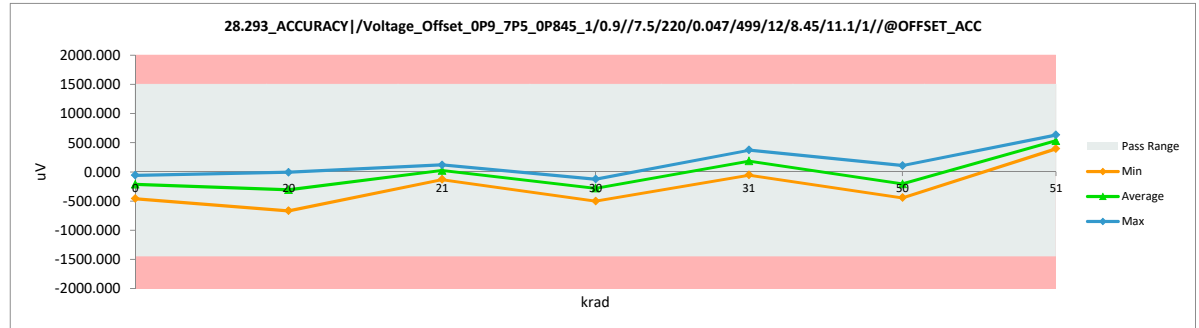
28.293_ACCURACY /Voltage_Offset		
Test Site	Dallas	Dallas
Tester	ETS-364	ETS-364
Test Number	EB6938	EB6938
Unit	uV	uV
Max Limit	1500	1500
Min Limit	-1450	-1450

krad	Serial #	Pre	Post	Delta
21	1	-527.185	-80.547	446.638
21	2	-520.530	-131.601	388.929
21	3	-341.272	116.515	457.787
21	4	-318.521	102.115	420.636
21	5	-329.080	114.229	443.309
20	17	-722.826	-667.050	55.776
20	19	-78.398	-9.421	68.977
20	20	-392.863	-381.869	10.994
20	21	-390.795	-370.610	20.185
20	23	-168.878	-115.246	53.632
31	6	-405.136	198.677	603.813
31	7	-503.686	137.430	641.116
31	8	-264.105	372.398	636.503
31	9	-325.301	276.774	602.075
31	10	-594.932	-57.396	537.536
30	24	-575.277	-502.300	72.977
30	25	-307.408	-292.471	14.937
30	26	-391.695	-327.721	63.974
30	27	-167.686	-125.879	41.807
30	29	-215.816	-162.509	53.307
51	11	-271.541	631.589	903.130
51	12	-314.161	565.585	879.746
51	13	-510.308	394.613	904.921
51	15	-284.505	565.621	850.126
51	16	-333.235	513.762	846.997
50	30	-28.419	105.202	133.621
50	32	-336.111	-202.987	133.124
50	39	-310.662	-211.978	98.684
50	40	-341.868	-281.352	60.516
50	41	-534.695	-446.135	88.560
0	61	-65.452	-62.850	2.602
0	62	-184.768	-211.710	-26.942
0	63	-123.581	-119.871	3.710
0	64	-482.187	-461.507	20.680
Max		-28.419	631.589	904.921
Average		-343.026	-33.191	309.835
Min		-722.826	-667.050	-26.942
Std Dev		161.774	332.085	322.591



28.293_ACCURACY /Voltage_Offset		
Test Site	Dallas	Dallas
Tester	ETS-364	ETS-364
Test Number	EB6938	EB6938
Max Limit	1500	uV
Min Limit	-1450	uV

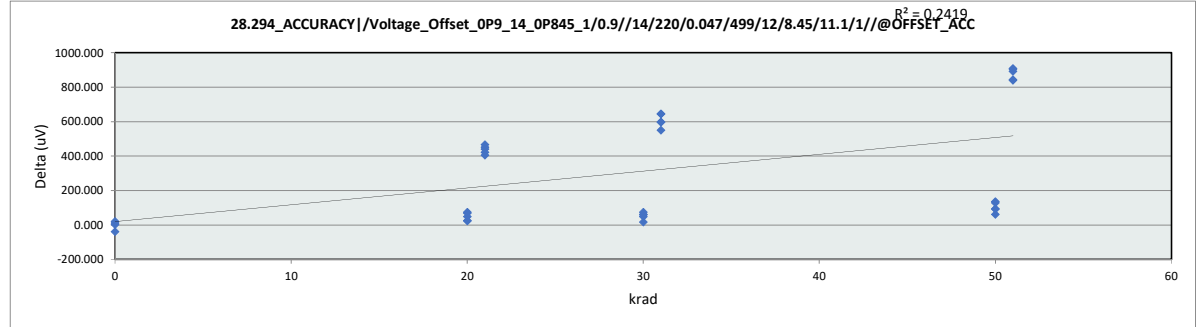
krad	0	20	21	30	31	50	51
LL	-1450.000	-1450.000	-1450.000	-1450.000	-1450.000	-1450.000	-1450.000
Min	-461.507	-667.050	-131.601	-502.300	-57.396	-446.135	394.613
Average	-213.985	-308.839	24.142	-282.176	185.577	-207.450	534.234
Max	-62.850	-9.421	116.515	-125.879	372.398	105.202	631.589
UL	1500.000	1500.000	1500.000	1500.000	1500.000	1500.000	1500.000



HDR Report  
TPS7H1111-SEP

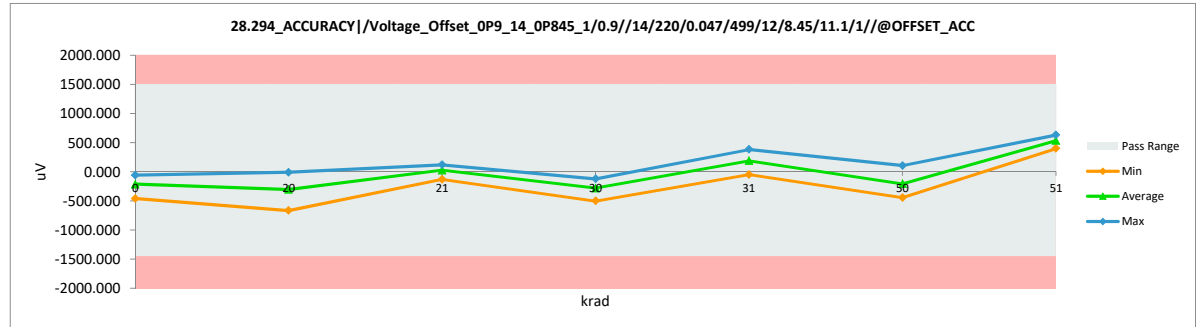
28.294_ACCURACY /Voltage_Offset		
Test Site	Dallas	Dallas
Tester	ETS-364	ETS-364
Test Number	EB6938	EB6938
Unit	uV	
Max Limit	1500	1500
Min Limit	-1450	-1450

krad	Serial #	Pre	Post	Delta
21	1	-522.447	-71.689	450.758
21	2	-536.302	-132.576	403.726
21	3	-346.515	117.525	464.040
21	4	-315.475	104.985	420.460
21	5	-323.808	115.046	438.854
20	17	-716.209	-668.409	47.800
20	19	-84.507	-11.465	73.042
20	20	-396.439	-372.878	23.561
20	21	-389.764	-367.427	22.337
20	23	-174.284	-107.610	66.674
31	6	-392.067	202.236	594.303
31	7	-504.866	138.620	643.486
31	8	-263.438	379.345	642.783
31	9	-324.947	271.681	596.628
31	10	-598.660	-50.730	547.930
30	24	-577.319	-504.988	72.331
30	25	-304.189	-289.237	14.952
30	26	-388.467	-328.231	60.236
30	27	-171.912	-125.524	46.388
30	29	-218.180	-159.121	59.059
51	11	-273.567	630.382	903.949
51	12	-321.454	567.806	889.260
51	13	-510.821	396.484	907.305
51	15	-277.027	561.741	838.768
51	16	-331.900	509.852	841.752
50	30	-23.496	102.517	126.013
50	32	-340.000	-205.028	134.972
50	39	-301.668	-209.638	92.030
50	40	-342.715	-282.055	60.660
50	41	-537.422	-445.092	92.330
0	61	-72.742	-62.382	10.360
0	62	-170.690	-211.191	-40.501
0	63	-123.399	-121.951	1.448
0	64	-481.859	-462.702	19.157
Max		-23.496	630.382	907.305
Average		-342.899	-32.109	310.790
Min		-716.209	-668.409	-40.501
Std Dev		161.811	331.673	322.461



28.294_ACCURACY /Voltage_Offset		
Test Site	Dallas	
Tester	ETS-364	
Test Number	EB6938	
Max Limit	1500	uV
Min Limit	-1450	uV

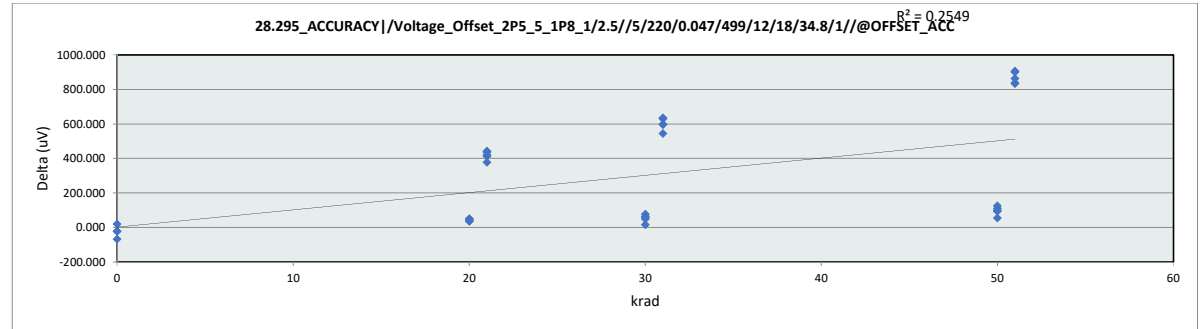
krad	0	20	21	30	31	50	51
LL	-1450.000	-1450.000	-1450.000	-1450.000	-1450.000	-1450.000	-1450.000
Min	-462.702	-668.409	-132.576	-504.988	-50.730	-445.092	396.484
Average	-214.557	-305.558	26.658	-281.420	188.230	-207.859	533.253
Max	-62.382	-11.465	117.525	-125.524	379.345	102.517	630.382
UL	1500.000	1500.000	1500.000	1500.000	1500.000	1500.000	1500.000



HDR Report  
TPS7H1111-SEP

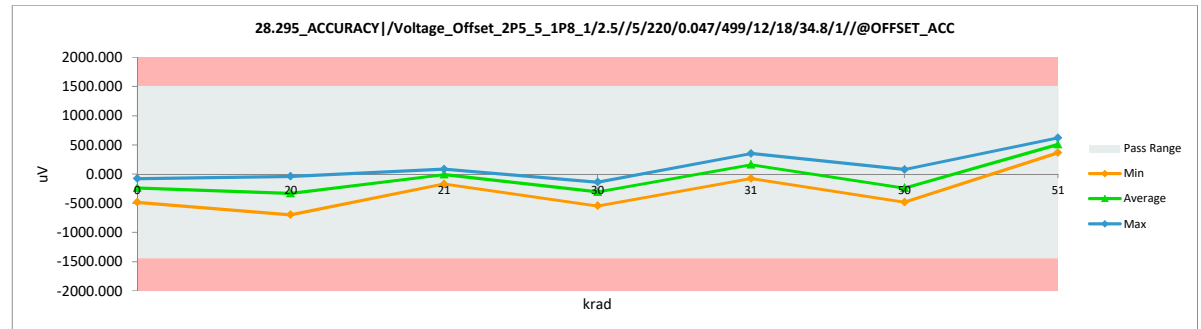
28.295_ACCURACY /Voltage_Offset		
Test Site	Dallas	Dallas
Tester	ETS-364	ETS-364
Test Number	EB6938	EB6938
Unit	uV	uV
Max Limit	1500	1500
Min Limit	-1450	-1450

krad	Serial #	Pre	Post	Delta
21	1	-545.090	-109.547	435.543
21	2	-547.111	-172.210	374.901
21	3	-360.298	81.044	441.342
21	4	-340.188	77.689	417.877
21	5	-331.646	80.037	411.683
20	17	-739.652	-697.446	42.206
20	19	-91.827	-42.456	49.371
20	20	-428.849	-394.017	34.832
20	21	-414.044	-380.278	33.766
20	23	-176.179	-135.082	41.097
31	6	-424.337	171.220	595.557
31	7	-518.405	109.178	627.583
31	8	-285.107	348.490	633.597
31	9	-338.006	257.057	595.063
31	10	-620.741	-79.072	541.669
30	24	-622.892	-546.700	76.192
30	25	-330.383	-316.435	13.948
30	26	-413.227	-351.709	61.518
30	27	-195.724	-139.064	56.660
30	29	-236.189	-189.304	46.885
51	11	-279.874	619.006	898.880
51	12	-334.466	527.751	862.217
51	13	-539.470	364.822	904.292
51	15	-299.734	535.065	834.799
51	16	-340.760	490.636	831.396
50	30	-34.678	74.857	109.535
50	32	-355.440	-232.208	123.232
50	39	-328.130	-236.839	91.291
50	40	-371.736	-319.177	52.559
50	41	-580.508	-483.578	96.930
0	61	-58.085	-82.034	-23.949
0	62	-179.696	-249.225	-69.529
0	63	-119.603	-141.990	-22.387
0	64	-505.239	-487.459	17.780
Max		-34.678	619.006	904.292
Average		-361.392	-60.264	301.128
Min		-739.652	-697.446	-69.529
Std Dev		169.475	332.857	321.841



28.295_ACCURACY /Voltage_Offset		
Test Site	Dallas	
Tester	ETS-364	
Test Number	EB6938	
Max Limit	1500	uV
Min Limit	-1450	uV

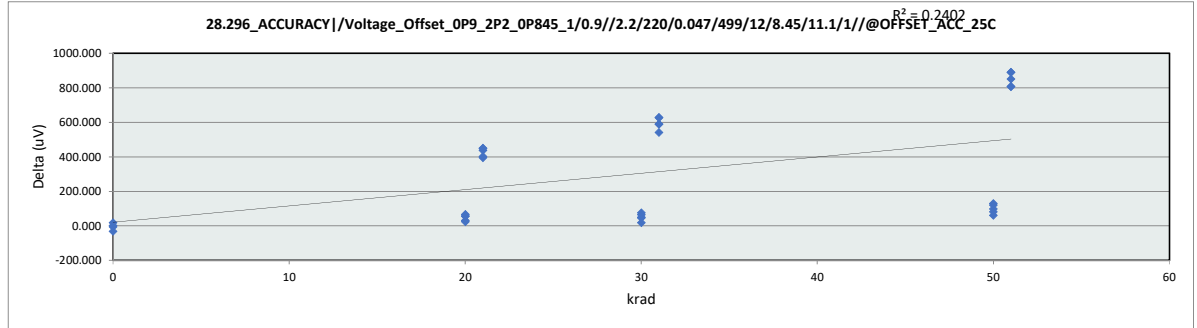
krad	0	20	21	30	31	50	51
LL	-1450.000	-1450.000	-1450.000	-1450.000	-1450.000	-1450.000	-1450.000
Min	-487.459	-697.446	-172.210	-546.700	-79.072	-483.578	364.822
Average	-240.177	-329.856	-8.597	-308.642	161.375	-239.389	507.456
Max	-82.034	-42.456	81.044	-139.064	348.490	74.857	619.006
UL	1500.000	1500.000	1500.000	1500.000	1500.000	1500.000	1500.000



HDR Report  
TPS7H1111-SEP

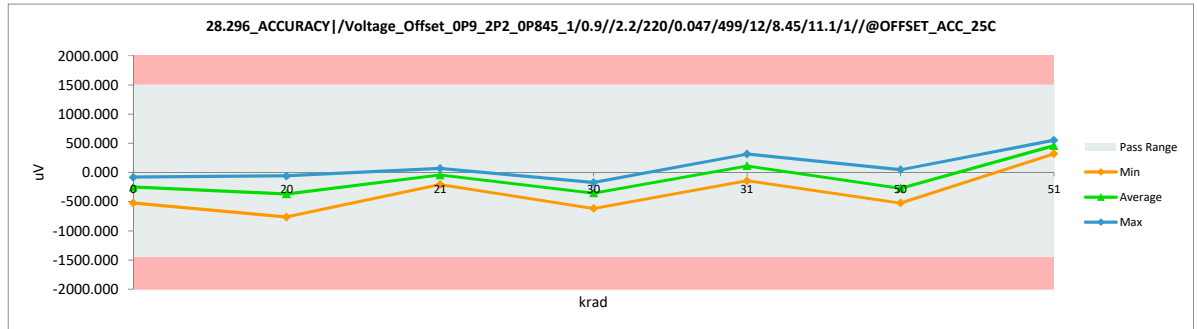
28.296_ACCURACY /Voltage_Offset		
Test Site	Dallas	Dallas
Tester	ETS-364	ETS-364
Test Number	EB6938	EB6938
Unit	uV	uV
Max Limit	1500	1500
Min Limit	-1450	-1450

krad	Serial #	Pre	Post	Delta
21	1	-608.087	-159.428	448.659
21	2	-598.246	-204.259	393.987
21	3	-420.511	30.333	450.844
21	4	-333.577	68.882	402.459
21	5	-390.643	47.213	437.856
20	17	-815.925	-761.235	54.690
20	19	-126.085	-59.989	66.096
20	20	-467.137	-436.693	30.444
20	21	-449.309	-424.725	24.584
20	23	-210.959	-153.086	57.873
31	6	-477.245	111.571	588.816
31	7	-556.451	69.261	625.712
31	8	-313.437	314.885	628.322
31	9	-377.703	212.163	589.866
31	10	-684.515	-142.795	541.720
30	24	-691.947	-616.816	75.131
30	25	-353.873	-336.266	17.607
30	26	-488.749	-423.971	64.778
30	27	-215.983	-170.499	45.484
30	29	-269.097	-219.318	49.779
51	11	-335.670	553.676	889.346
51	12	-351.444	500.095	851.539
51	13	-571.036	319.609	890.645
51	15	-351.185	457.296	808.481
51	16	-347.966	458.837	806.803
50	30	-82.478	46.611	129.089
50	32	-381.255	-260.180	121.075
50	39	-358.695	-259.805	98.890
50	40	-416.026	-354.993	61.033
50	41	-603.530	-522.980	80.550
0	61	-75.960	-82.368	-6.408
0	62	-226.003	-257.242	-31.239
0	63	-149.038	-147.840	1.198
0	64	-541.186	-523.624	17.562
Max		-75.960	553.676	890.645
Average		-401.204	-97.873	303.332
Min		-815.925	-761.235	-31.239
Std Dev		178.154	332.281	313.968



28.296_ACCURACY /Voltage_Offset		
Test Site	Dallas	Dallas
Tester	ETS-364	ETS-364
Test Number	EB6938	EB6938
Max Limit	1500	1500
Min Limit	-1450	-1450

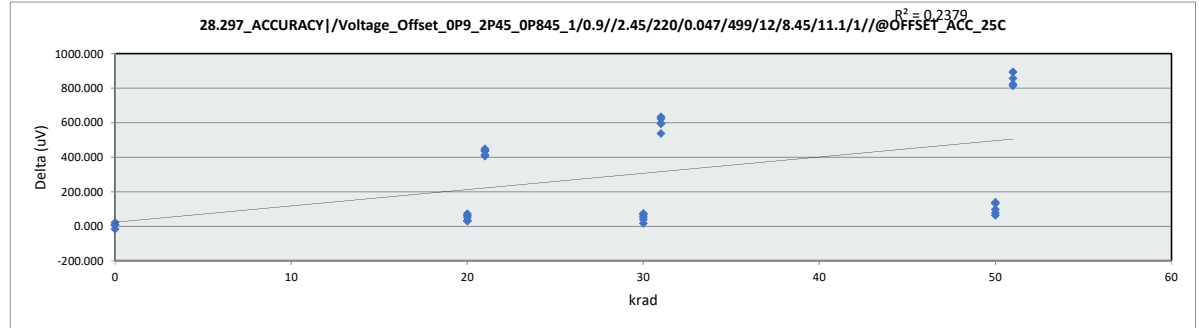
krad	0	20	21	30	31	50	51
LL	-1450.000	-1450.000	-1450.000	-1450.000	-1450.000	-1450.000	-1450.000
Min	-523.624	-761.235	-204.259	-616.816	-142.795	-522.980	319.609
Average	-252.769	-367.146	-43.452	-353.374	113.017	-270.269	457.903
Max	-82.368	-59.989	68.882	-170.499	314.885	46.611	553.676
UL	1500.000	1500.000	1500.000	1500.000	1500.000	1500.000	1500.000



HDR Report  
TPS7H1111-SEP

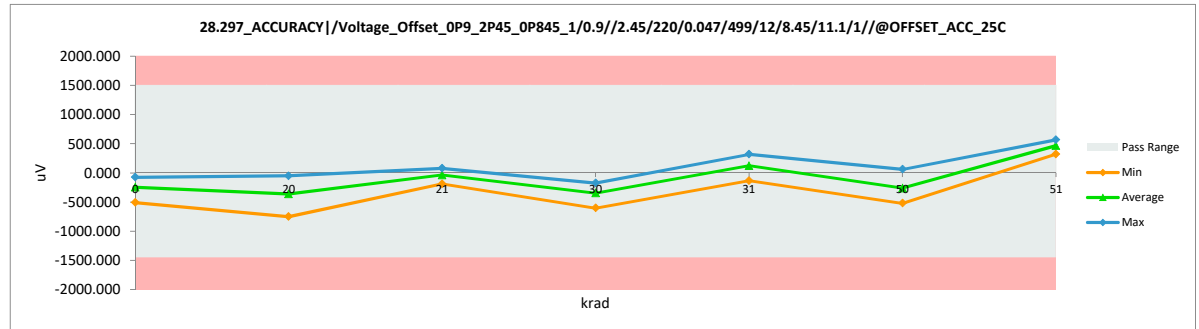
28.297_ACCURACY /Voltage_Offset		
Test Site	Dallas	Dallas
Tester	ETS-364	ETS-364
Test Number	EB6938	EB6938
Unit	uV	uV
Max Limit	1500	1500
Min Limit	-1450	-1450

krad	Serial #	Pre	Post	Delta
21	1	-588.405	-151.297	437.108
21	2	-595.519	-190.359	405.160
21	3	-406.584	40.847	447.431
21	4	-335.616	76.008	411.624
21	5	-387.257	46.358	433.615
20	17	-799.826	-749.856	49.970
20	19	-123.540	-53.191	70.349
20	20	-459.507	-431.266	28.241
20	21	-449.124	-416.911	32.213
20	23	-210.276	-149.018	61.258
31	6	-461.289	131.771	593.060
31	7	-549.999	82.988	632.987
31	8	-302.923	317.600	620.523
31	9	-374.639	219.262	593.901
31	10	-671.962	-136.331	535.631
30	24	-677.532	-605.428	72.104
30	25	-343.016	-328.636	14.380
30	26	-481.951	-417.346	64.605
30	27	-210.387	-173.879	36.508
30	29	-263.834	-212.026	51.808
51	11	-325.340	566.253	891.593
51	12	-353.986	501.096	855.082
51	13	-572.723	319.424	892.147
51	15	-345.424	467.470	812.894
51	16	-349.492	472.751	822.243
50	30	-72.306	58.654	130.960
50	32	-385.502	-248.653	136.849
50	39	-347.653	-251.821	95.832
50	40	-403.464	-341.582	61.882
50	41	-599.295	-522.316	76.979
0	61	-84.105	-76.941	7.164
0	62	-234.655	-253.507	-18.852
0	63	-156.170	-148.860	7.310
0	64	-532.883	-512.594	20.289
Max		-72.306	566.253	892.147
Average		-395.770	-90.333	305.437
Min		-799.826	-749.856	-18.852
Std Dev		174.498	332.263	314.269



28.297_ACCURACY /Voltage_Offset		
Test Site	Dallas	Dallas
Tester	ETS-364	ETS-364
Test Number	EB6938	EB6938
Max Limit	1500	1500
Min Limit	-1450	-1450

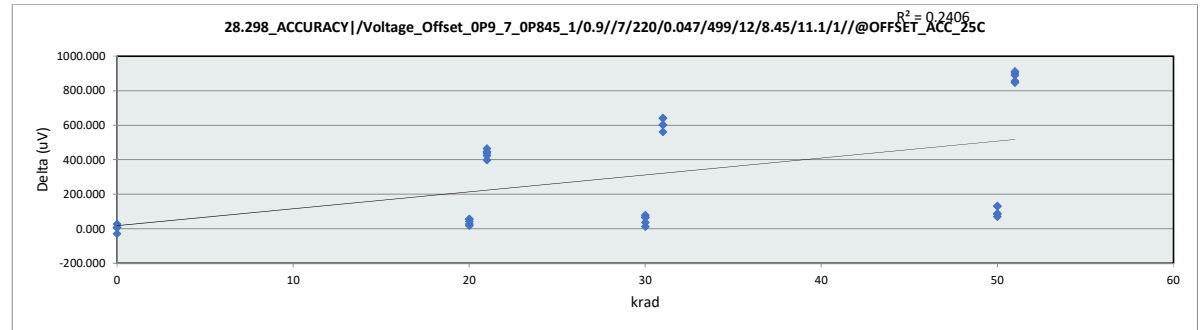
	0	20	21	30	31	50	51
LL	-1450.000	-1450.000	-1450.000	-1450.000	-1450.000	-1450.000	-1450.000
Min	-512.594	-749.856	-190.359	-605.428	-136.331	-522.316	319.424
Average	-247.976	-360.048	-35.689	-347.463	123.058	-261.144	465.399
Max	-76.941	-53.191	76.008	-173.879	317.600	58.654	566.253
UL	1500.000	1500.000	1500.000	1500.000	1500.000	1500.000	1500.000



HDR Report  
TPS7H1111-SEP

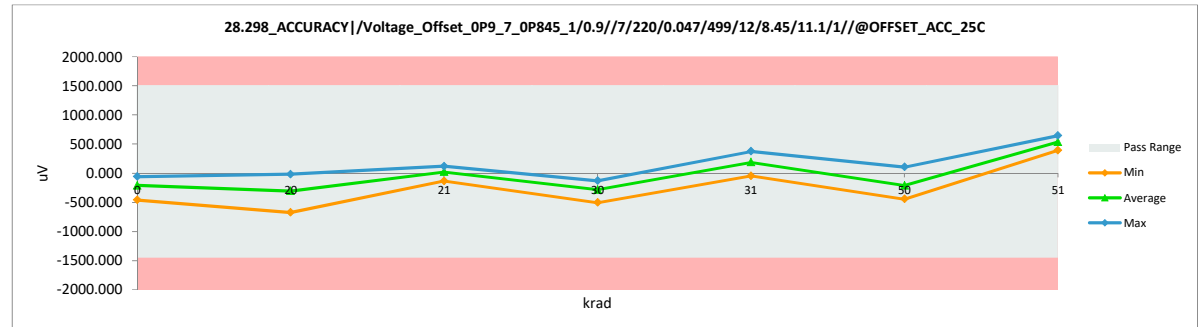
28.298_ACCURACY /Voltage_Offset		
Test Site	Dallas	Dallas
Tester	ETS-364	ETS-364
Test Number	EB6938	EB6938
Unit	uV	uV
Max Limit	1500	1500
Min Limit	-1450	-1450

krad	Serial #	Pre	Post	Delta
21	1	-522.602	-86.150	436.452
21	2	-533.921	-137.213	396.708
21	3	-345.340	117.704	463.044
21	4	-320.372	100.777	421.149
21	5	-332.981	110.492	443.473
20	17	-715.882	-675.195	40.687
20	19	-74.676	-20.111	54.565
20	20	-397.956	-371.855	26.101
20	21	-385.532	-369.745	15.787
20	23	-164.798	-112.537	52.261
31	6	-411.075	189.853	600.928
31	7	-504.020	135.562	639.582
31	8	-265.789	372.738	638.527
31	9	-323.766	276.789	600.555
31	10	-605.947	-46.861	559.086
30	24	-582.215	-505.832	76.383
30	25	-308.084	-296.876	11.208
30	26	-396.958	-330.117	66.841
30	27	-167.000	-133.175	33.825
30	29	-221.923	-159.270	62.653
51	11	-268.501	641.614	910.115
51	12	-325.522	561.845	887.367
51	13	-508.955	391.555	900.510
51	15	-283.659	561.729	845.388
51	16	-335.616	518.188	853.804
50	30	-24.319	104.177	128.496
50	32	-341.371	-211.653	129.718
50	39	-304.890	-218.585	86.305
50	40	-352.055	-284.246	67.809
50	41	-528.932	-446.820	82.112
0	61	-67.484	-62.340	5.144
0	62	-174.934	-205.809	-30.875
0	63	-123.417	-117.663	5.754
0	64	-489.131	-463.051	26.080
Max		-24.319	641.614	910.115
Average		-344.401	-34.473	309.928
Min		-715.882	-675.195	-30.875
Std Dev		163.139	332.909	324.247



28.298_ACCURACY /Voltage_Offset		
Test Site	Dallas	Dallas
Tester	ETS-364	ETS-364
Test Number	EB6938	EB6938
Max Limit	1500	uV
Min Limit	-1450	uV

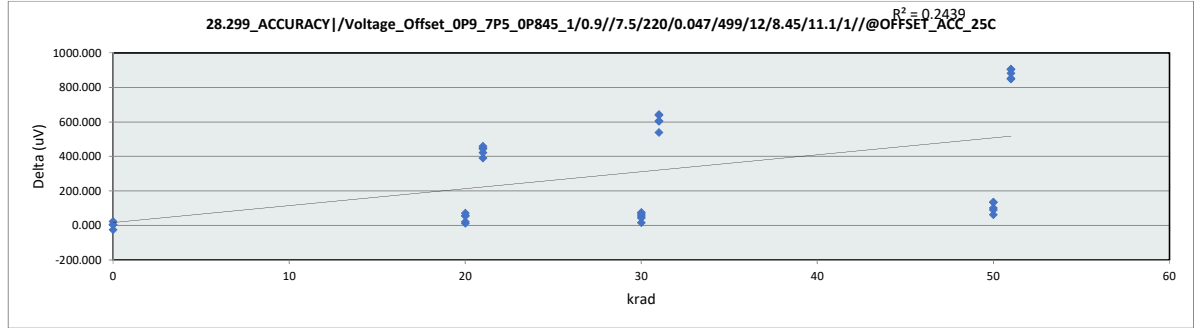
	0	20	21	30	31	50	51
LL	-1450.000	-1450.000	-1450.000	-1450.000	-1450.000	-1450.000	-1450.000
Min	-463.051	-675.195	-137.213	-505.832	-46.861	-446.820	391.555
Average	-212.216	-309.889	21.122	-285.054	185.616	-211.425	534.986
Max	-62.340	-20.111	117.704	-133.175	372.738	104.177	641.614
UL	1500.000	1500.000	1500.000	1500.000	1500.000	1500.000	1500.000



HDR Report  
TPS7H1111-SEP

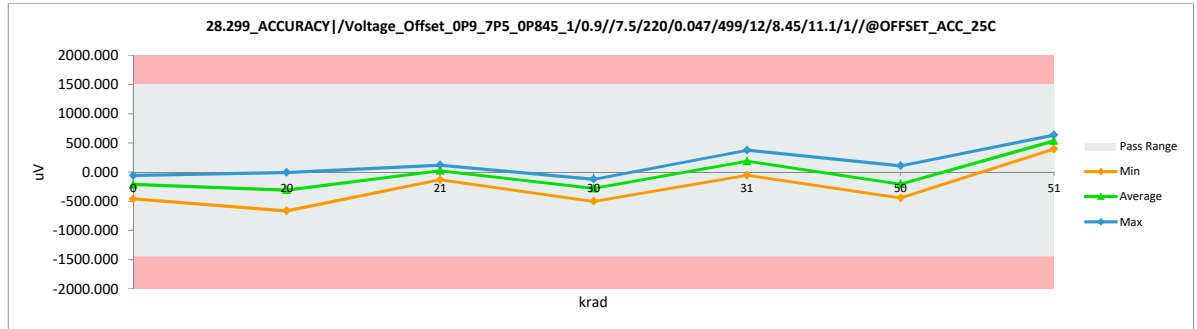
28.299_ACCURACY /Voltage_Offset		
Test Site	Dallas	Dallas
Tester	ETS-364	ETS-364
Test Number	EB6938	EB6938
Unit	uV	uV
Max Limit	1500	1500
Min Limit	-1450	-1450

krad	Serial #	Pre	Post	Delta
21	1	-527.185	-80.547	446.638
21	2	-520.530	-131.601	388.929
21	3	-341.272	116.515	457.787
21	4	-318.521	102.115	420.636
21	5	-329.080	114.229	443.309
20	17	-722.826	-667.050	55.776
20	19	-78.398	-9.421	68.977
20	20	-392.863	-381.869	10.994
20	21	-390.795	-370.610	20.185
20	23	-168.878	-115.246	53.632
31	6	-405.136	198.677	603.813
31	7	-503.686	137.430	641.116
31	8	-264.105	372.398	636.503
31	9	-325.301	276.774	602.075
31	10	-594.932	-57.396	537.536
30	24	-575.277	-502.300	72.977
30	25	-307.408	-292.471	14.937
30	26	-391.695	-327.721	63.974
30	27	-167.686	-125.879	41.807
30	29	-215.816	-162.509	53.307
51	11	-271.541	631.589	903.130
51	12	-314.161	565.585	879.746
51	13	-510.308	394.613	904.921
51	15	-284.505	565.621	850.126
51	16	-333.235	513.762	846.997
50	30	-28.419	105.202	133.621
50	32	-336.111	-202.987	133.124
50	39	-310.662	-211.978	98.684
50	40	-341.868	-281.352	60.516
50	41	-534.695	-446.135	88.560
0	61	-65.452	-62.850	2.602
0	62	-184.768	-211.710	-26.942
0	63	-123.581	-119.871	3.710
0	64	-482.187	-461.507	20.680
Max		-28.419	631.589	904.921
Average		-343.026	-33.191	309.835
Min		-722.826	-667.050	-26.942
Std Dev		161.774	332.085	322.591



28.299_ACCURACY /Voltage_Offset		
Test Site	Dallas	Dallas
Tester	ETS-364	ETS-364
Test Number	EB6938	EB6938
Max Limit	1500	uV
Min Limit	-1450	uV

krad	0	20	21	30	31	50	51
LL	-1450.000	-1450.000	-1450.000	-1450.000	-1450.000	-1450.000	-1450.000
Min	-461.507	-667.050	-131.601	-502.300	-57.396	-446.135	394.613
Average	-213.985	-308.839	24.142	-282.176	185.577	-207.450	534.234
Max	-62.850	-9.421	116.515	-125.879	372.398	105.202	631.589
UL	1500.000	1500.000	1500.000	1500.000	1500.000	1500.000	1500.000

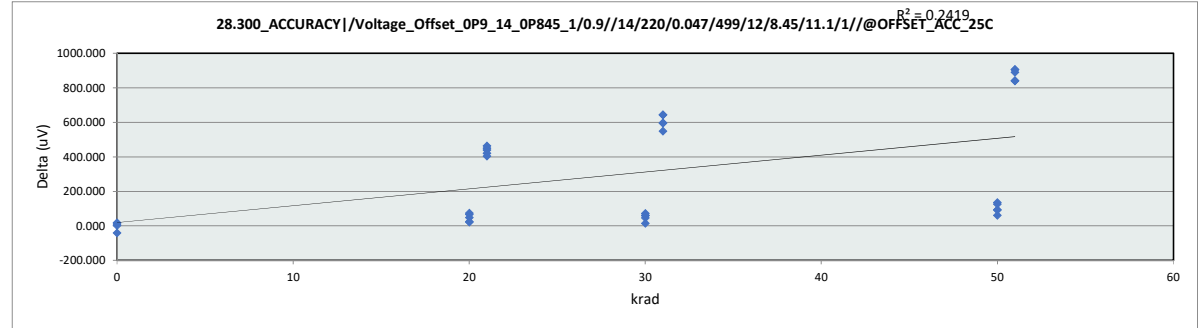




HDR Report  
TPS7H1111-SEP

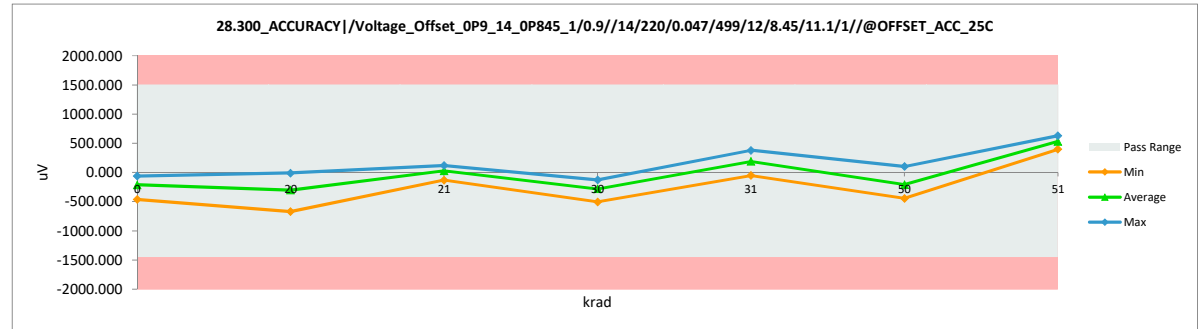
28.300_ACCURACY /Voltage_Offset		
Test Site	Dallas	Dallas
Tester	ETS-364	ETS-364
Test Number	EB6938	EB6938
Unit	uV	uV
Max Limit	1500	1500
Min Limit	-1450	-1450

krad	Serial #	Pre	Post	Delta
21	1	-522.447	-71.689	450.758
21	2	-536.302	-132.576	403.726
21	3	-346.515	117.525	464.040
21	4	-315.475	104.985	420.460
21	5	-323.808	115.046	438.854
20	17	-716.209	-668.409	47.800
20	19	-84.507	-11.465	73.042
20	20	-396.439	-372.878	23.561
20	21	-389.764	-367.427	22.337
20	23	-174.284	-107.610	66.674
31	6	-392.067	202.236	594.303
31	7	-504.866	138.620	643.486
31	8	-263.438	379.345	642.783
31	9	-324.947	271.681	596.628
31	10	-598.660	-50.730	547.930
30	24	-577.319	-504.988	72.331
30	25	-304.189	-289.237	14.952
30	26	-388.467	-328.231	60.236
30	27	-171.912	-125.524	46.388
30	29	-218.180	-159.121	59.059
51	11	-273.567	630.382	903.949
51	12	-321.454	567.806	889.260
51	13	-510.821	396.484	907.305
51	15	-277.027	561.741	838.768
51	16	-331.900	509.852	841.752
50	30	-23.496	102.517	126.013
50	32	-340.000	-205.028	134.972
50	39	-301.668	-209.638	92.030
50	40	-342.715	-282.055	60.660
50	41	-537.422	-445.092	92.330
0	61	-72.742	-62.382	10.360
0	62	-170.690	-211.191	-40.501
0	63	-123.399	-121.951	1.448
0	64	-481.859	-462.702	19.157
Max		-23.496	630.382	907.305
Average		-342.899	-32.109	310.790
Min		-716.209	-668.409	-40.501
Std Dev		161.811	331.673	322.461



28.300_ACCURACY /Voltage_Offset		
Test Site	Dallas	Dallas
Tester	ETS-364	ETS-364
Test Number	EB6938	EB6938
Max Limit	1500	1500
Min Limit	-1450	-1450

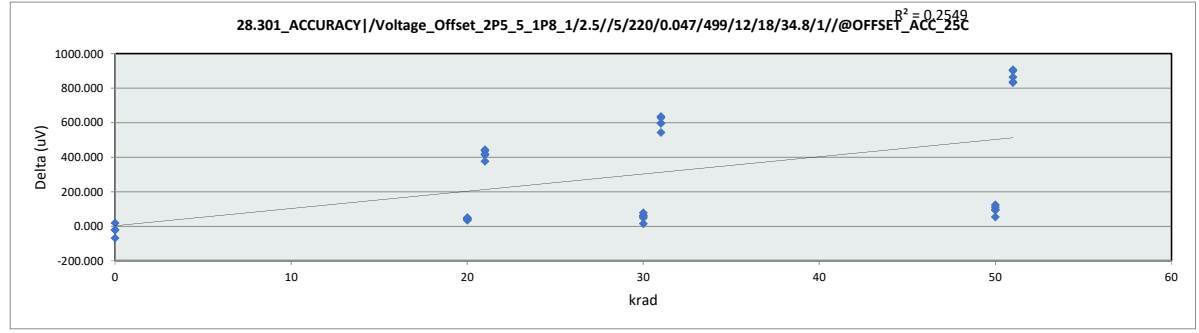
	0	20	21	30	31	50	51
LL	-1450.000	-1450.000	-1450.000	-1450.000	-1450.000	-1450.000	-1450.000
Min	-462.702	-668.409	-132.576	-504.988	-50.730	-445.092	396.484
Average	-214.557	-305.558	26.658	-281.420	188.230	-207.859	533.253
Max	-62.382	-11.465	117.525	-125.524	379.345	102.517	630.382
UL	1500.000	1500.000	1500.000	1500.000	1500.000	1500.000	1500.000



HDR Report  
TPS7H1111-SEP

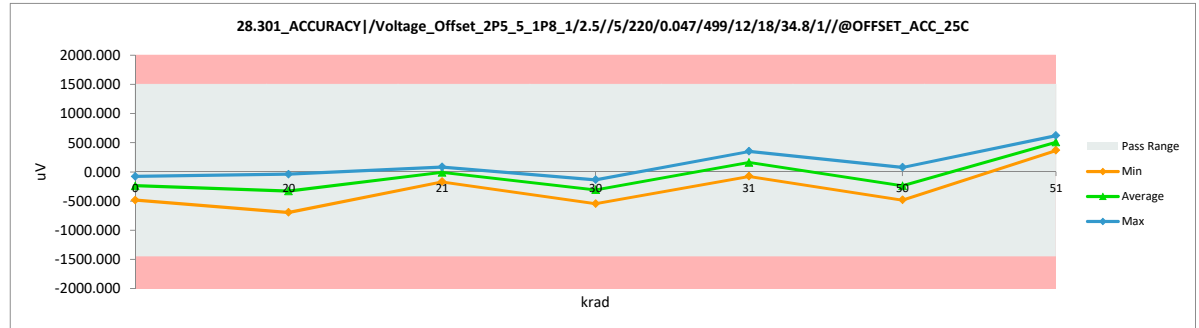
28.301_ACCURACY /Voltage_Offset		
Test Site	Dallas	Dallas
Tester	ETS-364	ETS-364
Test Number	EB6938	EB6938
Unit	uV	uV
Max Limit	1500	1500
Min Limit	-1450	-1450

krad	Serial #	Pre	Post	Delta
21	1	-545.090	-109.547	435.543
21	2	-547.111	-172.210	374.901
21	3	-360.298	81.044	441.342
21	4	-340.188	77.689	417.877
21	5	-331.646	80.037	411.683
20	17	-739.652	-697.446	42.206
20	19	-91.827	-42.456	49.371
20	20	-428.849	-394.017	34.832
20	21	-414.044	-380.278	33.766
20	23	-176.179	-135.082	41.097
31	6	-424.337	171.220	595.557
31	7	-518.405	109.178	627.583
31	8	-285.107	348.490	633.597
31	9	-338.006	257.057	595.063
31	10	-620.741	-79.072	541.669
30	24	-622.892	-546.700	76.192
30	25	-330.383	-316.435	13.948
30	26	-413.227	-351.709	61.518
30	27	-195.724	-139.064	56.660
30	29	-236.189	-189.304	46.885
51	11	-279.874	619.006	898.880
51	12	-334.466	527.751	862.217
51	13	-539.470	364.822	904.292
51	15	-299.734	535.065	834.799
51	16	-340.760	490.636	831.396
50	30	-34.678	74.857	109.535
50	32	-355.440	-232.208	123.232
50	39	-328.130	-236.839	91.291
50	40	-371.736	-319.177	52.559
50	41	-580.508	-483.578	96.930
0	61	-58.085	-82.034	-23.949
0	62	-179.696	-249.225	-69.529
0	63	-119.603	-141.990	-22.387
0	64	-505.239	-487.459	17.780
Max		-34.678	619.006	904.292
Average		-361.392	-60.264	301.128
Min		-739.652	-697.446	-69.529
Std Dev		169.475	332.857	321.841



28.301_ACCURACY /Voltage_Offset		
Test Site	Dallas	Dallas
Tester	ETS-364	ETS-364
Test Number	EB6938	EB6938
Max Limit	1500	uV
Min Limit	-1450	uV

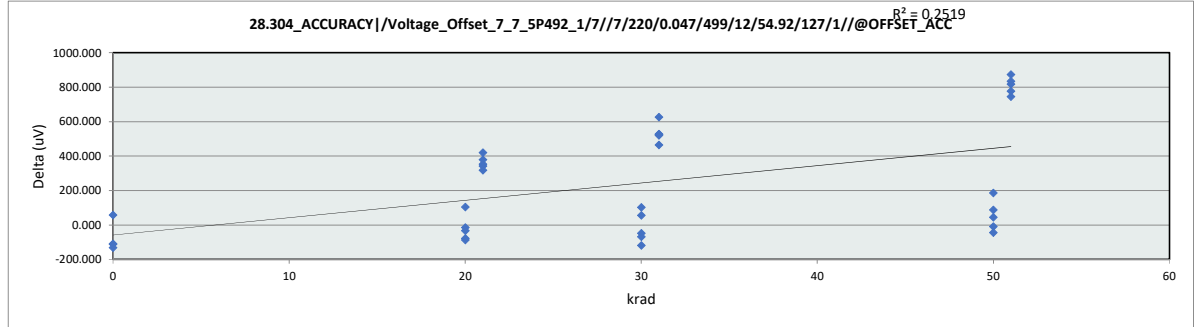
krad	0	20	21	30	31	50	51
LL	-1450.000	-1450.000	-1450.000	-1450.000	-1450.000	-1450.000	-1450.000
Min	-487.459	-697.446	-172.210	-546.700	-79.072	-483.578	364.822
Average	-240.177	-329.856	-8.597	-308.642	161.375	-239.389	507.456
Max	-82.034	-42.456	81.044	-139.064	348.490	74.857	619.006
UL	1500.000	1500.000	1500.000	1500.000	1500.000	1500.000	1500.000



HDR Report  
TPS7H1111-SEP

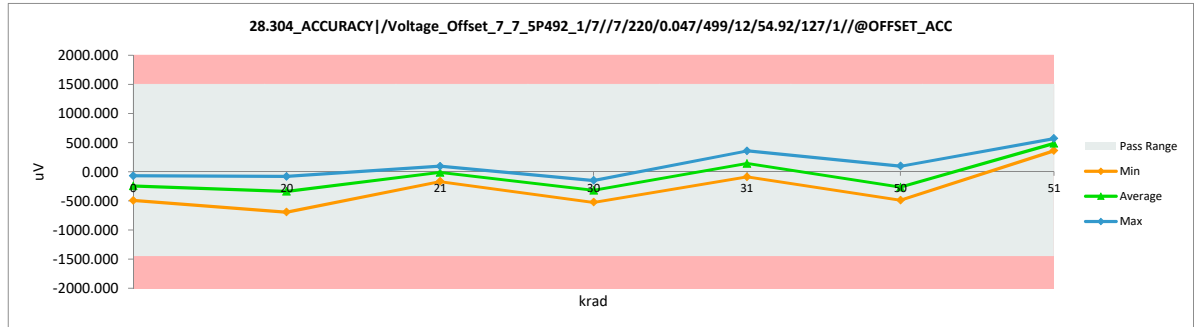
28.304_ACCURACY /Voltage_Offset		
Test Site	Dallas	Dallas
Tester	ETS-364	ETS-364
Test Number	EB6938	EB6938
Unit	uV	uV
Max Limit	1500	1500
Min Limit	-1450	-1450

krad	Serial #	Pre	Post	Delta
21	1	-454.545	-103.593	350.952
21	2	-484.514	-167.465	317.049
21	3	-281.501	58.866	340.367
21	4	-360.584	58.365	418.949
21	5	-284.553	92.292	376.845
20	17	-657.701	-692.844	-35.143
20	19	-6.127	-84.543	-78.416
20	20	-451.660	-348.234	103.426
20	21	-325.203	-414.467	-89.264
20	23	-136.852	-152.993	-16.141
31	6	-358.772	159.955	518.727
31	7	-467.229	57.507	524.736
31	8	-268.316	356.078	624.394
31	9	-302.911	223.351	526.262
31	10	-550.556	-88.286	462.270
30	24	-626.063	-525.498	100.565
30	25	-267.911	-316.668	-48.757
30	26	-269.079	-388.551	-119.472
30	27	-205.564	-151.062	54.502
30	29	-142.121	-212.383	-70.262
51	11	-206.852	568.867	775.719
51	12	-363.111	508.857	871.968
51	13	-455.666	359.964	815.630
51	15	-196.028	547.981	744.009
51	16	-394.368	438.046	832.414
50	30	-89.169	94.724	183.893
50	32	-284.505	-295.973	-11.468
50	39	-336.790	-293.064	43.726
50	40	-298.142	-344.491	-46.349
50	41	-574.565	-489.306	85.259
0	61	38.505	-71.430	-109.935
0	62	-141.764	-253.606	-111.842
0	63	-30.541	-163.174	-132.633
0	64	-550.914	-494.814	56.100
Max	38.505	568.867	871.968	
Average	-317.226	-74.341	242.885	
Min	-657.701	-692.844	-132.633	
Std Dev	174.707	328.648	325.745	



28.304_ACCURACY /Voltage_Offset		
Test Site	Dallas	Dallas
Tester	ETS-364	ETS-364
Test Number	EB6938	EB6938
Max Limit	1500	uV
Min Limit	-1450	uV

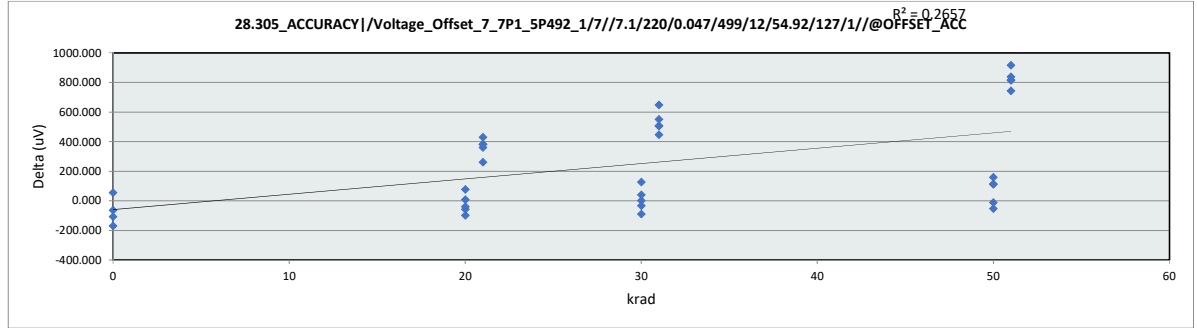
krad	0	20	21	30	31	50	51
LL	-1450.000	-1450.000	-1450.000	-1450.000	-1450.000	-1450.000	-1450.000
Min	-494.814	-692.844	-167.465	-525.498	-88.286	-489.306	359.964
Average	-245.756	-338.616	-12.307	-318.832	141.721	-265.622	484.743
Max	-71.430	-84.543	92.292	-151.062	356.078	94.724	568.867
UL	1500.000	1500.000	1500.000	1500.000	1500.000	1500.000	1500.000



HDR Report  
TPS7H1111-SEP

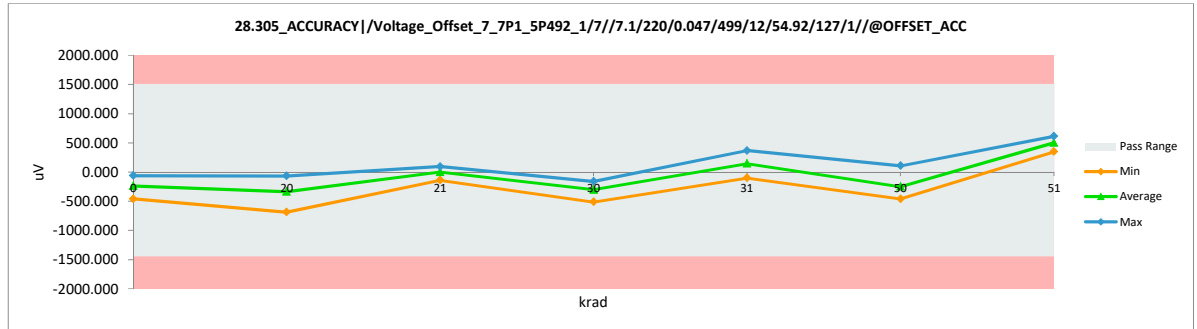
28.305_ACCURACY /Voltage_Offset		
Test Site	Dallas	Dallas
Tester	ETS-364	ETS-364
Test Number	EB6938	EB6938
Unit	uV	uV
Max Limit	1500	1500
Min Limit	-1450	-1450

krad	Serial #	Pre	Post	Delta
21	1	-456.190	-76.580	379.610
21	2	-401.330	-141.978	259.352
21	3	-276.518	82.517	359.035
21	4	-387.788	39.697	427.485
21	5	-289.631	90.528	380.159
20	17	-694.966	-689.435	5.531
20	19	-9.537	-69.237	-59.700
20	20	-449.967	-375.295	74.672
20	21	-309.968	-409.365	-99.397
20	23	-104.594	-146.008	-41.414
31	6	-346.971	158.191	505.162
31	7	-460.434	42.272	502.706
31	8	-280.190	366.235	646.425
31	9	-296.068	252.247	548.315
31	10	-547.242	-103.545	443.697
30	24	-639.606	-515.342	124.264
30	25	-281.382	-282.669	-1.287
30	26	-272.512	-364.828	-92.316
30	27	-200.415	-162.935	37.480
30	29	-147.128	-183.606	-36.478
51	11	-201.821	609.517	811.338
51	12	-374.961	539.446	914.407
51	13	-467.467	346.375	813.842
51	15	-189.424	551.462	740.886
51	16	-377.274	458.503	835.777
50	30	-50.235	106.525	156.760
50	32	-311.589	-324.965	-13.376
50	39	-336.766	-226.855	109.911
50	40	-289.631	-344.515	-54.884
50	41	-574.589	-462.127	112.462
0	61	1.192	-64.588	-65.780
0	62	-107.813	-279.117	-171.304
0	63	-50.879	-159.788	-108.909
0	64	-515.199	-461.006	54.193
Max	1.192	609.517	914.407	
Average	-314.673	-64.714	249.960	
Min	-694.966	-689.435	-171.304	
Std Dev	175.201	330.373	326.558	



28.305_ACCURACY /Voltage_Offset		
Test Site	Dallas	Dallas
Tester	ETS-364	ETS-364
Test Number	EB6938	EB6938
Max Limit	1500	uV
Min Limit	-1450	uV

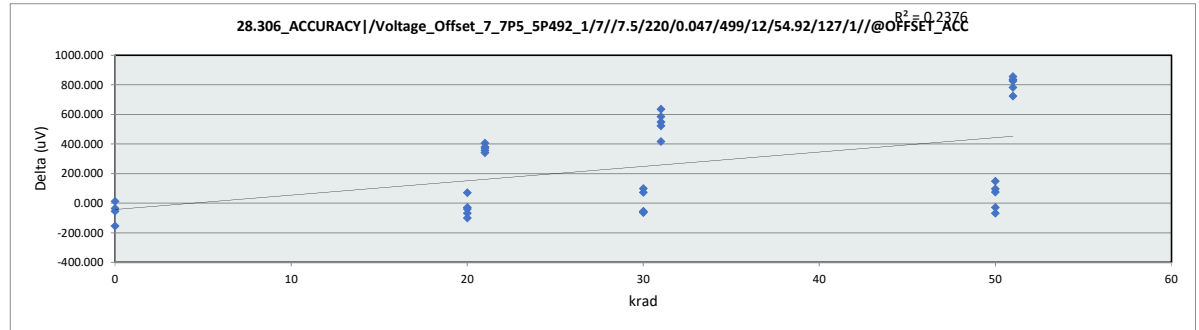
krad	0	20	21	30	31	50	51
LL	-1450.000	-1450.000	-1450.000	-1450.000	-1450.000	-1450.000	-1450.000
Min	-461.006	-689.435	-141.978	-515.342	-103.545	-462.127	346.375
Average	-241.125	-337.868	-1.163	-301.876	143.080	-250.387	501.061
Max	-64.588	-69.237	90.528	-162.935	366.235	106.525	609.517
UL	1500.000	1500.000	1500.000	1500.000	1500.000	1500.000	1500.000



HDR Report  
TPS7H1111-SEP

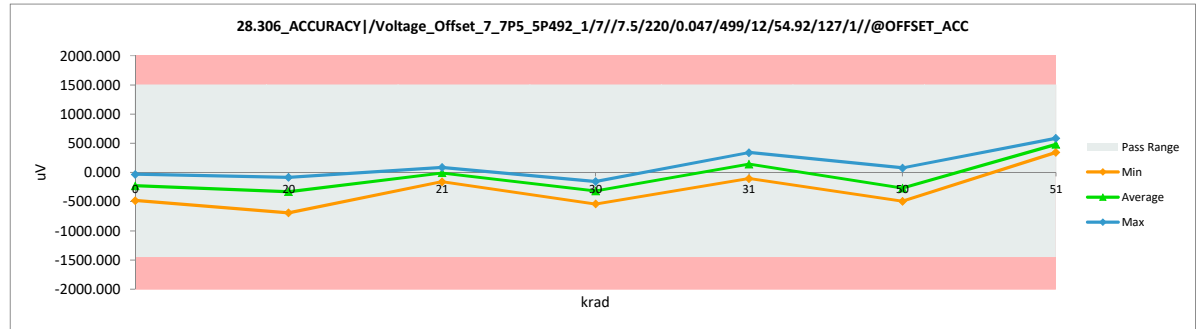
28.306_ACCURACY /Voltage_Offset		
Test Site	Dallas	Dallas
Tester	ETS-364	ETS-364
Test Number	EB6938	EB6938
Unit	uV	uV
Max Limit	1500	1500
Min Limit	-1450	-1450

krad	Serial #	Pre	Post	Delta
21	1	-447.679	-91.863	355.816
21	2	-499.701	-159.049	340.652
21	3	-288.320	84.233	372.553
21	4	-358.891	48.089	406.980
21	5	-299.907	80.276	380.183
20	17	-654.316	-692.797	-38.481
20	19	-19.765	-86.284	-66.519
20	20	-414.419	-343.084	71.335
20	21	-321.794	-421.333	-99.539
20	23	-91.100	-118.852	-27.752
31	6	-404.596	182.128	586.724
31	7	-485.826	62.585	548.411
31	8	-297.308	339.127	636.435
31	9	-285.959	237.012	522.971
31	10	-519.967	-103.688	416.279
30	24	-637.960	-539.064	98.896
30	25	-256.133	-320.053	-63.920
30	26	-311.470	-366.664	-55.194
30	27	-229.311	-156.140	73.171
30	29	-148.821	-207.376	-58.555
51	11	-198.555	584.173	782.728
51	12	-347.805	508.857	856.662
51	13	-480.986	344.634	825.620
51	15	-182.462	541.306	723.768
51	16	-411.296	426.221	837.517
50	30	-70.691	77.748	148.439
50	32	-270.867	-299.573	-28.706
50	39	-368.977	-272.727	96.250
50	40	-281.143	-347.853	-66.710
50	41	-569.510	-494.432	75.078
0	61	2.909	-32.425	-35.334
0	62	-184.155	-238.395	-54.240
0	63	-16.880	-169.969	-153.089
0	64	-493.264	-481.343	11.921
Max	2.909	584.173	856.662	
Average	-319.027	-71.370	247.657	
Min	-654.316	-692.797	-153.089	
Std Dev	172.139	327.284	324.453	



28.306_ACCURACY /Voltage_Offset		
Test Site	Dallas	Dallas
Tester	ETS-364	ETS-364
Test Number	EB6938	EB6938
Max Limit	1500	1500
Min Limit	-1450	-1450

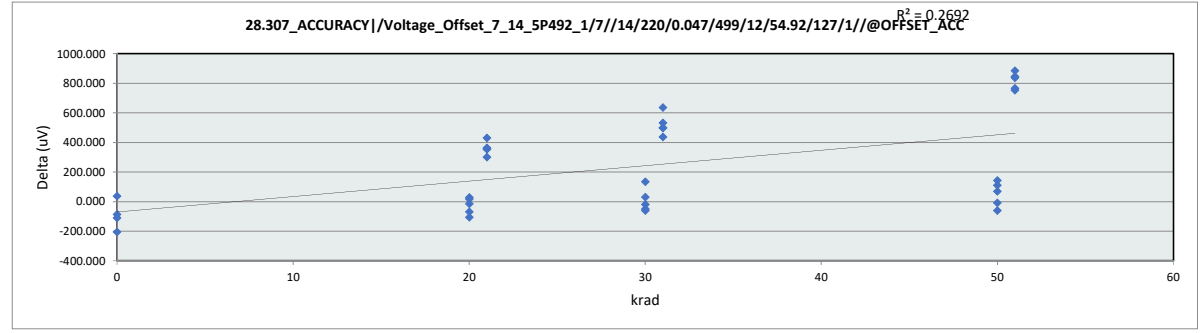
krad	0	20	21	30	31	50	51
LL	-1450.000	-1450.000	-1450.000	-1450.000	-1450.000	-1450.000	-1450.000
Min	-481.343	-692.797	-159.049	-539.064	-103.688	-494.432	344.634
Average	-230.533	-332.470	-7.663	-317.859	143.433	-267.367	481.038
Max	-32.425	-86.284	84.233	-156.140	339.127	77.748	584.173
UL	1500.000	1500.000	1500.000	1500.000	1500.000	1500.000	1500.000



HDR Report  
TPS7H1111-SEP

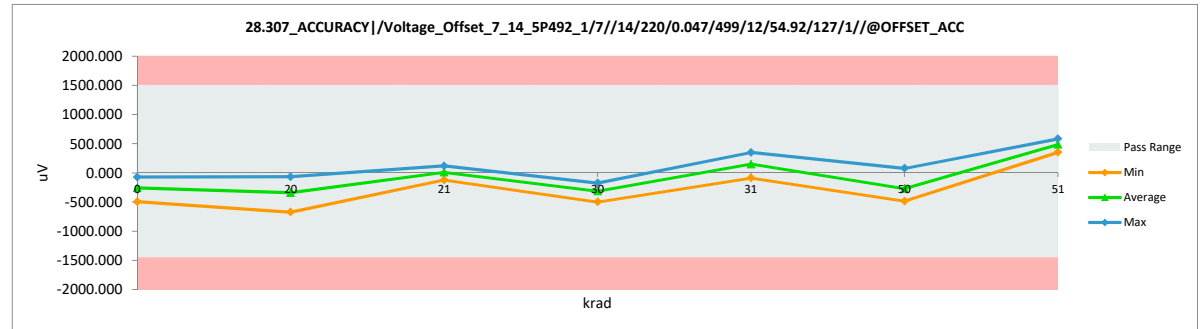
28.307_ACCURACY /Voltage_Offset		
Test Site	Dallas	Dallas
Tester	ETS-364	ETS-364
Test Number	EB6938	EB6938
Unit	uV	uV
Max Limit	1500	1500
Min Limit	-1450	-1450

krad	Serial #	Pre	Post	Delta
21	1	-449.586	-88.382	361.204
21	2	-477.648	-125.003	352.645
21	3	-232.363	67.019	299.382
21	4	-352.263	75.340	427.603
21	5	-237.155	115.943	353.098
20	17	-698.328	-672.555	25.773
20	19	0.572	-71.096	-71.668
20	20	-402.546	-387.144	15.402
20	21	-311.589	-419.688	-108.099
20	23	-143.528	-159.788	-16.260
31	6	-301.123	194.073	495.196
31	7	-463.700	65.780	529.480
31	8	-287.104	347.471	634.575
31	9	-272.417	224.876	497.293
31	10	-523.448	-88.310	435.138
30	24	-632.834	-500.250	132.584
30	25	-254.273	-306.416	-52.143
30	26	-333.500	-395.679	-62.179
30	27	-202.465	-174.785	27.680
30	29	-165.725	-187.254	-21.529
51	11	-183.177	580.597	763.774
51	12	-373.507	508.809	882.316
51	13	-493.002	351.286	844.288
51	15	-207.901	543.046	750.947
51	16	-389.338	444.794	834.132
50	30	-65.708	76.056	141.764
50	32	-282.741	-292.683	-9.942
50	39	-348.544	-281.358	67.186
50	40	-298.095	-359.869	-61.774
50	41	-596.714	-487.638	109.076
0	61	13.161	-74.887	-88.048
0	62	-90.766	-297.689	-206.923
0	63	-55.909	-168.371	-112.462
0	64	-534.105	-498.319	35.786
Max	13.161	580.597	882.316	
Average	-313.158	-71.826	241.332	
Min	-698.328	-672.555	-206.923	
Std Dev	177.288	329.780	326.568	



28.307_ACCURACY /Voltage_Offset		
Test Site	Dallas	
Tester	ETS-364	
Test Number	EB6938	
Max Limit	1500	uV
Min Limit	-1450	uV

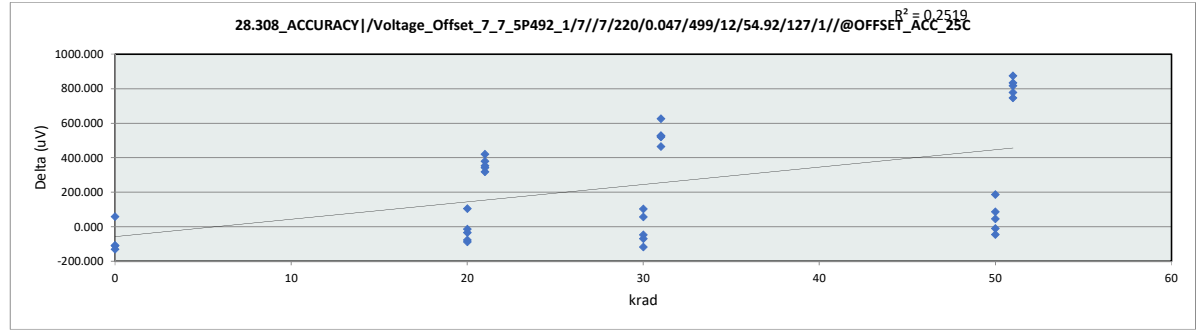
	0	20	21	30	31	50	51
LL	-1450.000	-1450.000	-1450.000	-1450.000	-1450.000	-1450.000	-1450.000
Min	-498.319	-672.555	-125.003	-500.250	-88.310	-487.638	351.286
Average	-259.817	-342.054	8.983	-312.877	148.778	-269.098	485.706
Max	-74.887	-71.096	115.943	-174.785	347.471	76.056	580.597
UL	1500.000	1500.000	1500.000	1500.000	1500.000	1500.000	1500.000



HDR Report  
TPS7H1111-SEP

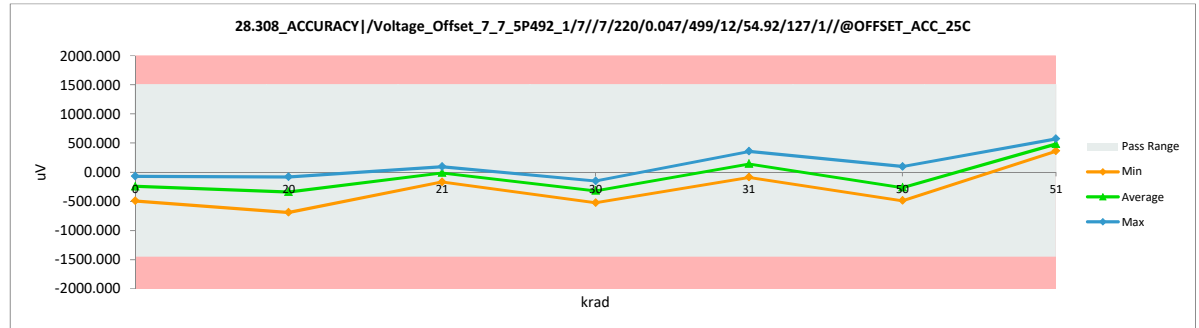
28.308_ACCURACY /Voltage_Offset		
Test Site	Dallas	Dallas
Tester	ETS-364	ETS-364
Test Number	EB6938	EB6938
Unit	uV	uV
Max Limit	1500	1500
Min Limit	-1450	-1450

krad	Serial #	Pre	Post	Delta
21	1	-454.545	-103.593	350.952
21	2	-484.514	-167.465	317.049
21	3	-281.501	58.866	340.367
21	4	-360.584	58.365	418.949
21	5	-284.553	92.292	376.845
20	17	-657.701	-692.844	-35.143
20	19	-6.127	-84.543	-78.416
20	20	-451.660	-348.234	103.426
20	21	-325.203	-414.467	-89.264
20	23	-136.852	-152.993	-16.141
31	6	-358.772	159.955	518.727
31	7	-467.229	57.507	524.736
31	8	-268.316	356.078	624.394
31	9	-302.911	223.351	526.262
31	10	-550.556	-88.286	462.270
30	24	-626.063	-525.498	100.565
30	25	-267.911	-316.668	-48.757
30	26	-269.079	-388.551	-119.472
30	27	-205.564	-151.062	54.502
30	29	-142.121	-212.383	-70.262
51	11	-206.852	568.867	775.719
51	12	-363.111	508.857	871.968
51	13	-455.666	359.964	815.630
51	15	-196.028	547.981	744.009
51	16	-394.368	438.046	832.414
50	30	-89.169	94.724	183.893
50	32	-284.505	-295.973	-11.468
50	39	-336.790	-293.064	43.726
50	40	-298.142	-344.491	-46.349
50	41	-574.565	-489.306	85.259
0	61	38.505	-71.430	-109.935
0	62	-141.764	-253.606	-111.842
0	63	-30.541	-163.174	-132.633
0	64	-550.914	-494.814	56.100
Max	38.505	568.867	871.968	
Average	-317.226	-74.341	242.885	
Min	-657.701	-692.844	-132.633	
Std Dev	174.707	328.648	325.745	



28.308_ACCURACY /Voltage_Offset		
Test Site	Dallas	Dallas
Tester	ETS-364	ETS-364
Test Number	EB6938	EB6938
Max Limit	1500	uV
Min Limit	-1450	uV

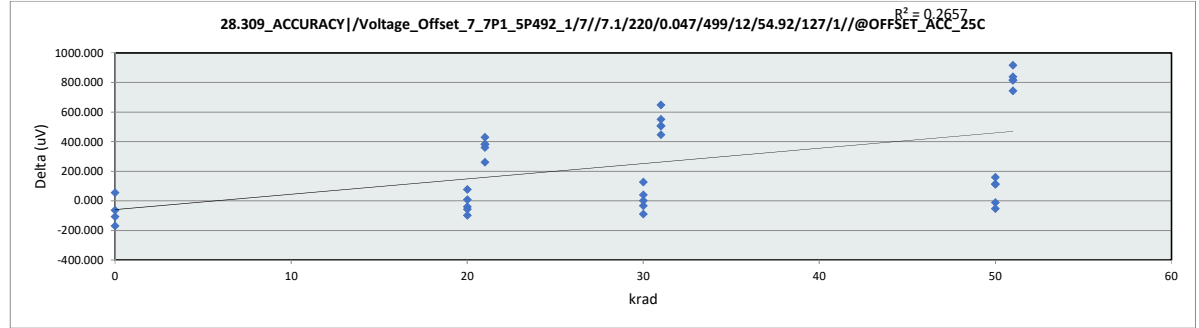
krad	0	20	21	30	31	50	51
LL	-1450.000	-1450.000	-1450.000	-1450.000	-1450.000	-1450.000	-1450.000
Min	-494.814	-692.844	-167.465	-525.498	-88.286	-489.306	359.964
Average	-245.756	-338.616	-12.307	-318.832	141.721	-265.622	484.743
Max	-71.430	-84.543	92.292	-151.062	356.078	94.724	568.867
UL	1500.000	1500.000	1500.000	1500.000	1500.000	1500.000	1500.000



HDR Report  
TPS7H1111-SEP

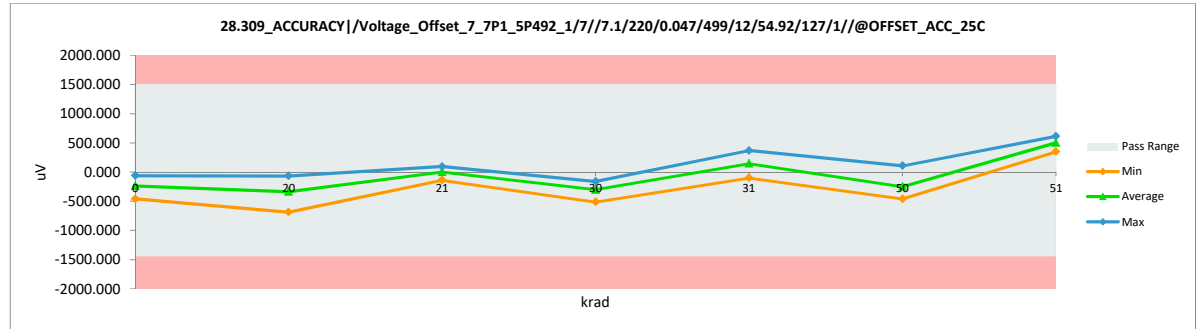
28.309_ACCURACY /Voltage_Offset		
Test Site	Dallas	Dallas
Tester	ETS-364	ETS-364
Test Number	EB6938	EB6938
Unit	uV	uV
Max Limit	1500	1500
Min Limit	-1450	-1450

krad	Serial #	Pre	Post	Delta
21	1	-456.190	-76.580	379.610
21	2	-401.330	-141.978	259.352
21	3	-276.518	82.517	359.035
21	4	-387.788	39.697	427.485
21	5	-289.631	90.528	380.159
20	17	-694.966	-689.435	5.531
20	19	-9.537	-69.237	-59.700
20	20	-449.967	-375.295	74.672
20	21	-309.968	-409.365	-99.397
20	23	-104.594	-146.008	-41.414
31	6	-346.971	158.191	505.162
31	7	-460.434	42.272	502.706
31	8	-280.190	366.235	646.425
31	9	-296.068	252.247	548.315
31	10	-547.242	-103.545	443.697
30	24	-639.606	-515.342	124.264
30	25	-281.382	-282.669	-1.287
30	26	-272.512	-364.828	-92.316
30	27	-200.415	-162.935	37.480
30	29	-147.128	-183.606	-36.478
51	11	-201.821	609.517	811.338
51	12	-374.961	539.446	914.407
51	13	-467.467	346.375	813.842
51	15	-189.424	551.462	740.886
51	16	-377.274	458.503	835.777
50	30	-50.235	106.525	156.760
50	32	-311.589	-324.965	-13.376
50	39	-336.766	-226.855	109.911
50	40	-289.631	-344.515	-54.884
50	41	-574.589	-462.127	112.462
0	61	1.192	-64.588	-65.780
0	62	-107.813	-279.117	-171.304
0	63	-50.879	-159.788	-108.909
0	64	-515.199	-461.006	54.193
Max	1.192	609.517	914.407	
Average	-314.673	-64.714	249.960	
Min	-694.966	-689.435	-171.304	
Std Dev	175.201	330.373	326.558	



28.309_ACCURACY /Voltage_Offset		
Test Site	Dallas	
Tester	ETS-364	
Test Number	EB6938	
Max Limit	1500	uV
Min Limit	-1450	uV

	0	20	21	30	31	50	51
LL	-1450.000	-1450.000	-1450.000	-1450.000	-1450.000	-1450.000	-1450.000
Min	-461.006	-689.435	-141.978	-515.342	-103.545	-462.127	346.375
Average	-241.125	-337.868	-1.163	-301.876	143.080	-250.387	501.061
Max	-64.588	-69.237	90.528	-162.935	366.235	106.525	609.517
UL	1500.000	1500.000	1500.000	1500.000	1500.000	1500.000	1500.000

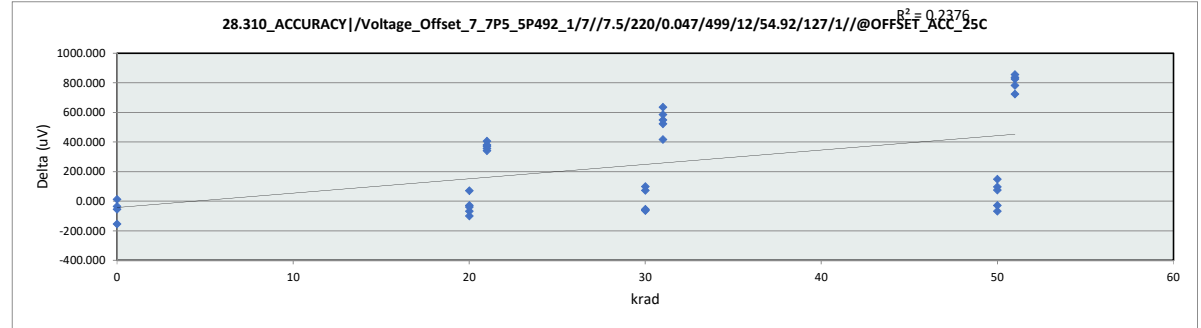




HDR Report  
TPS7H1111-SEP

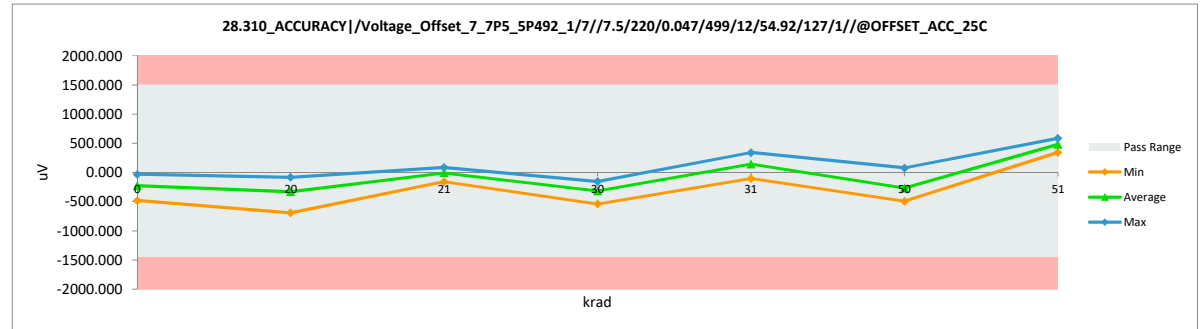
28.310_ACCURACY /Voltage_Offset		
Test Site	Dallas	Dallas
Tester	ETS-364	ETS-364
Test Number	EB6938	EB6938
Unit	uV	uV
Max Limit	1500	1500
Min Limit	-1450	-1450

krad	Serial #	Pre	Post	Delta
21	1	-447.679	-91.863	355.816
21	2	-499.701	-159.049	340.652
21	3	-288.320	84.233	372.553
21	4	-358.891	48.089	406.980
21	5	-299.907	80.276	380.183
20	17	-654.316	-692.797	-38.481
20	19	-19.765	-86.284	-66.519
20	20	-414.419	-343.084	71.335
20	21	-321.794	-421.333	-99.539
20	23	-91.100	-118.852	-27.752
31	6	-404.596	182.128	586.724
31	7	-485.826	62.585	548.411
31	8	-297.308	339.127	636.435
31	9	-285.959	237.012	522.971
31	10	-519.967	-103.688	416.279
30	24	-637.960	-539.064	98.896
30	25	-256.133	-320.053	-63.920
30	26	-311.470	-366.664	-55.194
30	27	-229.311	-156.140	73.171
30	29	-148.821	-207.376	-58.555
51	11	-198.555	584.173	782.728
51	12	-347.805	508.857	856.662
51	13	-480.986	344.634	825.620
51	15	-182.462	541.306	723.768
51	16	-411.296	426.221	837.517
50	30	-70.691	77.748	148.439
50	32	-270.867	-299.573	-28.706
50	39	-368.977	-272.727	96.250
50	40	-281.143	-347.853	-66.710
50	41	-569.510	-494.432	75.078
0	61	2.909	-32.425	-35.334
0	62	-184.155	-238.395	-54.240
0	63	-16.880	-169.969	-153.089
0	64	-493.264	-481.343	11.921
Max	2.909	584.173	856.662	
Average	-319.027	-71.370	247.657	
Min	-654.316	-692.797	-153.089	
Std Dev	172.139	327.284	324.453	



28.310_ACCURACY /Voltage_Offset		
Test Site	Dallas	Dallas
Tester	ETS-364	ETS-364
Test Number	EB6938	EB6938
Max Limit	1500	1500
Min Limit	-1450	-1450

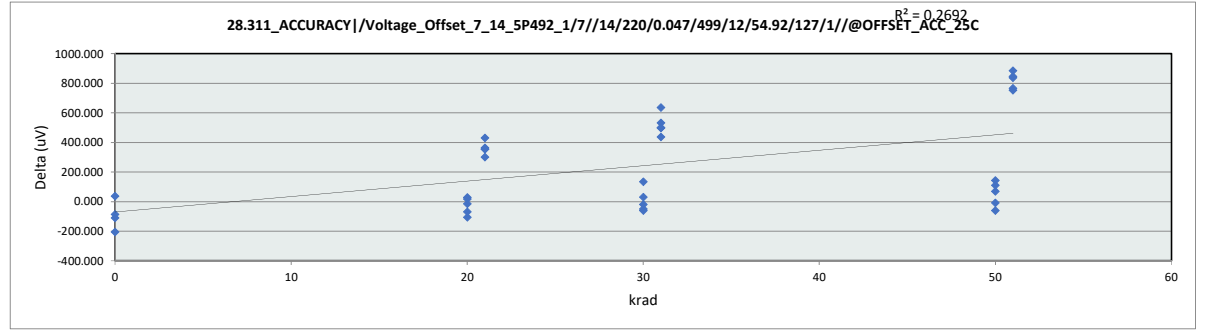
krad	0	20	21	30	31	50	51
LL	-1450.000	-1450.000	-1450.000	-1450.000	-1450.000	-1450.000	-1450.000
Min	-481.343	-692.797	-159.049	-539.064	-103.688	-494.432	344.634
Average	-230.533	-332.470	-7.663	-317.859	143.433	-267.367	481.038
Max	-32.425	-86.284	84.233	-156.140	339.127	77.748	584.173
UL	1500.000	1500.000	1500.000	1500.000	1500.000	1500.000	1500.000



HDR Report  
TPS7H1111-SEP

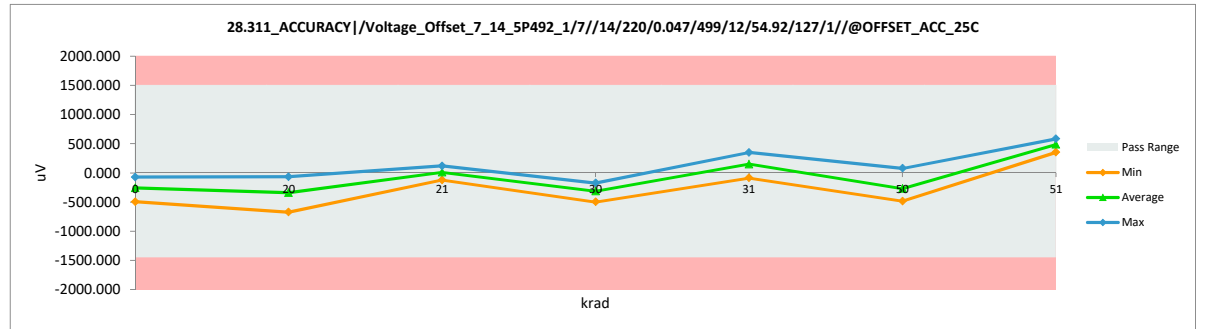
28.311_ACCURACY /Voltage_Offset		
Test Site	Dallas	Dallas
Tester	ETS-364	ETS-364
Test Number	EB6938	EB6938
Unit	uV	uV
Max Limit	1500	1500
Min Limit	-1450	-1450

krad	Serial #	Pre	Post	Delta
21	1	-449.586	-88.382	361.204
21	2	-477.648	-125.003	352.645
21	3	-232.363	67.019	299.382
21	4	-352.263	75.340	427.603
21	5	-237.155	115.943	353.098
20	17	-698.328	-672.555	25.773
20	19	0.572	-71.096	-71.668
20	20	-402.546	-387.144	15.402
20	21	-311.589	-419.688	-108.099
20	23	-143.528	-159.788	-16.260
31	6	-301.123	194.073	495.196
31	7	-463.700	65.780	529.480
31	8	-287.104	347.471	634.575
31	9	-272.417	224.876	497.293
31	10	-523.448	-88.310	435.138
30	24	-632.834	-500.250	132.584
30	25	-254.273	-306.416	-52.143
30	26	-333.500	-395.679	-62.179
30	27	-202.465	-174.785	27.680
30	29	-165.725	-187.254	-21.529
51	11	-183.177	580.597	763.774
51	12	-373.507	508.809	882.316
51	13	-493.002	351.286	844.288
51	15	-207.901	543.046	750.947
51	16	-389.338	444.794	834.132
50	30	-65.708	76.056	141.764
50	32	-282.741	-292.683	-9.942
50	39	-348.544	-281.358	67.186
50	40	-298.095	-359.869	-61.774
50	41	-596.714	-487.638	109.076
0	61	13.161	-74.887	-88.048
0	62	-90.766	-297.689	-206.923
0	63	-55.909	-168.371	-112.462
0	64	-534.105	-498.319	35.786
Max	13.161	580.597	882.316	
Average	-313.158	-71.826	241.332	
Min	-698.328	-672.555	-206.923	
Std Dev	177.288	329.780	326.568	



28.311_ACCURACY /Voltage_Offset		
Test Site	Dallas	Dallas
Tester	ETS-364	ETS-364
Test Number	EB6938	EB6938
Max Limit	1500	uV
Min Limit	-1450	uV

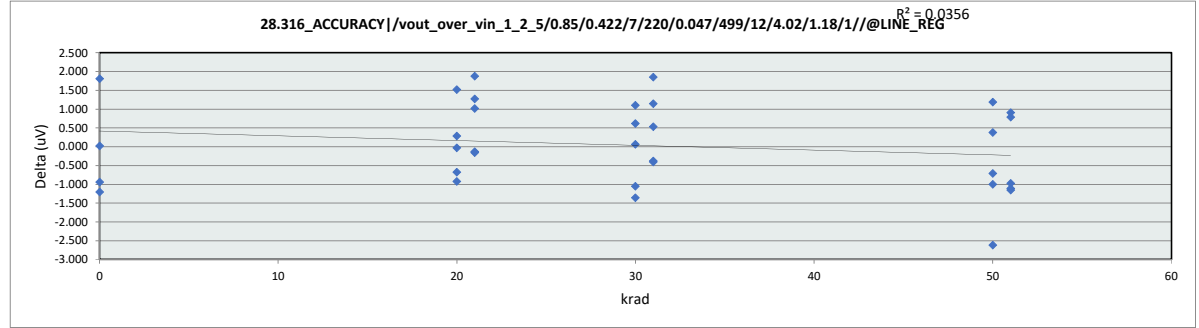
krad	0	20	21	30	31	50	51
LL	-1450.000	-1450.000	-1450.000	-1450.000	-1450.000	-1450.000	-1450.000
Min	-498.319	-672.555	-125.003	-500.250	-88.310	-487.638	351.286
Average	-259.817	-342.054	8.983	-312.877	148.778	-269.098	485.706
Max	-74.887	-71.096	115.943	-174.785	347.471	76.056	580.597
UL	1500.000	1500.000	1500.000	1500.000	1500.000	1500.000	1500.000



HDR Report  
TPS7H1111-SEP

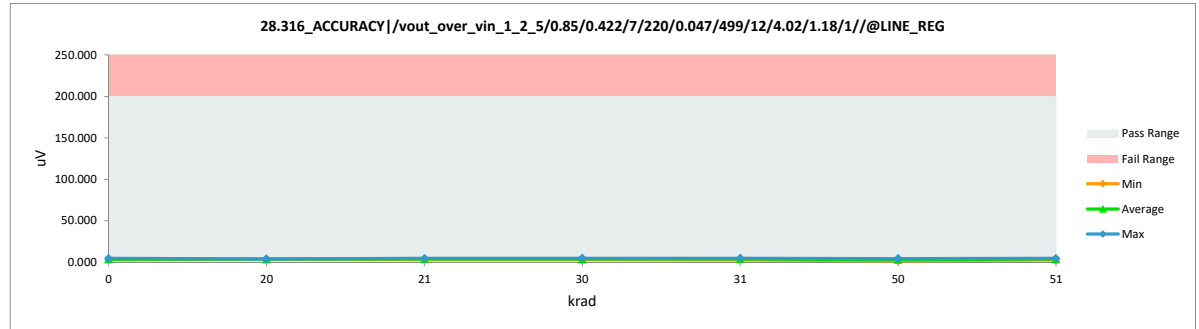
28.316_ACCURACY /vout_over		
Test Site	Dallas	Dallas
Tester	ETS-364	ETS-364
Test Number	EB6938	EB6938
Unit	uV	uV
Max Limit	200	200
Min Limit	0	0

krad	Serial #	Pre	Post	Delta
21	1	2.472	4.340	1.868
21	2	3.399	4.410	1.011
21	3	2.915	4.176	1.261
21	4	3.841	3.677	-0.164
21	5	3.411	3.275	-0.136
20	17	4.115	3.428	-0.687
20	19	2.376	3.884	1.508
20	20	3.330	3.609	0.279
20	21	4.571	3.637	-0.934
20	23	3.192	3.152	-0.040
31	6	3.039	2.627	-0.412
31	7	2.652	4.492	1.840
31	8	3.440	3.966	0.526
31	9	4.143	3.760	-0.383
31	10	3.247	4.384	1.137
30	24	3.260	3.316	0.056
30	25	3.838	2.778	-1.060
30	26	4.365	3.001	-1.364
30	27	2.598	3.690	1.092
30	29	4.019	4.630	0.611
51	11	3.480	2.364	-1.116
51	12	4.158	2.999	-1.159
51	13	3.426	4.327	0.901
51	15	4.393	3.413	-0.980
51	16	3.648	4.423	0.775
50	30	4.186	3.180	-1.006
50	32	4.061	1.437	-2.624
50	39	2.957	4.134	1.177
50	40	2.791	3.164	0.373
50	41	3.647	2.931	-0.716
0	61	3.287	3.303	0.016
0	62	3.744	2.792	-0.952
0	63	2.569	4.371	1.802
0	64	3.937	2.723	-1.214
Max		4.571	4.630	1.868
Average		3.485	3.523	0.038
Min		2.376	1.437	-2.624
Std Dev		0.600	0.728	1.103



28.316_ACCURACY /vout_over		
Test Site	Dallas	
Tester	ETS-364	
Test Number	EB6938	
Max Limit	200	uV
Min Limit	0	uV

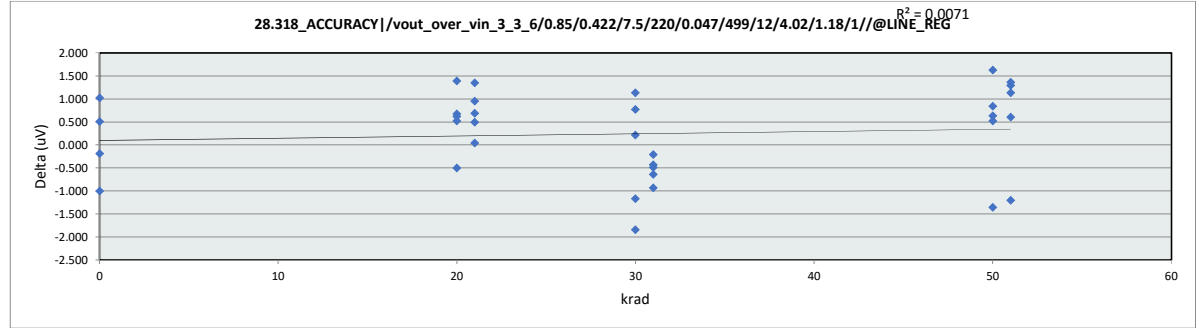
krad	0	20	21	30	31	50	51
LL	0.000	0.000	0.000	0.000	0.000	0.000	0.000
Min	2.723	3.152	3.275	2.778	2.627	1.437	2.364
Average	3.297	3.542	3.976	3.483	3.846	2.969	3.505
Max	4.371	3.884	4.410	4.630	4.492	4.134	4.423
UL	200.000	200.000	200.000	200.000	200.000	200.000	200.000



HDR Report  
TPS7H1111-SEP

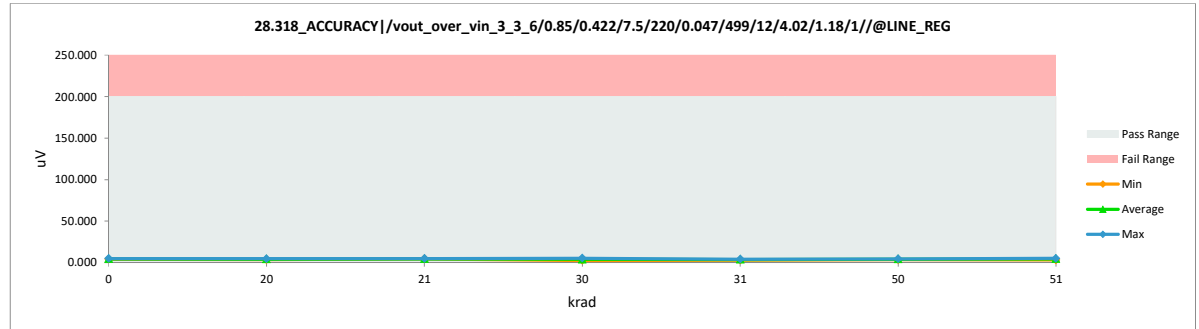
28.318_ACCURACY /vout_over		
Test Site	Dallas	Dallas
Tester	ETS-364	ETS-364
Test Number	EB6938	EB6938
Unit	uV	uV
Max Limit	200	200
Min Limit	0	0

krad	Serial #	Pre	Post	Delta
21	1	3.590	4.535	0.945
21	2	3.813	4.493	0.680
21	3	4.020	4.505	0.485
21	4	3.427	4.768	1.341
21	5	4.461	4.493	0.032
20	17	2.568	3.952	1.384
20	19	3.330	3.995	0.665
20	20	3.454	4.064	0.610
20	21	3.881	3.371	-0.510
20	23	4.117	4.629	0.512
31	6	3.743	2.807	-0.936
31	7	4.116	3.677	-0.439
31	8	3.910	3.691	-0.219
31	9	4.654	4.160	-0.494
31	10	3.993	3.345	-0.648
30	24	4.670	3.498	-1.172
30	25	3.922	5.045	1.123
30	26	4.476	2.626	-1.850
30	27	3.661	3.869	0.208
30	29	3.081	3.844	0.763
51	11	4.144	2.931	-1.213
51	12	3.634	4.920	1.286
51	13	3.687	4.286	0.599
51	15	3.716	4.839	1.123
51	16	3.067	4.425	1.358
50	30	2.763	4.382	1.619
50	32	4.753	3.387	-1.366
50	39	3.177	4.008	0.831
50	40	3.261	3.884	0.623
50	41	3.662	4.173	0.511
0	61	2.872	3.884	1.012
0	62	3.882	4.384	0.502
0	63	4.338	4.146	-0.192
0	64	5.651	4.643	-1.008
Max		5.651	5.045	1.619
Average		3.809	4.049	0.240
Min		2.568	2.626	-1.850
Std Dev		0.634	0.598	0.919



28.318_ACCURACY /vout_over		
Test Site	Dallas	
Tester	ETS-364	
Test Number	EB6938	
Max Limit	200	uV
Min Limit	0	uV

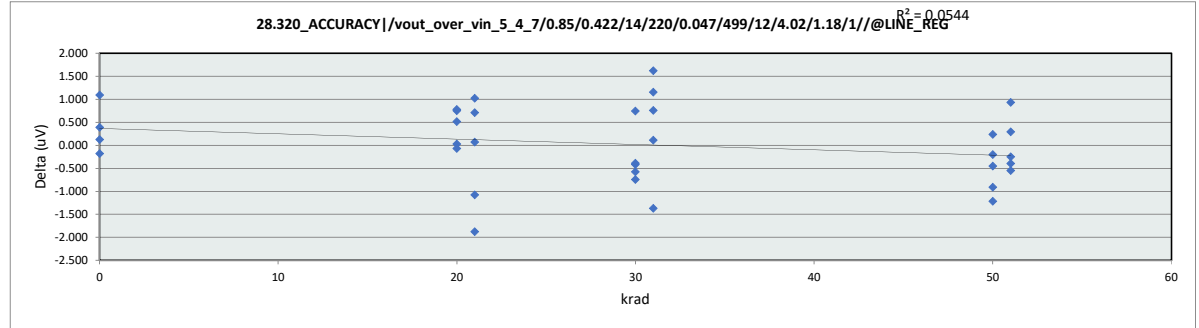
krad	0	20	21	30	31	50	51
LL	0.000	0.000	0.000	0.000	0.000	0.000	0.000
Min	3.884	3.371	4.493	2.626	2.807	3.387	2.931
Average	4.264	4.002	4.559	3.776	3.536	3.967	4.280
Max	4.643	4.629	4.768	5.045	4.160	4.382	4.920
UL	200.000	200.000	200.000	200.000	200.000	200.000	200.000



# HDR Report TPS7H1111-SEP

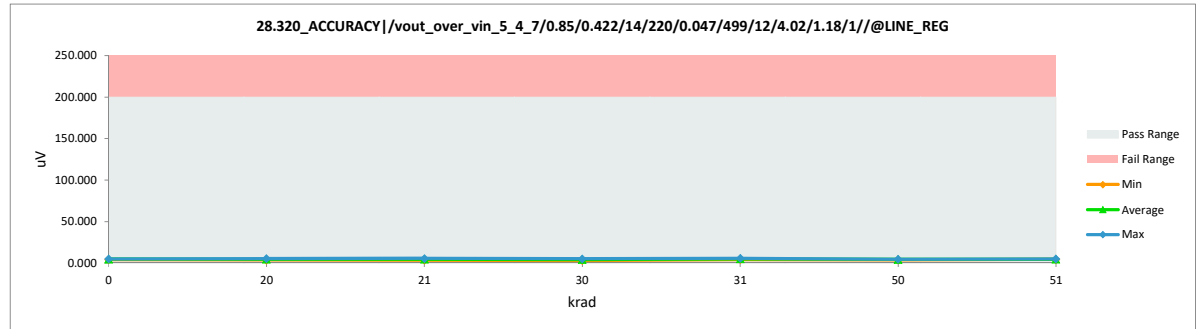
28.320_ACCURACY /vout_over		
Test Site	Dallas	Dallas
Tester	ETS-364	ETS-364
Test Number	EB6938	EB6938
Unit	uV	uV
Max Limit	200	200
Min Limit	0	0

krad	Serial #	Pre	Post	Delta
21	1	4.157	5.183	1.026
21	2	4.324	4.397	0.073
21	3	4.642	5.352	0.710
21	4	5.042	3.967	-1.075
21	5	5.138	3.261	-1.877
20	17	4.557	5.307	0.750
20	19	3.288	3.801	0.513
20	20	3.633	3.565	-0.068
20	21	3.978	4.757	0.779
20	23	4.918	4.948	0.030
31	6	5.430	4.063	-1.367
31	7	3.799	4.951	1.152
31	8	4.669	4.781	0.112
31	9	4.005	5.626	1.621
31	10	4.076	4.838	0.762
30	24	4.283	5.031	0.748
30	25	4.861	4.286	-0.575
30	26	3.399	2.986	-0.413
30	27	4.572	3.828	-0.744
30	29	4.323	3.938	-0.385
51	11	4.863	4.315	-0.548
51	12	3.923	4.215	0.292
51	13	4.461	4.215	-0.246
51	15	3.895	4.826	0.931
51	16	5.277	4.880	-0.397
50	30	4.849	4.397	-0.452
50	32	3.854	4.093	0.239
50	39	4.642	4.439	-0.203
50	40	4.655	3.744	-0.911
50	41	5.526	4.313	-1.213
0	61	4.005	4.395	0.390
0	62	3.799	4.893	1.094
0	63	4.628	4.756	0.128
0	64	4.449	4.271	-0.178
Max		5.526	5.626	1.621
Average		4.409	4.430	0.021
Min		3.288	2.986	-1.877
Std Dev		0.559	0.600	0.804



28.320_ACCURACY /vout_over		
Test Site	Dallas	
Tester	ETS-364	
Test Number	EB6938	
Max Limit	200	uV
Min Limit	0	uV

krad	0	20	21	30	31	50	51
LL	0.000	0.000	0.000	0.000	0.000	0.000	0.000
Min	4.271	3.565	3.261	2.986	4.063	3.744	4.215
Average	4.579	4.476	4.432	4.014	4.852	4.197	4.490
Max	4.893	5.307	5.352	5.031	5.626	4.439	4.880
UL	200.000	200.000	200.000	200.000	200.000	200.000	200.000

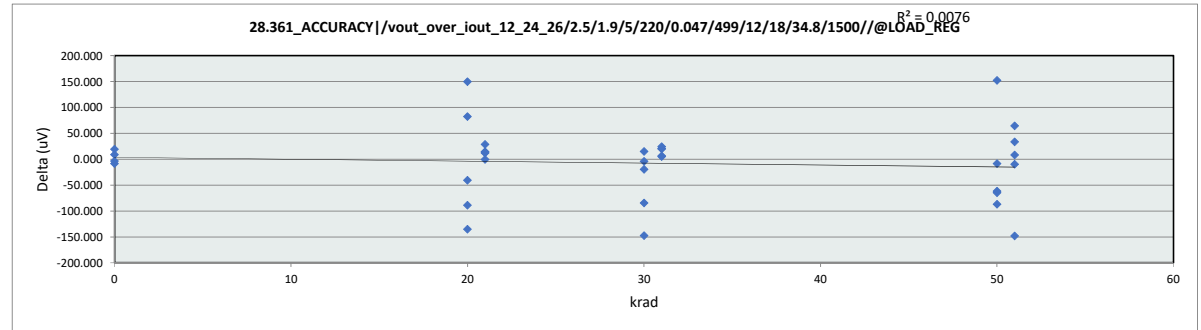


# HDR Report TPS7H1111-SEP

## 28.361\_ACCURACY|/vout\_over

Test Site	Dallas	Dallas
Tester	ETS-364	ETS-364
Test Number	EB6938	EB6938
Unit	uV	uV
Max Limit	1000	1000
Min Limit	0	0

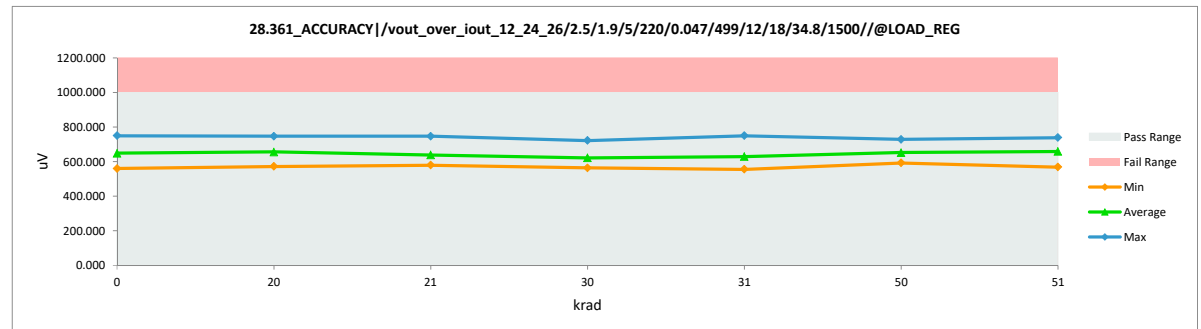
krad	Serial #	Pre	Post	Delta
21	1	588.074	587.036	-1.038
21	2	550.947	578.996	28.049
21	3	732.445	746.104	13.659
21	4	674.252	687.183	12.931
21	5	578.328	589.490	11.162
20	17	585.569	667.477	81.908
20	19	715.025	579.529	-135.496
20	20	660.908	571.743	-89.165
20	21	597.557	746.533	148.976
20	23	754.629	713.435	-41.194
31	6	550.041	556.105	6.064
31	7	729.729	749.929	20.200
31	8	667.894	687.394	19.500
31	9	562.491	586.090	23.599
31	10	560.224	564.491	4.267
30	24	648.685	563.656	-85.029
30	25	597.557	577.183	-20.374
30	26	708.456	722.759	14.303
30	27	679.453	674.709	-4.744
30	29	718.190	570.041	-148.149
51	11	735.833	725.268	-10.565
51	12	654.776	687.859	33.083
51	13	567.020	574.813	7.793
51	15	716.834	567.890	-148.944
51	16	674.702	738.624	63.922
50	30	679.922	592.142	-87.780
50	32	701.883	692.873	-9.010
50	39	576.523	728.425	151.902
50	40	704.842	642.808	-62.034
50	41	667.469	601.979	-65.490
0	61	593.032	601.514	8.482
0	62	569.051	559.739	-9.312
0	63	730.417	749.034	18.617
0	64	688.964	684.913	-4.051
Max		754.629	749.929	151.902
Average		650.639	643.170	-7.469
Min		550.041	556.105	-148.944
Std Dev		65.565	70.851	68.436



## 28.361\_ACCURACY|/vout\_over

Test Site	Dallas
Tester	ETS-364
Test Number	EB6938
Max Limit	1000 uV
Min Limit	0 uV

krad	0	20	21	30	31	50	51
LL	0.000	0.000	0.000	0.000	0.000	0.000	0.000
Min	559.739	571.743	578.996	563.656	556.105	592.142	567.890
Average	648.800	655.743	637.762	621.670	628.802	651.645	658.891
Max	749.034	746.533	746.104	722.759	749.929	728.425	738.624
UL	1000.000	1000.000	1000.000	1000.000	1000.000	1000.000	1000.000

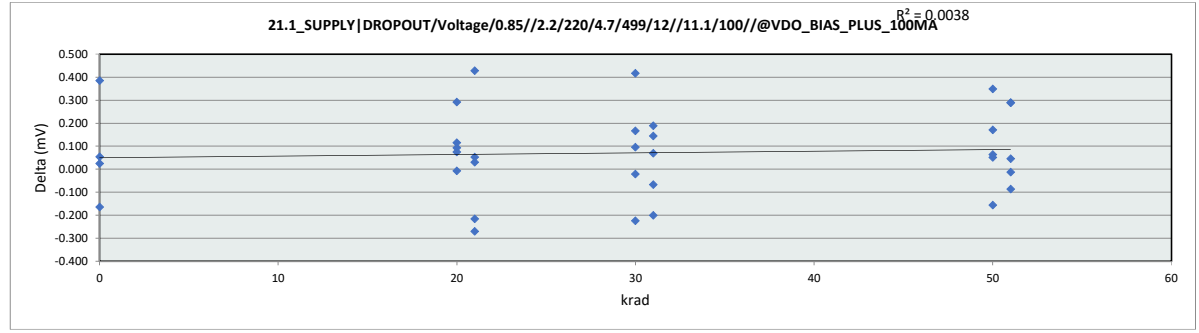


HDR Report  
TPS7H1111-SEP

21.1\_SUPPLY|DROPOUT/Voltage

Test Site	Dallas	Dallas
Tester	ETS-364	ETS-364
Test Number	EB6938	EB6938
Unit	mV	mV
Max Limit	40	40
Min Limit	-1	-1

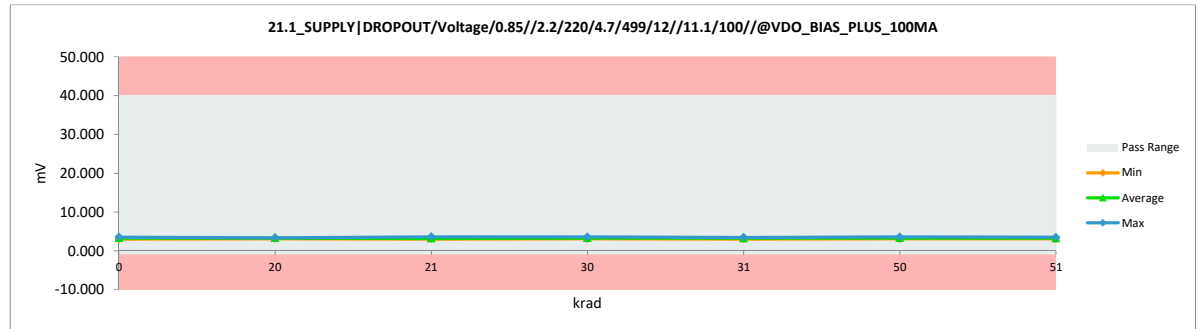
krad	Serial #	Pre	Post	Delta
21	1	3.288	3.016	-0.272
21	2	3.211	3.262	0.051
21	3	3.152	3.181	0.029
21	4	3.202	3.629	0.427
21	5	3.222	3.005	-0.217
20	17	3.270	3.384	0.114
20	19	3.115	3.107	-0.008
20	20	3.200	3.273	0.073
20	21	3.033	3.125	0.092
20	23	3.100	3.390	0.290
31	6	3.179	3.247	0.068
31	7	3.132	3.275	0.143
31	8	3.219	3.406	0.187
31	9	3.208	3.006	-0.202
31	10	3.231	3.162	-0.069
30	24	3.282	3.056	-0.226
30	25	3.142	3.307	0.165
30	26	3.114	3.208	0.094
30	27	3.132	3.547	0.415
30	29	3.123	3.101	-0.022
51	11	3.118	3.162	0.044
51	12	3.172	3.460	0.288
51	13	3.147	3.059	-0.088
51	15	3.042	3.329	0.287
51	16	3.178	3.164	-0.014
50	30	3.262	3.325	0.063
50	32	3.027	3.196	0.169
50	39	3.057	3.107	0.050
50	40	3.183	3.531	0.348
50	41	3.194	3.036	-0.158
0	61	3.176	3.011	-0.165
0	62	3.203	3.256	0.053
0	63	3.202	3.225	0.023
0	64	3.141	3.525	0.384
Max		3.288	3.629	0.427
Average		3.166	3.237	0.071
Min		3.027	3.005	-0.272
Std Dev		0.068	0.171	0.186



21.1\_SUPPLY|DROPOUT/Volta

Test Site	Dallas
Tester	ETS-364
Test Number	EB6938
Max Limit	40 mV
Min Limit	-1 mV

krad	0	20	21	30	31	50	51
LL	-1.000	-1.000	-1.000	-1.000	-1.000	-1.000	-1.000
Min	3.011	3.107	3.005	3.056	3.006	3.036	3.059
Average	3.254	3.256	3.219	3.244	3.219	3.239	3.235
Max	3.525	3.390	3.629	3.547	3.406	3.531	3.460
UL	40.000	40.000	40.000	40.000	40.000	40.000	40.000

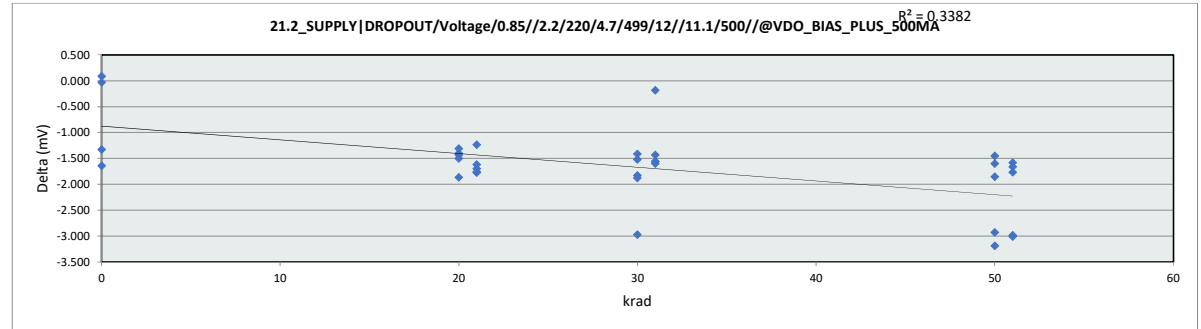


HDR Report  
TPS7H1111-SEP

**21.2\_SUPPLY|DROPOUT/Voltage**

Test Site	Dallas	Dallas
Tester	ETS-364	ETS-364
Test Number	EB6938	EB6938
Unit	mV	mV
Max Limit	150	150
Min Limit	-1	-1

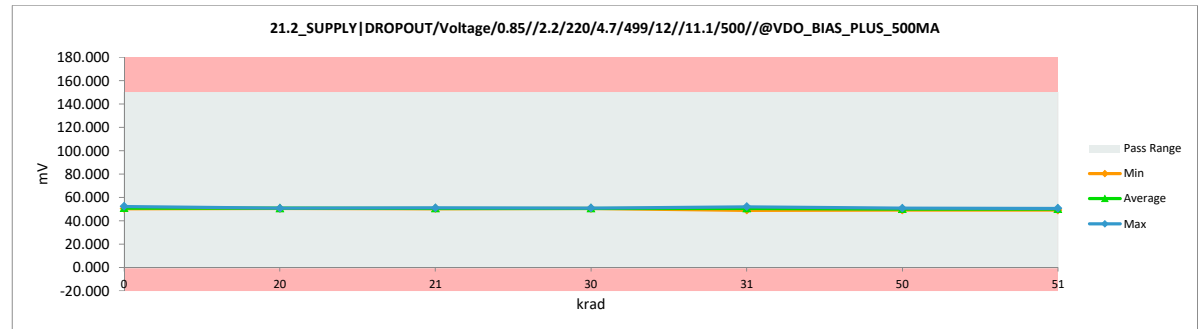
krad	Serial #	Pre	Post	Delta
21	1	52.112	50.335	-1.777
21	2	52.145	50.520	-1.625
21	3	52.060	50.358	-1.702
21	4	52.086	50.842	-1.244
21	5	51.978	50.211	-1.767
20	17	52.048	50.642	-1.406
20	19	52.136	50.267	-1.869
20	20	52.130	50.623	-1.507
20	21	51.969	50.529	-1.440
20	23	51.963	50.648	-1.315
31	6	52.090	50.529	-1.561
31	7	50.412	48.844	-1.568
31	8	52.013	50.573	-1.440
31	9	51.986	51.797	-0.189
31	10	52.187	50.579	-1.608
30	24	52.144	50.262	-1.882
30	25	51.988	50.566	-1.422
30	26	52.067	50.544	-1.523
30	27	53.759	50.782	-2.977
30	29	52.121	50.285	-1.836
51	11	52.117	50.452	-1.665
51	12	52.057	49.065	-2.992
51	13	52.016	50.242	-1.774
51	15	51.973	48.958	-3.015
51	16	52.085	50.500	-1.585
50	30	52.191	48.999	-3.192
50	32	52.049	50.441	-1.608
50	39	52.036	50.579	-1.457
50	40	52.092	49.159	-2.933
50	41	52.101	50.242	-1.859
0	61	52.000	50.353	-1.647
0	62	52.160	52.121	-0.039
0	63	50.391	50.470	0.079
0	64	52.048	50.715	-1.333
Max		53.759	52.121	0.079
Average		52.021	50.354	-1.667
Min		50.391	48.844	-3.192
Std Dev		0.507	0.687	0.740



**21.2\_SUPPLY|DROPOUT/Volta**

Test Site	Dallas
Tester	ETS-364
Test Number	EB6938
Max Limit	150 mV
Min Limit	-1 mV

krad	0	20	21	30	31	50	51
LL	-1.000	-1.000	-1.000	-1.000	-1.000	-1.000	-1.000
Min	50.353	50.267	50.211	50.262	48.844	48.999	48.958
Average	50.915	50.542	50.453	50.488	50.464	49.884	49.843
Max	52.121	50.648	50.842	50.782	51.797	50.579	50.500
UL	150.000	150.000	150.000	150.000	150.000	150.000	150.000

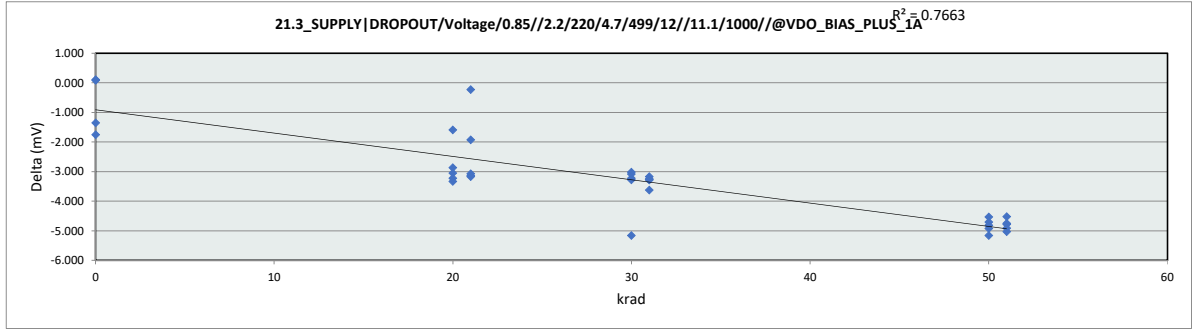




HDR Report  
TPS7H1111-SEP

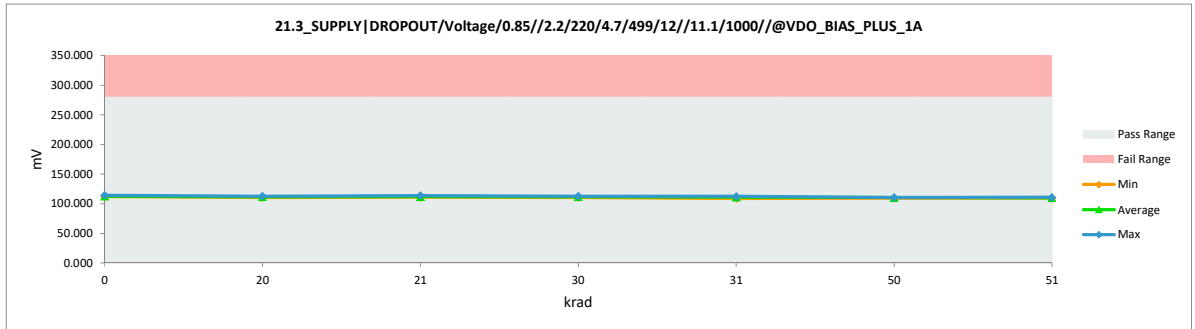
21.3_SUPPLY DROPOUT/Voltage		
Test Site	Dallas	Dallas
Tester	ETS-364	ETS-364
Test Number	EB6938	EB6938
Unit	mV	mV
Max Limit	280	280
Min Limit	0.1	0.1

krad	Serial #	Pre	Post	Delta
21	1	114.052	112.122	-1.930
21	2	113.951	110.816	-3.135
21	3	113.908	110.739	-3.169
21	4	114.120	111.045	-3.075
21	5	114.008	113.786	-0.222
20	17	113.920	110.869	-3.051
20	19	113.849	110.514	-3.335
20	20	115.702	112.480	-3.222
20	21	113.954	112.359	-1.595
20	23	113.834	110.965	-2.869
31	6	115.616	112.341	-3.275
31	7	112.282	109.112	-3.170
31	8	114.091	110.845	-3.246
31	9	115.667	112.044	-3.623
31	10	114.016	110.739	-3.277
30	24	115.716	110.555	-5.161
30	25	114.063	110.839	-3.224
30	26	113.802	110.789	-3.013
30	27	115.725	112.639	-3.086
30	29	115.485	112.207	-3.278
51	11	115.571	110.788	-4.783
51	12	114.067	109.314	-4.753
51	13	115.629	110.603	-5.026
51	15	113.730	109.208	-4.522
51	16	115.589	110.677	-4.912
50	30	114.111	109.295	-4.816
50	32	115.458	110.754	-4.704
50	39	115.607	110.688	-4.919
50	40	113.871	109.340	-4.531
50	41	115.696	110.534	-5.162
0	61	113.939	112.184	-1.755
0	62	114.011	114.092	0.081
0	63	112.239	112.346	0.107
0	64	114.036	112.684	-1.352
Max		115.725	114.092	0.107
Average		114.450	111.186	-3.265
Min		112.239	109.112	-5.162
Std Dev		0.970	1.246	1.464



21.3_SUPPLY DROPOUT/Volta		
Test Site	Dallas	
Tester	ETS-364	
Test Number	EB6938	
Max Limit	280	mV
Min Limit	0.1	mV

krad	0	20	21	30	31	50	51
LL	0.100	0.100	0.100	0.100	0.100	0.100	0.100
Min	112.184	110.514	110.739	110.555	109.112	109.295	109.208
Average	112.827	111.437	111.702	111.406	111.016	110.122	110.118
Max	114.092	112.480	113.786	112.639	112.341	110.754	110.788
UL	280.000	280.000	280.000	280.000	280.000	280.000	280.000

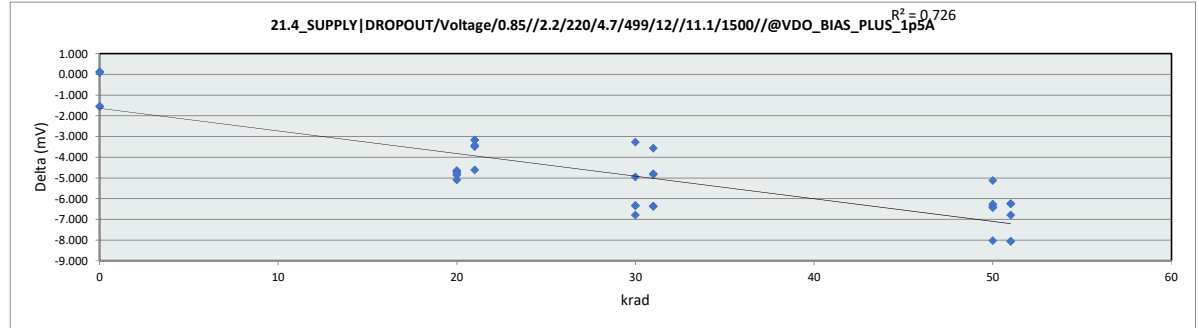


HDR Report  
TPS7H1111-SEP

**21.4\_SUPPLY|DROPOUT/Voltage**

Test Site	Dallas	Dallas
Tester	ETS-364	ETS-364
Test Number	EB6938	EB6938
Unit	mV	mV
Max Limit	430	430
Min Limit	0.1	0.1

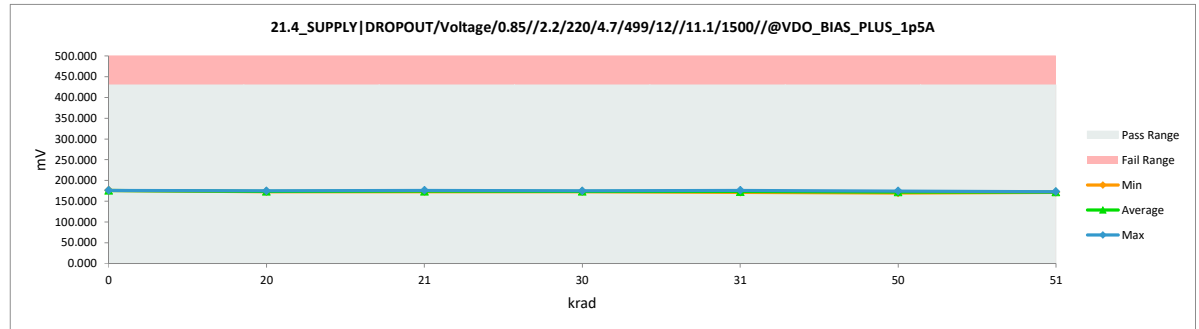
krad	Serial #	Pre	Post	Delta
21	1	177.529	174.089	-3.440
21	2	175.961	172.787	-3.174
21	3	175.824	172.638	-3.186
21	4	177.669	173.037	-4.632
21	5	179.159	175.663	-3.496
20	17	177.466	172.815	-4.651
20	19	177.551	172.437	-5.114
20	20	179.229	174.360	-4.869
20	21	179.105	174.326	-4.779
20	23	177.514	172.821	-4.693
31	6	180.839	174.470	-6.369
31	7	175.894	171.056	-4.838
31	8	177.550	171.162	-6.388
31	9	179.258	175.687	-3.571
31	10	177.587	172.778	-4.809
30	24	179.288	172.477	-6.811
30	25	179.146	172.810	-6.336
30	26	175.899	172.620	-3.279
30	27	180.926	174.563	-6.363
30	29	179.097	174.130	-4.967
51	11	180.699	172.619	-8.080
51	12	177.504	171.238	-6.266
51	13	179.151	172.344	-6.807
51	15	177.433	171.179	-6.254
51	16	180.700	172.621	-8.079
50	30	177.525	169.477	-8.048
50	32	179.025	172.630	-6.395
50	39	179.132	172.678	-6.454
50	40	175.855	169.567	-6.288
50	41	179.223	174.087	-5.136
0	61	175.788	175.850	0.062
0	62	177.582	176.017	-1.565
0	63	175.919	176.034	0.115
0	64	177.540	175.988	-1.552
	Max	180.926	176.034	0.115
	Average	178.105	173.208	-4.897
	Min	175.788	169.477	-8.080
	Std Dev	1.557	1.740	2.082



**21.4\_SUPPLY|DROPOUT/Volta**

Test Site	Dallas
Tester	ETS-364
Test Number	EB6938
Max Limit	430 mV
Min Limit	0.1 mV

krad	0	20	21	30	31	50	51
LL	0.100	0.100	0.100	0.100	0.100	0.100	0.100
Min	175.850	172.437	172.638	172.477	171.056	169.477	171.179
Average	175.972	173.352	173.643	173.320	173.031	171.688	172.000
Max	176.034	174.360	175.663	174.563	175.687	174.087	172.621
UL	430.000	430.000	430.000	430.000	430.000	430.000	430.000

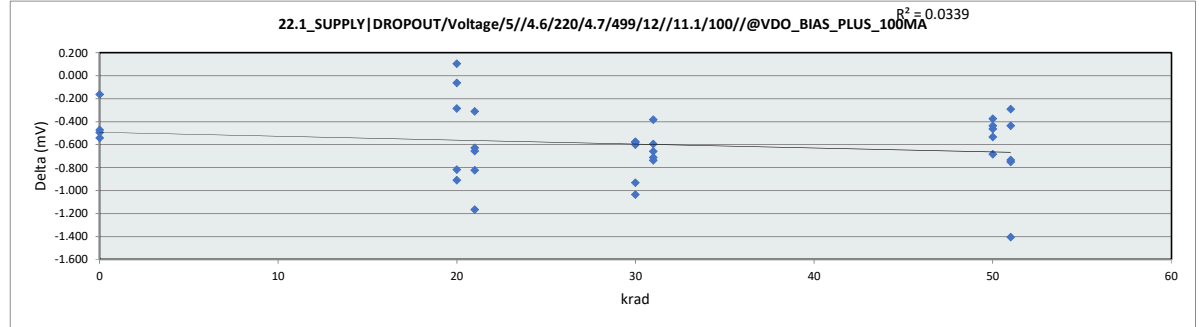


HDR Report  
TPS7H1111-SEP

22.1\_SUPPLY|DROPOUT/Voltage

Test Site	Dallas	Dallas
Tester	ETS-364	ETS-364
Test Number	EB6938	EB6938
Unit	mV	mV
Max Limit	40	40
Min Limit	-1	-1

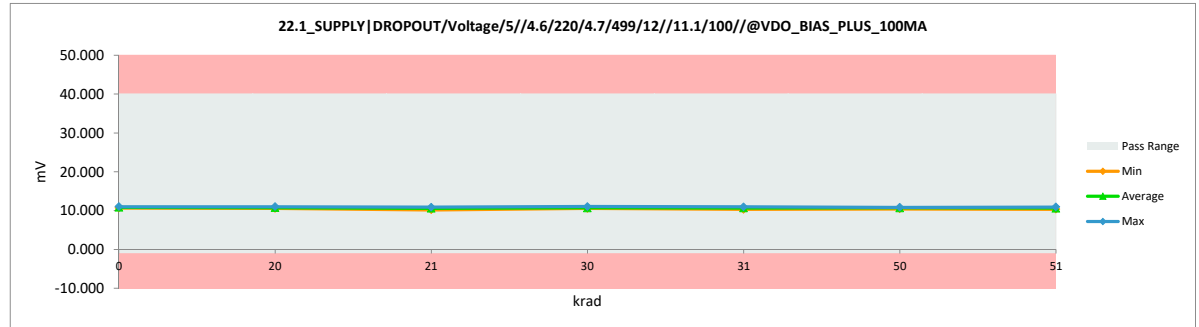
krad	Serial #	Pre	Post	Delta
21	1	11.135	10.823	-0.312
21	2	11.214	10.582	-0.632
21	3	10.802	10.144	-0.658
21	4	11.823	10.656	-1.167
21	5	11.654	10.829	-0.825
20	17	10.894	10.996	0.102
20	19	10.735	10.670	-0.065
20	20	11.568	10.749	-0.819
20	21	11.434	10.523	-0.911
20	23	10.943	10.654	-0.289
31	6	11.180	10.467	-0.713
31	7	10.915	10.253	-0.662
31	8	11.537	10.940	-0.597
31	9	11.566	10.826	-0.740
31	10	11.015	10.630	-0.385
30	24	11.741	10.704	-1.037
30	25	11.569	10.636	-0.933
30	26	11.081	10.501	-0.580
30	27	11.589	10.987	-0.602
30	29	11.138	10.559	-0.579
51	11	10.918	10.480	-0.438
51	12	11.644	10.892	-0.752
51	13	11.434	10.698	-0.736
51	15	10.959	10.664	-0.295
51	16	11.720	10.312	-1.408
50	30	11.430	10.743	-0.687
50	32	11.053	10.587	-0.466
50	39	10.835	10.397	-0.438
50	40	11.270	10.733	-0.537
50	41	11.182	10.805	-0.377
0	61	11.110	10.614	-0.496
0	62	11.168	10.693	-0.475
0	63	11.019	10.853	-0.166
0	64	11.518	10.974	-0.544
Max		11.823	10.996	0.102
Average		11.259	10.664	-0.595
Min		10.735	10.144	-1.408
Std Dev		0.311	0.204	0.302



22.1\_SUPPLY|DROPOUT/Volta

Test Site	Dallas
Tester	ETS-364
Test Number	EB6938
Max Limit	40 mV
Min Limit	-1 mV

krad	0	20	21	30	31	50	51
LL	-1.000	-1.000	-1.000	-1.000	-1.000	-1.000	-1.000
Min	10.614	10.523	10.144	10.501	10.253	10.397	10.312
Average	10.784	10.718	10.607	10.677	10.623	10.653	10.609
Max	10.974	10.996	10.829	10.987	10.940	10.805	10.892
UL	40.000	40.000	40.000	40.000	40.000	40.000	40.000

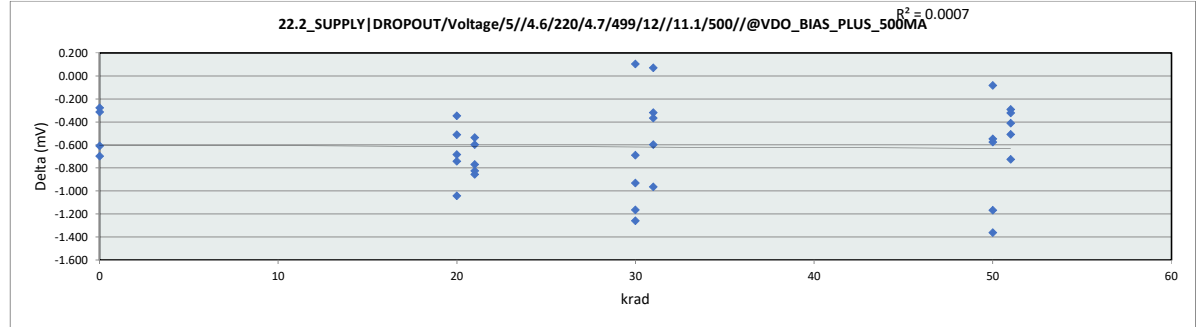


HDR Report  
TPS7H1111-SEP

**22.2\_SUPPLY|DROPOUT/Voltage**

Test Site	Dallas	Dallas
Tester	ETS-364	ETS-364
Test Number	EB6938	EB6938
Unit	mV	mV
Max Limit	150	150
Min Limit	-1	-1

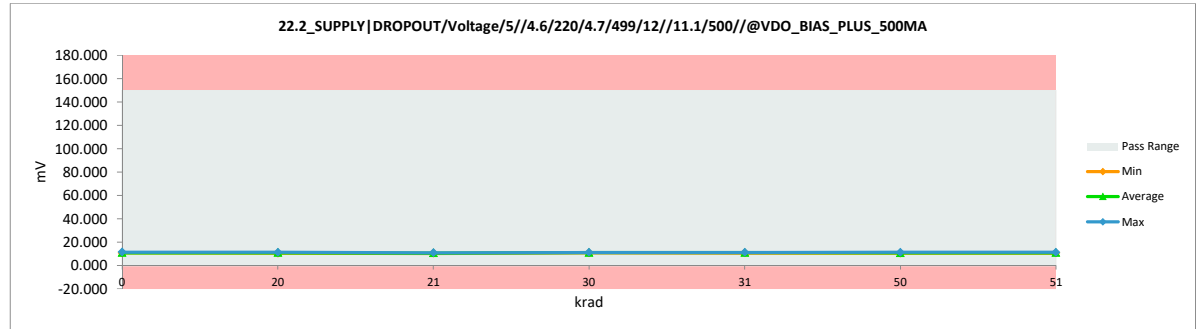
krad	Serial #	Pre	Post	Delta
21	1	11.361	10.823	-0.538
21	2	11.214	10.356	-0.858
21	3	10.915	10.143	-0.772
21	4	11.597	10.769	-0.828
21	5	11.428	10.829	-0.599
20	17	11.459	11.109	-0.350
20	19	11.414	10.670	-0.744
20	20	11.794	10.749	-1.045
20	21	10.982	10.296	-0.686
20	23	11.282	10.767	-0.515
31	6	11.294	10.693	-0.601
31	7	10.802	10.479	-0.323
31	8	11.310	10.940	-0.370
31	9	11.792	10.826	-0.966
31	10	10.901	10.969	0.068
30	24	11.967	10.704	-1.263
30	25	11.682	10.749	-0.933
30	26	11.307	10.614	-0.693
30	27	12.155	10.987	-1.168
30	29	10.912	11.012	0.100
51	11	10.805	10.479	-0.326
51	12	11.531	11.118	-0.413
51	13	11.321	10.811	-0.510
51	15	10.959	10.664	-0.295
51	16	11.267	10.538	-0.729
50	30	11.656	10.290	-1.366
50	32	11.166	10.587	-0.579
50	39	11.061	10.511	-0.550
50	40	11.157	11.072	-0.085
50	41	11.634	10.465	-1.169
0	61	11.450	10.840	-0.610
0	62	11.507	10.806	-0.701
0	63	10.906	10.627	-0.279
0	64	11.631	11.314	-0.317
Max		12.155	11.314	0.100
Average		11.342	10.724	-0.618
Min		10.802	10.143	-1.366
Std Dev		0.339	0.261	0.353



**22.2\_SUPPLY|DROPOUT/Volta**

Test Site	Dallas
Tester	ETS-364
Test Number	EB6938
Max Limit	150 mV
Min Limit	-1 mV

krad	0	20	21	30	31	50	51
LL	-1.000	-1.000	-1.000	-1.000	-1.000	-1.000	-1.000
Min	10.627	10.296	10.143	10.614	10.479	10.290	10.479
Average	10.897	10.718	10.584	10.813	10.781	10.585	10.722
Max	11.314	11.109	10.829	11.012	10.969	11.072	11.118
UL	150.000	150.000	150.000	150.000	150.000	150.000	150.000

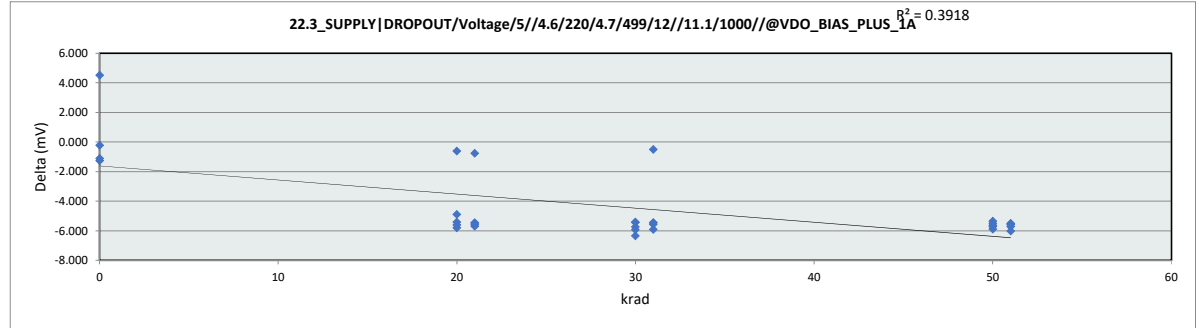


HDR Report  
TPS7H1111-SEP

22.3\_SUPPLY|DROPOUT/Voltage

Test Site	Dallas	Dallas
Tester	ETS-364	ETS-364
Test Number	EB6938	EB6938
Unit	mV	mV
Max Limit	280	280
Min Limit	0.1	0.1

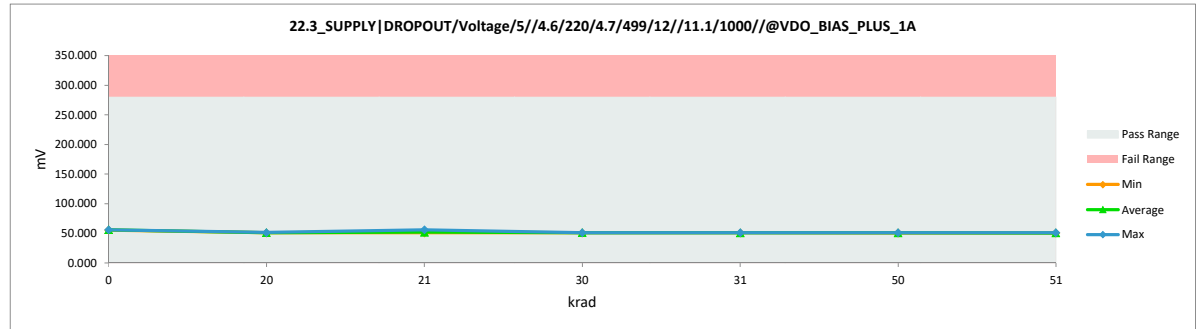
krad	Serial #	Pre	Post	Delta
21	1	56.592	51.129	-5.463
21	2	56.239	50.758	-5.481
21	3	56.275	50.685	-5.590
21	4	56.522	50.830	-5.692
21	5	56.546	55.777	-0.769
20	17	56.464	51.057	-5.407
20	19	56.208	51.315	-4.893
20	20	56.831	51.038	-5.793
20	21	56.439	50.838	-5.601
20	23	51.552	50.940	-0.612
31	6	56.770	50.869	-5.901
31	7	51.298	50.795	-0.503
31	8	56.348	50.888	-5.460
31	9	56.344	50.793	-5.551
31	10	56.378	50.919	-5.459
30	24	57.231	50.897	-6.334
30	25	56.348	50.925	-5.423
30	26	56.441	50.703	-5.738
30	27	56.966	51.047	-5.919
30	29	56.385	50.979	-5.406
51	11	56.391	50.682	-5.709
51	12	56.568	51.066	-5.502
51	13	56.439	50.890	-5.549
51	15	56.545	50.953	-5.592
51	16	56.531	50.514	-6.017
50	30	56.694	50.805	-5.889
50	32	56.413	50.789	-5.624
50	39	56.312	50.599	-5.713
50	40	56.517	51.019	-5.498
50	41	56.446	51.111	-5.335
0	61	56.341	56.128	-0.213
0	62	56.871	55.622	-1.249
0	63	51.289	55.811	4.522
0	64	57.008	55.901	-1.107
Max		57.231	56.128	4.522
Average		56.075	51.620	-4.455
Min		51.289	50.514	-6.334
Std Dev		1.501	1.790	2.475



22.3\_SUPPLY|DROPOUT/Volta

Test Site	Dallas
Tester	ETS-364
Test Number	EB6938
Max Limit	280 mV
Min Limit	0.1 mV

krad	0	20	21	30	31	50	51
LL	0.100	0.100	0.100	0.100	0.100	0.100	0.100
Min	55.622	50.838	50.685	50.703	50.793	50.599	50.514
Average	55.866	51.038	51.836	50.910	50.853	50.865	50.821
Max	56.128	51.315	55.777	51.047	50.919	51.111	51.066
UL	280.000	280.000	280.000	280.000	280.000	280.000	280.000

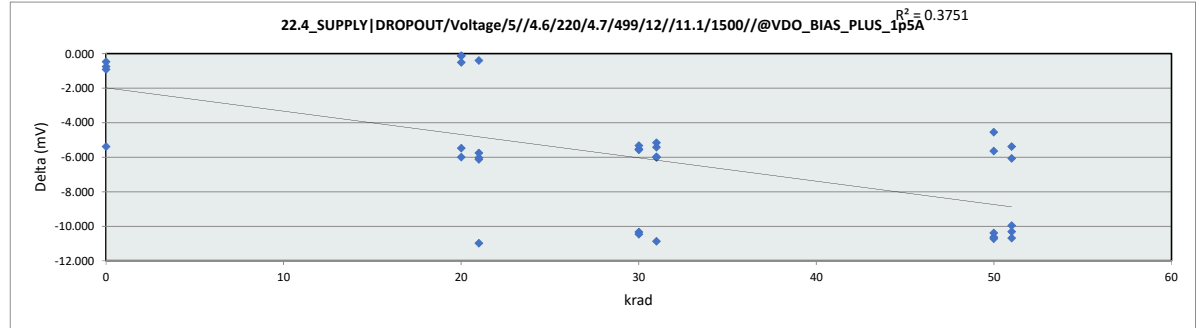


HDR Report  
TPS7H1111-SEP

22.4\_SUPPLY|DROPOUT|Voltage

Test Site	Dallas	Dallas
Tester	ETS-364	ETS-364
Test Number	EB6938	EB6938
Unit	mV	mV
Max Limit	430	430
Min Limit	0.1	0.1

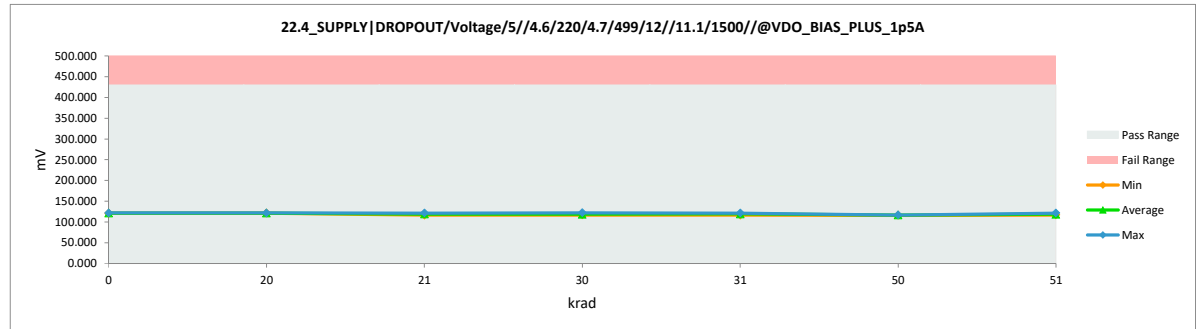
krad	Serial #	Pre	Post	Delta
21	1	126.813	120.759	-6.054
21	2	121.966	115.831	-6.135
21	3	120.978	120.557	-0.421
21	4	126.907	115.900	-11.007
21	5	126.653	120.878	-5.775
20	17	121.596	121.445	-0.151
20	19	121.590	121.058	-0.532
20	20	127.104	121.091	-6.013
20	21	126.433	120.937	-5.496
20	23	121.345	121.216	-0.129
31	6	126.796	120.809	-5.987
31	7	120.978	115.797	-5.181
31	8	126.959	116.071	-10.888
31	9	126.904	120.875	-6.029
31	10	126.517	121.085	-5.432
30	24	126.598	116.111	-10.487
30	25	126.568	116.225	-10.343
30	26	121.822	116.272	-5.550
30	27	127.125	121.549	-5.576
30	29	126.291	120.948	-5.343
51	11	126.297	120.893	-5.404
51	12	127.066	116.362	-10.704
51	13	126.546	116.218	-10.328
51	15	126.111	116.139	-9.972
51	16	127.142	121.065	-6.077
50	30	122.100	116.445	-5.655
50	32	126.432	115.791	-10.641
50	39	126.564	116.168	-10.396
50	40	120.993	116.429	-4.564
50	41	126.831	116.098	-10.733
0	61	121.586	120.663	-0.923
0	62	121.806	121.035	-0.771
0	63	121.534	121.041	-0.493
0	64	126.715	121.310	-5.405
	Max	127.142	121.549	-0.129
	Average	124.873	118.855	-6.017
	Min	120.978	115.791	-11.007
	Std Dev	2.530	2.474	3.593



22.4\_SUPPLY|DROPOUT|Volta

Test Site	Dallas
Tester	ETS-364
Test Number	EB6938
Max Limit	430 mV
Min Limit	0.1 mV

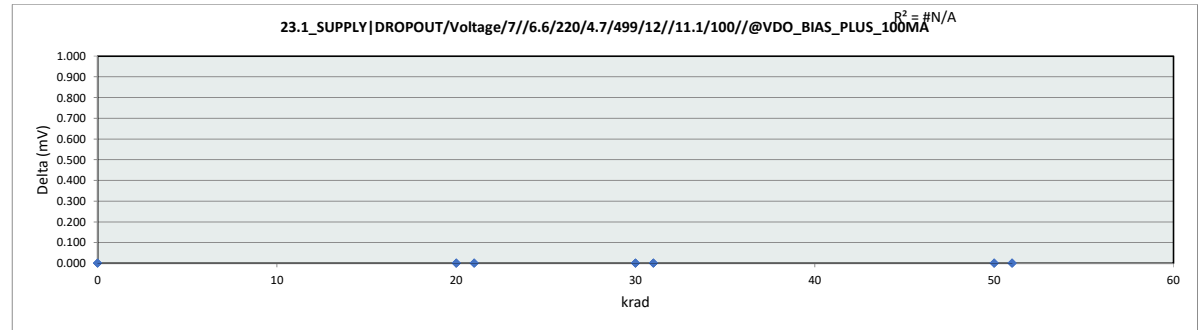
krad	0	20	21	30	31	50	51
LL	0.100	0.100	0.100	0.100	0.100	0.100	0.100
Min	120.663	120.937	115.831	116.111	115.797	115.791	116.139
Average	121.012	121.149	118.785	118.221	118.927	116.186	118.135
Max	121.310	121.445	120.878	121.549	121.085	116.445	121.065
UL	430.000	430.000	430.000	430.000	430.000	430.000	430.000



HDR Report  
TPS7H1111-SEP

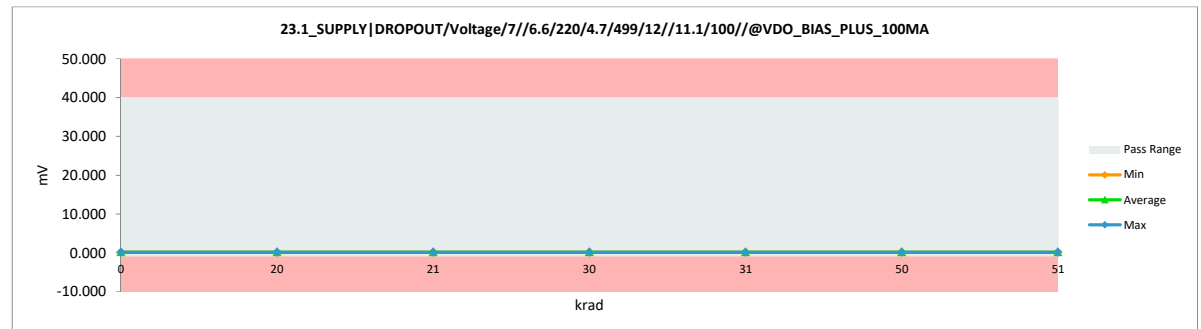
23.1_SUPPLY DROPOUT/Voltage		
Test Site	Dallas	Dallas
Tester	ETS-364	ETS-364
Test Number	EB6938	EB6938
Unit	mV	mV
Max Limit	40	40
Min Limit	-1	-1

krad	Serial #	Pre	Post	Delta
21	1	0.110	0.110	0.000
21	2	0.110	0.110	0.000
21	3	0.110	0.110	0.000
21	4	0.110	0.110	0.000
21	5	0.110	0.110	0.000
20	17	0.110	0.110	0.000
20	19	0.110	0.110	0.000
20	20	0.110	0.110	0.000
20	21	0.110	0.110	0.000
20	23	0.110	0.110	0.000
31	6	0.110	0.110	0.000
31	7	0.110	0.110	0.000
31	8	0.110	0.110	0.000
31	9	0.110	0.110	0.000
31	10	0.110	0.110	0.000
30	24	0.110	0.110	0.000
30	25	0.110	0.110	0.000
30	26	0.110	0.110	0.000
30	27	0.110	0.110	0.000
30	29	0.110	0.110	0.000
51	11	0.110	0.110	0.000
51	12	0.110	0.110	0.000
51	13	0.110	0.110	0.000
51	15	0.110	0.110	0.000
51	16	0.110	0.110	0.000
50	30	0.110	0.110	0.000
50	32	0.110	0.110	0.000
50	39	0.110	0.110	0.000
50	40	0.110	0.110	0.000
50	41	0.110	0.110	0.000
0	61	0.110	0.110	0.000
0	62	0.110	0.110	0.000
0	63	0.110	0.110	0.000
0	64	0.110	0.110	0.000
Max		0.110	0.110	0.000
Average		0.110	0.110	0.000
Min		0.110	0.110	0.000
Std Dev		0.000	0.000	0.000



23.1_SUPPLY DROPOUT/Volta		
Test Site	Dallas	
Tester	ETS-364	
Test Number	EB6938	
Max Limit	40	mV
Min Limit	-1	mV

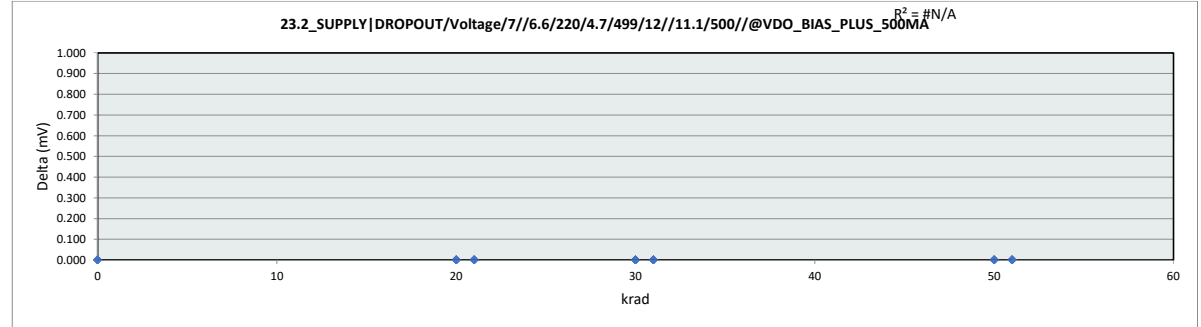
	0	20	21	30	31	50	51
LL	-1.000	-1.000	-1.000	-1.000	-1.000	-1.000	-1.000
Min	0.110	0.110	0.110	0.110	0.110	0.110	0.110
Average	0.110	0.110	0.110	0.110	0.110	0.110	0.110
Max	0.110	0.110	0.110	0.110	0.110	0.110	0.110
UL	40.000	40.000	40.000	40.000	40.000	40.000	40.000



HDR Report  
TPS7H1111-SEP

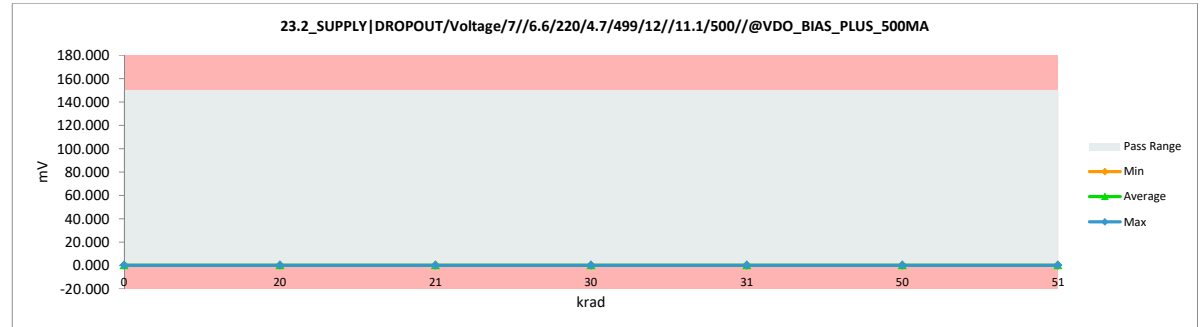
23.2_SUPPLY DROPOUT/Voltage		
Test Site	Dallas	Dallas
Tester	ETS-364	ETS-364
Test Number	EB6938	EB6938
Unit	mV	mV
Max Limit	150	150
Min Limit	-1	-1

krad	Serial #	Pre	Post	Delta
21	1	0.110	0.110	0.000
21	2	0.110	0.110	0.000
21	3	0.110	0.110	0.000
21	4	0.110	0.110	0.000
21	5	0.110	0.110	0.000
20	17	0.110	0.110	0.000
20	19	0.110	0.110	0.000
20	20	0.110	0.110	0.000
20	21	0.110	0.110	0.000
20	23	0.110	0.110	0.000
31	6	0.110	0.110	0.000
31	7	0.110	0.110	0.000
31	8	0.110	0.110	0.000
31	9	0.110	0.110	0.000
31	10	0.110	0.110	0.000
30	24	0.110	0.110	0.000
30	25	0.110	0.110	0.000
30	26	0.110	0.110	0.000
30	27	0.110	0.110	0.000
30	29	0.110	0.110	0.000
51	11	0.110	0.110	0.000
51	12	0.110	0.110	0.000
51	13	0.110	0.110	0.000
51	15	0.110	0.110	0.000
51	16	0.110	0.110	0.000
50	30	0.110	0.110	0.000
50	32	0.110	0.110	0.000
50	39	0.110	0.110	0.000
50	40	0.110	0.110	0.000
50	41	0.110	0.110	0.000
0	61	0.110	0.110	0.000
0	62	0.110	0.110	0.000
0	63	0.110	0.110	0.000
0	64	0.110	0.110	0.000
Max		0.110	0.110	0.000
Average		0.110	0.110	0.000
Min		0.110	0.110	0.000
Std Dev		0.000	0.000	0.000



23.2_SUPPLY DROPOUT/Volta		
Test Site	Dallas	
Tester	ETS-364	
Test Number	EB6938	
Max Limit	150	mV
Min Limit	-1	mV

	0	20	21	30	31	50	51
LL	-1.000	-1.000	-1.000	-1.000	-1.000	-1.000	-1.000
Min	0.110	0.110	0.110	0.110	0.110	0.110	0.110
Average	0.110	0.110	0.110	0.110	0.110	0.110	0.110
Max	0.110	0.110	0.110	0.110	0.110	0.110	0.110
UL	150.000	150.000	150.000	150.000	150.000	150.000	150.000

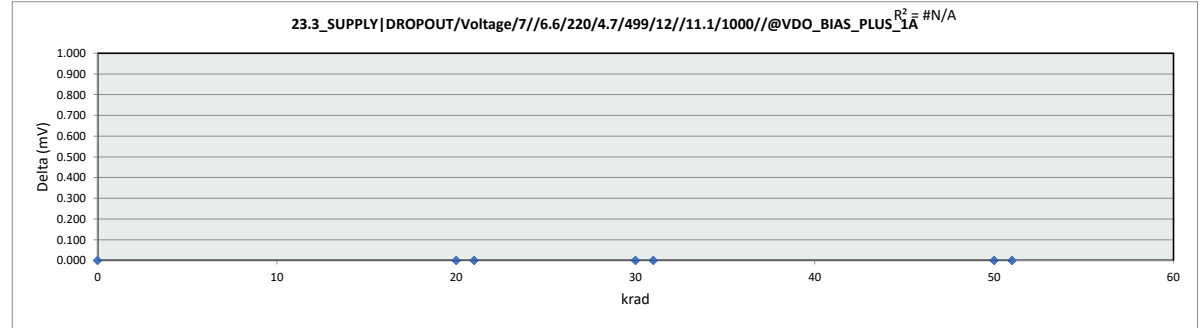




HDR Report  
TPS7H1111-SEP

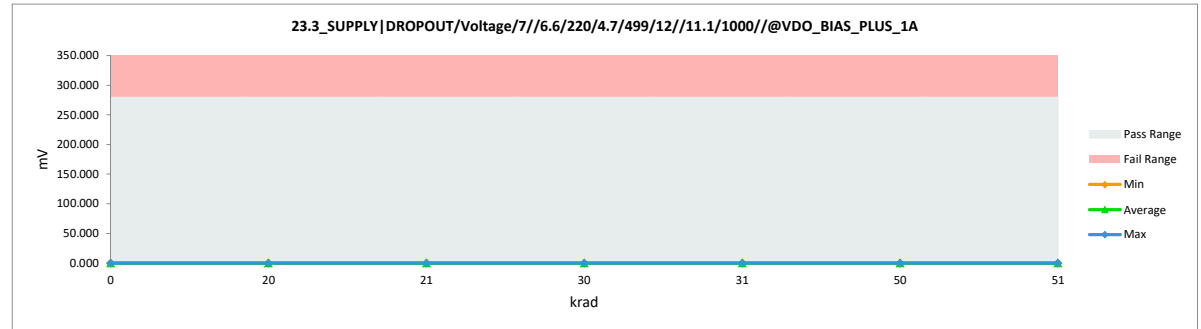
23.3_SUPPLY DROPOUT/Voltage		
Test Site	Dallas	Dallas
Tester	ETS-364	ETS-364
Test Number	EB6938	EB6938
Unit	mV	mV
Max Limit	280	280
Min Limit	0.1	0.1

krad	Serial #	Pre	Post	Delta
21	1	0.110	0.110	0.000
21	2	0.110	0.110	0.000
21	3	0.110	0.110	0.000
21	4	0.110	0.110	0.000
21	5	0.110	0.110	0.000
20	17	0.110	0.110	0.000
20	19	0.110	0.110	0.000
20	20	0.110	0.110	0.000
20	21	0.110	0.110	0.000
20	23	0.110	0.110	0.000
31	6	0.110	0.110	0.000
31	7	0.110	0.110	0.000
31	8	0.110	0.110	0.000
31	9	0.110	0.110	0.000
31	10	0.110	0.110	0.000
30	24	0.110	0.110	0.000
30	25	0.110	0.110	0.000
30	26	0.110	0.110	0.000
30	27	0.110	0.110	0.000
30	29	0.110	0.110	0.000
51	11	0.110	0.110	0.000
51	12	0.110	0.110	0.000
51	13	0.110	0.110	0.000
51	15	0.110	0.110	0.000
51	16	0.110	0.110	0.000
50	30	0.110	0.110	0.000
50	32	0.110	0.110	0.000
50	39	0.110	0.110	0.000
50	40	0.110	0.110	0.000
50	41	0.110	0.110	0.000
0	61	0.110	0.110	0.000
0	62	0.110	0.110	0.000
0	63	0.110	0.110	0.000
0	64	0.110	0.110	0.000
Max		0.110	0.110	0.000
Average		0.110	0.110	0.000
Min		0.110	0.110	0.000
Std Dev		0.000	0.000	0.000



23.3_SUPPLY DROPOUT/Volta		
Test Site	Dallas	
Tester	ETS-364	
Test Number	EB6938	
Max Limit	280	mV
Min Limit	0.1	mV

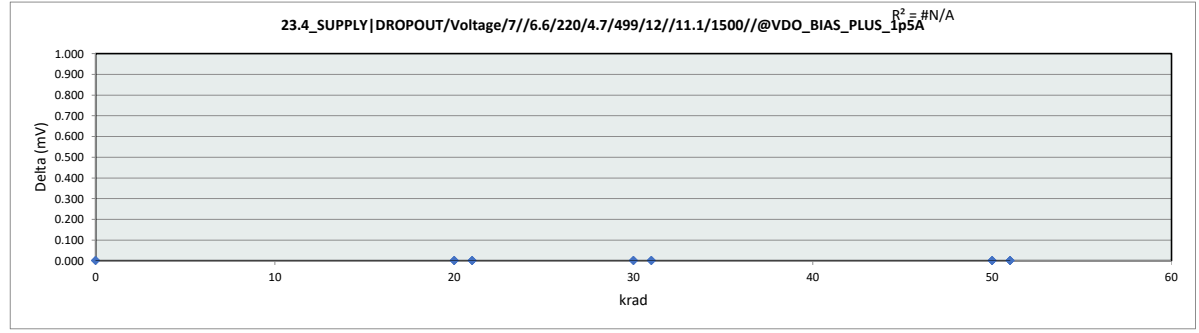
krad	0	20	21	30	31	50	51
LL	0.100	0.100	0.100	0.100	0.100	0.100	0.100
Min	0.110	0.110	0.110	0.110	0.110	0.110	0.110
Average	0.110	0.110	0.110	0.110	0.110	0.110	0.110
Max	0.110	0.110	0.110	0.110	0.110	0.110	0.110
UL	280.000	280.000	280.000	280.000	280.000	280.000	280.000



HDR Report  
TPS7H1111-SEP

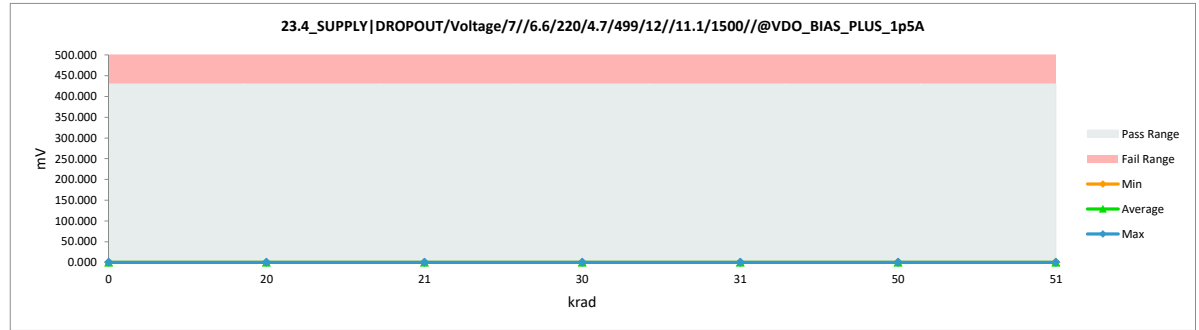
23.4_SUPPLY DROPOUT/Voltage		
Test Site	Dallas	Dallas
Tester	ETS-364	ETS-364
Test Number	EB6938	EB6938
Unit	mV	mV
Max Limit	430	430
Min Limit	0.1	0.1

krad	Serial #	Pre	Post	Delta
21	1	0.110	0.110	0.000
21	2	0.110	0.110	0.000
21	3	0.110	0.110	0.000
21	4	0.110	0.110	0.000
21	5	0.110	0.110	0.000
20	17	0.110	0.110	0.000
20	19	0.110	0.110	0.000
20	20	0.110	0.110	0.000
20	21	0.110	0.110	0.000
20	23	0.110	0.110	0.000
31	6	0.110	0.110	0.000
31	7	0.110	0.110	0.000
31	8	0.110	0.110	0.000
31	9	0.110	0.110	0.000
31	10	0.110	0.110	0.000
30	24	0.110	0.110	0.000
30	25	0.110	0.110	0.000
30	26	0.110	0.110	0.000
30	27	0.110	0.110	0.000
30	29	0.110	0.110	0.000
51	11	0.110	0.110	0.000
51	12	0.110	0.110	0.000
51	13	0.110	0.110	0.000
51	15	0.110	0.110	0.000
51	16	0.110	0.110	0.000
50	30	0.110	0.110	0.000
50	32	0.110	0.110	0.000
50	39	0.110	0.110	0.000
50	40	0.110	0.110	0.000
50	41	0.110	0.110	0.000
0	61	0.110	0.110	0.000
0	62	0.110	0.110	0.000
0	63	0.110	0.110	0.000
0	64	0.110	0.110	0.000
Max		0.110	0.110	0.000
Average		0.110	0.110	0.000
Min		0.110	0.110	0.000
Std Dev		0.000	0.000	0.000



23.4_SUPPLY DROPOUT/Volta		
Test Site	Dallas	
Tester	ETS-364	
Test Number	EB6938	
Max Limit	430	mV
Min Limit	0.1	mV

krad	0	20	21	30	31	50	51
LL	0.100	0.100	0.100	0.100	0.100	0.100	0.100
Min	0.110	0.110	0.110	0.110	0.110	0.110	0.110
Average	0.110	0.110	0.110	0.110	0.110	0.110	0.110
Max	0.110	0.110	0.110	0.110	0.110	0.110	0.110
UL	430.000	430.000	430.000	430.000	430.000	430.000	430.000

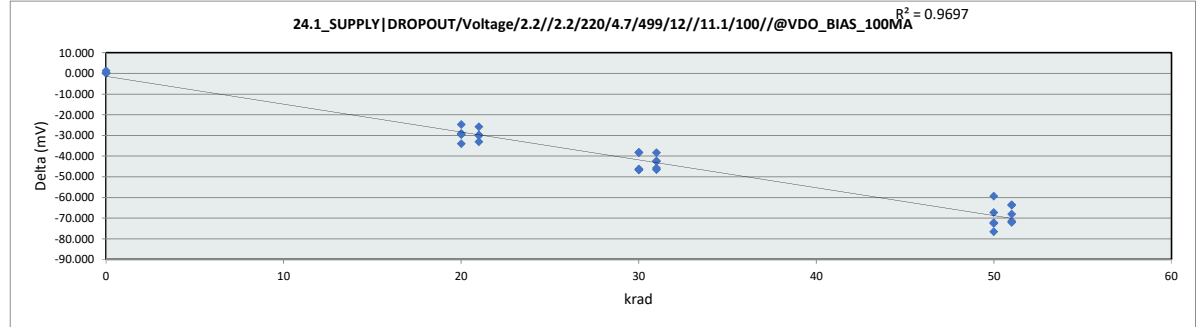


HDR Report  
TPS7H1111-SEP

**24.1\_SUPPLY|DROPOUT/Voltage**

Test Site	Dallas	Dallas
Tester	ETS-364	ETS-364
Test Number	EB6938	EB6938
Unit	mV	mV
Max Limit	1100	1100
Min Limit	0.1	0.1

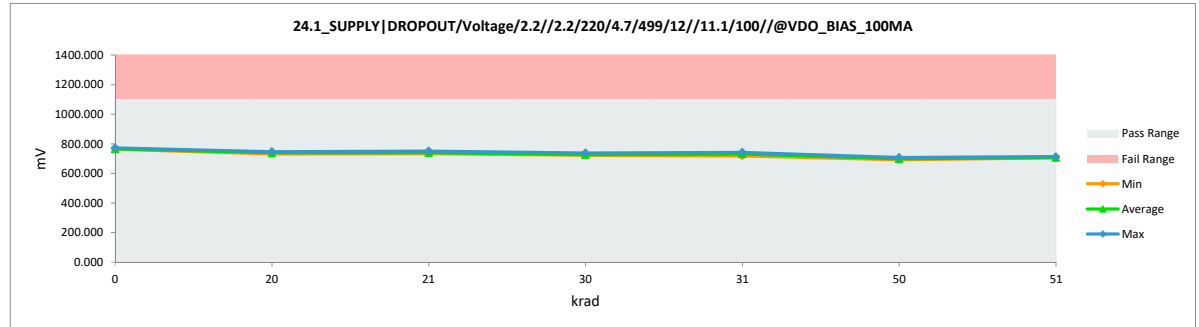
krad	Serial #	Pre	Post	Delta
21	1	767.629	737.593	-30.036
21	2	763.199	733.298	-29.901
21	3	771.805	741.759	-30.046
21	4	767.418	734.233	-33.185
21	5	776.021	750.149	-25.872
20	17	767.420	738.278	-29.142
20	19	763.120	728.977	-34.143
20	20	763.121	733.470	-29.651
20	21	775.775	746.078	-29.697
20	23	767.499	742.696	-24.803
31	6	780.130	737.711	-42.419
31	7	759.061	716.399	-42.662
31	8	771.436	725.570	-45.866
31	9	780.269	741.787	-38.482
31	10	780.087	733.460	-46.627
30	24	767.458	720.595	-46.863
30	25	771.780	725.067	-46.713
30	26	759.003	720.657	-38.346
30	27	776.120	729.822	-46.298
30	29	776.023	737.589	-38.434
51	11	780.175	707.959	-72.216
51	12	775.973	704.411	-71.562
51	13	775.939	707.698	-68.241
51	15	767.459	703.574	-63.885
51	16	775.698	712.051	-63.647
50	30	767.509	695.188	-72.321
50	32	780.367	703.600	-76.767
50	39	767.392	707.875	-59.517
50	40	759.060	691.600	-67.460
50	41	771.555	698.927	-72.628
0	61	763.230	763.211	-0.019
0	62	771.760	771.735	-0.025
0	63	763.067	763.298	0.231
0	64	767.264	768.342	1.078
Max		780.367	771.735	1.078
Average		770.318	728.666	-41.652
Min		759.003	691.600	-76.767
Std Dev		6.587	21.081	22.252



**24.1\_SUPPLY|DROPOUT/Volta**

Test Site	Dallas
Tester	ETS-364
Test Number	EB6938
Max Limit	1100 mV
Min Limit	0.1 mV

krad	0	20	21	30	31	50	51
LL	0.100	0.100	0.100	0.100	0.100	0.100	0.100
Min	763.211	728.977	733.298	720.595	716.399	691.600	703.574
Average	766.647	737.900	739.406	726.746	730.985	699.438	707.139
Max	771.735	746.078	750.149	737.589	741.787	707.875	712.051
UL	1100.000	1100.000	1100.000	1100.000	1100.000	1100.000	1100.000

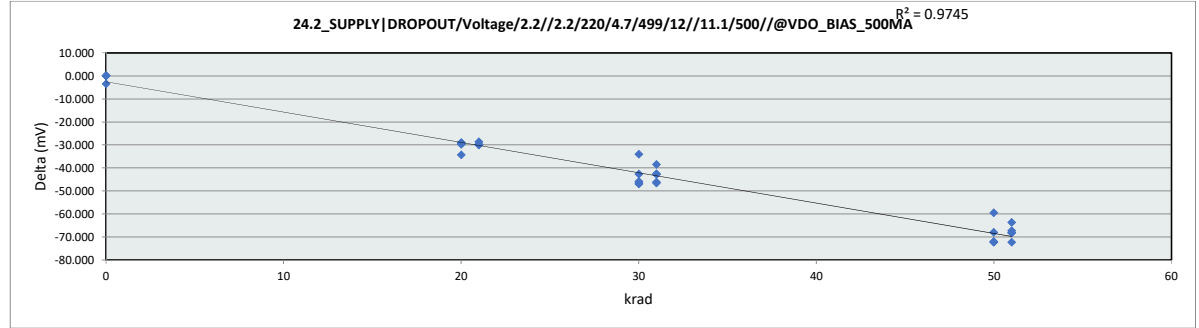


HDR Report  
TPS7H1111-SEP

24.2\_SUPPLY|DROPOUT/Voltage

Test Site	Dallas	Dallas
Tester	ETS-364	ETS-364
Test Number	EB6938	EB6938
Unit	mV	mV
Max Limit	1150	1150
Min Limit	0.1	0.1

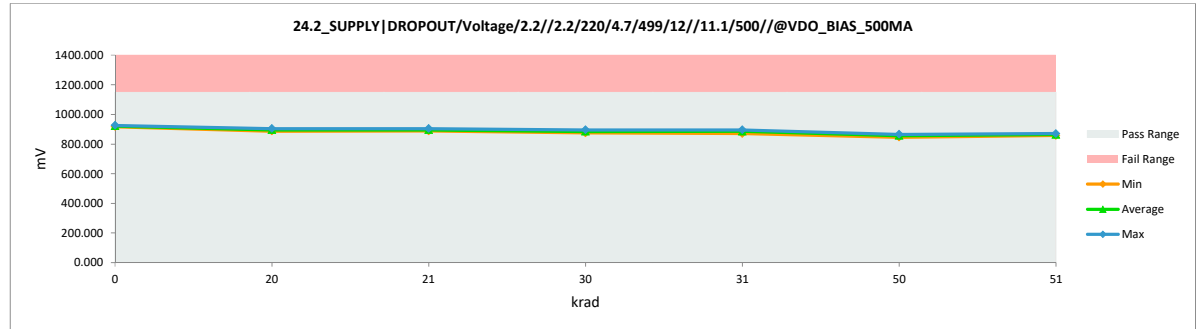
krad	Serial #	Pre	Post	Delta
21	1	925.030	895.076	-29.954
21	2	916.702	886.698	-30.004
21	3	925.188	895.094	-30.094
21	4	920.632	891.875	-28.757
21	5	933.421	903.613	-29.808
20	17	925.046	895.921	-29.125
20	19	920.801	886.291	-34.510
20	20	920.692	891.057	-29.635
20	21	933.515	903.604	-29.911
20	23	925.124	895.924	-29.200
31	6	933.746	895.072	-38.674
31	7	912.274	869.621	-42.653
31	8	924.990	878.743	-46.247
31	9	937.895	894.911	-42.984
31	10	933.534	886.803	-46.731
30	24	925.198	878.079	-47.119
30	25	929.293	882.597	-46.696
30	26	916.741	873.992	-42.749
30	27	933.634	887.577	-46.057
30	29	929.293	895.129	-34.164
51	11	937.857	865.427	-72.430
51	12	929.243	861.770	-67.473
51	13	933.509	865.124	-68.385
51	15	925.027	856.804	-68.223
51	16	933.439	869.632	-63.807
50	30	920.893	852.719	-68.174
50	32	933.637	861.408	-72.229
50	39	925.081	865.457	-59.624
50	40	916.741	844.603	-72.138
50	41	929.408	856.920	-72.488
0	61	920.743	920.808	0.065
0	62	925.150	925.079	-0.071
0	63	916.732	916.577	-0.155
0	64	925.005	921.457	-3.548
Max		937.895	925.079	0.065
Average		926.330	884.455	-41.875
Min		912.274	844.603	-72.488
Std Dev		6.645	20.553	21.712



24.2\_SUPPLY|DROPOUT/Volta

Test Site	Dallas
Tester	ETS-364
Test Number	EB6938
Max Limit	1150 mV
Min Limit	0.1 mV

	0	20	21	30	31	50	51
LL	0.100	0.100	0.100	0.100	0.100	0.100	0.100
Min	916.577	886.291	886.698	873.992	869.621	844.603	856.804
Average	920.980	894.559	894.471	883.475	885.030	856.221	863.751
Max	925.079	903.604	903.613	895.129	895.072	865.457	869.632
UL	1150.000	1150.000	1150.000	1150.000	1150.000	1150.000	1150.000

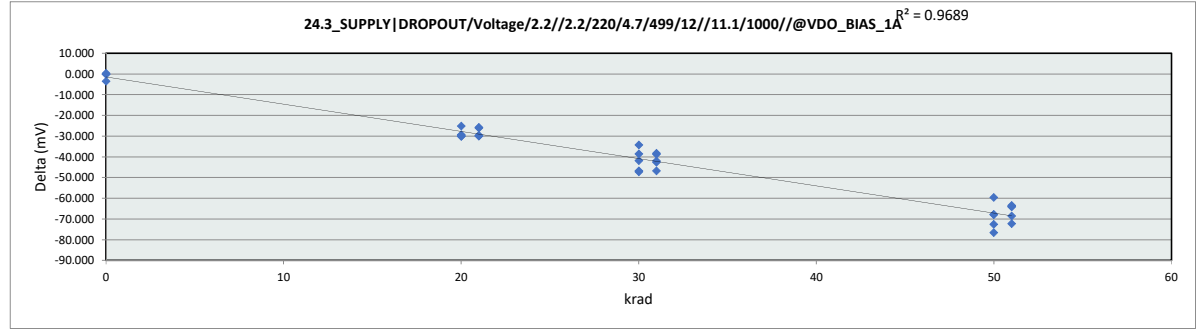


HDR Report  
TPS7H1111-SEP

24.3\_SUPPLY|DROPOUT/Voltage

Test Site	Dallas	Dallas
Tester	ETS-364	ETS-364
Test Number	EB6938	EB6938
Unit	mV	mV
Max Limit	1250	1250
Min Limit	0.1	0.1

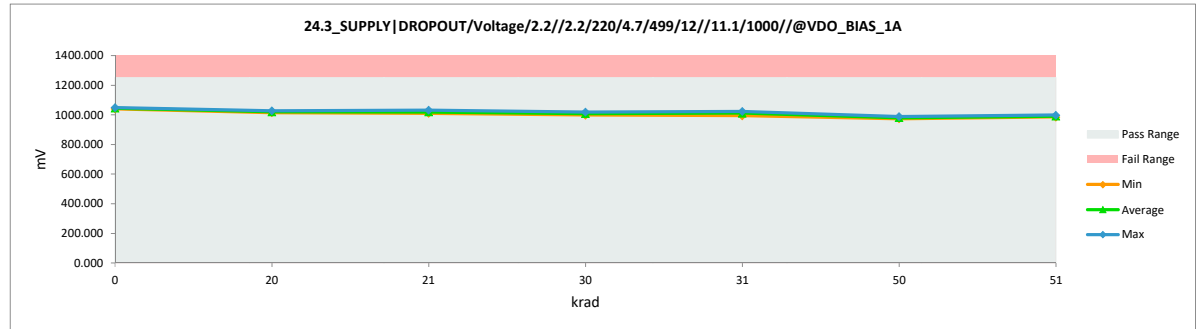
krad	Serial #	Pre	Post	Delta
21	1	1048.620	1018.652	-29.968
21	2	1040.229	1010.222	-30.007
21	3	1044.693	1018.589	-26.104
21	4	1044.652	1015.058	-29.594
21	5	1057.125	1031.377	-25.748
20	17	1048.411	1019.160	-29.251
20	19	1044.434	1014.338	-30.096
20	20	1044.541	1014.693	-29.848
20	21	1057.275	1027.212	-30.063
20	23	1048.701	1023.577	-25.124
31	6	1057.216	1018.878	-38.338
31	7	1036.021	993.399	-42.622
31	8	1048.557	1006.622	-41.935
31	9	1061.486	1022.789	-38.697
31	10	1057.230	1010.496	-46.734
30	24	1048.708	1001.428	-47.280
30	25	1052.884	1006.064	-46.820
30	26	1036.133	997.544	-38.589
30	27	1057.145	1015.287	-41.858
30	29	1052.983	1018.648	-34.335
51	11	1065.562	993.282	-72.280
51	12	1052.867	989.480	-63.387
51	13	1057.326	988.756	-68.570
51	15	1048.830	984.684	-64.146
51	16	1061.588	997.487	-64.101
50	30	1044.347	976.412	-67.935
50	32	1061.399	984.847	-76.552
50	39	1048.608	989.008	-59.600
50	40	1040.205	972.482	-67.723
50	41	1052.862	980.326	-72.536
0	61	1044.221	1044.044	-0.177
0	62	1048.847	1048.772	-0.075
0	63	1040.027	1040.354	0.327
0	64	1048.459	1044.980	-3.479
Max		1065.562	1048.772	0.327
Average		1050.064	1009.381	-40.684
Min		1036.021	972.482	-76.552
Std Dev		7.513	20.110	21.714



24.3\_SUPPLY|DROPOUT/Volta

Test Site	Dallas
Tester	ETS-364
Test Number	EB6938
Max Limit	1250 mV
Min Limit	0.1 mV

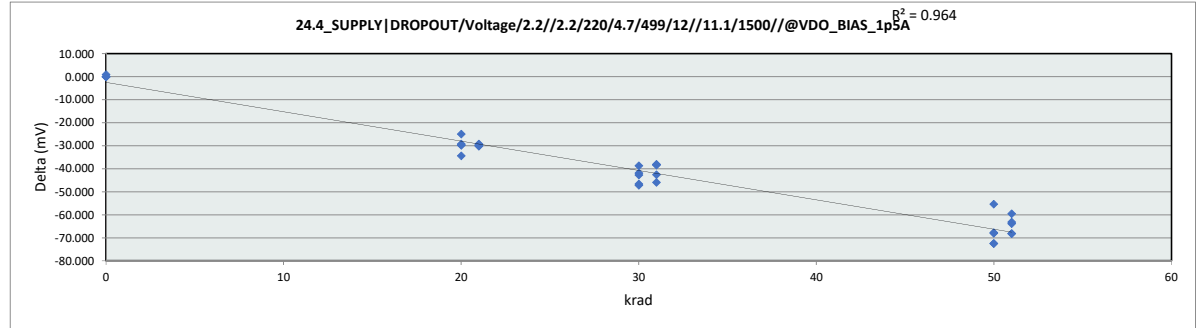
krad	0	20	21	30	31	50	51
LL	0.100	0.100	0.100	0.100	0.100	0.100	0.100
Min	1040.354	1014.338	1010.222	997.544	993.399	972.482	984.684
Average	1044.538	1019.796	1018.780	1007.794	1010.437	980.615	990.738
Max	1048.772	1027.212	1031.377	1018.648	1022.789	989.008	997.487
UL	1250.000	1250.000	1250.000	1250.000	1250.000	1250.000	1250.000



HDR Report  
TPS7H1111-SEP

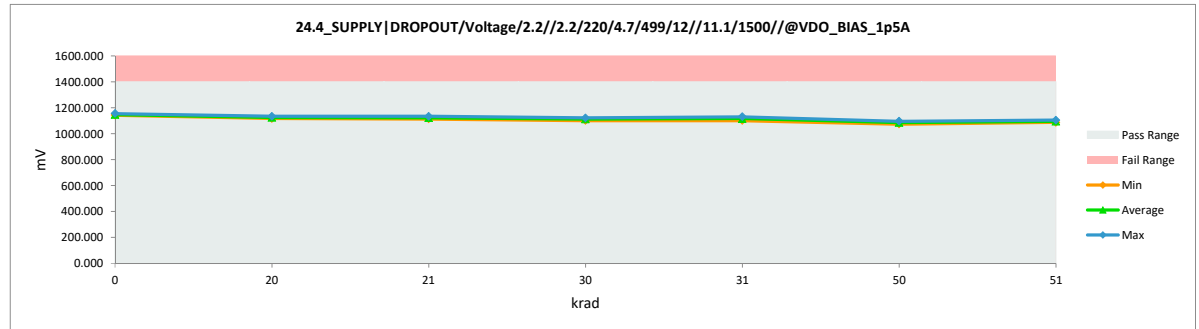
24.4_SUPPLY DROPOUT/Voltage		
Test Site	Dallas	Dallas
Tester	ETS-364	ETS-364
Test Number	EB6938	EB6938
Unit	mV	mV
Max Limit	1400	1400
Min Limit	0.1	0.1

krad	Serial #	Pre	Post	Delta
21	1	1155.306	1124.905	-30.401
21	2	1142.489	1112.469	-30.020
21	3	1151.020	1121.133	-29.887
21	4	1151.019	1121.662	-29.357
21	5	1163.585	1133.725	-29.860
20	17	1150.857	1125.764	-25.093
20	19	1151.044	1116.516	-34.528
20	20	1150.965	1121.015	-29.950
20	21	1163.565	1133.776	-29.789
20	23	1155.198	1125.824	-29.374
31	6	1163.719	1125.426	-38.293
31	7	1138.163	1099.850	-38.313
31	8	1155.037	1108.925	-46.112
31	9	1167.889	1129.325	-38.564
31	10	1159.490	1116.761	-42.729
30	24	1155.302	1108.021	-47.281
30	25	1159.344	1112.612	-46.732
30	26	1142.573	1099.692	-42.881
30	27	1163.738	1121.664	-42.074
30	29	1159.650	1120.769	-38.881
51	11	1168.044	1099.677	-68.367
51	12	1155.160	1091.783	-63.377
51	13	1163.559	1095.236	-68.323
51	15	1150.972	1086.932	-64.040
51	16	1163.656	1103.995	-59.661
50	30	1146.697	1078.546	-68.151
50	32	1163.767	1091.185	-72.582
50	39	1151.095	1095.630	-55.465
50	40	1142.573	1074.616	-67.957
50	41	1159.229	1086.635	-72.594
0	61	1146.441	1146.278	-0.163
0	62	1155.519	1155.320	-0.199
0	63	1142.508	1142.332	-0.176
0	64	1150.865	1151.640	0.775
Max		1168.044	1155.320	0.775
Average		1154.707	1114.107	-40.600
Min		1138.163	1074.616	-72.594
Std Dev		8.003	20.269	21.111



24.4_SUPPLY DROPOUT/Volta		
Test Site	Dallas	
Tester	ETS-364	
Test Number	EB6938	
Max Limit	1400	mV
Min Limit	0.1	mV

krad	0	20	21	30	31	50	51
LL	0.100	0.100	0.100	0.100	0.100	0.100	0.100
Min	1142.332	1116.516	1112.469	1099.692	1099.850	1074.616	1086.932
Average	1148.893	1124.579	1122.779	1112.552	1116.057	1085.322	1095.525
Max	1155.320	1133.776	1133.725	1121.664	1129.325	1095.630	1103.995
UL	1400.000	1400.000	1400.000	1400.000	1400.000	1400.000	1400.000

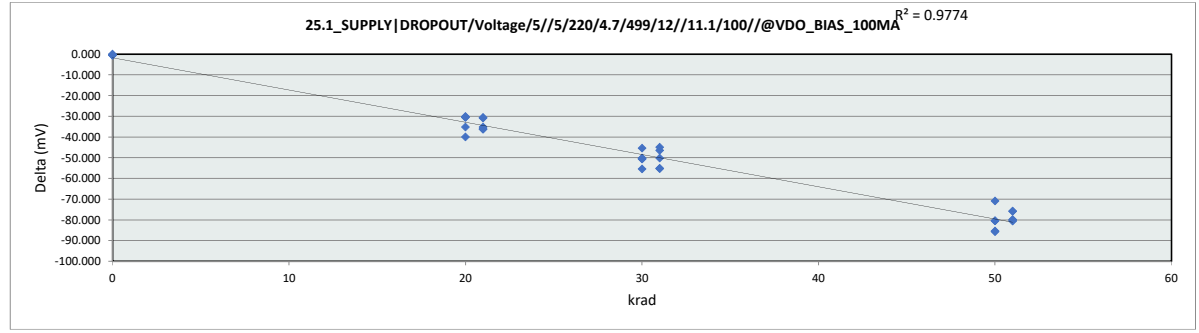


HDR Report  
TPS7H1111-SEP

25.1\_SUPPLY|DROPOUT/Voltage

Test Site	Dallas	Dallas
Tester	ETS-364	ETS-364
Test Number	EB6938	EB6938
Unit	mV	mV
Max Limit	1100	1100
Min Limit	0.1	0.1

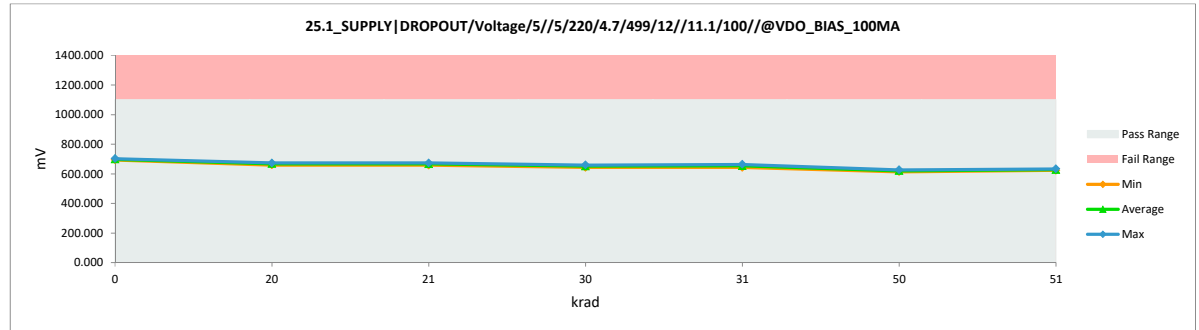
krad	Serial #	Pre	Post	Delta
21	1	698.649	667.570	-31.079
21	2	693.259	656.884	-36.375
21	3	697.903	667.193	-30.710
21	4	698.468	662.176	-36.292
21	5	707.863	672.479	-35.384
20	17	698.194	667.528	-30.666
20	19	698.026	657.940	-40.086
20	20	693.110	662.577	-30.533
20	21	707.863	672.543	-35.320
20	23	702.852	672.636	-30.216
31	6	707.910	657.619	-50.291
31	7	688.003	641.395	-46.608
31	8	703.037	647.734	-55.303
31	9	708.095	662.972	-45.123
31	10	707.875	652.511	-55.364
30	24	698.288	647.558	-50.730
30	25	703.007	647.425	-55.582
30	26	692.889	642.279	-50.610
30	27	708.500	658.166	-50.334
30	29	702.972	657.478	-45.494
51	11	708.037	627.248	-80.789
51	12	703.129	623.097	-80.032
51	13	707.922	627.641	-80.281
51	15	698.135	622.206	-75.929
51	16	708.353	632.451	-75.902
50	30	698.199	617.526	-80.673
50	32	708.150	622.241	-85.909
50	39	698.184	627.141	-71.043
50	40	693.090	612.414	-80.676
50	41	703.144	617.531	-85.613
0	61	698.028	697.949	-0.079
0	62	703.045	702.282	-0.763
0	63	693.084	692.550	-0.534
0	64	698.052	697.633	-0.419
Max		708.500	702.282	-0.079
Average		701.039	652.782	-48.257
Min		688.003	612.414	-85.909
Std Dev		5.764	24.523	25.602



25.1\_SUPPLY|DROPOUT/Volta

Test Site	Dallas
Tester	ETS-364
Test Number	EB6938
Max Limit	1100 mV
Min Limit	0.1 mV

krad	0	20	21	30	31	50	51
LL	0.100	0.100	0.100	0.100	0.100	0.100	0.100
Min	692.550	657.940	656.884	642.279	641.395	612.414	622.206
Average	697.604	666.645	665.260	650.581	652.446	619.371	626.529
Max	702.282	672.636	672.479	658.166	662.972	627.141	632.451
UL	1100.000	1100.000	1100.000	1100.000	1100.000	1100.000	1100.000

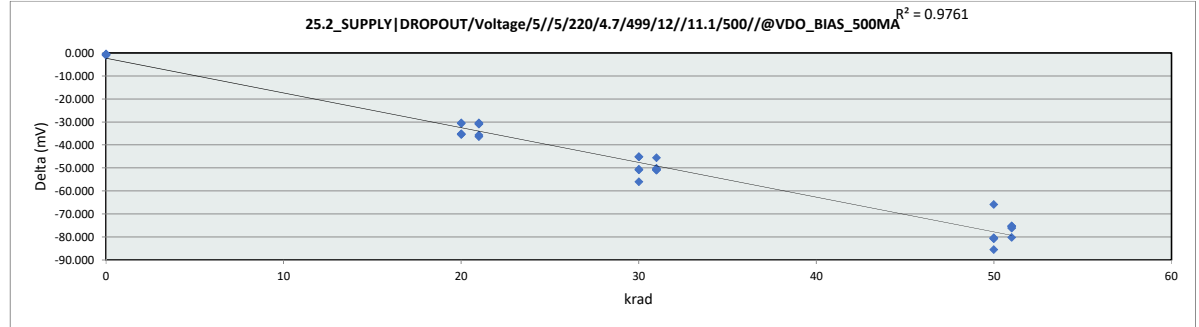


HDR Report  
TPS7H1111-SEP

**25.2\_SUPPLY|DROPOUT/Voltage**

Test Site	Dallas	Dallas
Tester	ETS-364	ETS-364
Test Number	EB6938	EB6938
Unit	mV	mV
Max Limit	1150	1150
Min Limit	0.1	0.1

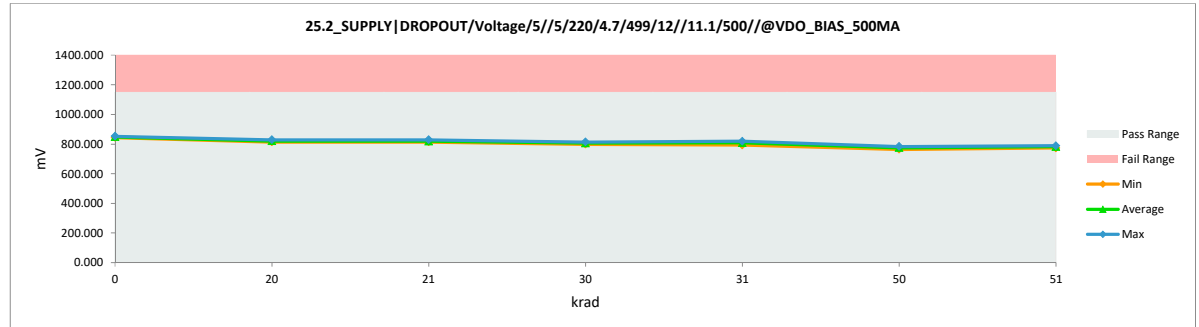
krad	Serial #	Pre	Post	Delta
21	1	853.791	817.925	-35.866
21	2	843.491	812.607	-30.884
21	3	848.461	817.356	-31.105
21	4	849.083	812.573	-36.510
21	5	858.707	828.155	-30.552
20	17	848.925	818.038	-30.887
20	19	848.357	813.051	-35.306
20	20	848.705	813.095	-35.610
20	21	863.343	827.802	-35.541
20	23	853.750	823.259	-30.491
31	6	863.459	812.664	-50.795
31	7	843.312	792.463	-50.849
31	8	853.766	802.657	-51.109
31	9	863.689	817.969	-45.720
31	10	858.447	808.122	-50.325
30	24	854.109	798.027	-56.082
30	25	854.077	803.148	-50.929
30	26	843.221	797.877	-45.344
30	27	863.529	812.863	-50.666
30	29	858.281	813.041	-45.240
51	11	863.007	782.733	-80.274
51	12	853.405	778.134	-75.271
51	13	858.540	782.751	-75.789
51	15	848.354	772.837	-75.517
51	16	863.834	787.484	-76.350
50	30	853.568	773.136	-80.432
50	32	858.143	777.386	-80.757
50	39	848.416	782.400	-66.016
50	40	843.535	762.697	-80.838
50	41	858.173	772.527	-85.646
0	61	848.647	847.964	-0.683
0	62	853.843	853.026	-0.817
0	63	843.642	842.373	-1.269
0	64	848.668	848.030	-0.638
Max		863.834	853.026	-0.638
Average		853.420	806.064	-47.356
Min		843.221	762.697	-85.646
Std Dev		6.657	23.550	24.805



**25.2\_SUPPLY|DROPOUT/Volta**

Test Site	Dallas
Tester	ETS-364
Test Number	EB6938
Max Limit	1150 mV
Min Limit	0.1 mV

	0	20	21	30	31	50	51
LL	0.100	0.100	0.100	0.100	0.100	0.100	0.100
Min	842.373	813.051	812.573	797.877	792.463	762.697	772.837
Average	847.848	819.049	817.723	804.991	806.775	773.629	780.788
Max	853.026	827.802	828.155	813.041	817.969	782.400	787.484
UL	1150.000	1150.000	1150.000	1150.000	1150.000	1150.000	1150.000



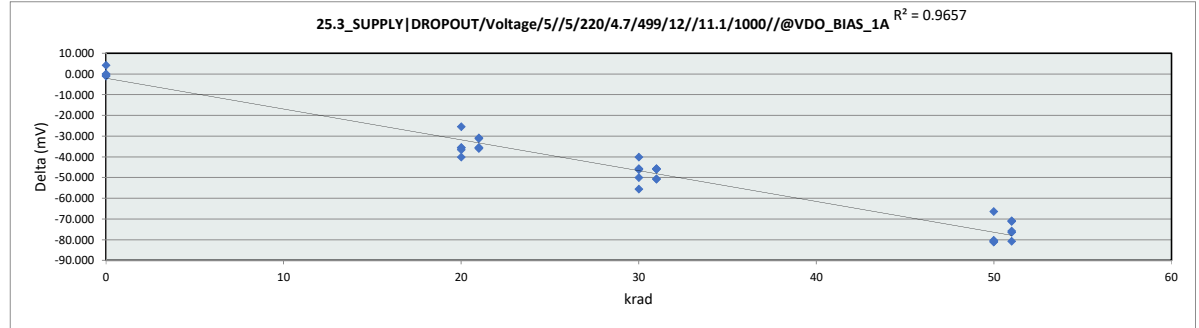


HDR Report  
TPS7H1111-SEP

25.3\_SUPPLY|DROPOUT/Voltage

Test Site	Dallas	Dallas
Tester	ETS-364	ETS-364
Test Number	EB6938	EB6938
Unit	mV	mV
Max Limit	1250	1250
Min Limit	0.1	0.1

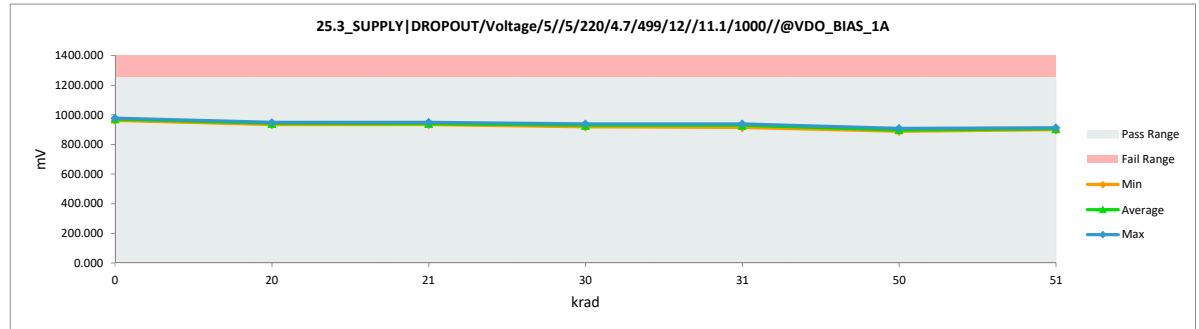
krad	Serial #	Pre	Post	Delta
21	1	978.741	943.146	-35.595
21	2	963.858	932.682	-31.176
21	3	968.817	937.962	-30.855
21	4	974.012	938.073	-35.939
21	5	984.223	948.734	-35.489
20	17	973.875	938.446	-35.429
20	19	973.464	933.289	-40.175
20	20	974.426	937.923	-36.503
20	21	983.657	948.068	-35.589
20	23	973.654	948.193	-25.461
31	6	984.278	938.397	-45.881
31	7	963.668	913.069	-50.599
31	8	973.942	923.178	-50.764
31	9	984.342	938.321	-46.021
31	10	978.701	932.949	-45.752
30	24	973.719	923.700	-50.019
30	25	979.027	923.449	-55.578
30	26	963.803	917.690	-46.113
30	27	984.270	938.590	-45.680
30	29	978.411	938.262	-40.149
51	11	988.679	907.982	-80.697
51	12	979.352	902.955	-76.397
51	13	978.967	903.217	-75.750
51	15	968.824	898.004	-70.820
51	16	984.010	912.846	-71.164
50	30	974.196	893.098	-81.098
50	32	983.024	902.748	-80.276
50	39	973.987	907.649	-66.338
50	40	968.755	888.197	-80.558
50	41	978.802	897.748	-81.054
0	61	969.187	968.090	-1.097
0	62	973.871	978.080	4.209
0	63	963.093	963.206	0.113
0	64	973.709	973.191	-0.518
Max		988.679	978.080	4.209
Average		975.628	929.151	-46.477
Min		963.093	888.197	-81.098
Std Dev		6.801	23.139	24.588



25.3\_SUPPLY|DROPOUT/Volta

Test Site	Dallas
Tester	ETS-364
Test Number	EB6938
Max Limit	1250 mV
Min Limit	0.1 mV

krad	0	20	21	30	31	50	51
LL	0.100	0.100	0.100	0.100	0.100	0.100	0.100
Min	963.206	933.289	932.682	917.690	913.069	888.197	898.004
Average	970.642	941.184	940.119	928.338	929.183	897.888	905.001
Max	978.080	948.193	948.734	938.590	938.397	907.649	912.846
UL	1250.000	1250.000	1250.000	1250.000	1250.000	1250.000	1250.000

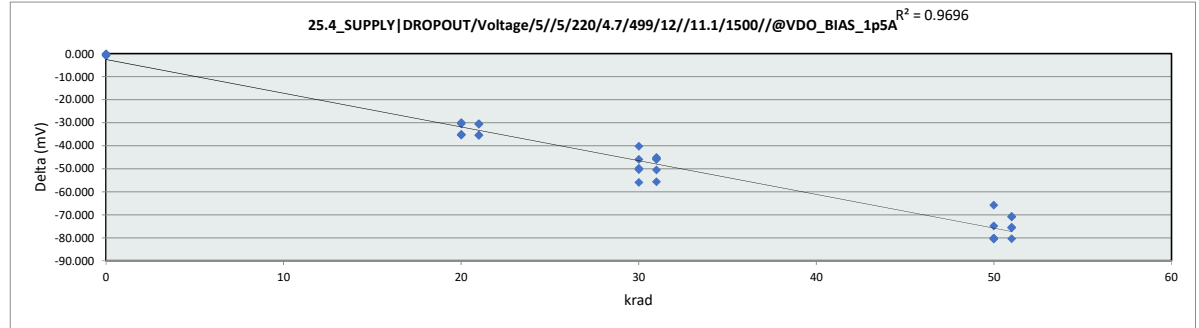


HDR Report  
TPS7H1111-SEP

**25.4\_SUPPLY|DROPOUT/Voltage**

Test Site	Dallas	Dallas
Tester	ETS-364	ETS-364
Test Number	EB6938	EB6938
Unit	mV	mV
Max Limit	1400	1400
Min Limit	0.1	0.1

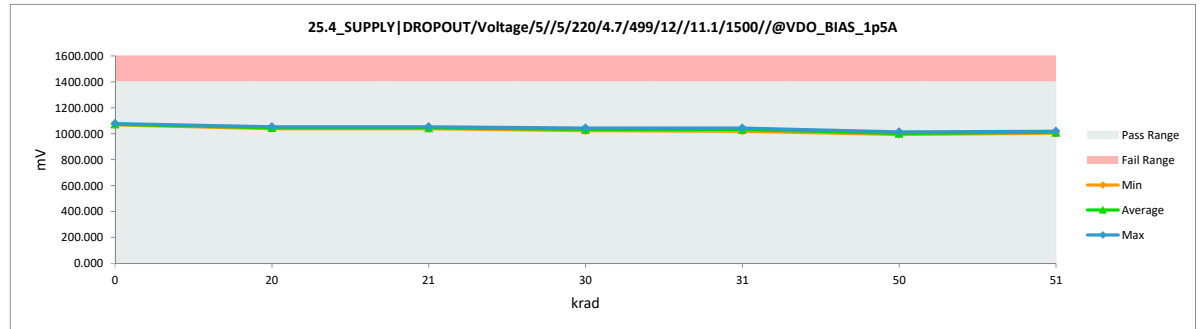
krad	Serial #	Pre	Post	Delta
21	1	1079.266	1048.666	-30.600
21	2	1068.953	1038.383	-30.570
21	3	1073.790	1043.053	-30.737
21	4	1074.045	1038.451	-35.594
21	5	1089.158	1053.688	-35.470
20	17	1079.150	1043.689	-35.461
20	19	1073.799	1038.470	-35.329
20	20	1074.006	1043.398	-30.608
20	21	1088.932	1053.725	-35.207
20	23	1078.739	1048.684	-30.055
31	6	1089.260	1043.193	-46.067
31	7	1063.663	1018.500	-45.163
31	8	1079.067	1023.329	-55.738
31	9	1089.503	1043.728	-45.775
31	10	1084.135	1033.445	-50.690
30	24	1078.731	1028.767	-49.964
30	25	1084.415	1028.359	-56.056
30	26	1069.115	1023.008	-46.107
30	27	1089.396	1038.854	-50.542
30	29	1083.835	1043.442	-40.393
51	11	1093.765	1013.187	-80.578
51	12	1084.251	1008.765	-75.486
51	13	1084.581	1008.737	-75.844
51	15	1074.248	1003.140	-71.108
51	16	1089.135	1018.277	-70.858
50	30	1074.342	993.707	-80.635
50	32	1088.674	1008.406	-80.268
50	39	1079.308	1013.306	-66.002
50	40	1068.864	993.894	-74.970
50	41	1083.927	1003.495	-80.432
0	61	1074.122	1073.157	-0.965
0	62	1079.305	1078.576	-0.729
0	63	1068.631	1068.523	-0.108
0	64	1074.082	1073.681	-0.401
Max		1093.765	1078.576	-0.108
Average		1079.653	1033.344	-46.309
Min		1063.663	993.707	-80.635
Std Dev		7.643	22.551	24.189



**25.4\_SUPPLY|DROPOUT/Volta**

Test Site	Dallas
Tester	ETS-364
Test Number	EB6938
Max Limit	1400 mV
Min Limit	0.1 mV

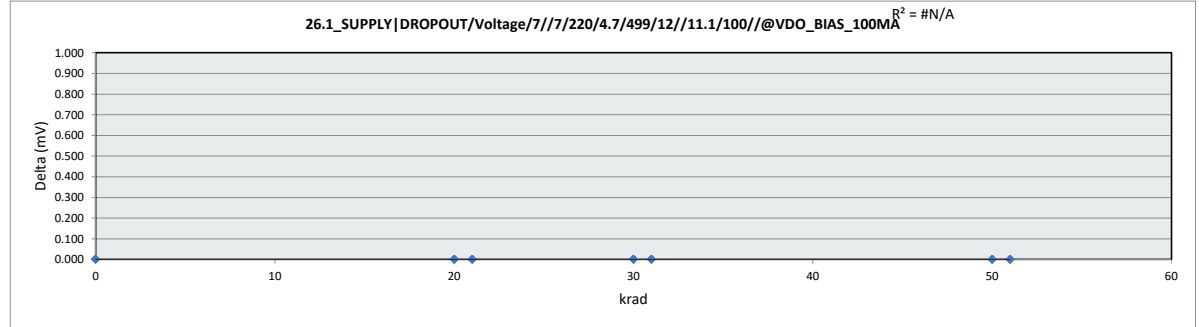
krad	0	20	21	30	31	50	51
LL	0.100	0.100	0.100	0.100	0.100	0.100	0.100
Min	1068.523	1038.470	1038.383	1023.008	1018.500	993.707	1003.140
Average	1073.484	1045.593	1044.448	1032.486	1032.439	1002.562	1010.421
Max	1078.576	1053.725	1053.688	1043.442	1043.728	1013.306	1018.277
UL	1400.000	1400.000	1400.000	1400.000	1400.000	1400.000	1400.000



HDR Report  
TPS7H1111-SEP

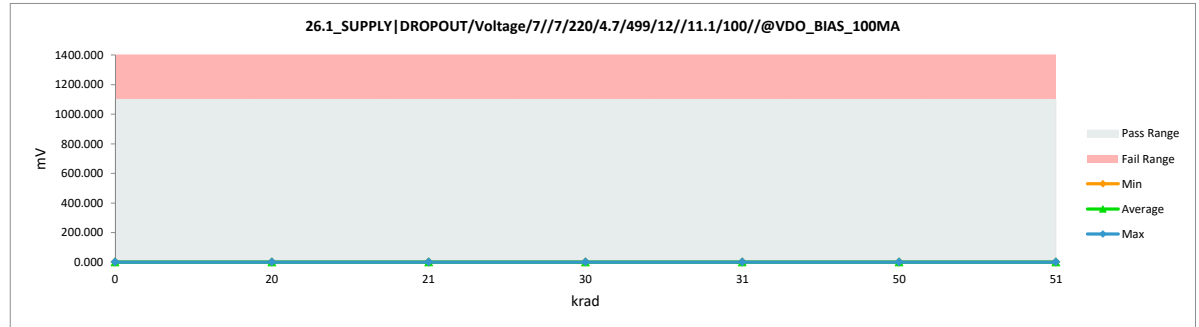
26.1_SUPPLY DROPOUT/Voltage		
Test Site	Dallas	Dallas
Tester	ETS-364	ETS-364
Test Number	EB6938	EB6938
Unit	mV	mV
Max Limit	1100	1100
Min Limit	0.1	0.1

krad	Serial #	Pre	Post	Delta
21	1	0.110	0.110	0.000
21	2	0.110	0.110	0.000
21	3	0.110	0.110	0.000
21	4	0.110	0.110	0.000
21	5	0.110	0.110	0.000
20	17	0.110	0.110	0.000
20	19	0.110	0.110	0.000
20	20	0.110	0.110	0.000
20	21	0.110	0.110	0.000
20	23	0.110	0.110	0.000
31	6	0.110	0.110	0.000
31	7	0.110	0.110	0.000
31	8	0.110	0.110	0.000
31	9	0.110	0.110	0.000
31	10	0.110	0.110	0.000
30	24	0.110	0.110	0.000
30	25	0.110	0.110	0.000
30	26	0.110	0.110	0.000
30	27	0.110	0.110	0.000
30	29	0.110	0.110	0.000
51	11	0.110	0.110	0.000
51	12	0.110	0.110	0.000
51	13	0.110	0.110	0.000
51	15	0.110	0.110	0.000
51	16	0.110	0.110	0.000
50	30	0.110	0.110	0.000
50	32	0.110	0.110	0.000
50	39	0.110	0.110	0.000
50	40	0.110	0.110	0.000
50	41	0.110	0.110	0.000
0	61	0.110	0.110	0.000
0	62	0.110	0.110	0.000
0	63	0.110	0.110	0.000
0	64	0.110	0.110	0.000
Max		0.110	0.110	0.000
Average		0.110	0.110	0.000
Min		0.110	0.110	0.000
Std Dev		0.000	0.000	0.000



26.1_SUPPLY DROPOUT/Volta		
Test Site	Dallas	
Tester	ETS-364	
Test Number	EB6938	
Max Limit	1100	mV
Min Limit	0.1	mV

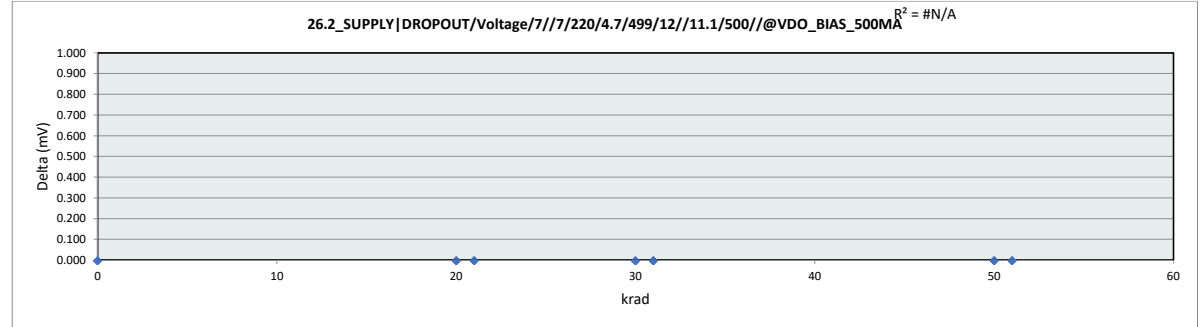
	0	20	21	30	31	50	51
LL	0.100	0.100	0.100	0.100	0.100	0.100	0.100
Min	0.110	0.110	0.110	0.110	0.110	0.110	0.110
Average	0.110	0.110	0.110	0.110	0.110	0.110	0.110
Max	0.110	0.110	0.110	0.110	0.110	0.110	0.110
UL	1100.000	1100.000	1100.000	1100.000	1100.000	1100.000	1100.000



HDR Report  
TPS7H1111-SEP

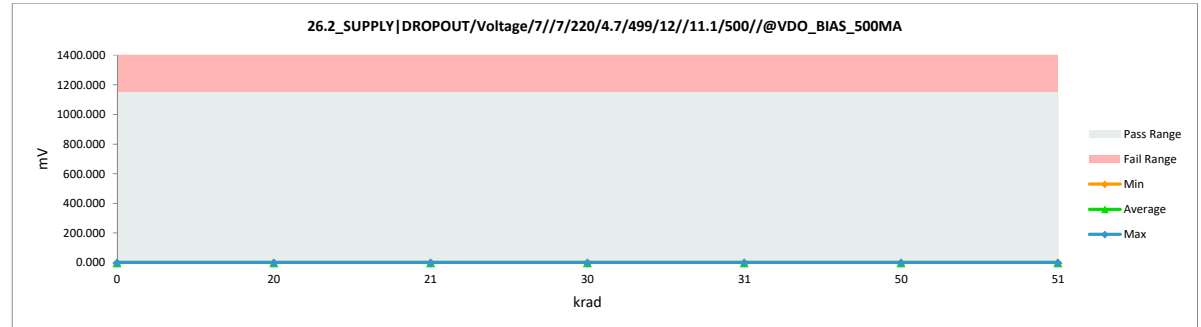
26.2_SUPPLY DROPOUT/Voltage		
Test Site	Dallas	Dallas
Tester	ETS-364	ETS-364
Test Number	EB6938	EB6938
Unit	mV	mV
Max Limit	1150	1150
Min Limit	0.1	0.1

krad	Serial #	Pre	Post	Delta
21	1	0.110	0.110	0.000
21	2	0.110	0.110	0.000
21	3	0.110	0.110	0.000
21	4	0.110	0.110	0.000
21	5	0.110	0.110	0.000
20	17	0.110	0.110	0.000
20	19	0.110	0.110	0.000
20	20	0.110	0.110	0.000
20	21	0.110	0.110	0.000
20	23	0.110	0.110	0.000
31	6	0.110	0.110	0.000
31	7	0.110	0.110	0.000
31	8	0.110	0.110	0.000
31	9	0.110	0.110	0.000
31	10	0.110	0.110	0.000
30	24	0.110	0.110	0.000
30	25	0.110	0.110	0.000
30	26	0.110	0.110	0.000
30	27	0.110	0.110	0.000
30	29	0.110	0.110	0.000
51	11	0.110	0.110	0.000
51	12	0.110	0.110	0.000
51	13	0.110	0.110	0.000
51	15	0.110	0.110	0.000
51	16	0.110	0.110	0.000
50	30	0.110	0.110	0.000
50	32	0.110	0.110	0.000
50	39	0.110	0.110	0.000
50	40	0.110	0.110	0.000
50	41	0.110	0.110	0.000
0	61	0.110	0.110	0.000
0	62	0.110	0.110	0.000
0	63	0.110	0.110	0.000
0	64	0.110	0.110	0.000
Max		0.110	0.110	0.000
Average		0.110	0.110	0.000
Min		0.110	0.110	0.000
Std Dev		0.000	0.000	0.000



26.2_SUPPLY DROPOUT/Volta		
Test Site	Dallas	
Tester	ETS-364	
Test Number	EB6938	
Max Limit	1150	mV
Min Limit	0.1	mV

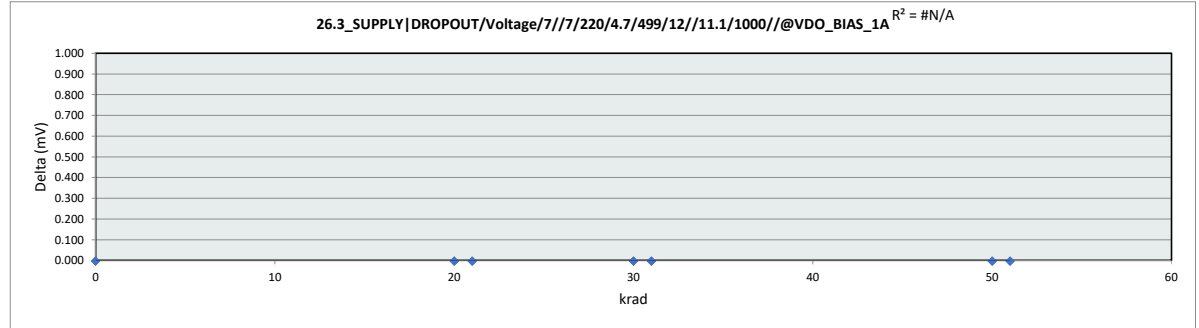
	0	20	21	30	31	50	51
LL	0.100	0.100	0.100	0.100	0.100	0.100	0.100
Min	0.110	0.110	0.110	0.110	0.110	0.110	0.110
Average	0.110	0.110	0.110	0.110	0.110	0.110	0.110
Max	0.110	0.110	0.110	0.110	0.110	0.110	0.110
UL	1150.000	1150.000	1150.000	1150.000	1150.000	1150.000	1150.000



HDR Report  
TPS7H1111-SEP

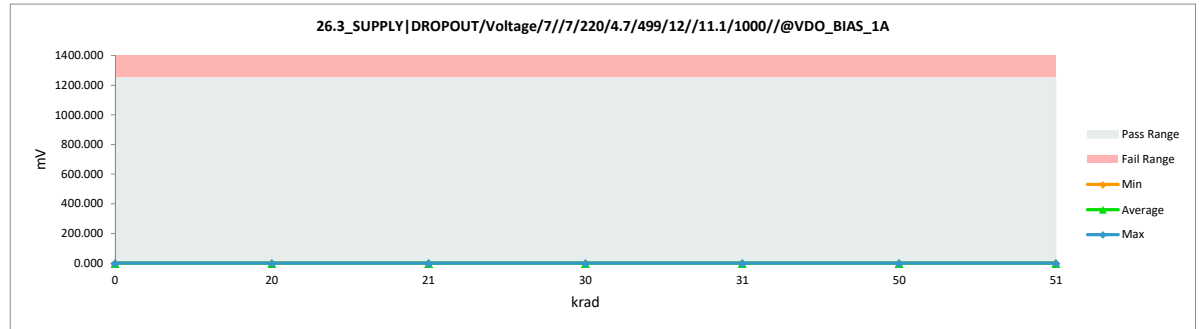
26.3_SUPPLY DROPOUT/Voltage		
Test Site	Dallas	Dallas
Tester	ETS-364	ETS-364
Test Number	EB6938	EB6938
Unit	mV	mV
Max Limit	1250	1250
Min Limit	0.1	0.1

krad	Serial #	Pre	Post	Delta
21	1	0.110	0.110	0.000
21	2	0.110	0.110	0.000
21	3	0.110	0.110	0.000
21	4	0.110	0.110	0.000
21	5	0.110	0.110	0.000
20	17	0.110	0.110	0.000
20	19	0.110	0.110	0.000
20	20	0.110	0.110	0.000
20	21	0.110	0.110	0.000
20	23	0.110	0.110	0.000
31	6	0.110	0.110	0.000
31	7	0.110	0.110	0.000
31	8	0.110	0.110	0.000
31	9	0.110	0.110	0.000
31	10	0.110	0.110	0.000
30	24	0.110	0.110	0.000
30	25	0.110	0.110	0.000
30	26	0.110	0.110	0.000
30	27	0.110	0.110	0.000
30	29	0.110	0.110	0.000
51	11	0.110	0.110	0.000
51	12	0.110	0.110	0.000
51	13	0.110	0.110	0.000
51	15	0.110	0.110	0.000
51	16	0.110	0.110	0.000
50	30	0.110	0.110	0.000
50	32	0.110	0.110	0.000
50	39	0.110	0.110	0.000
50	40	0.110	0.110	0.000
50	41	0.110	0.110	0.000
0	61	0.110	0.110	0.000
0	62	0.110	0.110	0.000
0	63	0.110	0.110	0.000
0	64	0.110	0.110	0.000
Max		0.110	0.110	0.000
Average		0.110	0.110	0.000
Min		0.110	0.110	0.000
Std Dev		0.000	0.000	0.000



26.3_SUPPLY DROPOUT/Volta		
Test Site	Dallas	
Tester	ETS-364	
Test Number	EB6938	
Max Limit	1250	mV
Min Limit	0.1	mV

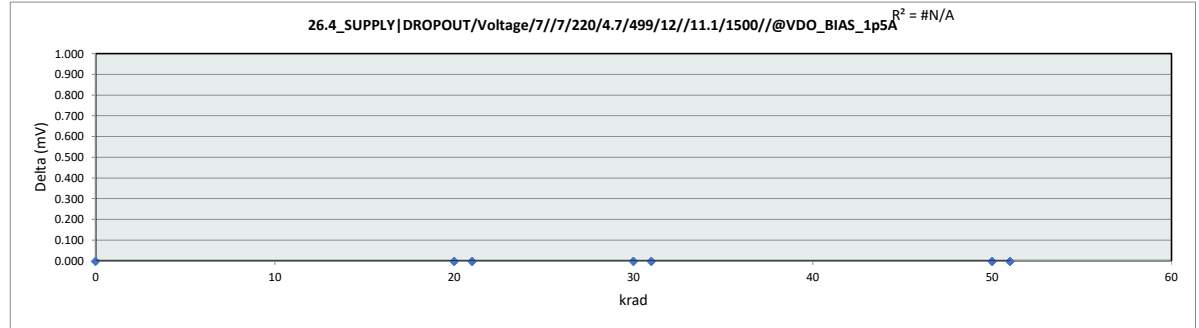
krad	0	20	21	30	31	50	51
LL	0.100	0.100	0.100	0.100	0.100	0.100	0.100
Min	0.110	0.110	0.110	0.110	0.110	0.110	0.110
Average	0.110	0.110	0.110	0.110	0.110	0.110	0.110
Max	0.110	0.110	0.110	0.110	0.110	0.110	0.110
UL	1250.000	1250.000	1250.000	1250.000	1250.000	1250.000	1250.000



HDR Report  
TPS7H1111-SEP

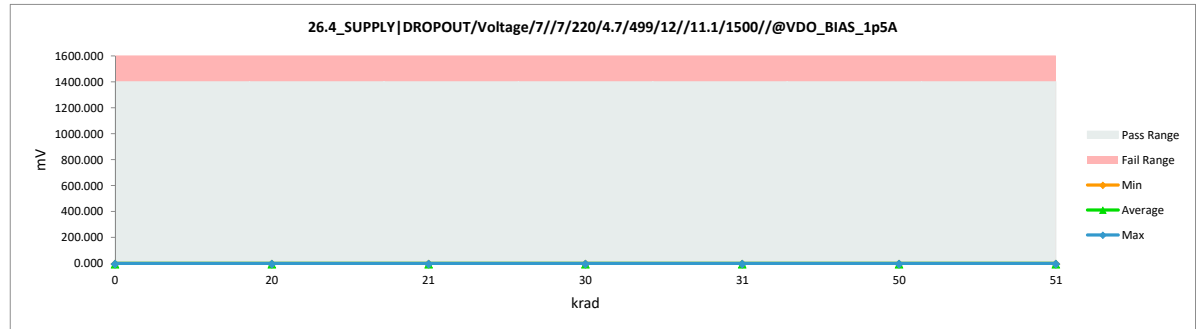
26.4_SUPPLY DROPOUT/Voltage		
Test Site	Dallas	Dallas
Tester	ETS-364	ETS-364
Test Number	EB6938	EB6938
Unit	mV	mV
Max Limit	1400	1400
Min Limit	0.1	0.1

krad	Serial #	Pre	Post	Delta
21	1	0.110	0.110	0.000
21	2	0.110	0.110	0.000
21	3	0.110	0.110	0.000
21	4	0.110	0.110	0.000
21	5	0.110	0.110	0.000
20	17	0.110	0.110	0.000
20	19	0.110	0.110	0.000
20	20	0.110	0.110	0.000
20	21	0.110	0.110	0.000
20	23	0.110	0.110	0.000
31	6	0.110	0.110	0.000
31	7	0.110	0.110	0.000
31	8	0.110	0.110	0.000
31	9	0.110	0.110	0.000
31	10	0.110	0.110	0.000
30	24	0.110	0.110	0.000
30	25	0.110	0.110	0.000
30	26	0.110	0.110	0.000
30	27	0.110	0.110	0.000
30	29	0.110	0.110	0.000
51	11	0.110	0.110	0.000
51	12	0.110	0.110	0.000
51	13	0.110	0.110	0.000
51	15	0.110	0.110	0.000
51	16	0.110	0.110	0.000
50	30	0.110	0.110	0.000
50	32	0.110	0.110	0.000
50	39	0.110	0.110	0.000
50	40	0.110	0.110	0.000
50	41	0.110	0.110	0.000
0	61	0.110	0.110	0.000
0	62	0.110	0.110	0.000
0	63	0.110	0.110	0.000
0	64	0.110	0.110	0.000
Max		0.110	0.110	0.000
Average		0.110	0.110	0.000
Min		0.110	0.110	0.000
Std Dev		0.000	0.000	0.000



26.4_SUPPLY DROPOUT/Volta		
Test Site	Dallas	
Tester	ETS-364	
Test Number	EB6938	
Max Limit	1400	mV
Min Limit	0.1	mV

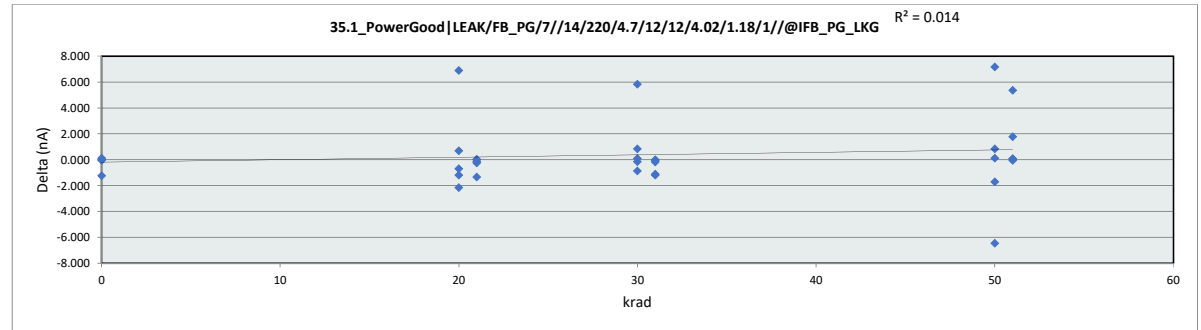
krad	0	20	21	30	31	50	51
LL	0.100	0.100	0.100	0.100	0.100	0.100	0.100
Min	0.110	0.110	0.110	0.110	0.110	0.110	0.110
Average	0.110	0.110	0.110	0.110	0.110	0.110	0.110
Max	0.110	0.110	0.110	0.110	0.110	0.110	0.110
UL	1400.000	1400.000	1400.000	1400.000	1400.000	1400.000	1400.000



# HDR Report TPS7H1111-SEP

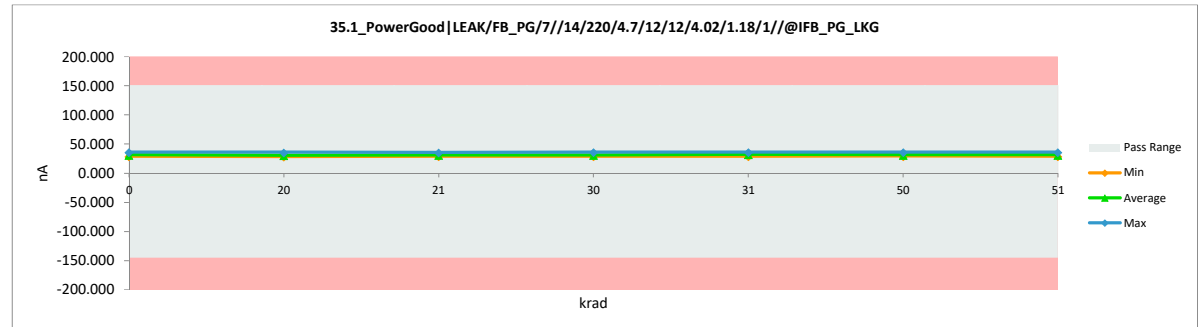
35.1_PowerGood LEAK/FB_PG/7		
Test Site	Dallas	Dallas
Tester	ETS-364	ETS-364
Test Number	EB6938	EB6938
Unit	nA	nA
Max Limit	150	150
Min Limit	-145	-145

krad	Serial #	Pre	Post	Delta
21	1	30.298	30.093	-0.205
21	2	37.120	35.823	-1.297
21	3	30.751	30.821	0.070
21	4	29.004	29.087	0.083
21	5	30.198	30.131	-0.067
20	17	30.210	29.062	-1.148
20	19	30.726	30.081	-0.645
20	20	28.905	35.848	6.943
20	21	30.185	30.921	0.736
20	23	30.876	28.775	-2.101
31	6	37.208	36.148	-1.060
31	7	30.814	30.871	0.057
31	8	29.067	29.062	-0.005
31	9	30.223	30.093	-0.130
31	10	37.308	36.173	-1.135
30	24	29.054	29.943	0.889
30	25	30.235	36.123	5.888
30	26	30.651	30.808	0.157
30	27	29.092	28.987	-0.105
30	29	30.776	29.956	-0.820
51	11	30.776	30.896	0.120
51	12	29.104	29.224	0.120
51	13	30.248	30.243	-0.005
51	15	30.639	36.048	5.409
51	16	29.042	30.871	1.829
50	30	29.167	36.385	7.218
50	32	30.689	30.858	0.169
50	39	37.283	30.883	-6.400
50	40	30.776	29.124	-1.652
50	41	29.242	30.131	0.889
0	61	30.185	30.255	0.070
0	62	37.245	36.060	-1.185
0	63	30.514	30.684	0.170
0	64	29.054	29.062	0.008
Max		37.308	36.385	7.218
Average		31.078	31.457	0.378
Min		28.905	28.775	-6.400
Std Dev		2.680	2.682	2.588



35.1_PowerGood LEAK/FB_PG/7		
Test Site	Dallas	
Tester	ETS-364	
Test Number	EB6938	
Max Limit	150	nA
Min Limit	-145	nA

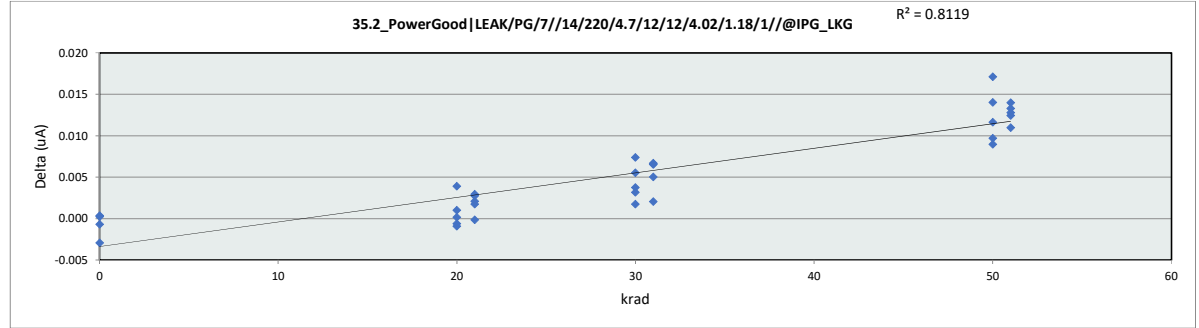
	0	20	21	30	31	50	51
LL	-145.000	-145.000	-145.000	-145.000	-145.000	-145.000	-145.000
Min	29.062	28.775	29.087	28.987	29.062	29.124	29.224
Average	31.515	30.937	31.191	31.163	32.469	31.476	31.456
Max	36.060	35.848	35.823	36.123	36.173	36.385	36.048
UL	150.000	150.000	150.000	150.000	150.000	150.000	150.000



HDR Report  
TPS7H1111-SEP

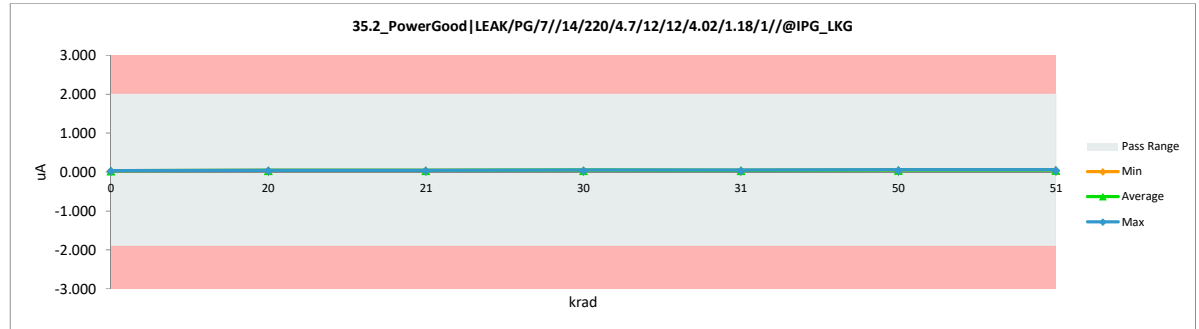
35.2_PowerGood LEAK/PG/7/14/220/4.7/12/12/4.02/1.18/1//@IPG_LKG		
Test Site	Dallas	Dallas
Tester	ETS-364	ETS-364
Test Number	EB6938	EB6938
Unit	uA	uA
Max Limit	2	2
Min Limit	-1.9	-1.9

krad	Serial #	Pre	Post	Delta
21	1	0.041	0.043	0.002
21	2	0.039	0.042	0.003
21	3	0.041	0.041	0.000
21	4	0.038	0.041	0.003
21	5	0.041	0.043	0.002
20	17	0.043	0.043	0.000
20	19	0.042	0.043	0.001
20	20	0.039	0.043	0.004
20	21	0.042	0.041	-0.001
20	23	0.042	0.042	-0.001
31	6	0.039	0.046	0.007
31	7	0.041	0.043	0.002
31	8	0.038	0.045	0.007
31	9	0.041	0.046	0.005
31	10	0.039	0.046	0.007
30	24	0.039	0.047	0.007
30	25	0.042	0.046	0.004
30	26	0.042	0.044	0.002
30	27	0.039	0.045	0.006
30	29	0.042	0.046	0.003
51	11	0.042	0.053	0.011
51	12	0.038	0.053	0.014
51	13	0.044	0.057	0.013
51	15	0.042	0.055	0.013
51	16	0.039	0.052	0.013
50	30	0.039	0.053	0.014
50	32	0.044	0.053	0.009
50	39	0.040	0.050	0.010
50	40	0.042	0.054	0.012
50	41	0.039	0.056	0.017
0	61	0.041	0.040	-0.001
0	62	0.039	0.040	0.000
0	63	0.042	0.039	-0.003
0	64	0.038	0.039	0.000
Max		0.044	0.057	0.017
Average		0.041	0.046	0.005
Min		0.038	0.039	-0.003
Std Dev		0.002	0.005	0.005



35.2_PowerGood LEAK/PG/7/14/220/4.7/12/12/4.02/1.18/1//@IPG_LKG						
Test Site	Dallas					
Tester	ETS-364					
Test Number	EB6938					
Max Limit	2 uA					
Min Limit	-1.9 uA					

	0	20	21	30	31	50	51
LL	-1.900	-1.900	-1.900	-1.900	-1.900	-1.900	-1.900
Min	0.039	0.041	0.041	0.044	0.043	0.050	0.052
Average	0.039	0.043	0.042	0.045	0.045	0.053	0.054
Max	0.040	0.043	0.043	0.047	0.046	0.057	0.057
UL	2.000	2.000	2.000	2.000	2.000	2.000	2.000



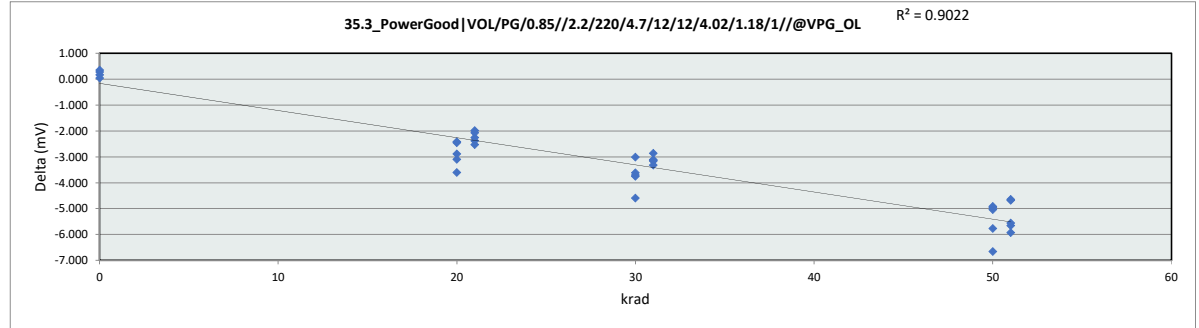


HDR Report  
TPS7H1111-SEP

35.3 PowerGood|VOL/PG/0.85/

Test Site	Dallas	Dallas
Tester	ETS-364	ETS-364
Test Number	EB6938	EB6938
Unit	mV	mV
Max Limit	200	200
Min Limit	0	0

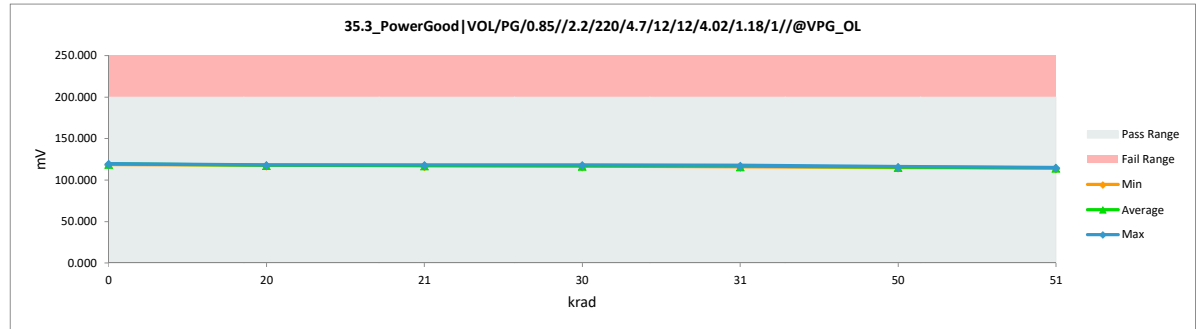
krad	Serial #	Pre	Post	Delta
21	1	119.441	117.393	-2.048
21	2	119.596	117.096	-2.500
21	3	119.154	116.917	-2.237
21	4	120.017	117.658	-2.359
21	5	120.191	118.233	-1.958
20	17	120.841	117.773	-3.068
20	19	119.965	117.568	-2.397
20	20	120.522	117.655	-2.867
20	21	121.155	117.576	-3.579
20	23	120.590	118.163	-2.427
31	6	119.956	116.656	-3.300
31	7	118.904	115.818	-3.086
31	8	119.403	116.274	-3.129
31	9	120.416	117.573	-2.843
31	10	119.596	116.476	-3.120
30	24	120.587	116.999	-3.588
30	25	121.045	116.481	-4.564
30	26	120.655	116.977	-3.678
30	27	120.747	117.024	-3.723
30	29	121.191	118.208	-2.983
51	11	119.099	114.439	-4.660
51	12	119.433	114.810	-4.623
51	13	120.861	115.225	-5.636
51	15	119.750	114.222	-5.528
51	16	121.067	115.163	-5.904
50	30	120.927	115.187	-5.740
50	32	122.547	115.918	-6.629
50	39	120.940	116.003	-4.937
50	40	120.295	115.405	-4.890
50	41	120.347	115.330	-5.017
0	61	119.711	120.012	0.301
0	62	119.621	119.689	0.068
0	63	118.433	118.810	0.377
0	64	118.993	119.182	0.189
Max		122.547	120.012	0.377
Average		120.176	116.880	-3.297
Min		118.433	114.222	-6.629
Std Dev		0.849	1.454	1.795



35.3 PowerGood|VOL/PG/0.85/

Test Site	Dallas
Tester	ETS-364
Test Number	EB6938
Max Limit	200 mV
Min Limit	0 mV

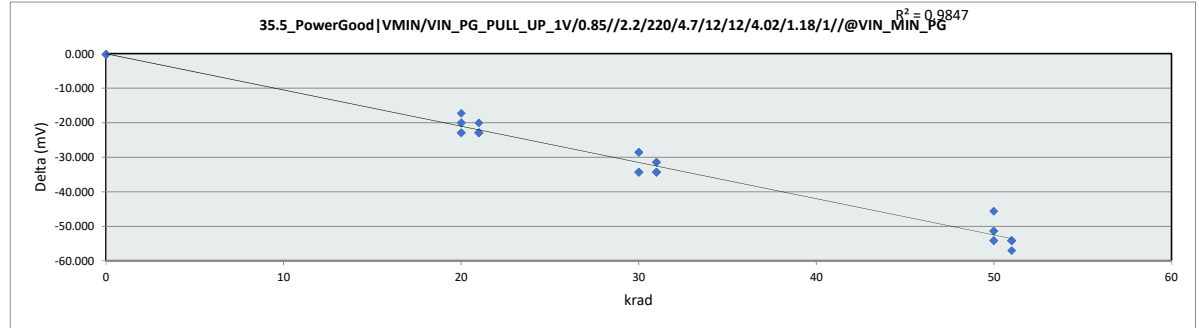
krad	0	20	21	30	31	50	51
LL	0.000	0.000	0.000	0.000	0.000	0.000	0.000
Min	118.810	117.568	116.917	116.481	115.818	115.187	114.222
Average	119.423	117.747	117.459	117.138	116.559	115.569	114.772
Max	120.012	118.163	118.233	118.208	117.573	116.003	115.225
UL	200.000	200.000	200.000	200.000	200.000	200.000	200.000



HDR Report  
TPS7H1111-SEP

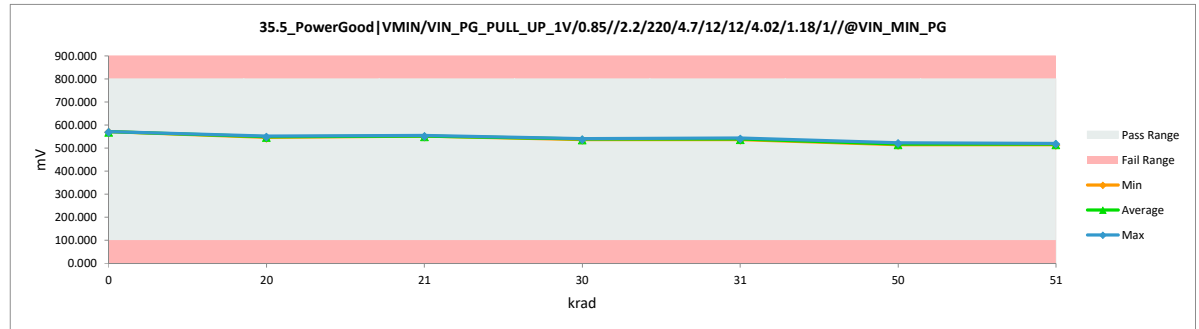
35.5_PowerGood VMIN/VIN_PG		
Test Site	Dallas	Dallas
Tester	ETS-364	ETS-364
Test Number	EB6938	EB6938
Unit	mV	mV
Max Limit	800	800
Min Limit	100	100

krad	Serial #	Pre	Post	Delta
21	1	571.405	551.505	-19.900
21	2	574.247	551.505	-22.742
21	3	574.247	551.505	-22.742
21	4	577.090	554.348	-22.742
21	5	574.247	551.505	-22.742
20	17	568.562	545.819	-22.743
20	19	571.405	548.662	-22.743
20	20	568.562	548.662	-19.900
20	21	571.405	551.505	-19.900
20	23	568.562	551.505	-17.057
31	6	571.405	537.291	-34.114
31	7	574.247	542.977	-31.270
31	8	571.405	537.291	-34.114
31	9	574.247	540.134	-34.113
31	10	571.405	540.134	-31.271
30	24	571.405	537.291	-34.114
30	25	571.405	537.291	-34.114
30	26	568.562	540.134	-28.428
30	27	574.247	540.134	-34.113
30	29	568.562	540.134	-28.428
51	11	571.405	517.391	-54.014
51	12	574.247	520.234	-54.013
51	13	571.405	517.391	-54.014
51	15	571.405	514.548	-56.857
51	16	574.247	520.234	-54.013
50	30	571.405	520.234	-51.171
50	32	568.562	517.391	-51.171
50	39	568.562	523.077	-45.485
50	40	568.562	514.548	-54.014
50	41	568.562	514.548	-54.014
0	61	571.405	571.405	0.000
0	62	571.405	571.405	0.000
0	63	571.405	571.405	0.000
0	64	571.405	571.405	0.000
Max		577.090	571.405	0.000
Average		571.488	540.134	-31.355
Min		568.562	514.548	-56.857
Std Dev		2.266	17.496	17.193



35.5_PowerGood VMIN/VIN_PG		
Test Site	Dallas	Dallas
Tester	ETS-364	ETS-364
Test Number	EB6938	EB6938
Max Limit	800	mV
Min Limit	100	mV

krad	0	20	21	30	31	50	51
LL	100.000	100.000	100.000	100.000	100.000	100.000	100.000
Min	571.405	545.819	551.505	537.291	537.291	514.548	514.548
Average	571.405	549.231	552.074	538.997	539.565	517.960	517.960
Max	571.405	551.505	554.348	540.134	542.977	523.077	520.234
UL	800.000	800.000	800.000	800.000	800.000	800.000	800.000

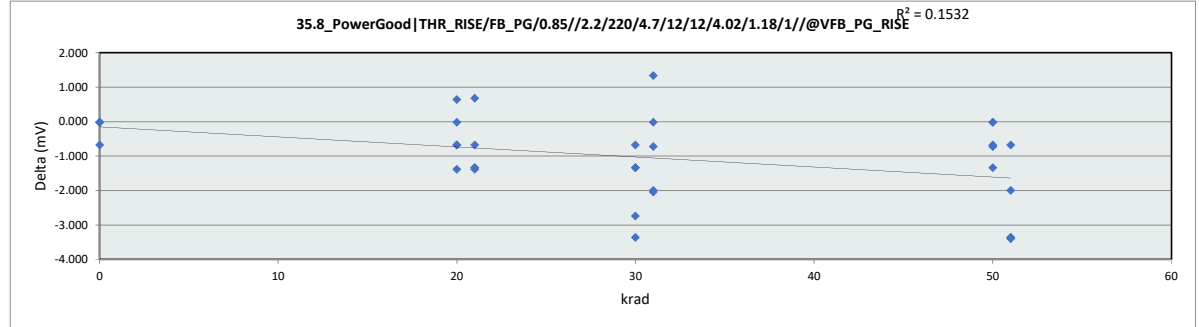


HDR Report  
TPS7H1111-SEP

35.8 PowerGood|THR\_RISE/FB

Test Site	Dallas	Dallas
Tester	ETS-364	ETS-364
Test Number	EB6938	EB6938
Unit	mV	mV
Max Limit	313	313
Min Limit	290	290

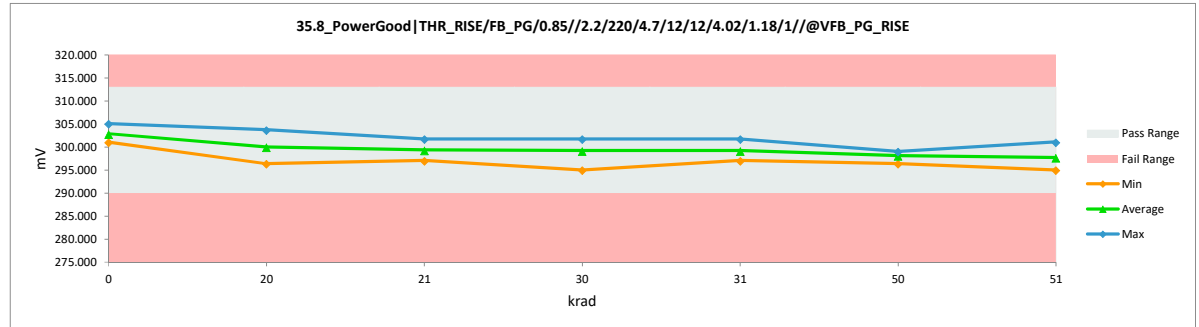
krad	Serial #	Pre	Post	Delta
21	1	299.070	297.751	-1.319
21	2	298.410	297.050	-1.360
21	3	303.068	301.749	-1.319
21	4	299.729	299.070	-0.659
21	5	300.389	301.089	0.700
20	17	300.389	299.729	-0.660
20	19	297.751	296.390	-1.361
20	20	303.068	303.727	0.659
20	21	303.068	302.408	-0.660
20	23	297.751	297.751	0.000
31	6	299.729	299.729	0.000
31	7	299.729	297.751	-1.978
31	8	301.749	299.729	-2.020
31	9	300.389	301.749	1.360
31	10	297.751	297.050	-0.701
30	24	304.428	301.089	-3.339
30	25	297.751	295.030	-2.721
30	26	299.729	299.070	-0.659
30	27	300.389	299.070	-1.319
30	29	303.068	301.749	-1.319
51	11	298.410	295.030	-3.380
51	12	303.068	301.089	-1.979
51	13	297.050	296.390	-0.660
51	15	302.408	299.070	-3.338
51	16	300.389	297.050	-3.339
50	30	299.070	299.070	0.000
50	32	299.729	299.070	-0.659
50	39	296.390	296.390	0.000
50	40	297.751	297.050	-0.701
50	41	300.389	299.070	-1.319
0	61	301.089	301.089	0.000
0	62	301.749	301.749	0.000
0	63	305.747	305.088	-0.659
0	64	303.727	303.727	0.000
Max		305.747	305.088	1.360
Average		300.423	299.402	-1.021
Min		296.390	295.030	-3.380
Std Dev		2.307	2.517	1.205



35.8 PowerGood|THR\_RISE/F

Test Site	Dallas
Tester	ETS-364
Test Number	EB6938
Max Limit	313 mV
Min Limit	290 mV

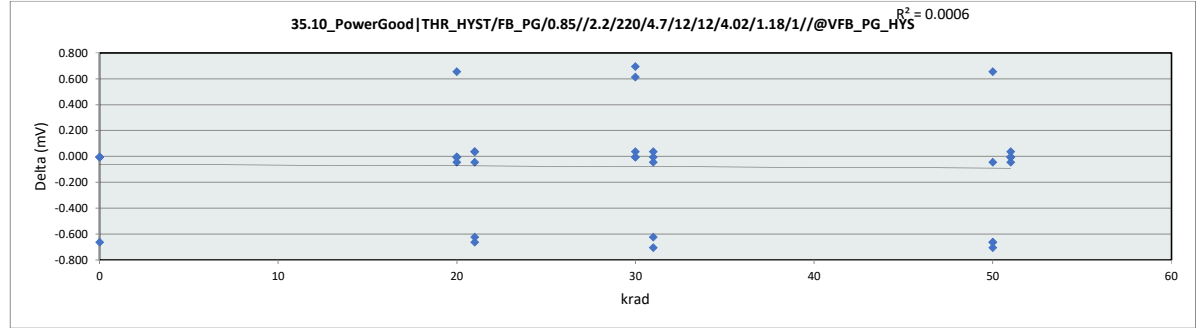
	0	20	21	30	31	50	51
LL	290.000	290.000	290.000	290.000	290.000	290.000	290.000
Min	301.089	296.390	297.050	295.030	297.050	296.390	295.030
Average	302.913	300.001	299.342	299.202	299.202	298.130	297.726
Max	305.088	303.727	301.749	301.749	301.749	299.070	301.089
UL	313.000	313.000	313.000	313.000	313.000	313.000	313.000



HDR Report  
TPS7H1111-SEP

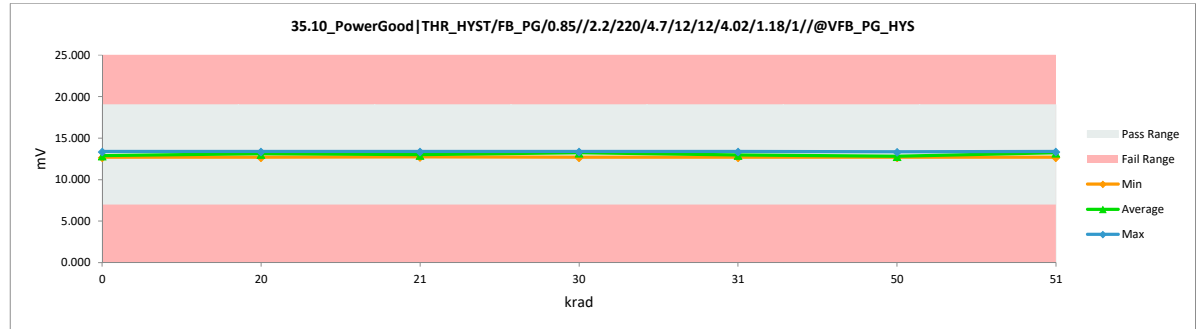
35.10_PowerGood THR_HYST/F		
Test Site	Dallas	Dallas
Tester	ETS-364	ETS-364
Test Number	EB6938	EB6938
Unit	mV	mV
Max Limit	19	19
Min Limit	7	7

krad	Serial #	Pre	Post	Delta
21	1	13.396	12.737	-0.659
21	2	13.396	13.355	-0.041
21	3	13.355	12.737	-0.618
21	4	13.355	13.396	0.041
21	5	12.696	12.737	0.041
20	17	13.355	13.355	0.000
20	19	12.737	12.696	-0.041
20	20	13.355	13.355	0.000
20	21	12.696	12.696	0.000
20	23	12.737	13.396	0.659
31	6	13.355	13.355	0.000
31	7	13.355	12.737	-0.618
31	8	12.737	12.696	-0.041
31	9	13.355	13.396	0.041
31	10	13.396	12.696	-0.700
30	24	13.396	13.396	0.000
30	25	12.737	13.355	0.618
30	26	12.696	13.396	0.700
30	27	12.696	12.696	0.000
30	29	13.355	13.396	0.041
51	11	12.737	12.696	-0.041
51	12	13.355	13.396	0.041
51	13	13.355	13.355	0.000
51	15	13.396	13.396	0.000
51	16	13.355	13.355	0.000
50	30	13.396	12.696	-0.700
50	32	13.355	12.696	-0.659
50	39	12.696	13.355	0.659
50	40	12.737	12.696	-0.041
50	41	13.355	12.696	-0.659
0	61	12.737	12.737	0.000
0	62	13.396	13.396	0.000
0	63	13.396	12.737	-0.659
0	64	12.696	12.696	0.000
Max		13.396	13.396	0.700
Average		13.121	13.044	-0.078
Min		12.696	12.696	-0.700
Std Dev		0.323	0.339	0.391



35.10_PowerGood THR_HYST/		
Test Site	Dallas	
Tester	ETS-364	
Test Number	EB6938	
Max Limit	19	mV
Min Limit	7	mV

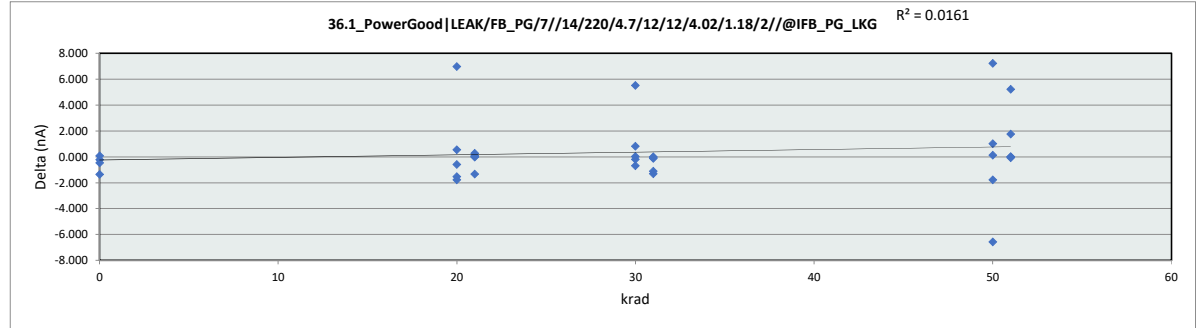
krad	0	20	21	30	31	50	51
LL	7.000	7.000	7.000	7.000	7.000	7.000	7.000
Min	12.696	12.696	12.737	12.696	12.696	12.696	12.696
Average	12.892	13.100	12.992	13.248	12.976	12.828	13.240
Max	13.396	13.396	13.396	13.396	13.396	13.355	13.396
UL	19.000	19.000	19.000	19.000	19.000	19.000	19.000



HDR Report  
TPS7H1111-SEP

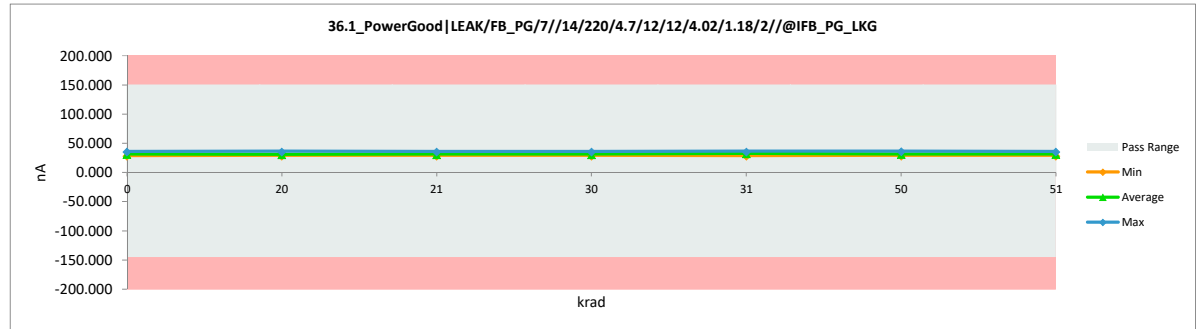
36.1_PowerGood LEAK/FB_PG/7		
Test Site	Dallas	Dallas
Tester	ETS-364	ETS-364
Test Number	EB6938	EB6938
Unit	nA	nA
Max Limit	150	150
Min Limit	-145	-145

krad	Serial #	Pre	Post	Delta
21	1	30.123	30.156	0.033
21	2	37.095	35.811	-1.284
21	3	30.639	30.971	0.332
21	4	28.954	29.074	0.120
21	5	30.185	30.255	0.070
20	17	30.448	28.974	-1.474
20	19	30.676	30.143	-0.533
20	20	29.117	36.135	7.018
20	21	30.348	30.946	0.598
20	23	30.726	28.999	-1.727
31	6	37.395	36.135	-1.260
31	7	30.939	30.871	-0.068
31	8	29.079	29.124	0.045
31	9	30.160	30.143	-0.017
31	10	37.258	36.198	-1.060
30	24	29.079	29.956	0.877
30	25	30.335	35.898	5.563
30	26	30.739	30.821	0.082
30	27	29.192	29.037	-0.155
30	29	30.689	30.056	-0.633
51	11	30.889	30.933	0.044
51	12	29.067	29.112	0.045
51	13	30.135	30.106	-0.029
51	15	30.689	35.960	5.271
51	16	29.104	30.908	1.804
50	30	29.154	36.435	7.281
50	32	30.714	30.883	0.169
50	39	37.395	30.883	-6.512
50	40	30.714	28.987	-1.727
50	41	29.067	30.143	1.076
0	61	30.373	30.205	-0.168
0	62	37.308	35.998	-1.310
0	63	30.626	30.746	0.120
0	64	29.242	28.837	-0.405
Max		37.395	36.435	7.281
Average		31.107	31.466	0.358
Min		28.954	28.837	-6.512
Std Dev		2.690	2.681	2.581



36.1_PowerGood LEAK/FB_PG/7		
Test Site	Dallas	Dallas
Tester	ETS-364	ETS-364
Test Number	EB6938	EB6938
Max Limit	150	nA
Min Limit	-145	nA

krad	0	20	21	30	31	50	51
LL	-145.000	-145.000	-145.000	-145.000	-145.000	-145.000	-145.000
Min	28.837	28.974	29.074	29.037	29.124	28.987	29.112
Average	31.447	31.039	31.253	31.154	32.494	31.466	31.404
Max	35.998	36.135	35.811	35.898	36.198	36.435	35.960
UL	150.000	150.000	150.000	150.000	150.000	150.000	150.000

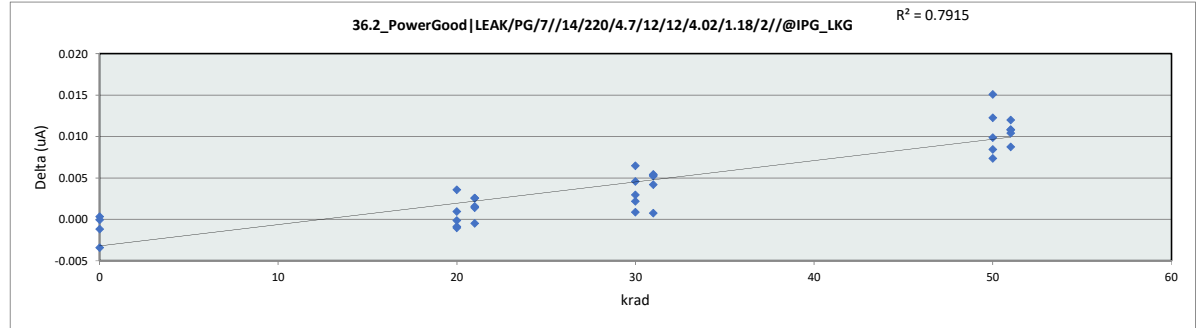


HDR Report  
TPS7H1111-SEP

36.2\_PowerGood|LEAK/PG/7/14/220/4.7/12/12/4.02/1.18/2//@IPG\_LKG

Test Site	Dallas	Dallas
Tester	ETS-364	ETS-364
Test Number	EB6938	EB6938
Unit	uA	uA
Max Limit	2	2
Min Limit	-1.9	-1.9

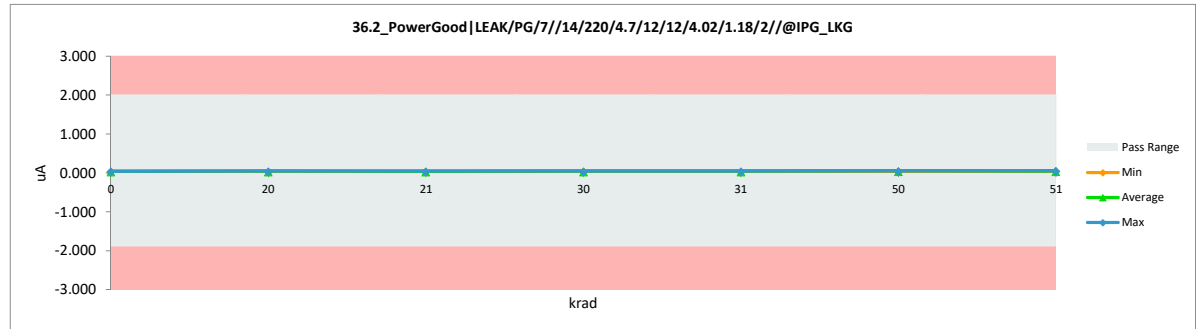
krad	Serial #	Pre	Post	Delta
21	1	0.040	0.042	0.002
21	2	0.038	0.041	0.003
21	3	0.041	0.040	0.000
21	4	0.038	0.040	0.003
21	5	0.040	0.041	0.002
20	17	0.041	0.041	0.000
20	19	0.041	0.042	0.001
20	20	0.039	0.042	0.004
20	21	0.041	0.040	-0.001
20	23	0.042	0.041	-0.001
31	6	0.039	0.044	0.005
31	7	0.040	0.041	0.001
31	8	0.038	0.043	0.005
31	9	0.040	0.044	0.004
31	10	0.038	0.044	0.006
30	24	0.038	0.045	0.007
30	25	0.041	0.044	0.003
30	26	0.042	0.043	0.001
30	27	0.038	0.043	0.005
30	29	0.042	0.044	0.002
51	11	0.042	0.051	0.009
51	12	0.038	0.050	0.012
51	13	0.043	0.054	0.011
51	15	0.041	0.052	0.010
51	16	0.038	0.049	0.011
50	30	0.038	0.050	0.012
50	32	0.043	0.050	0.007
50	39	0.039	0.047	0.009
50	40	0.041	0.051	0.010
50	41	0.038	0.053	0.015
0	61	0.040	0.039	-0.001
0	62	0.039	0.039	0.000
0	63	0.041	0.038	-0.003
0	64	0.038	0.038	0.000
Max		0.043	0.054	0.015
Average		0.040	0.044	0.004
Min		0.038	0.038	-0.003
Std Dev		0.002	0.005	0.005



36.2\_PowerGood|LEAK/PG/7/14/220/4.7/12/12/4.02/1.18/2//@IPG\_LKG

Test Site	Dallas
Tester	ETS-364
Test Number	EB6938
Max Limit	2 uA
Min Limit	-1.9 uA

	0	20	21	30	31	50	51
LL	-1.900	-1.900	-1.900	-1.900	-1.900	-1.900	-1.900
Min	0.038	0.040	0.040	0.043	0.041	0.047	0.049
Average	0.038	0.041	0.041	0.044	0.043	0.050	0.051
Max	0.039	0.042	0.042	0.045	0.044	0.053	0.054
UL	2.000	2.000	2.000	2.000	2.000	2.000	2.000

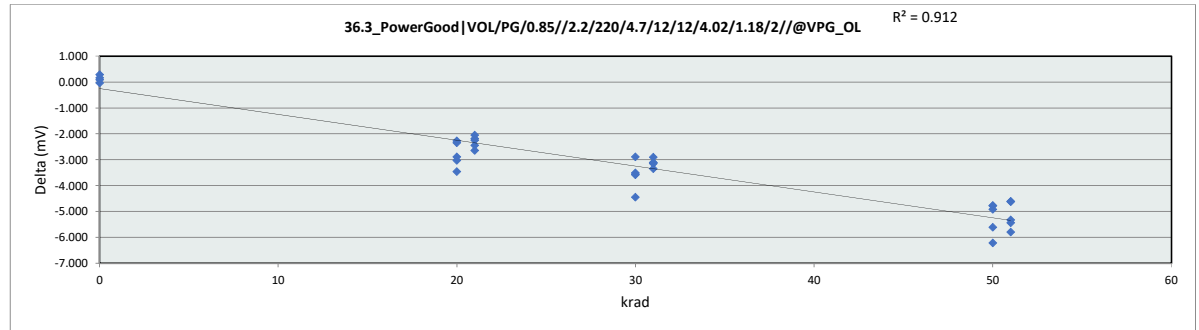


HDR Report  
TPS7H1111-SEP

**36.3\_PowerGood|VOL/PG/0.85/**

Test Site	Dallas	Dallas
Tester	ETS-364	ETS-364
Test Number	EB6938	EB6938
Unit	mV	mV
Max Limit	200	200
Min Limit	0	0

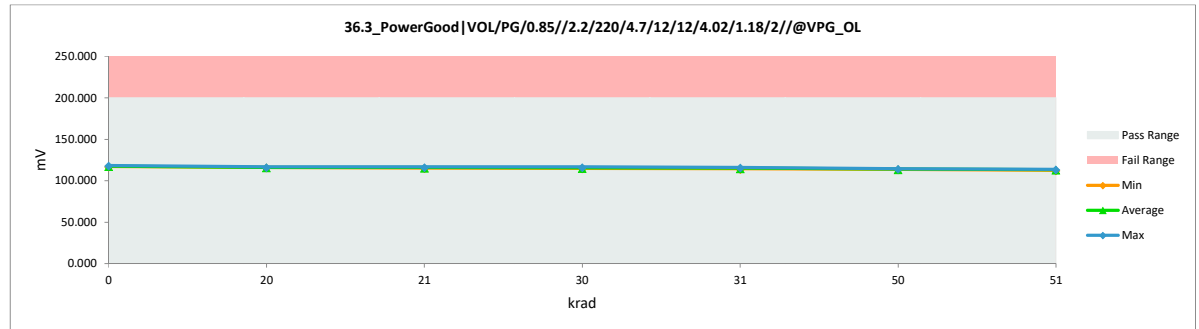
krad	Serial #	Pre	Post	Delta
21	1	117.847	115.689	-2.158
21	2	118.027	115.407	-2.620
21	3	117.487	115.263	-2.224
21	4	118.403	115.979	-2.424
21	5	118.547	116.519	-2.028
20	17	119.056	116.054	-3.002
20	19	118.148	115.899	-2.249
20	20	118.843	115.981	-2.862
20	21	119.346	115.918	-3.428
20	23	118.814	116.489	-2.325
31	6	118.332	115.007	-3.325
31	7	117.257	114.169	-3.088
31	8	117.793	114.665	-3.128
31	9	118.802	115.929	-2.873
31	10	117.963	114.872	-3.091
30	24	118.798	115.320	-3.478
30	25	119.251	114.832	-4.419
30	26	118.889	115.358	-3.531
30	27	118.943	115.380	-3.563
30	29	119.389	116.524	-2.865
51	11	117.452	112.855	-4.597
51	12	117.833	113.246	-4.587
51	13	119.066	113.656	-5.410
51	15	117.943	112.643	-5.300
51	16	119.318	113.545	-5.773
50	30	119.168	113.578	-5.590
50	32	120.480	114.284	-6.196
50	39	119.152	114.394	-4.758
50	40	118.503	113.761	-4.742
50	41	118.613	113.721	-4.892
0	61	118.102	118.288	0.186
0	62	117.977	117.970	-0.007
0	63	116.782	117.087	0.305
0	64	117.354	117.468	0.114
	Max	120.480	118.288	0.305
	Average	118.461	115.228	-3.233
	Min	116.782	112.643	-6.196
	Std Dev	0.770	1.413	1.700



**36.3\_PowerGood|VOL/PG/0.85/**

Test Site	Dallas
Tester	ETS-364
Test Number	EB6938
Max Limit	200 mV
Min Limit	0 mV

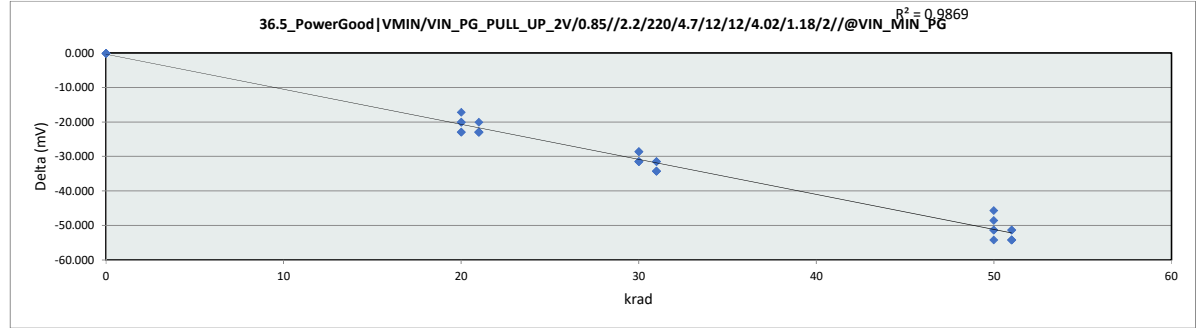
krad	0	20	21	30	31	50	51
LL	0.000	0.000	0.000	0.000	0.000	0.000	0.000
Min	117.087	115.899	115.263	114.832	114.169	113.578	112.643
Average	117.703	116.068	115.771	115.483	114.928	113.948	113.189
Max	118.288	116.489	116.519	116.524	115.929	114.394	113.656
UL	200.000	200.000	200.000	200.000	200.000	200.000	200.000



HDR Report  
TPS7H1111-SEP

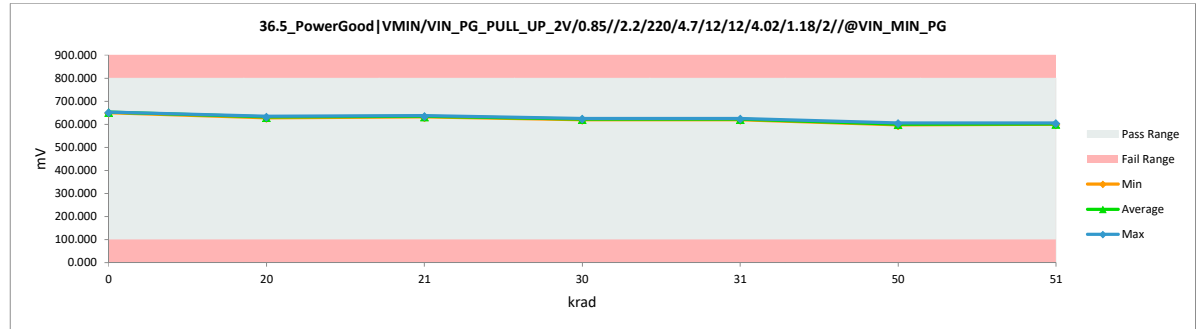
36.5_PowerGood VMIN/VIN_PG		
Test Site	Dallas	Dallas
Tester	ETS-364	ETS-364
Test Number	EB6938	EB6938
Unit	mV	mV
Max Limit	800	800
Min Limit	100	100

krad	Serial #	Pre	Post	Delta
21	1	653.846	631.104	-22.742
21	2	653.846	633.946	-19.900
21	3	656.689	633.946	-22.743
21	4	659.532	636.789	-22.743
21	5	656.689	633.946	-22.743
20	17	651.003	628.261	-22.742
20	19	653.846	631.104	-22.742
20	20	651.003	631.104	-19.899
20	21	653.846	633.946	-19.900
20	23	651.003	633.946	-17.057
31	6	653.846	619.732	-34.114
31	7	656.689	625.418	-31.271
31	8	653.846	619.732	-34.114
31	9	656.689	622.575	-34.114
31	10	653.846	622.575	-31.271
30	24	651.003	619.732	-31.271
30	25	653.846	622.575	-31.271
30	26	651.003	622.575	-28.428
30	27	656.689	625.418	-31.271
30	29	651.003	622.575	-28.428
51	11	653.846	599.833	-54.013
51	12	656.689	602.676	-54.013
51	13	651.003	599.833	-51.170
51	15	653.846	599.833	-54.013
51	16	656.689	605.518	-51.171
50	30	653.846	602.676	-51.170
50	32	651.003	602.676	-48.327
50	39	651.003	605.518	-45.485
50	40	648.161	596.990	-51.171
50	41	651.003	596.990	-54.013
0	61	653.846	653.846	0.000
0	62	653.846	653.846	0.000
0	63	651.003	651.003	0.000
0	64	653.846	653.846	0.000
Max		659.532	653.846	0.000
Average		653.512	622.826	-30.686
Min		648.161	596.990	-54.013
Std Dev		2.501	16.976	16.617



36.5_PowerGood VMIN/VIN_PG		
Test Site	Dallas	
Tester	ETS-364	
Test Number	EB6938	
Max Limit	800	mV
Min Limit	100	mV

krad	0	20	21	30	31	50	51
LL	100.000	100.000	100.000	100.000	100.000	100.000	100.000
Min	651.003	628.261	631.104	619.732	619.732	596.990	599.833
Average	653.135	631.672	633.946	622.575	622.006	600.970	601.539
Max	653.846	633.946	636.789	625.418	625.418	605.518	605.518
UL	800.000	800.000	800.000	800.000	800.000	800.000	800.000

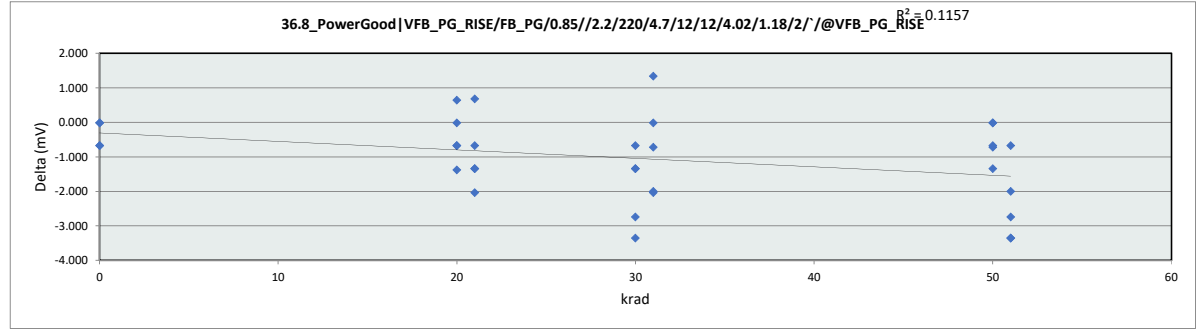




HDR Report  
TPS7H1111-SEP

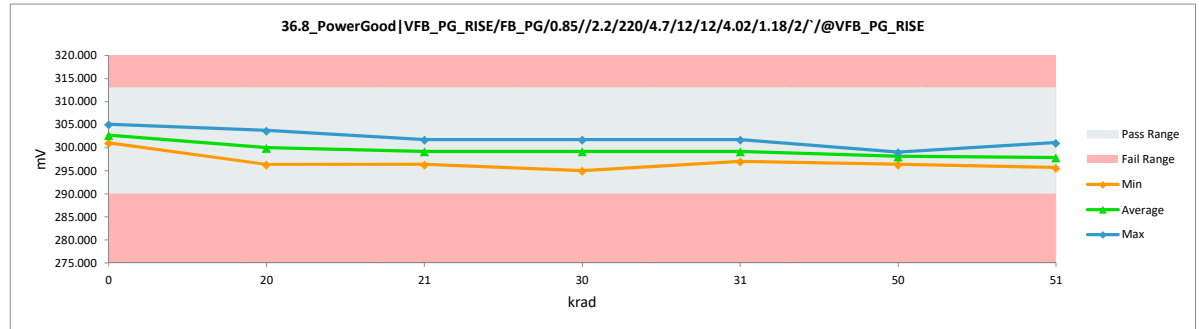
36.8 PowerGood VFB_PG_RISE		
Test Site	Dallas	Dallas
Tester	ETS-364	ETS-364
Test Number	EB6938	EB6938
Unit	mV	mV
Max Limit	313	313
Min Limit	290	290

krad	Serial #	Pre	Post	Delta
21	1	299.070	297.751	-1.319
21	2	298.410	296.390	-2.020
21	3	303.068	301.749	-1.319
21	4	299.729	299.070	-0.659
21	5	300.389	301.089	0.700
20	17	300.389	299.729	-0.660
20	19	297.751	296.390	-1.361
20	20	303.068	303.727	0.659
20	21	303.068	302.408	-0.660
20	23	297.751	297.751	0.000
31	6	299.729	299.729	0.000
31	7	299.729	297.751	-1.978
31	8	301.749	299.729	-2.020
31	9	300.389	301.749	1.360
31	10	297.751	297.050	-0.701
30	24	304.428	301.089	-3.339
30	25	297.751	295.030	-2.721
30	26	299.729	299.070	-0.659
30	27	300.389	299.070	-1.319
30	29	303.068	301.749	-1.319
51	11	298.410	295.690	-2.720
51	12	303.068	301.089	-1.979
51	13	297.050	296.390	-0.660
51	15	302.408	299.070	-3.338
51	16	300.389	297.050	-3.339
50	30	299.070	299.070	0.000
50	32	299.729	299.070	-0.659
50	39	296.390	296.390	0.000
50	40	297.751	297.050	-0.701
50	41	300.389	299.070	-1.319
0	61	301.089	301.089	0.000
0	62	301.749	301.089	-0.660
0	63	305.747	305.088	-0.659
0	64	303.727	303.727	0.000
<b>Max</b>		305.747	305.088	1.360
<b>Average</b>		300.423	299.382	-1.040
<b>Min</b>		296.390	295.030	-3.339
<b>Std Dev</b>		2.307	2.490	1.171



36.8 PowerGood VFB_PG_RISE		
Test Site	Dallas	Dallas
Tester	ETS-364	ETS-364
Test Number	EB6938	EB6938
Max Limit	313	mV
Min Limit	290	mV

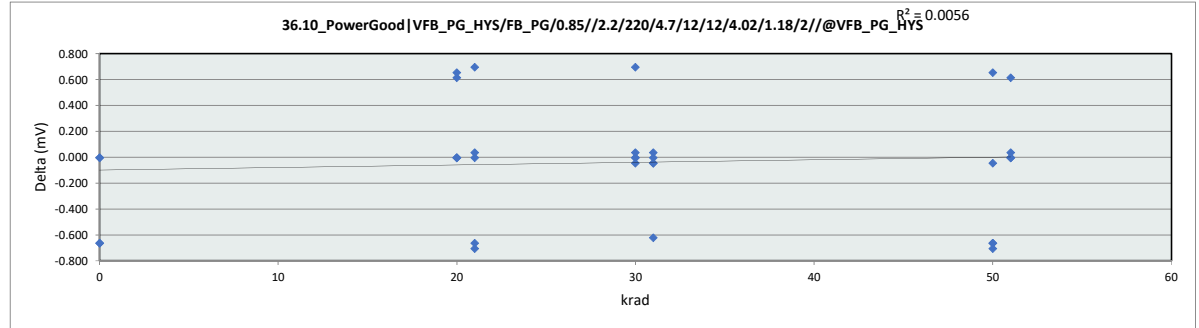
krad	0	20	21	30	31	50	51
LL	290.000	290.000	290.000	290.000	290.000	290.000	290.000
Min	301.089	296.390	296.390	295.030	297.050	296.390	295.690
Average	302.748	300.001	299.210	299.202	299.202	298.130	297.858
Max	305.088	303.727	301.749	301.749	301.749	299.070	301.089
UL	313.000	313.000	313.000	313.000	313.000	313.000	313.000



HDR Report  
TPS7H1111-SEP

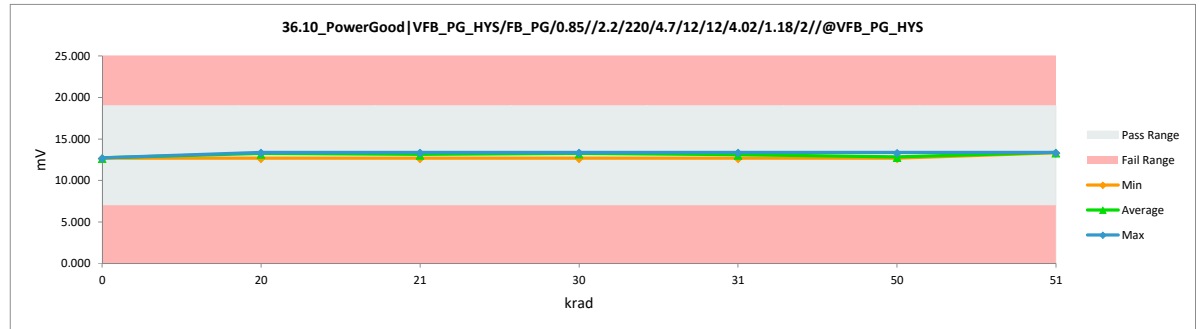
36.10_PowerGood VFB_PG_HYS		
Test Site	Dallas	Dallas
Tester	ETS-364	ETS-364
Test Number	EB6938	EB6938
Unit	mV	mV
Max Limit	19	19
Min Limit	7	7

krad	Serial #	Pre	Post	Delta
21	1	13.396	13.396	0.000
21	2	13.396	12.696	-0.700
21	3	13.355	13.396	0.041
21	4	13.355	12.696	-0.659
21	5	12.696	13.396	0.700
20	17	13.355	13.355	0.000
20	19	12.737	13.355	0.618
20	20	13.355	13.355	0.000
20	21	12.696	12.696	0.000
20	23	12.737	13.396	0.659
31	6	13.355	13.355	0.000
31	7	13.355	12.737	-0.618
31	8	12.737	12.696	-0.041
31	9	13.355	13.396	0.041
31	10	13.396	13.355	-0.041
30	24	13.396	13.396	0.000
30	25	13.396	13.355	-0.041
30	26	12.696	13.396	0.700
30	27	12.696	12.696	0.000
30	29	13.355	13.396	0.041
51	11	12.737	13.355	0.618
51	12	13.355	13.396	0.041
51	13	13.355	13.355	0.000
51	15	13.396	13.396	0.000
51	16	13.355	13.355	0.000
50	30	13.396	12.696	-0.700
50	32	13.355	12.696	-0.659
50	39	12.696	13.355	0.659
50	40	12.737	12.696	-0.041
50	41	13.355	12.696	-0.659
0	61	12.737	12.737	0.000
0	62	13.396	12.737	-0.659
0	63	13.396	12.737	-0.659
0	64	12.696	12.696	0.000
Max		13.396	13.396	0.700
Average		13.140	13.101	-0.040
Min		12.696	12.696	-0.700
Std Dev		0.319	0.334	0.430



36.10_PowerGood VFB_PG_HYS		
Test Site	Dallas	Dallas
Tester	ETS-364	ETS-364
Test Number	EB6938	EB6938
Max Limit	19	mV
Min Limit	7	mV

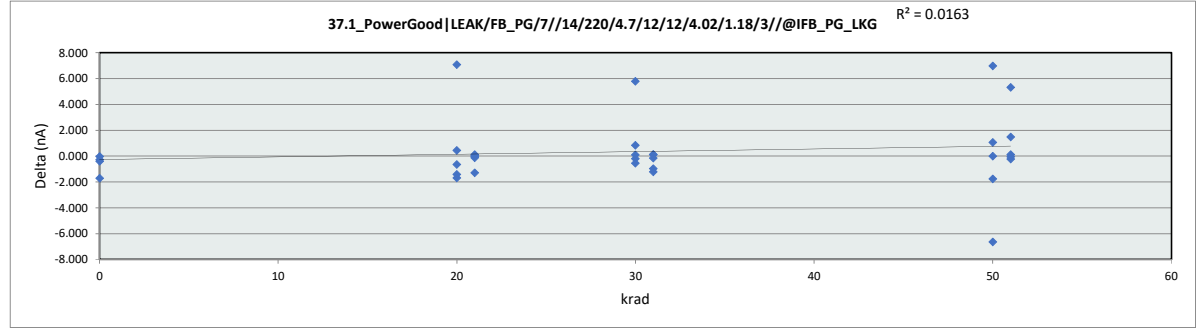
krad	0	20	21	30	31	50	51
LL	7.000	7.000	7.000	7.000	7.000	7.000	7.000
Min	12.696	12.696	12.696	12.696	12.696	12.696	13.355
Average	12.727	13.231	13.116	13.248	13.108	12.828	13.371
Max	12.737	13.396	13.396	13.396	13.396	13.355	13.396
UL	19.000	19.000	19.000	19.000	19.000	19.000	19.000



HDR Report  
TPS7H1111-SEP

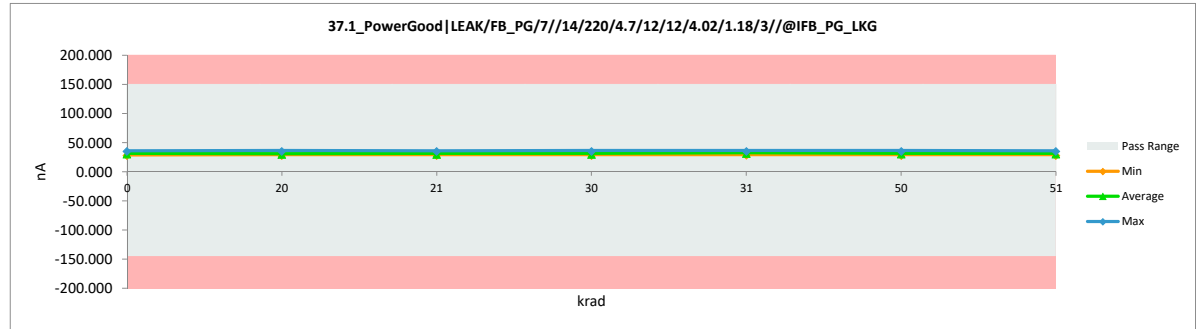
37.1_PowerGood LEAK/FB_PG/7		
Test Site	Dallas	Dallas
Tester	ETS-364	ETS-364
Test Number	EB6938	EB6938
Unit	nA	nA
Max Limit	150	150
Min Limit	-145	-145

krad	Serial #	Pre	Post	Delta
21	1	30.123	30.205	0.082
21	2	37.170	35.923	-1.247
21	3	30.714	30.759	0.045
21	4	29.054	28.974	-0.080
21	5	30.148	30.318	0.170
20	17	30.298	28.924	-1.374
20	19	30.714	30.106	-0.608
20	20	29.092	36.223	7.131
20	21	30.285	30.784	0.499
20	23	30.626	28.999	-1.627
31	6	37.158	36.235	-0.923
31	7	30.714	30.883	0.169
31	8	28.954	29.124	0.170
31	9	30.198	30.106	-0.092
31	10	37.208	36.035	-1.173
30	24	29.129	30.018	0.889
30	25	30.198	36.048	5.850
30	26	30.689	30.846	0.157
30	27	29.067	28.924	-0.143
30	29	30.639	30.143	-0.496
51	11	30.664	30.846	0.182
51	12	29.129	28.949	-0.180
51	13	30.135	30.131	-0.004
51	15	30.526	35.886	5.360
51	16	29.217	30.746	1.529
50	30	29.217	36.235	7.018
50	32	30.801	30.858	0.057
50	39	37.370	30.771	-6.599
50	40	30.726	29.024	-1.702
50	41	28.979	30.081	1.102
0	61	30.448	30.093	-0.355
0	62	37.495	35.823	-1.672
0	63	30.726	30.759	0.033
0	64	29.104	28.887	-0.217
Max		37.495	36.235	7.131
Average		31.080	31.431	0.352
Min		28.954	28.887	-6.599
Std Dev		2.694	2.685	2.594



37.1_PowerGood LEAK/FB_PG/7		
Test Site	Dallas	
Tester	ETS-364	
Test Number	EB6938	
Max Limit	150	nA
Min Limit	-145	nA

krad	0	20	21	30	31	50	51
LL	-145.000	-145.000	-145.000	-145.000	-145.000	-145.000	-145.000
Min	28.887	28.924	28.974	28.924	29.124	29.024	28.949
Average	31.391	31.007	31.236	31.196	32.477	31.394	31.312
Max	35.823	36.223	35.923	36.048	36.235	36.235	35.886
UL	150.000	150.000	150.000	150.000	150.000	150.000	150.000

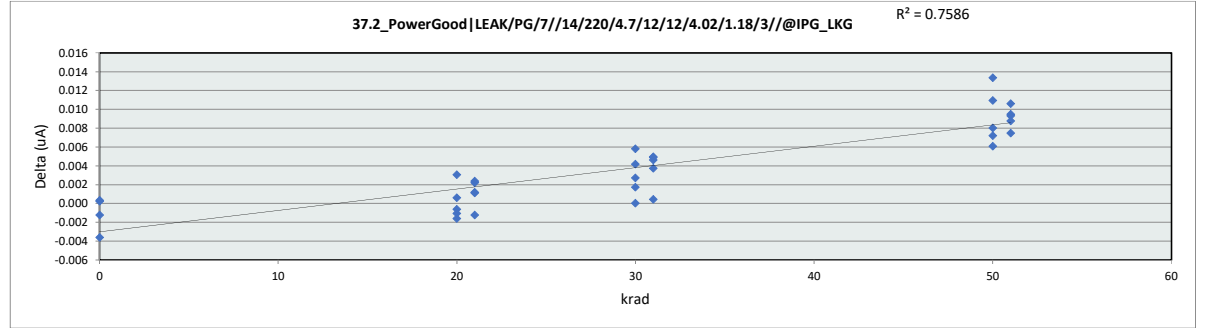


HDR Report  
TPS7H1111-SEP

37.2\_PowerGood|LEAK/PG/7/1/1

Test Site	Dallas	Dallas
Tester	ETS-364	ETS-364
Test Number	EB6938	EB6938
Unit	uA	uA
Max Limit	2	2
Min Limit	-1.9	-1.9

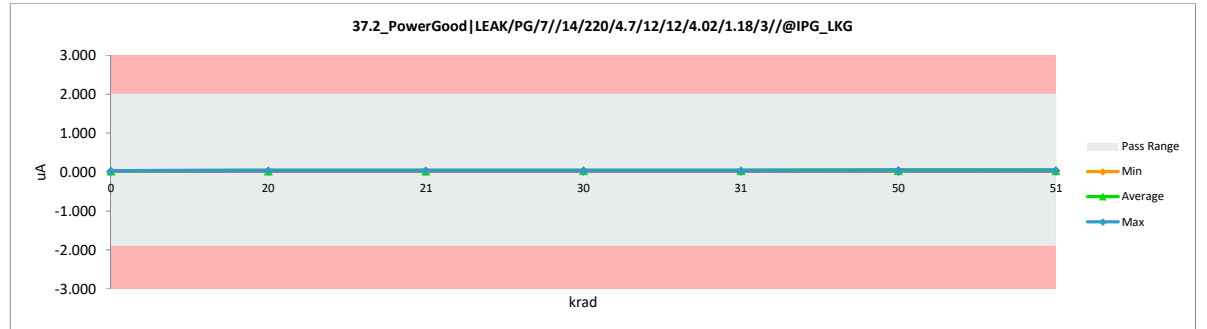
krad	Serial #	Pre	Post	Delta
21	1	0.040	0.041	0.001
21	2	0.038	0.040	0.002
21	3	0.041	0.039	-0.001
21	4	0.037	0.040	0.002
21	5	0.040	0.041	0.001
20	17	0.041	0.040	-0.001
20	19	0.041	0.042	0.001
20	20	0.038	0.041	0.003
20	21	0.041	0.040	-0.001
20	23	0.042	0.040	-0.002
31	6	0.038	0.043	0.005
31	7	0.040	0.041	0.001
31	8	0.038	0.042	0.005
31	9	0.040	0.044	0.004
31	10	0.038	0.043	0.005
30	24	0.038	0.044	0.006
30	25	0.041	0.043	0.003
30	26	0.041	0.041	0.000
30	27	0.038	0.042	0.004
30	29	0.041	0.043	0.002
51	11	0.041	0.049	0.008
51	12	0.037	0.048	0.011
51	13	0.043	0.052	0.010
51	15	0.041	0.050	0.009
51	16	0.038	0.047	0.009
50	30	0.038	0.049	0.011
50	32	0.042	0.048	0.006
50	39	0.038	0.046	0.007
50	40	0.041	0.049	0.008
50	41	0.038	0.051	0.013
0	61	0.040	0.039	-0.001
0	62	0.038	0.038	0.000
0	63	0.041	0.037	-0.004
0	64	0.037	0.038	0.000
Max		0.043	0.052	0.013
Average		0.040	0.043	0.004
Min		0.037	0.037	-0.004
Std Dev		0.002	0.004	0.004



37.2\_PowerGood|LEAK/PG/7/1/1

Test Site	Dallas
Tester	ETS-364
Test Number	EB6938
Max Limit	2 uA
Min Limit	-1.9 uA

	0	20	21	30	31	50	51
LL	-1.900	-1.900	-1.900	-1.900	-1.900	-1.900	-1.900
Min	0.037	0.040	0.039	0.041	0.041	0.046	0.047
Average	0.038	0.041	0.040	0.043	0.043	0.049	0.049
Max	0.039	0.042	0.041	0.044	0.044	0.051	0.052
UL	2.000	2.000	2.000	2.000	2.000	2.000	2.000

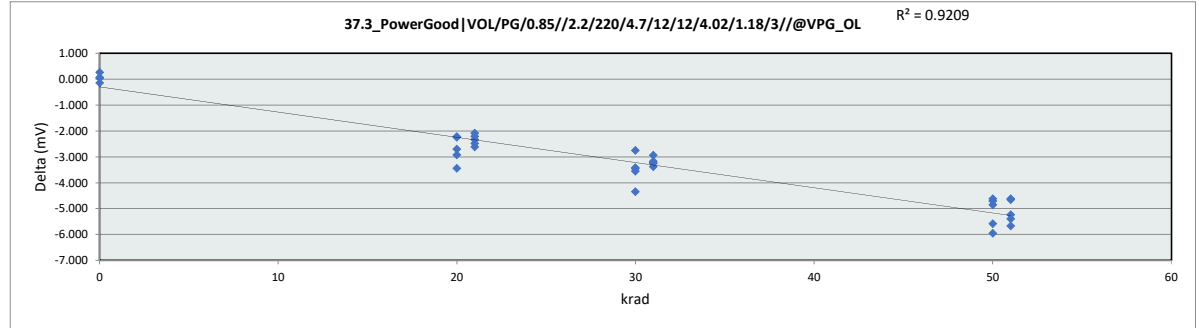


HDR Report  
TPS7H1111-SEP

37.3\_PowerGood|VOL/PG/0.85/

Test Site	Dallas	Dallas
Tester	ETS-364	ETS-364
Test Number	EB6938	EB6938
Unit	mV	mV
Max Limit	200	200
Min Limit	0	0

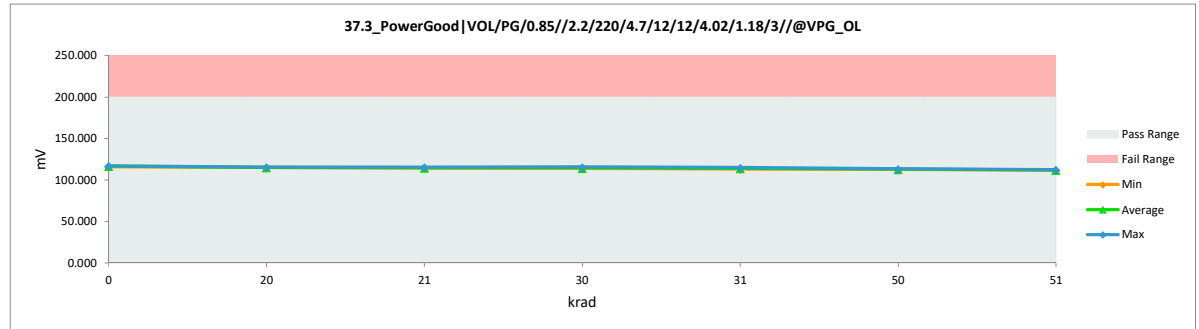
krad	Serial #	Pre	Post	Delta
21	1	116.917	114.730	-2.187
21	2	117.093	114.497	-2.596
21	3	116.617	114.314	-2.303
21	4	117.498	115.045	-2.453
21	5	117.627	115.564	-2.063
20	17	118.017	115.120	-2.897
20	19	117.122	114.930	-2.192
20	20	117.748	115.077	-2.671
20	21	118.342	114.918	-3.424
20	23	117.788	115.565	-2.223
31	6	117.458	114.097	-3.361
31	7	116.351	113.210	-3.141
31	8	116.904	113.701	-3.203
31	9	117.902	114.995	-2.907
31	10	117.118	113.897	-3.221
30	24	117.783	114.390	-3.393
30	25	118.197	113.877	-4.320
30	26	117.863	114.429	-3.434
30	27	117.973	114.446	-3.527
30	29	118.338	115.609	-2.729
51	11	116.582	111.956	-4.626
51	12	116.924	112.327	-4.597
51	13	118.047	112.681	-5.366
51	15	116.942	111.734	-5.208
51	16	118.273	112.635	-5.638
50	30	118.213	112.653	-5.560
50	32	119.314	113.390	-5.924
50	39	118.147	113.465	-4.682
50	40	117.487	112.897	-4.590
50	41	117.573	112.751	-4.822
0	61	117.197	117.288	0.091
0	62	117.113	116.996	-0.117
0	63	115.886	116.172	0.286
0	64	116.454	116.519	0.065
Max		119.314	117.288	0.286
Average		117.494	114.290	-3.204
Min		115.886	111.734	-5.924
Std Dev		0.712	1.401	1.649



37.3\_PowerGood|VOL/PG/0.85/

Test Site	Dallas
Tester	ETS-364
Test Number	EB6938
Max Limit	200 mV
Min Limit	0 mV

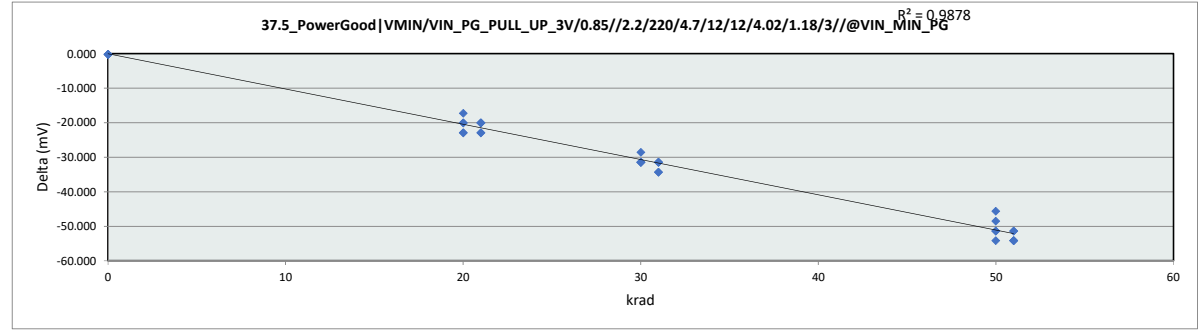
krad	0	20	21	30	31	50	51
LL	0.000	0.000	0.000	0.000	0.000	0.000	0.000
Min	116.172	114.918	114.314	113.877	113.210	112.653	111.734
Average	116.744	115.122	114.830	114.550	113.980	113.031	112.267
Max	117.288	115.565	115.564	115.609	114.995	113.465	112.681
UL	200.000	200.000	200.000	200.000	200.000	200.000	200.000



HDR Report  
TPS7H1111-SEP

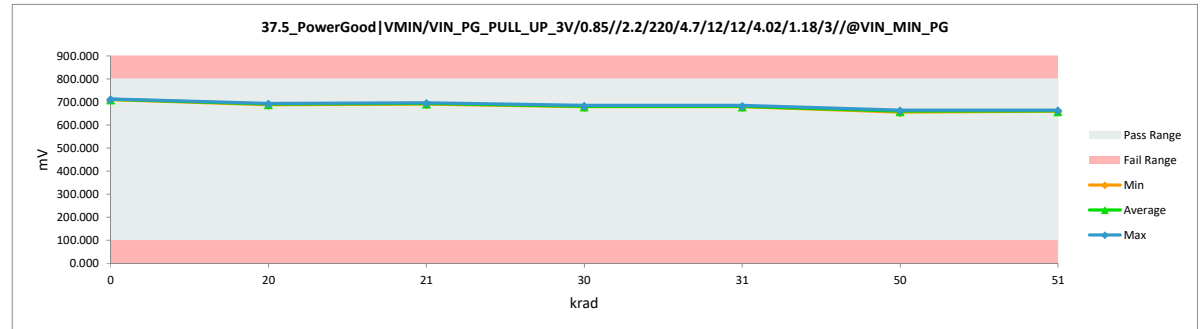
37.5 PowerGood VMIN/VIN_PG		
Test Site	Dallas	Dallas
Tester	ETS-364	ETS-364
Test Number	EB6938	EB6938
Unit	mV	mV
Max Limit	800	800
Min Limit	100	100

krad	Serial #	Pre	Post	Delta
21	1	713.545	690.803	-22.742
21	2	713.545	693.645	-19.900
21	3	713.545	693.645	-19.900
21	4	719.231	696.488	-22.743
21	5	713.545	693.645	-19.900
20	17	710.702	687.960	-22.742
20	19	713.545	690.803	-22.742
20	20	710.702	690.803	-19.899
20	21	713.545	693.645	-19.900
20	23	710.702	693.645	-17.057
31	6	710.702	679.431	-31.271
31	7	716.388	685.117	-31.271
31	8	713.545	679.431	-34.114
31	9	716.388	682.274	-34.114
31	10	713.545	682.274	-31.271
30	24	710.702	679.431	-31.271
30	25	713.545	682.274	-31.271
30	26	710.702	679.431	-31.271
30	27	716.388	685.117	-31.271
30	29	710.702	682.274	-28.428
51	11	713.545	659.532	-54.013
51	12	716.388	662.375	-54.013
51	13	710.702	659.532	-51.170
51	15	713.545	659.532	-54.013
51	16	716.388	665.217	-51.171
50	30	713.545	662.375	-51.170
50	32	710.702	662.375	-48.327
50	39	710.702	665.217	-45.485
50	40	707.860	656.689	-51.171
50	41	710.702	656.689	-54.013
0	61	713.545	713.545	0.000
0	62	713.545	713.545	0.000
0	63	710.702	710.702	0.000
0	64	710.702	710.702	0.000
Max	719.231	713.545	0.000	
Average	712.876	682.358	-30.518	
Min	707.860	656.689	-54.013	
Std Dev	2.430	16.832	16.698	



37.5 PowerGood VMIN/VIN_PG		
Test Site	Dallas	Dallas
Tester	ETS-364	ETS-364
Test Number	EB6938	EB6938
Max Limit	800	mV
Min Limit	100	mV

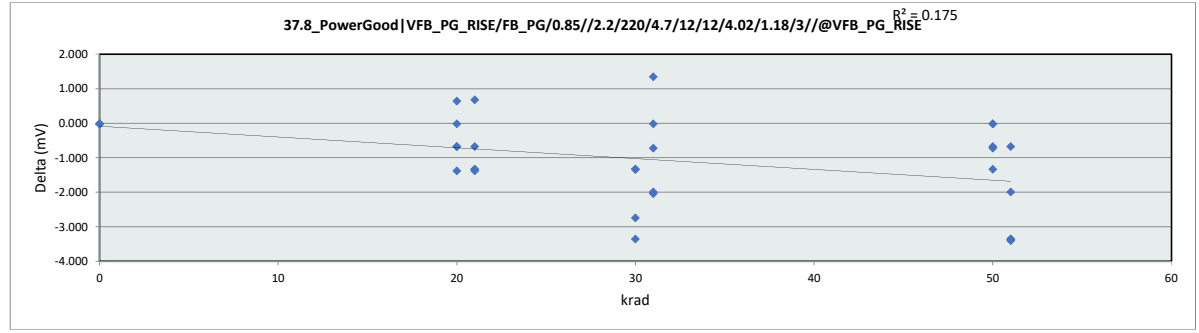
krad	0	20	21	30	31	50	51
LL	100.000	100.000	100.000	100.000	100.000	100.000	100.000
Min	710.702	687.960	690.803	679.431	679.431	656.689	659.532
Average	712.124	691.371	693.645	681.705	681.705	660.669	661.238
Max	713.545	693.645	696.488	685.117	685.117	665.217	665.217
UL	800.000	800.000	800.000	800.000	800.000	800.000	800.000



HDR Report  
TPS7H1111-SEP

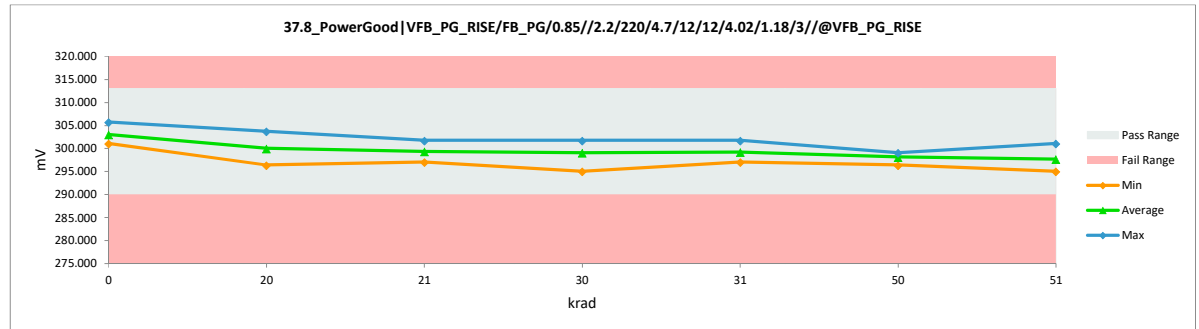
37.8_PowerGood VFB_PG_RISE		
Test Site	Dallas	Dallas
Tester	ETS-364	ETS-364
Test Number	EB6938	EB6938
Unit	mV	mV
Max Limit	313	313
Min Limit	290	290

krad	Serial #	Pre	Post	Delta
21	1	299.070	297.751	-1.319
21	2	298.410	297.050	-1.360
21	3	303.068	301.749	-1.319
21	4	299.729	299.070	-0.659
21	5	300.389	301.089	0.700
20	17	300.389	299.729	-0.660
20	19	297.751	296.390	-1.361
20	20	303.068	303.727	0.659
20	21	303.068	302.408	-0.660
20	23	297.751	297.751	0.000
31	6	299.729	299.729	0.000
31	7	299.729	297.751	-1.978
31	8	301.749	299.729	-2.020
31	9	300.389	301.749	1.360
31	10	297.751	297.050	-0.701
30	24	304.428	301.089	-3.339
30	25	297.751	295.030	-2.721
30	26	299.729	298.410	-1.319
30	27	300.389	299.070	-1.319
30	29	303.068	301.749	-1.319
51	11	298.410	295.030	-3.380
51	12	303.068	301.089	-1.979
51	13	297.050	296.390	-0.660
51	15	302.408	299.070	-3.338
51	16	300.389	297.050	-3.339
50	30	299.070	299.070	0.000
50	32	299.729	299.070	-0.659
50	39	296.390	296.390	0.000
50	40	297.751	297.050	-0.701
50	41	300.389	299.070	-1.319
0	61	301.089	301.089	0.000
0	62	301.749	301.749	0.000
0	63	305.747	305.747	0.000
0	64	303.727	303.727	0.000
Max		305.747	305.747	1.360
Average		300.423	299.402	-1.021
Min		296.390	295.030	-3.380
Std Dev		2.307	2.569	1.216



37.8_PowerGood VFB_PG_RISE		
Test Site	Dallas	Dallas
Tester	ETS-364	ETS-364
Test Number	EB6938	EB6938
Max Limit	313	mV
Min Limit	290	mV

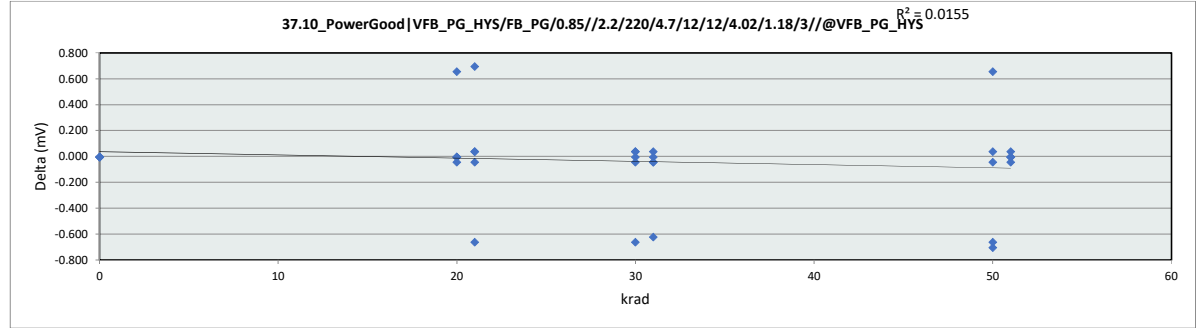
	0	20	21	30	31	50	51
LL	290.000	290.000	290.000	290.000	290.000	290.000	290.000
Min	301.089	296.390	297.050	295.030	297.050	296.390	295.030
Average	303.078	300.001	299.342	299.070	299.202	298.130	297.726
Max	305.747	303.727	301.749	301.749	301.749	299.070	301.089
UL	313.000	313.000	313.000	313.000	313.000	313.000	313.000



HDR Report  
TPS7H1111-SEP

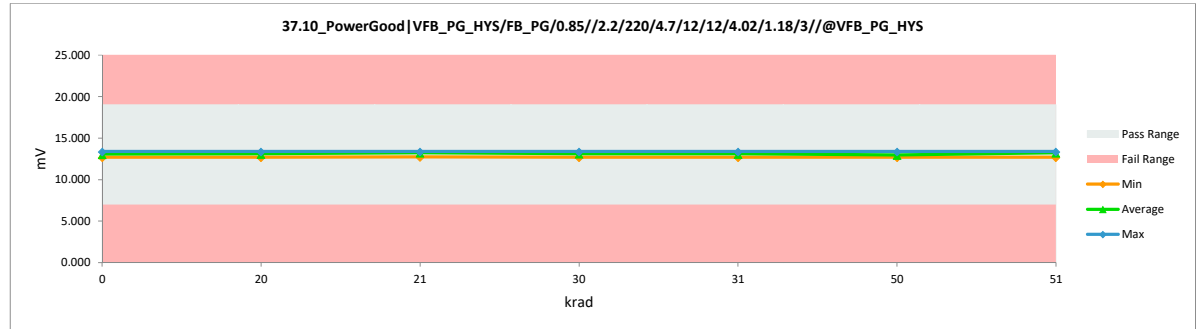
37.10_PowerGood VFB_PG_HYS		
Test Site	Dallas	Dallas
Tester	ETS-364	ETS-364
Test Number	EB6938	EB6938
Unit	mV	mV
Max Limit	19	19
Min Limit	7	7

krad	Serial #	Pre	Post	Delta
21	1	13.396	12.737	-0.659
21	2	13.396	13.355	-0.041
21	3	13.355	13.396	0.041
21	4	13.355	13.396	0.041
21	5	12.696	13.396	0.700
20	17	13.355	13.355	0.000
20	19	12.737	12.696	-0.041
20	20	13.355	13.355	0.000
20	21	12.696	12.696	0.000
20	23	12.737	13.396	0.659
31	6	13.355	13.355	0.000
31	7	13.355	12.737	-0.618
31	8	12.737	12.696	-0.041
31	9	13.355	13.396	0.041
31	10	13.396	13.355	-0.041
30	24	13.396	13.396	0.000
30	25	13.396	13.355	-0.041
30	26	12.696	12.737	0.041
30	27	13.355	12.696	-0.659
30	29	13.355	13.396	0.041
51	11	12.737	12.696	-0.041
51	12	13.355	13.396	0.041
51	13	13.355	13.355	0.000
51	15	13.396	13.396	0.000
51	16	13.355	13.355	0.000
50	30	13.396	12.696	-0.700
50	32	13.355	12.696	-0.659
50	39	12.696	13.355	0.659
50	40	12.737	12.696	-0.041
50	41	13.355	13.396	0.041
0	61	12.737	12.737	0.000
0	62	13.396	13.396	0.000
0	63	13.396	13.396	0.000
0	64	12.696	12.696	0.000
Max		13.396	13.396	0.700
Average		13.160	13.122	-0.038
Min		12.696	12.696	-0.700
Std Dev		0.311	0.331	0.326



37.10_PowerGood VFB_PG_HYS		
Test Site	Dallas	Dallas
Tester	ETS-364	ETS-364
Test Number	EB6938	EB6938
Max Limit	19	mV
Min Limit	7	mV

	0	20	21	30	31	50	51
LL	7.000	7.000	7.000	7.000	7.000	7.000	7.000
Min	12.696	12.696	12.737	12.696	12.696	12.696	12.696
Average	13.056	13.100	13.256	13.116	13.108	12.968	13.240
Max	13.396	13.396	13.396	13.396	13.396	13.396	13.396
UL	19.000	19.000	19.000	19.000	19.000	19.000	19.000



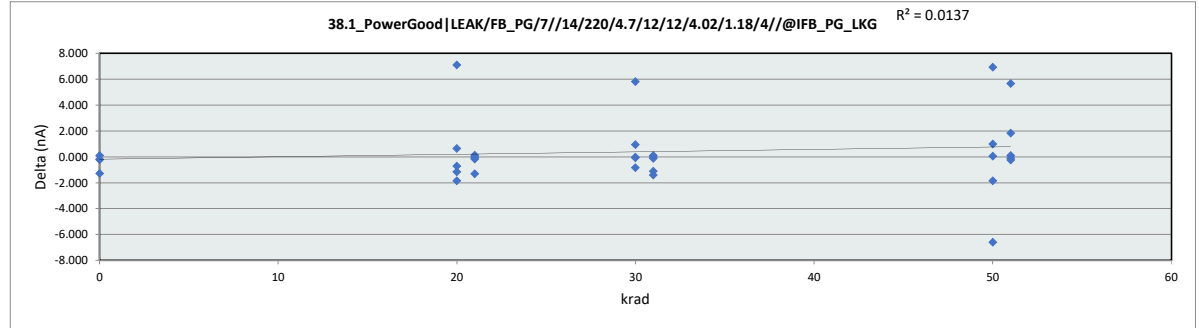


HDR Report  
TPS7H1111-SEP

38.1\_PowerGood|LEAK/FB\_PG/7

Test Site	Dallas	Dallas
Tester	ETS-364	ETS-364
Test Number	EB6938	EB6938
Unit	nA	nA
Max Limit	150	150
Min Limit	-145	-145

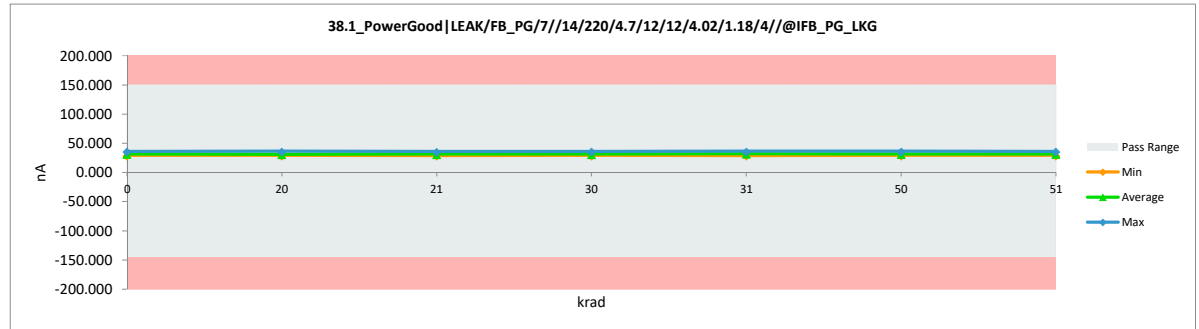
krad	Serial #	Pre	Post	Delta
21	1	30.235	30.205	-0.030
21	2	37.021	35.773	-1.248
21	3	30.801	30.983	0.182
21	4	29.042	28.912	-0.130
21	5	30.148	30.180	0.032
20	17	30.323	29.224	-1.099
20	19	30.589	29.918	-0.671
20	20	29.092	36.248	7.156
20	21	30.323	31.008	0.685
20	23	30.751	28.962	-1.789
31	6	37.108	36.060	-1.048
31	7	30.801	30.946	0.145
31	8	29.242	29.174	-0.068
31	9	30.098	30.118	0.020
31	10	37.395	36.035	-1.360
30	24	29.017	30.018	1.001
30	25	30.435	36.297	5.862
30	26	30.764	30.734	-0.030
30	27	29.079	29.112	0.033
30	29	30.789	29.993	-0.796
51	11	30.714	30.871	0.157
51	12	29.154	29.112	-0.042
51	13	30.248	30.043	-0.205
51	15	30.576	36.297	5.721
51	16	29.067	30.958	1.891
50	30	29.092	36.073	6.981
50	32	30.676	30.784	0.108
50	39	37.395	30.858	-6.537
50	40	30.939	29.149	-1.790
50	41	29.054	30.106	1.052
0	61	30.235	30.081	-0.154
0	62	37.258	36.023	-1.235
0	63	30.751	30.908	0.157
0	64	29.142	28.962	-0.180
Max		37.395	36.297	7.156
Average		31.099	31.474	0.376
Min		29.017	28.912	-6.537
Std Dev		2.673	2.688	2.617



38.1\_PowerGood|LEAK/FB\_PG/7

Test Site	Dallas
Tester	ETS-364
Test Number	EB6938
Max Limit	150 nA
Min Limit	-145 nA

krad	0	20	21	30	31	50	51
LL	-145.000	-145.000	-145.000	-145.000	-145.000	-145.000	-145.000
Min	28.962	28.962	28.912	29.112	29.174	29.149	29.112
Average	31.494	31.072	31.211	31.231	32.467	31.394	31.456
Max	36.023	36.248	35.773	36.297	36.060	36.073	36.297
UL	150.000	150.000	150.000	150.000	150.000	150.000	150.000

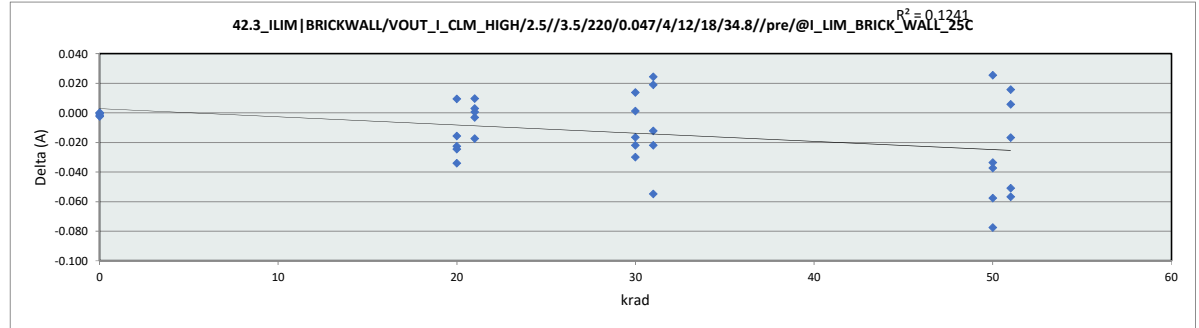


HDR Report  
TPS7H1111-SEP

42.3\_ILIM|BRICKWALL/VOUT\_I

Test Site	Dallas	Dallas
Tester	ETS-364	ETS-364
Test Number	EB6938	EB6938
Unit	A	A
Max Limit	2	2
Min Limit	1.75	1.75

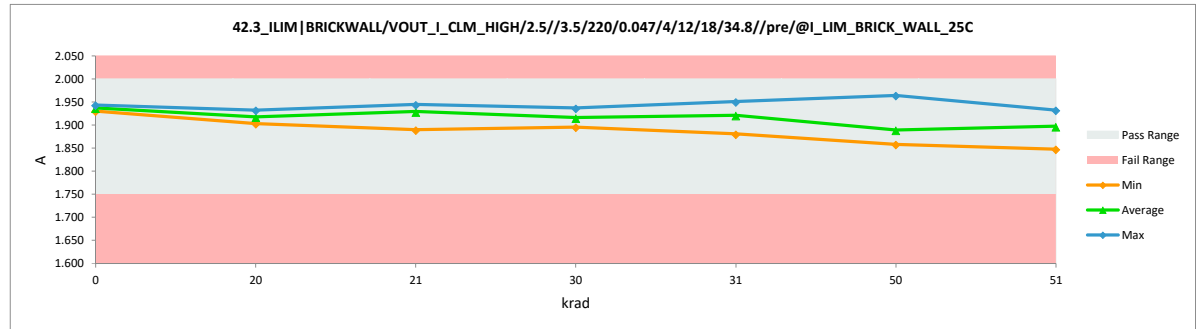
krad	Serial #	Pre	Post	Delta
21	1	1.941	1.944	0.003
21	2	1.933	1.930	-0.003
21	3	1.933	1.944	0.010
21	4	1.907	1.890	-0.017
21	5	1.937	1.938	0.001
20	17	1.923	1.932	0.010
20	19	1.937	1.903	-0.033
20	20	1.936	1.912	-0.024
20	21	1.936	1.921	-0.015
20	23	1.942	1.920	-0.022
31	6	1.926	1.951	0.025
31	7	1.932	1.911	-0.021
31	8	1.928	1.916	-0.012
31	9	1.928	1.947	0.019
31	10	1.935	1.881	-0.054
30	24	1.929	1.900	-0.030
30	25	1.935	1.914	-0.021
30	26	1.921	1.935	0.014
30	27	1.912	1.896	-0.016
30	29	1.935	1.937	0.002
51	11	1.904	1.847	-0.056
51	12	1.934	1.918	-0.016
51	13	1.907	1.857	-0.050
51	15	1.926	1.933	0.006
51	16	1.916	1.932	0.016
50	30	1.905	1.868	-0.037
50	32	1.935	1.858	-0.077
50	39	1.939	1.965	0.026
50	40	1.911	1.878	-0.033
50	41	1.937	1.880	-0.057
0	61	1.936	1.936	0.000
0	62	1.931	1.930	-0.001
0	63	1.943	1.943	0.000
0	64	1.941	1.939	-0.002
Max		1.943	1.965	0.026
Average		1.929	1.915	-0.014
Min		1.904	1.847	-0.077
Std Dev		0.012	0.030	0.026



42.3\_ILIM|BRICKWALL/VOUT\_I

Test Site	Dallas
Tester	ETS-364
Test Number	EB6938
Max Limit	2
Min Limit	1.75

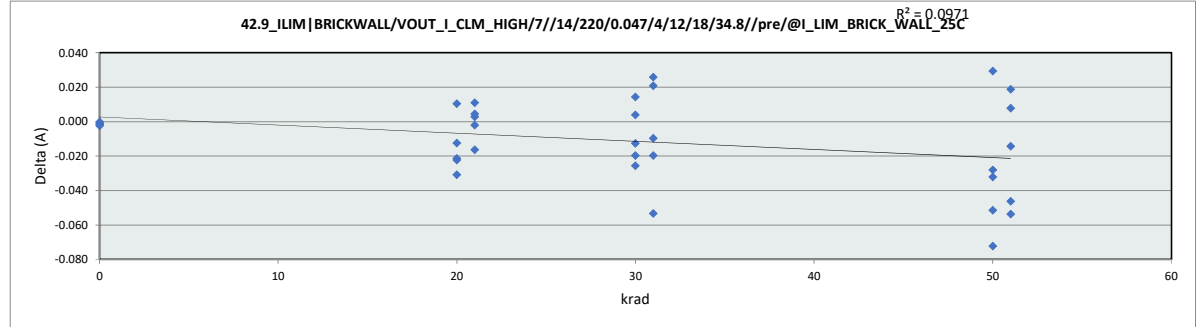
krad	0	20	21	30	31	50	51
LL	1.750	1.750	1.750	1.750	1.750	1.750	1.750
Min	1.930	1.903	1.890	1.896	1.881	1.858	1.848
Average	1.937	1.918	1.929	1.916	1.921	1.890	1.897
Max	1.943	1.932	1.945	1.937	1.951	1.965	1.933
UL	2.000	2.000	2.000	2.000	2.000	2.000	2.000



HDR Report  
TPS7H1111-SEP

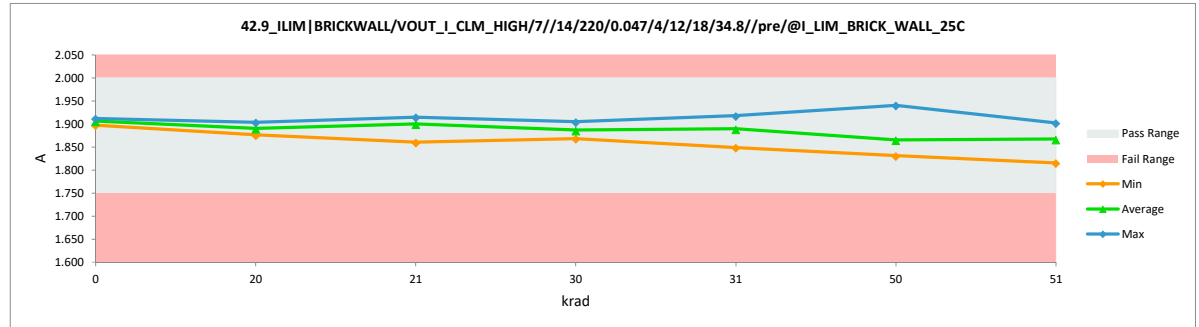
42.9_ILIM BRICKWALL/VOUT_I		
Test Site	Dallas	Dallas
Tester	ETS-364	ETS-364
Test Number	EB6938	EB6938
Unit	A	A
Max Limit	2	2
Min Limit	1.75	1.75

krad	Serial #	Pre	Post	Delta
21	1	1.910	1.915	0.005
21	2	1.906	1.905	-0.002
21	3	1.903	1.915	0.011
21	4	1.876	1.860	-0.016
21	5	1.903	1.906	0.003
20	17	1.893	1.904	0.011
20	19	1.906	1.876	-0.030
20	20	1.908	1.886	-0.022
20	21	1.907	1.895	-0.012
20	23	1.912	1.891	-0.021
31	6	1.892	1.918	0.026
31	7	1.898	1.879	-0.019
31	8	1.896	1.886	-0.009
31	9	1.894	1.915	0.021
31	10	1.902	1.849	-0.053
30	24	1.901	1.875	-0.025
30	25	1.900	1.881	-0.019
30	26	1.889	1.904	0.015
30	27	1.880	1.868	-0.012
30	29	1.901	1.905	0.004
51	11	1.869	1.815	-0.053
51	12	1.902	1.888	-0.014
51	13	1.874	1.828	-0.046
51	15	1.894	1.902	0.008
51	16	1.882	1.901	0.019
50	30	1.875	1.843	-0.032
50	32	1.903	1.831	-0.072
50	39	1.911	1.941	0.030
50	40	1.884	1.856	-0.028
50	41	1.906	1.855	-0.051
0	61	1.910	1.909	0.000
0	62	1.899	1.897	-0.001
0	63	1.912	1.912	0.000
0	64	1.909	1.907	-0.002
Max		1.912	1.941	0.030
Average		1.897	1.886	-0.011
Min		1.869	1.815	-0.072
Std Dev		0.012	0.029	0.025



42.9_ILIM BRICKWALL/VOUT_I		
Test Site	Dallas	
Tester	ETS-364	
Test Number	EB6938	
Max Limit	2	A
Min Limit	1.75	A

krad	0	20	21	30	31	50	51
LL	1.750	1.750	1.750	1.750	1.750	1.750	1.750
Min	1.897	1.876	1.860	1.868	1.849	1.831	1.815
Average	1.906	1.890	1.900	1.887	1.889	1.865	1.867
Max	1.912	1.904	1.915	1.905	1.918	1.941	1.902
UL	2.000	2.000	2.000	2.000	2.000	2.000	2.000



## B Appendix: LDR TID Report Data

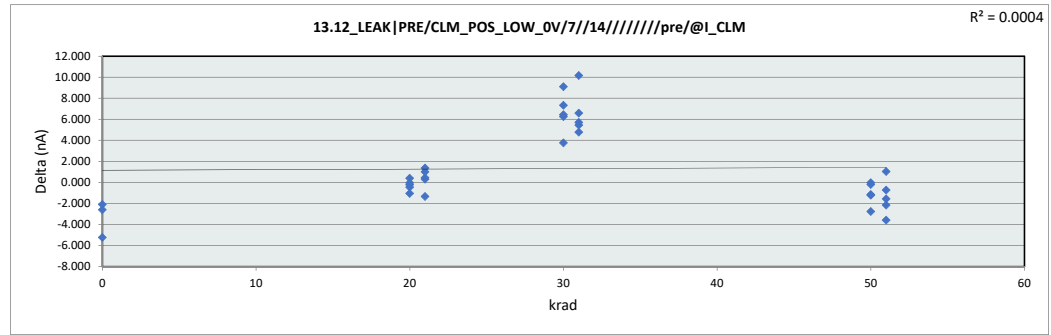
This appendix contains the LDR TID report data.

Identifier	Description
21	20 krad biased
20	20krad unbiased
31	30 krad biased
30	30 krad unbiased
51	50 krad biased
50	50 krad unbiased
0	Correlation units

LDR Report  
TPS7H1111-SEP

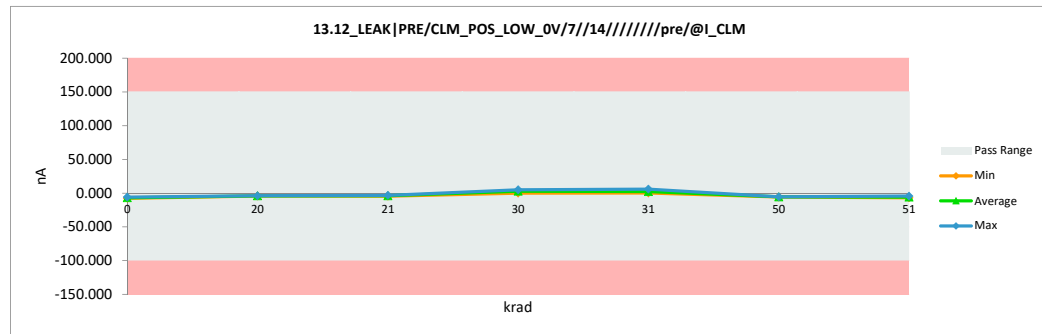
13.12_LEAK PRE/CLM_POS_LOW		
Test Site	Dallas	Dallas
Tester	ETS-364	ETS-364
Test Number	EB6938	EB6938
Unit	nA	nA
Max Limit	150	150
Min Limit	-100	-100

krad	Serial #	Pre	Post	Delta
21	1	-4.288	-3.983	0.305
21	2	-2.797	-4.140	-1.343
21	3	-4.688	-3.324	1.364
21	4	-4.445	-4.015	0.430
21	5	-5.577	-4.580	0.997
20	6	-3.461	-3.921	-0.460
20	7	-3.817	-4.046	-0.229
20	8	-4.382	-3.983	0.399
20	9	-3.206	-4.266	-1.060
20	10	-4.153	-4.203	-0.050
31	11	-4.288	5.878	10.166
31	12	-2.797	1.984	4.781
31	13	-4.688	0.759	5.447
31	14	-4.445	2.141	6.586
31	15	-5.577	0.131	5.708
30	16	-3.461	3.868	7.329
30	17	-3.817	-0.058	3.759
30	18	-4.382	2.046	6.428
30	19	-3.206	3.051	6.257
30	20	-4.153	4.936	9.089
51	21	-5.482	-4.445	1.037
51	22	-4.625	-5.357	-0.732
51	23	-4.508	-6.677	-2.169
51	24	-5.357	-6.928	-1.571
51	25	-2.891	-6.488	-3.597
50	26	-5.860	-5.891	-0.031
50	27	-2.891	-5.671	-2.780
50	28	-5.255	-5.451	-0.196
50	29	-4.351	-5.514	-1.163
50	30	-4.540	-5.765	-1.225
0	31	-3.817	-5.922	-2.105
0	32	-4.445	-7.054	-2.609
0	33	-2.356	-7.588	-5.232
Max		-2.356	5.878	10.166
Average		-4.182	-2.863	1.319
Min		-5.860	-7.588	-5.232
Std Dev		0.902	3.858	3.884



13.12_LEAK PRE/CLM_POS_LO		
Test Site	Dallas	
Tester	ETS-364	
Test Number	EB6938	
Max Limit	150	nA
Min Limit	-100	nA

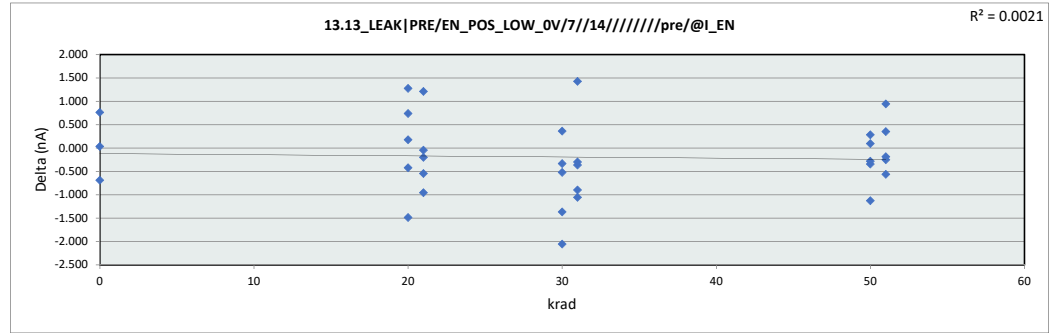
krad	0	20	21	30	31	50	51
LL	-100.000	-100.000	-100.000	-100.000	-100.000	-100.000	-100.000
Min	-7.588	-4.266	-4.580	-0.058	0.131	-5.891	-6.928
Average	-6.855	-4.084	-4.008	2.769	2.179	-5.658	-5.979
Max	-5.922	-3.921	-3.324	4.936	5.878	-5.451	-4.445
UL	150.000	150.000	150.000	150.000	150.000	150.000	150.000



LDR Report  
TPS7H1111-SEP

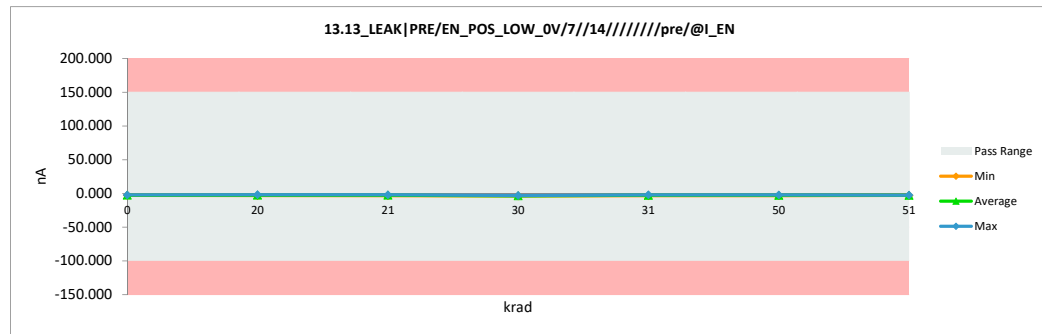
13.13 LEAK PRE/EN_POS_LOW		
Test Site	Dallas	Dallas
Tester	ETS-364	ETS-364
Test Number	EB6938	EB6938
Unit	nA	nA
Max Limit	150	150
Min Limit	-100	-100

krad	Serial #	Pre	Post	Delta
21	1	-2.416	-3.374	-0.958
21	2	-1.822	-2.023	-0.201
21	3	-3.863	-2.652	1.211
21	4	-1.978	-2.526	-0.548
21	5	-2.762	-2.809	-0.047
20	6	-4.084	-2.809	1.275
20	7	-2.010	-1.835	0.175
20	8	-2.605	-3.029	-0.424
20	9	-1.760	-3.249	-1.489
20	10	-3.013	-2.275	0.738
31	11	-2.416	-3.472	-1.056
31	12	-1.822	-2.186	-0.364
31	13	-3.863	-2.437	1.426
31	14	-1.978	-2.876	-0.898
31	15	-2.762	-3.064	-0.302
30	16	-4.084	-3.723	0.361
30	17	-2.010	-3.378	-1.368
30	18	-2.605	-3.127	-0.522
30	19	-1.760	-3.817	-2.057
30	20	-3.013	-3.347	-0.334
51	21	-2.071	-2.636	-0.565
51	22	-3.737	-2.793	0.944
51	23	-2.827	-3.013	-0.186
51	24	-2.636	-2.888	-0.252
51	25	-3.081	-2.731	0.350
50	26	-2.636	-2.353	0.283
50	27	-1.917	-3.045	-1.128
50	28	-3.454	-3.359	0.095
50	29	-2.041	-2.385	-0.344
50	30	-2.605	-2.888	-0.283
0	31	-2.136	-2.825	-0.689
0	32	-2.322	-2.291	0.031
0	33	-3.396	-2.636	0.760
Max		-1.760	-1.835	1.426
Average		-2.651	-2.844	-0.193
Min		-4.084	-3.817	-2.057
Std Dev		0.715	0.475	0.809



13.13 LEAK PRE/EN_POS_LOW		
Test Site	Dallas	
Tester	ETS-364	
Test Number	EB6938	
Max Limit	150	nA
Min Limit	-100	nA

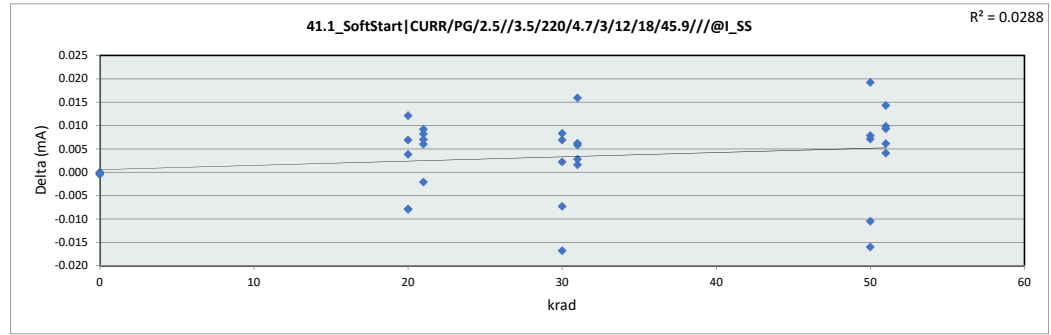
krad	0	20	21	30	31	50	51
LL	-100.000	-100.000	-100.000	-100.000	-100.000	-100.000	-100.000
Min	-2.825	-3.249	-3.374	-3.817	-3.472	-3.359	-3.013
Average	-2.584	-2.639	-2.677	-3.478	-2.807	-2.806	-2.812
Max	-2.291	-1.835	-2.023	-3.127	-2.186	-2.353	-2.636
UL	150.000	150.000	150.000	150.000	150.000	150.000	150.000



LDR Report  
TPS7H1111-SEP

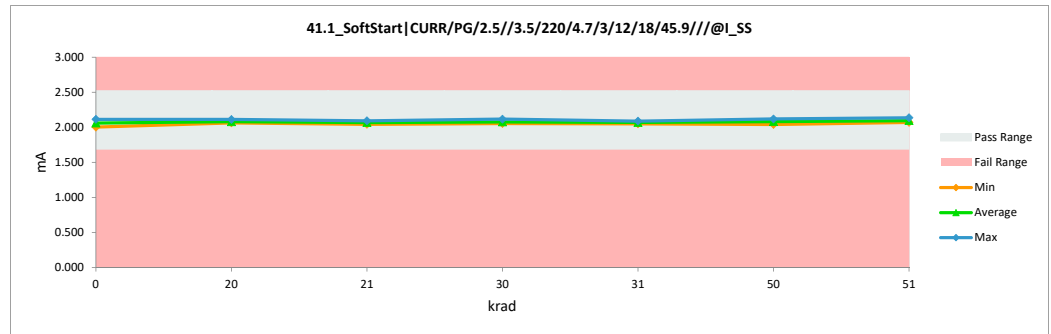
41.1_SoftStart CURR/PG/2.5/3		
Test Site	Dallas	Dallas
Tester	ETS-364	ETS-364
Test Number	EB6938	EB6938
Unit	mA	mA
Max Limit	2.52	2.52
Min Limit	1.68	1.68

krad	Serial #	Pre	Post	Delta
21	1	2.057	2.063	0.006
21	2	2.033	2.041	0.008
21	3	2.082	2.091	0.009
21	4	2.054	2.061	0.007
21	5	2.080	2.078	-0.002
20	6	2.070	2.062	-0.008
20	7	2.076	2.088	0.012
20	8	2.077	2.069	-0.008
20	9	2.055	2.062	0.007
20	10	2.107	2.110	0.004
31	11	2.057	2.059	0.003
31	12	2.033	2.048	0.016
31	13	2.082	2.088	0.006
31	14	2.054	2.060	0.006
31	15	2.080	2.081	0.002
30	16	2.070	2.053	-0.017
30	17	2.076	2.083	0.007
30	18	2.077	2.069	-0.007
30	19	2.055	2.057	0.002
30	20	2.107	2.115	0.008
51	21	2.126	2.136	0.009
51	22	2.076	2.091	0.014
51	23	2.071	2.075	0.004
51	24	2.086	2.096	0.010
51	25	2.062	2.068	0.006
50	26	2.076	2.059	-0.016
50	27	2.080	2.087	0.007
50	28	2.099	2.118	0.019
50	29	2.049	2.039	-0.010
50	30	2.090	2.098	0.008
0	31	2.002	2.002	0.000
0	32	2.112	2.112	0.000
0	33	2.068	2.068	0.000
Max		2.126	2.136	0.019
Average		2.072	2.075	0.003
Min		2.002	2.002	-0.017
Std Dev		0.024	0.027	0.008



41.1_SoftStart CURR/PG/2.5/3		
Test Site	Dallas	
Tester	ETS-364	
Test Number	EB6938	
Max Limit	2.52	mA
Min Limit	1.68	mA

krad	0	20	21	30	31	50	51
LL	1.680	1.680	1.680	1.680	1.680	1.680	1.680
Min	2.002	2.062	2.041	2.053	2.048	2.039	2.068
Average	2.060	2.078	2.067	2.076	2.067	2.080	2.093
Max	2.112	2.110	2.091	2.115	2.088	2.118	2.136
UL	2.520	2.520	2.520	2.520	2.520	2.520	2.520

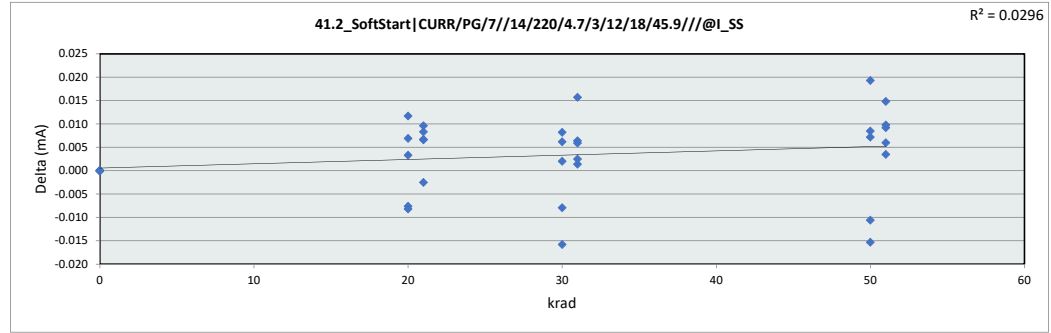


LDR Report  
TPS7H1111-SEP

41.2\_SoftStart|CURR/PG/7//14

Test Site	Dallas	Dallas
Tester	ETS-364	ETS-364
Test Number	EB6938	EB6938
Unit	mA	mA
Max Limit	2.52	2.52
Min Limit	1.68	1.68

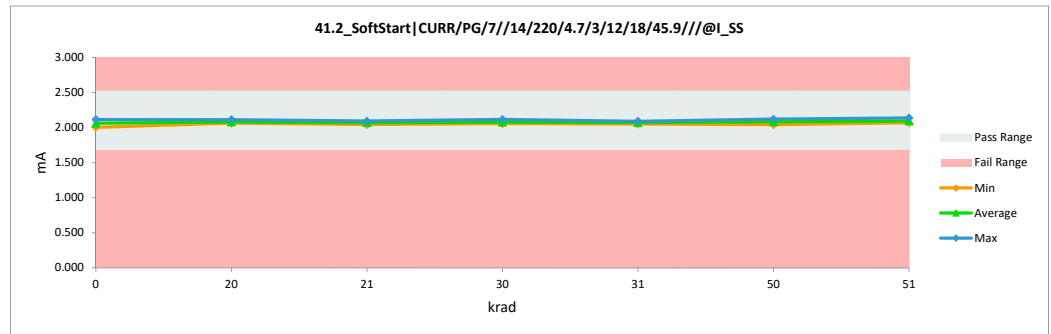
krad	Serial #	Pre	Post	Delta
21	1	2.059	2.066	0.007
21	2	2.035	2.043	0.008
21	3	2.084	2.094	0.010
21	4	2.057	2.063	0.007
21	5	2.083	2.081	-0.003
20	6	2.072	2.064	-0.008
20	7	2.079	2.091	0.012
20	8	2.079	2.072	-0.008
20	9	2.058	2.065	0.007
20	10	2.110	2.113	0.003
31	11	2.059	2.062	0.003
31	12	2.035	2.051	0.016
31	13	2.084	2.091	0.006
31	14	2.057	2.063	0.006
31	15	2.083	2.085	0.001
30	16	2.072	2.056	-0.016
30	17	2.079	2.085	0.006
30	18	2.079	2.072	-0.008
30	19	2.058	2.060	0.002
30	20	2.110	2.118	0.008
51	21	2.129	2.139	0.009
51	22	2.079	2.094	0.015
51	23	2.074	2.077	0.003
51	24	2.089	2.099	0.010
51	25	2.065	2.071	0.006
50	26	2.078	2.063	-0.015
50	27	2.083	2.090	0.007
50	28	2.101	2.121	0.019
50	29	2.053	2.042	-0.011
50	30	2.093	2.102	0.008
0	31	2.004	2.004	0.000
0	32	2.115	2.115	0.000
0	33	2.071	2.071	0.000
Max		2.129	2.139	0.019
Average		2.075	2.078	0.003
Min		2.004	2.004	-0.016
Std Dev		0.024	0.027	0.008



41.2\_SoftStart|CURR/PG/7//14

Test Site	Dallas
Tester	ETS-364
Test Number	EB6938
Max Limit	2.52 mA
Min Limit	1.68 mA

krad	0	20	21	30	31	50	51
LL	1.680	1.680	1.680	1.680	1.680	1.680	1.680
Min	2.004	2.064	2.044	2.057	2.051	2.042	2.071
Average	2.063	2.081	2.069	2.078	2.070	2.083	2.096
Max	2.115	2.113	2.094	2.118	2.091	2.121	2.139
UL	2.520	2.520	2.520	2.520	2.520	2.520	2.520

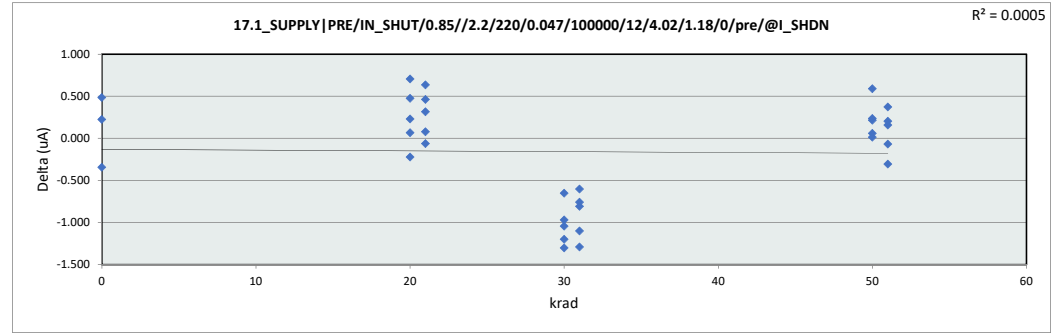




LDR Report  
TPS7H1111-SEP

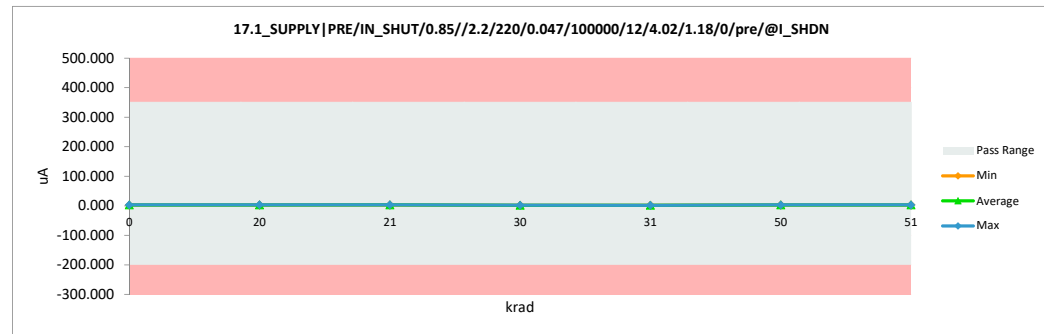
17.1_SUPPLY PRE IN_SHUT 0.8		
Test Site	Dallas	Dallas
Tester	ETS-364	ETS-364
Test Number	EB6938	EB6938
Unit	uA	uA
Max Limit	350	350
Min Limit	-200	-200

krad	Serial #	Pre	Post	Delta
21	1	2.256	2.891	0.635
21	2	2.903	2.839	-0.064
21	3	2.759	3.074	0.315
21	4	2.312	2.773	0.461
21	5	2.552	2.629	0.077
20	6	2.878	3.107	0.229
20	7	2.364	2.839	0.475
20	8	2.506	3.212	0.706
20	9	3.074	2.852	-0.222
20	10	2.740	2.806	0.066
31	11	2.256	1.652	-0.604
31	12	2.903	1.612	-1.291
31	13	2.759	1.658	-1.101
31	14	2.312	1.553	-0.759
31	15	2.552	1.744	-0.808
30	16	2.878	1.678	-1.200
30	17	2.364	1.711	-0.653
30	18	2.506	1.461	-1.045
30	19	3.074	1.770	-1.304
30	20	2.740	1.770	-0.970
51	21	2.460	2.618	0.158
51	22	2.852	2.546	-0.306
51	23	2.470	2.842	0.372
51	24	2.414	2.618	0.204
51	25	2.633	2.565	-0.068
50	26	2.408	2.644	0.236
50	27	2.685	2.743	0.058
50	28	2.575	2.789	0.214
50	29	2.259	2.848	0.589
50	30	2.506	2.519	0.013
0	31	2.292	2.776	0.484
0	32	2.480	2.704	0.224
0	33	2.791	2.447	-0.344
	Max	3.074	3.212	0.706
	Average	2.591	2.433	-0.158
	Min	2.256	1.461	-1.304
	Std Dev	0.241	0.543	0.611



17.1_SUPPLY PRE IN_SHUT 0		
Test Site	Dallas	
Tester	ETS-364	
Test Number	EB6938	
Max Limit	350	uA
Min Limit	-200	uA

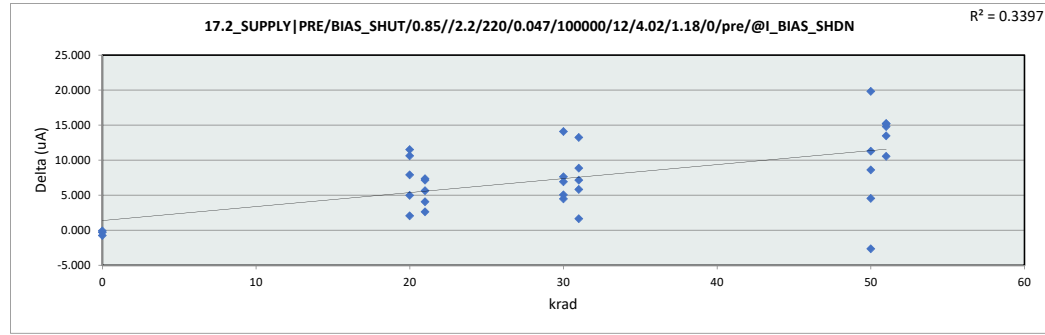
	0	20	21	30	31	50	51
LL	-200.000	-200.000	-200.000	-200.000	-200.000	-200.000	-200.000
Min	2.447	2.806	2.629	1.461	1.553	2.519	2.546
Average	2.642	2.963	2.841	1.678	1.644	2.709	2.638
Max	2.776	3.212	3.074	1.770	1.744	2.848	2.842
UL	350.000	350.000	350.000	350.000	350.000	350.000	350.000



LDR Report  
TPS7H1111-SEP

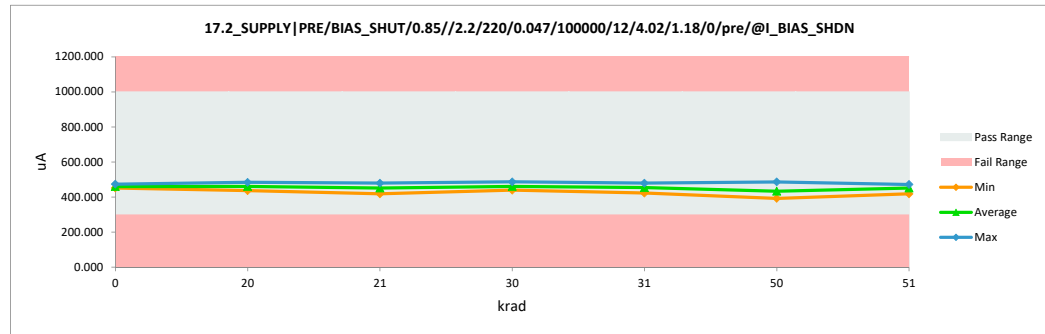
17.2_SUPPLY PRE BIAS_SHUT/0		
Test Site	Dallas	Dallas
Tester	ETS-364	ETS-364
Test Number	EB6938	EB6938
Unit	uA	uA
Max Limit	1000	1000
Min Limit	300	300

krad	Serial #	Pre	Post	Delta
21	1	413.702	417.749	4.047
21	2	447.022	449.644	2.622
21	3	435.263	442.620	7.357
21	4	473.262	478.889	5.627
21	5	460.533	467.665	7.132
20	6	434.300	436.347	2.047
20	7	478.872	483.850	4.978
20	8	461.645	469.538	7.893
20	9	445.823	457.315	11.492
20	10	444.024	454.640	10.616
31	11	413.702	422.555	8.853
31	12	447.022	454.166	7.144
31	13	435.263	436.895	1.632
31	14	473.262	479.082	5.820
31	15	460.533	473.778	13.245
30	16	434.300	438.776	4.476
30	17	478.872	486.489	7.617
30	18	461.645	466.680	5.035
30	19	445.823	452.738	6.915
30	20	444.024	458.113	14.089
51	21	420.205	434.986	14.781
51	22	453.914	469.113	15.199
51	23	450.424	460.976	10.552
51	24	402.914	418.117	15.203
51	25	458.433	471.898	13.465
50	26	489.190	486.523	-2.667
50	27	438.696	443.229	4.533
50	28	426.997	435.605	8.608
50	29	381.208	392.492	11.284
50	30	389.238	409.056	19.818
0	31	473.340	473.044	-0.296
0	32	454.913	454.148	-0.765
0	33	451.375	451.266	-0.109
	Max	489.190	486.523	19.818
	Average	444.841	452.363	7.523
	Min	381.208	392.492	-2.667
	Std Dev	25.267	23.276	5.349



17.2_SUPPLY PRE BIAS_SHUT		
Test Site	Dallas	
Tester	ETS-364	
Test Number	EB6938	
Max Limit	1000	uA
Min Limit	300	uA

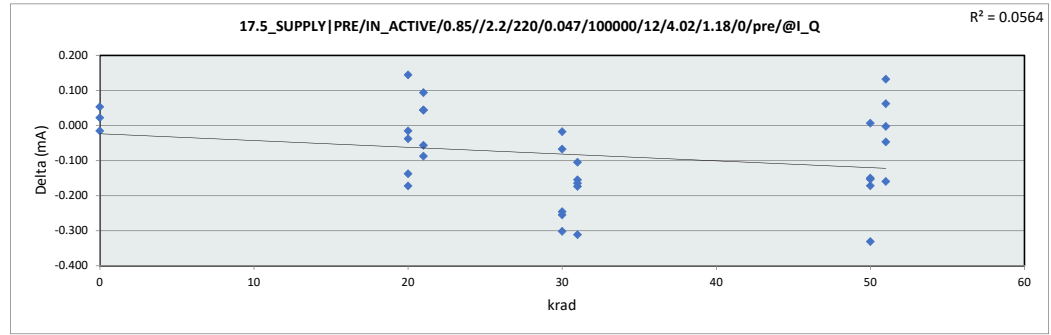
	0	20	21	30	31	50	51
LL	300.000	300.000	300.000	300.000	300.000	300.000	300.000
Min	451.266	436.347	417.749	438.776	422.555	392.492	418.117
Average	459.486	460.338	451.313	460.559	453.295	433.381	451.018
Max	473.044	483.850	478.889	486.489	479.082	486.523	471.898
UL	1000.000	1000.000	1000.000	1000.000	1000.000	1000.000	1000.000



LDR Report  
TPS7H1111-SEP

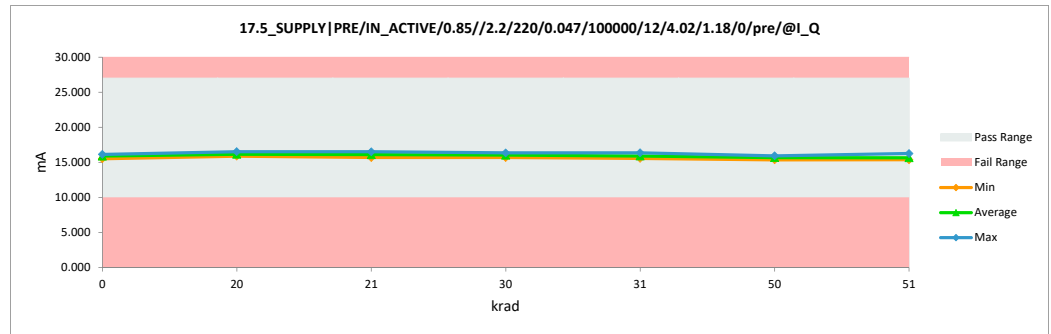
17.5_SUPPLY PRE/IN_ACTIVE/0		
Test Site	Dallas	Dallas
Tester	ETS-364	ETS-364
Test Number	EB6938	EB6938
Unit	mA	mA
Max Limit	27	27
Min Limit	10	10

krad	Serial #	Pre	Post	Delta
21	1	15.906	15.999	0.093
21	2	16.162	16.074	-0.088
21	3	15.727	15.670	-0.057
21	4	16.456	16.500	0.044
21	5	16.140	16.184	0.044
20	6	15.921	15.883	-0.038
20	7	16.359	16.503	0.144
20	8	16.068	15.896	-0.172
20	9	16.390	16.375	-0.016
20	10	16.218	16.080	-0.138
31	11	15.906	15.750	-0.155
31	12	16.162	15.850	-0.311
31	13	15.727	15.553	-0.174
31	14	16.456	16.351	-0.105
31	15	16.140	15.976	-0.164
30	16	15.921	15.675	-0.246
30	17	16.359	16.341	-0.017
30	18	16.068	15.813	-0.255
30	19	16.390	16.323	-0.068
30	20	16.218	15.916	-0.302
51	21	15.402	15.355	-0.047
51	22	15.489	15.486	-0.003
51	23	15.687	15.749	0.062
51	24	16.406	16.246	-0.160
51	25	15.264	15.396	0.132
50	26	16.256	15.924	-0.331
50	27	15.990	15.840	-0.150
50	28	15.339	15.346	0.007
50	29	15.718	15.546	-0.172
50	30	15.824	15.671	-0.153
0	31	16.062	16.115	0.053
0	32	15.477	15.499	0.022
0	33	16.056	16.040	-0.016
	Max	16.456	16.503	0.144
	Average	15.990	15.907	-0.083
	Min	15.264	15.346	-0.331
	Std Dev	0.338	0.332	0.127



17.5_SUPPLY PRE/IN_ACTIVE		
Test Site	Dallas	
Tester	ETS-364	
Test Number	EB6938	
Max Limit	27	mA
Min Limit	10	mA

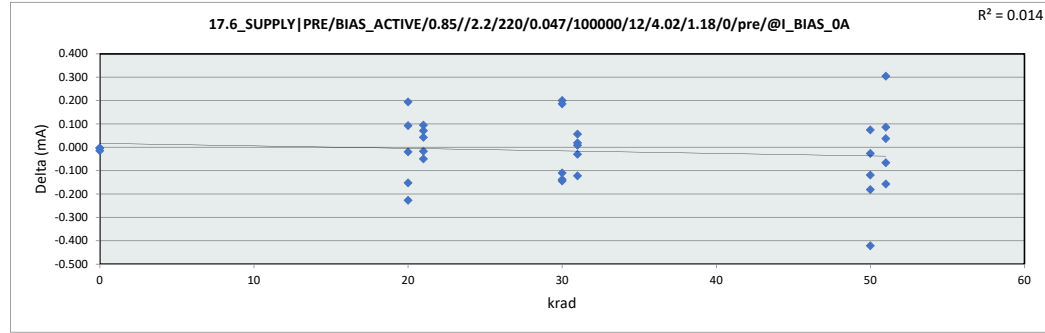
	0	20	21	30	31	50	51
LL	10.000	10.000	10.000	10.000	10.000	10.000	10.000
Min	15.499	15.883	15.670	15.675	15.553	15.346	15.355
Average	15.885	16.147	16.085	16.014	15.896	15.665	15.647
Max	16.115	16.503	16.500	16.342	16.351	15.924	16.246
UL	27.000	27.000	27.000	27.000	27.000	27.000	27.000



LDR Report  
TPS7H1111-SEP

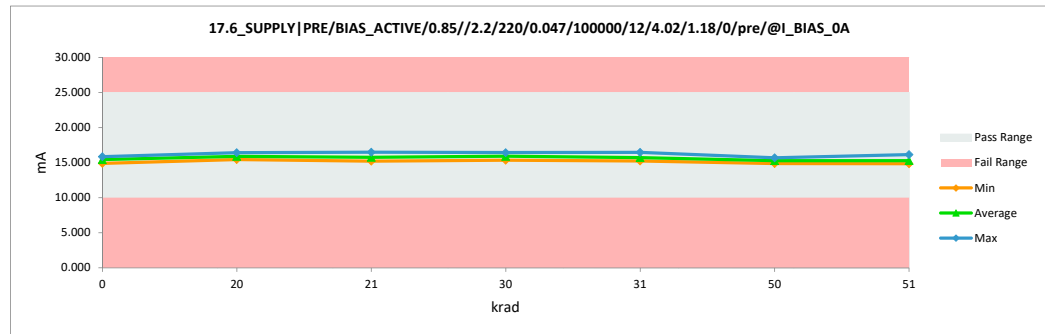
17.6_SUPPLY PRE BIAS_ACTIVE		
Test Site	Dallas	Dallas
Tester	ETS-364	ETS-364
Test Number	EB6938	EB6938
Unit	mA	mA
Max Limit	25	25
Min Limit	10	10

krad	Serial #	Pre	Post	Delta
21	1	15.490	15.585	0.095
21	2	15.794	15.744	-0.050
21	3	15.230	15.214	-0.017
21	4	16.420	16.492	0.071
21	5	15.758	15.801	0.043
20	6	15.469	15.449	-0.019
20	7	16.234	16.429	0.194
20	8	15.786	15.559	-0.227
20	9	16.141	16.233	0.093
20	10	15.970	15.818	-0.152
31	11	15.490	15.461	-0.030
31	12	15.794	15.672	-0.122
31	13	15.230	15.239	0.009
31	14	16.420	16.477	0.057
31	15	15.758	15.777	0.019
30	16	15.469	15.359	-0.110
30	17	16.234	16.434	0.200
30	18	15.786	15.648	-0.138
30	19	16.141	16.327	0.186
30	20	15.970	15.827	-0.144
51	21	14.921	14.855	-0.066
51	22	14.980	15.018	0.038
51	23	15.300	15.385	0.086
51	24	16.313	16.156	-0.157
51	25	14.703	15.008	0.305
50	26	16.021	15.600	-0.421
50	27	15.731	15.705	-0.026
50	28	14.801	14.876	0.075
50	29	15.212	15.031	-0.181
50	30	15.347	15.229	-0.118
0	31	15.862	15.860	-0.003
0	32	14.913	14.898	-0.014
0	33	15.544	15.541	-0.003
	Max	16.420	16.492	0.305
	Average	15.644	15.628	-0.016
	Min	14.703	14.855	-0.421
	Std Dev	0.478	0.487	0.141



17.6_SUPPLY PRE BIAS_ACTI		
Test Site	Dallas	
Tester	ETS-364	
Test Number	EB6938	
Max Limit	25	mA
Min Limit	10	mA

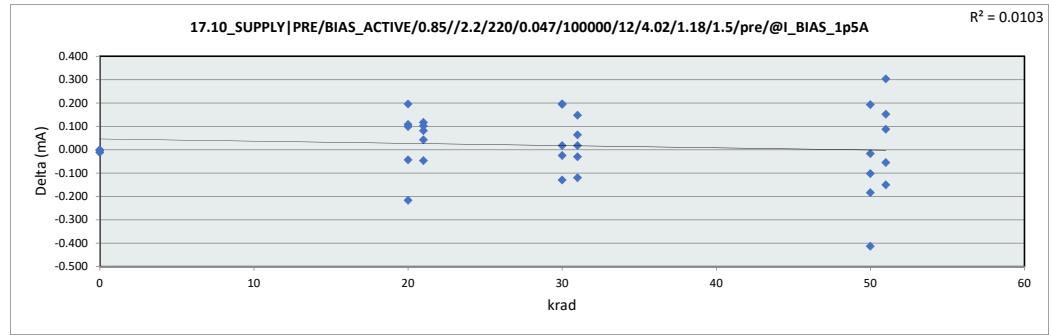
krad	0	20	21	30	31	50	51
LL	10.000	10.000	10.000	10.000	10.000	10.000	10.000
Min	14.898	15.449	15.214	15.359	15.239	14.876	14.855
Average	15.433	15.898	15.767	15.919	15.725	15.288	15.284
Max	15.860	16.429	16.492	16.435	16.477	15.705	16.156
UL	25.000	25.000	25.000	25.000	25.000	25.000	25.000



LDR Report  
TPS7H1111-SEP

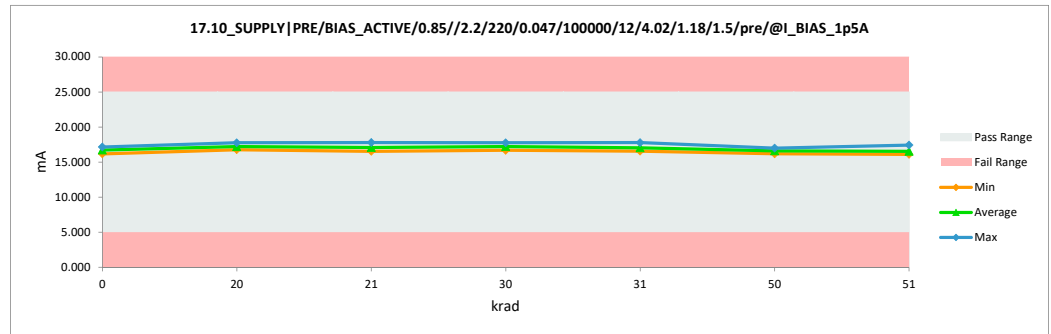
17.10_SUPPLY PRE BIAS_ACTIVE		
Test Site	Dallas	Dallas
Tester	ETS-364	ETS-364
Test Number	EB6938	EB6938
Unit	mA	mA
Max Limit	25	25
Min Limit	5	5

krad	Serial #	Pre	Post	Delta
21	1	16.849	16.950	0.102
21	2	17.116	17.068	-0.047
21	3	16.409	16.526	0.117
21	4	17.711	17.792	0.081
21	5	17.020	17.062	0.042
20	6	16.658	16.765	0.108
20	7	17.558	17.753	0.195
20	8	17.107	16.890	-0.217
20	9	17.441	17.540	0.099
20	10	17.134	17.091	-0.043
31	11	16.849	16.818	-0.031
31	12	17.116	16.996	-0.120
31	13	16.409	16.556	0.147
31	14	17.711	17.775	0.064
31	15	17.020	17.037	0.017
30	16	16.658	16.675	0.017
30	17	17.558	17.754	0.196
30	18	17.107	16.978	-0.130
30	19	17.441	17.635	0.194
30	20	17.134	17.109	-0.025
51	21	16.161	16.106	-0.056
51	22	16.174	16.325	0.152
51	23	16.529	16.616	0.087
51	24	17.566	17.416	-0.150
51	25	15.949	16.252	0.303
50	26	17.285	16.872	-0.413
50	27	16.999	16.982	-0.017
50	28	15.989	16.182	0.193
50	29	16.531	16.347	-0.184
50	30	16.701	16.598	-0.103
0	31	17.146	17.146	0.000
0	32	16.178	16.166	-0.012
0	33	16.842	16.838	-0.004
Max		17.711	17.792	0.303
Average		16.911	16.928	0.017
Min		15.949	16.106	-0.413
Std Dev		0.500	0.491	0.145



17.10_SUPPLY PRE BIAS_ACTIVE		
Test Site	Dallas	
Tester	ETS-364	
Test Number	EB6938	
Max Limit	25	mA
Min Limit	5	mA

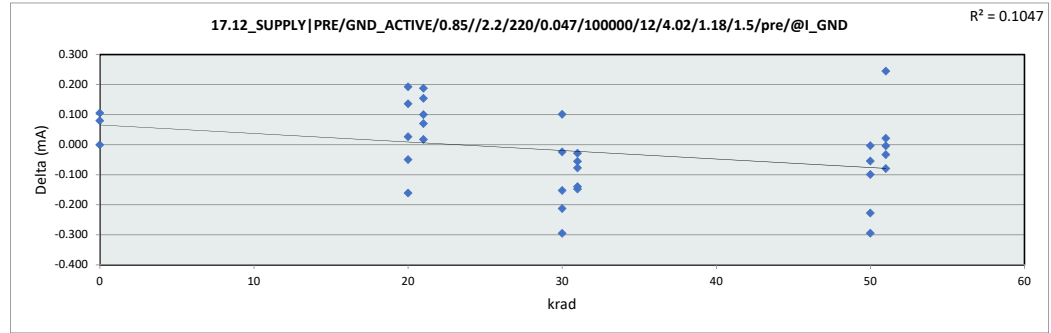
krad	0	20	21	30	31	50	51
LL	5.000	5.000	5.000	5.000	5.000	5.000	5.000
Min	16.166	16.765	16.526	16.675	16.557	16.182	16.106
Average	16.716	17.208	17.080	17.230	17.037	16.596	16.543
Max	17.146	17.754	17.793	17.754	17.775	16.982	17.416
UL	25.000	25.000	25.000	25.000	25.000	25.000	25.000



LDR Report  
TPS7H1111-SEP

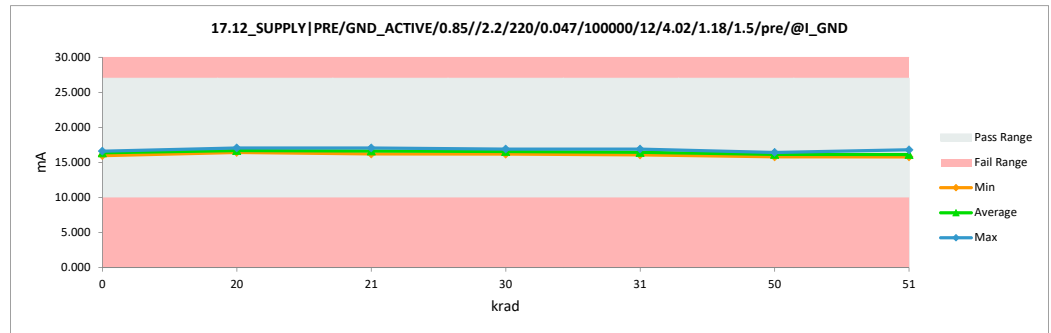
17.12_SUPPLY PRE/GND_ACTIV		
Test Site	Dallas	Dallas
Tester	ETS-364	ETS-364
Test Number	EB6938	EB6938
Unit	mA	mA
Max Limit	27	27
Min Limit	10	10

krad	Serial #	Pre	Post	Delta
21	1	16.336	16.523	0.187
21	2	16.540	16.610	0.070
21	3	16.096	16.196	0.100
21	4	17.033	17.051	0.017
21	5	16.561	16.715	0.154
20	6	16.389	16.415	0.027
20	7	16.924	17.060	0.136
20	8	16.490	16.441	-0.050
20	9	16.769	16.962	0.193
20	10	16.758	16.597	-0.161
31	11	16.336	16.258	-0.078
31	12	16.540	16.392	-0.148
31	13	16.096	16.068	-0.028
31	14	17.033	16.893	-0.140
31	15	16.561	16.506	-0.056
30	16	16.389	16.176	-0.213
30	17	16.924	16.899	-0.024
30	18	16.490	16.338	-0.152
30	19	16.769	16.870	0.101
30	20	16.758	16.463	-0.295
51	21	15.781	15.777	-0.004
51	22	15.949	15.916	-0.033
51	23	16.223	16.244	0.021
51	24	16.869	16.789	-0.080
51	25	15.603	15.848	0.245
50	26	16.725	16.430	-0.295
50	27	16.390	16.336	-0.054
50	28	15.796	15.792	-0.003
50	29	16.221	15.993	-0.227
50	30	16.252	16.153	-0.099
0	31	16.599	16.598	-0.001
0	32	15.881	15.961	0.080
0	33	16.423	16.528	0.105
	Max	17.033	17.060	0.245
	Average	16.440	16.418	-0.021
	Min	15.603	15.777	-0.295
	Std Dev	0.372	0.365	0.137



17.12_SUPPLY PRE/GND_ACTIV		
Test Site	Dallas	
Tester	ETS-364	
Test Number	EB6938	
Max Limit	27	mA
Min Limit	10	mA

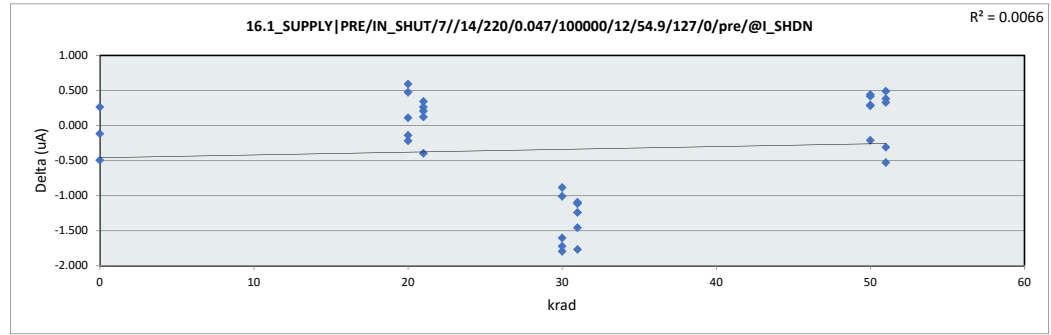
krad	0	20	21	30	31	50	51
LL	10.000	10.000	10.000	10.000	10.000	10.000	10.000
Min	15.961	16.415	16.196	16.176	16.068	15.793	15.777
Average	16.362	16.695	16.619	16.549	16.423	16.141	16.115
Max	16.598	17.060	17.051	16.900	16.893	16.430	16.789
UL	27.000	27.000	27.000	27.000	27.000	27.000	27.000



LDR Report  
TPS7H1111-SEP

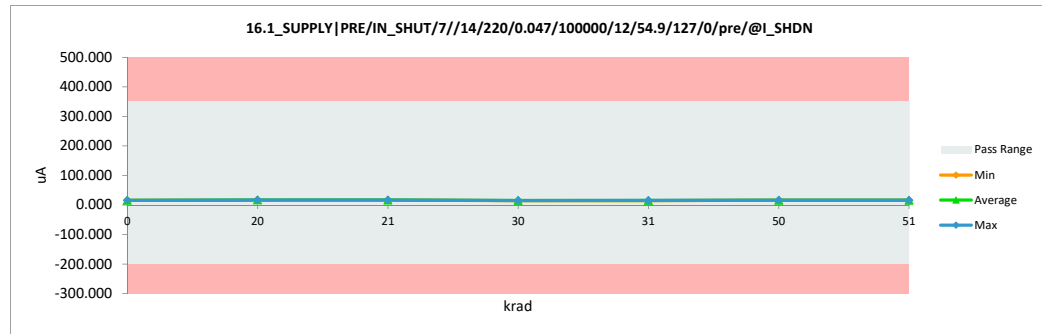
16.1_SUPPLY PRE IN_SHUT/7/		
Test Site	Dallas	Dallas
Tester	ETS-364	ETS-364
Test Number	EB6938	EB6938
Unit	uA	uA
Max Limit	350	350
Min Limit	-200	-200

krad	Serial #	Pre	Post	Delta
21	1	16.264	16.527	0.263
21	2	16.516	16.638	0.122
21	3	17.003	16.606	-0.397
21	4	16.152	16.357	0.205
21	5	16.001	16.344	0.343
20	6	16.726	16.586	-0.140
20	7	16.066	16.658	0.592
20	8	16.159	16.632	0.473
20	9	16.608	16.717	0.109
20	10	16.700	16.481	-0.219
31	11	16.264	15.149	-1.115
31	12	16.516	15.057	-1.459
31	13	17.003	15.234	-1.769
31	14	16.152	14.912	-1.240
31	15	16.001	14.905	-1.096
30	16	16.726	15.004	-1.722
30	17	16.066	15.182	-0.884
30	18	16.159	15.149	-1.010
30	19	16.608	15.004	-1.604
30	20	16.700	14.905	-1.795
51	21	15.455	15.837	0.382
51	22	16.384	15.856	-0.528
51	23	15.428	15.916	0.488
51	24	15.481	15.810	0.329
51	25	16.108	15.797	-0.311
50	26	15.573	15.863	0.290
50	27	15.719	16.001	0.282
50	28	16.345	16.133	-0.212
50	29	15.520	15.962	0.442
50	30	15.501	15.916	0.415
0	31	15.310	15.573	0.263
0	32	15.587	15.468	-0.119
0	33	16.108	15.613	-0.495
Max	17.003	16.717	0.592	
Average	16.149	15.812	-0.337	
Min	15.310	14.905	-1.795	
Std Dev	0.481	0.612	0.768	



16.1_SUPPLY PRE IN_SHUT/7/		
Test Site	Dallas	
Tester	ETS-364	
Test Number	EB6938	
Max Limit	350	uA
Min Limit	-200	uA

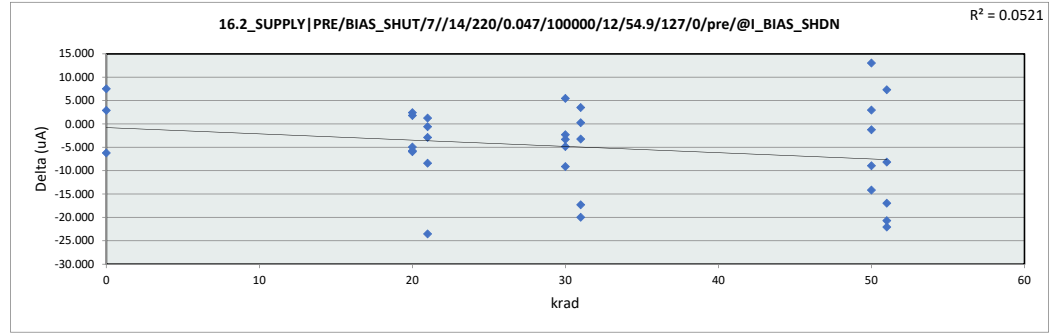
	0	20	21	30	31	50	51
LL	-200.000	-200.000	-200.000	-200.000	-200.000	-200.000	-200.000
Min	15.468	16.481	16.344	14.905	14.905	15.863	15.797
Average	15.551	16.615	16.494	15.049	15.051	15.975	15.843
Max	15.613	16.717	16.638	15.182	15.234	16.133	15.916
UL	350.000	350.000	350.000	350.000	350.000	350.000	350.000



LDR Report  
TPS7H1111-SEP

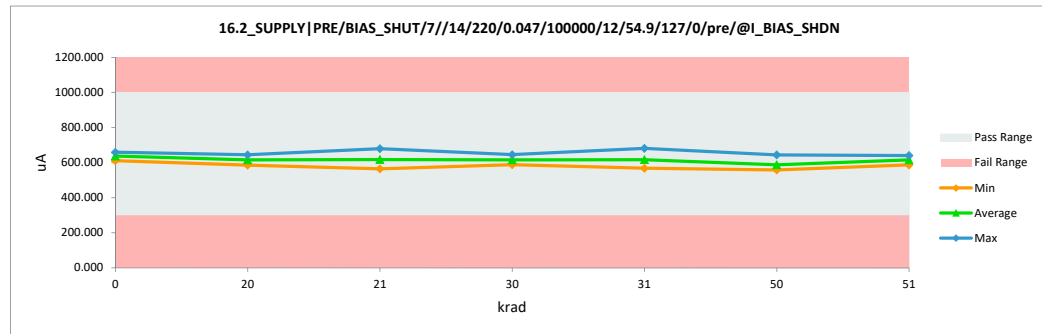
16.2_SUPPLY PRE BIAS_SHUT/7		
Test Site	Dallas	Dallas
Tester	ETS-364	ETS-364
Test Number	EB6938	EB6938
Unit	uA	uA
Max Limit	1000	1000
Min Limit	300	300

krad	Serial #	Pre	Post	Delta
21	1	567.922	565.049	-2.873
21	2	631.899	608.359	-23.540
21	3	608.992	600.607	-8.385
21	4	634.973	634.394	-0.579
21	5	678.639	679.883	1.244
20	6	590.723	585.799	-4.924
20	7	650.523	644.584	-5.939
20	8	636.235	630.466	-5.769
20	9	609.326	611.731	2.405
20	10	606.608	608.406	1.798
31	11	567.922	568.200	0.278
31	12	631.899	611.922	-19.977
31	13	608.992	591.697	-17.295
31	14	634.973	631.737	-3.236
31	15	678.639	682.169	3.530
30	16	590.723	588.431	-2.292
30	17	650.523	645.689	-4.834
30	18	636.235	627.127	-9.108
30	19	609.326	606.033	-3.293
30	20	606.608	612.069	5.461
51	21	618.772	610.610	-8.162
51	22	663.160	641.112	-22.048
51	23	636.411	615.734	-20.677
51	24	604.031	587.090	-16.941
51	25	617.188	624.520	7.332
50	26	658.565	644.415	-14.150
50	27	591.489	590.234	-1.255
50	28	583.282	586.250	2.968
50	29	571.066	562.130	-8.936
50	30	545.610	558.655	13.045
0	31	651.976	659.511	7.535
0	32	641.852	644.765	2.913
0	33	617.576	611.378	-6.198
	Max	678.639	682.169	13.045
	Average	619.171	614.265	-4.906
	Min	545.610	558.655	-23.540
	Std Dev	32.318	31.365	9.187



16.2_SUPPLY PRE BIAS_SHUT		
Test Site	Dallas	
Tester	ETS-364	
Test Number	EB6938	
Max Limit	1000	uA
Min Limit	300	uA

	0	20	21	30	31	50	51
LL	300.000	300.000	300.000	300.000	300.000	300.000	300.000
Min	611.378	585.799	565.049	588.431	568.200	558.655	587.090
Average	638.551	616.197	617.658	615.870	617.145	588.337	615.813
Max	659.511	644.584	679.883	645.689	682.169	644.415	641.112
UL	1000.000	1000.000	1000.000	1000.000	1000.000	1000.000	1000.000

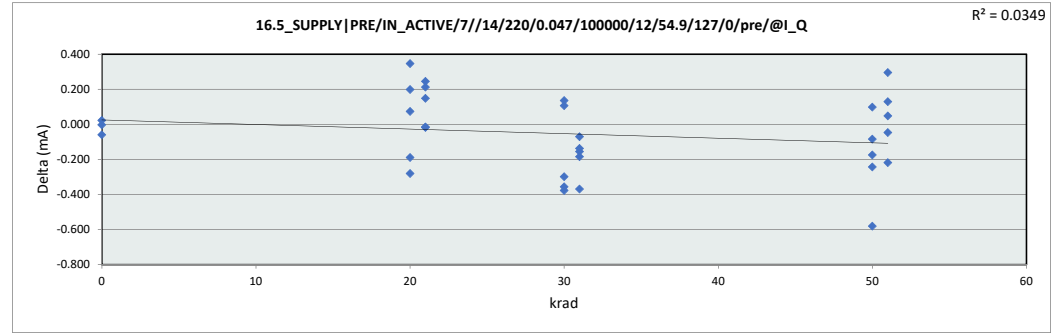




LDR Report  
TPS7H1111-SEP

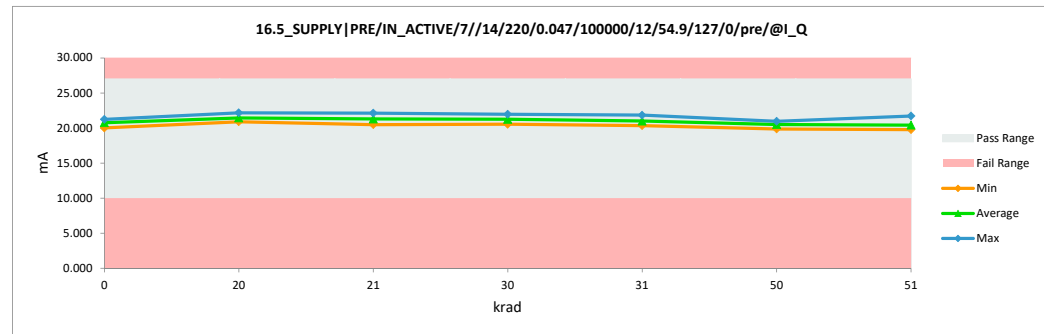
16.5_SUPPLY PRE/IN_ACTIVE/7		
Test Site	Dallas	Dallas
Tester	ETS-364	ETS-364
Test Number	EB6938	EB6938
Unit	mA	mA
Max Limit	27	27
Min Limit	10	10

krad	Serial #	Pre	Post	Delta
21	1	20.930	21.175	0.244
21	2	21.331	21.316	-0.015
21	3	20.492	20.473	-0.018
21	4	21.906	22.117	0.212
21	5	21.237	21.385	0.148
20	6	20.830	20.902	0.073
20	7	21.821	22.167	0.346
20	8	21.187	20.906	-0.281
20	9	21.732	21.929	0.198
20	10	21.462	21.272	-0.190
31	11	20.930	20.746	-0.185
31	12	21.331	20.962	-0.369
31	13	20.492	20.336	-0.156
31	14	21.906	21.834	-0.071
31	15	21.237	21.099	-0.138
30	16	20.830	20.530	-0.300
30	17	21.821	21.956	0.135
30	18	21.187	20.830	-0.357
30	19	21.732	21.837	0.106
30	20	21.462	21.083	-0.378
51	21	19.823	19.777	-0.047
51	22	20.038	20.086	0.048
51	23	20.489	20.618	0.128
51	24	21.931	21.712	-0.219
51	25	19.569	19.864	0.295
50	26	21.546	20.965	-0.582
50	27	21.031	20.946	-0.085
50	28	19.766	19.864	0.098
50	29	20.514	20.271	-0.244
50	30	20.646	20.471	-0.175
0	31	21.208	21.231	0.022
0	32	20.011	20.008	-0.003
0	33	21.087	21.027	-0.060
	Max	21.931	22.167	0.346
	Average	21.016	20.960	-0.055
	Min	19.569	19.777	-0.582
	Std Dev	0.665	0.675	0.218



16.5_SUPPLY PRE/IN_ACTIVE		
Test Site	Dallas	
Tester	ETS-364	
Test Number	EB6938	
Max Limit	27	mA
Min Limit	10	mA

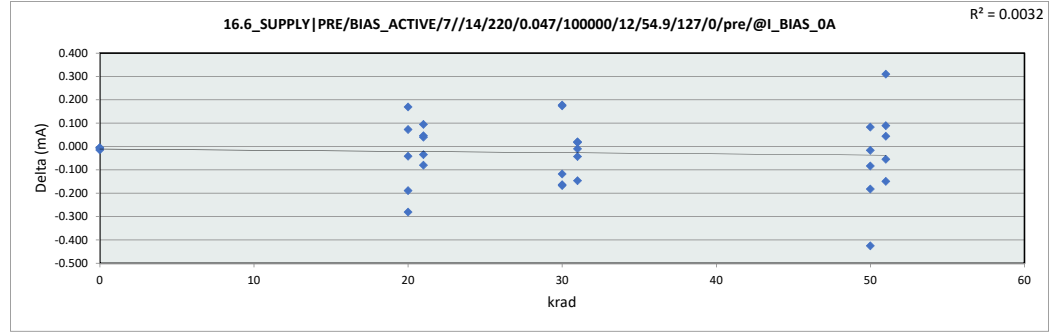
	0	20	21	30	31	50	51
LL	10.000	10.000	10.000	10.000	10.000	10.000	10.000
Min	20.008	20.902	20.474	20.530	20.336	19.864	19.777
Average	20.755	21.435	21.293	21.247	20.995	20.503	20.411
Max	21.231	22.167	22.117	21.956	21.834	20.965	21.712
UL	27.000	27.000	27.000	27.000	27.000	27.000	27.000



LDR Report  
TPS7H1111-SEP

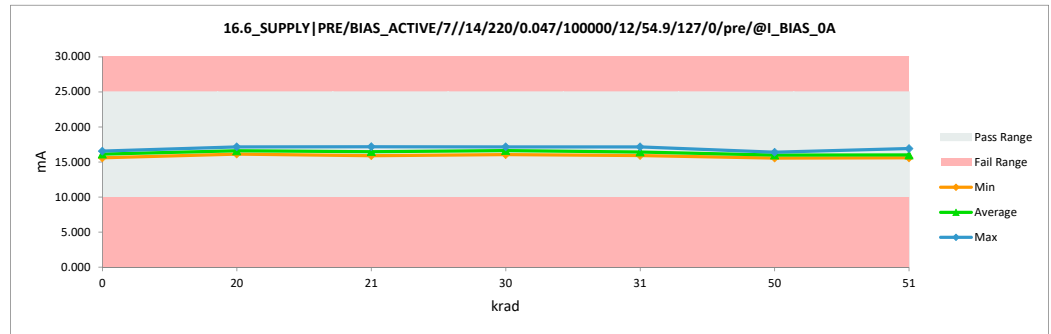
16.6_SUPPLY PRE BIAS_ACTIVE		
Test Site	Dallas	Dallas
Tester	ETS-364	ETS-364
Test Number	EB6938	EB6938
Unit	mA	mA
Max Limit	25	25
Min Limit	10	10

krad	Serial #	Pre	Post	Delta
21	1	16.160	16.254	0.094
21	2	16.533	16.452	-0.081
21	3	15.929	15.893	-0.035
21	4	17.128	17.174	0.046
21	5	16.484	16.523	0.039
20	6	16.160	16.118	-0.042
20	7	16.974	17.143	0.169
20	8	16.515	16.235	-0.281
20	9	16.847	16.920	0.073
20	10	16.693	16.504	-0.189
31	11	16.160	16.116	-0.043
31	12	16.533	16.386	-0.147
31	13	15.929	15.918	-0.011
31	14	17.128	17.148	0.020
31	15	16.484	16.500	0.017
30	16	16.160	16.042	-0.118
30	17	16.974	17.152	0.178
30	18	16.515	16.348	-0.167
30	19	16.847	17.021	0.174
30	20	16.693	16.530	-0.164
51	21	15.634	15.579	-0.055
51	22	15.683	15.727	0.044
51	23	15.991	16.080	0.089
51	24	17.062	16.912	-0.149
51	25	15.361	15.671	0.310
50	26	16.725	16.300	-0.425
50	27	16.404	16.387	-0.017
50	28	15.479	15.562	0.083
50	29	15.933	15.751	-0.182
50	30	16.013	15.929	-0.084
0	31	16.552	16.547	-0.005
0	32	15.598	15.583	-0.015
0	33	16.229	16.222	-0.007
	Max	17.128	17.174	0.310
	Average	16.349	16.322	-0.027
	Min	15.361	15.562	-0.425
	Std Dev	0.492	0.491	0.144



16.6_SUPPLY PRE BIAS_ACTIVE		
Test Site	Dallas	
Tester	ETS-364	
Test Number	EB6938	
Max Limit	25	mA
Min Limit	10	mA

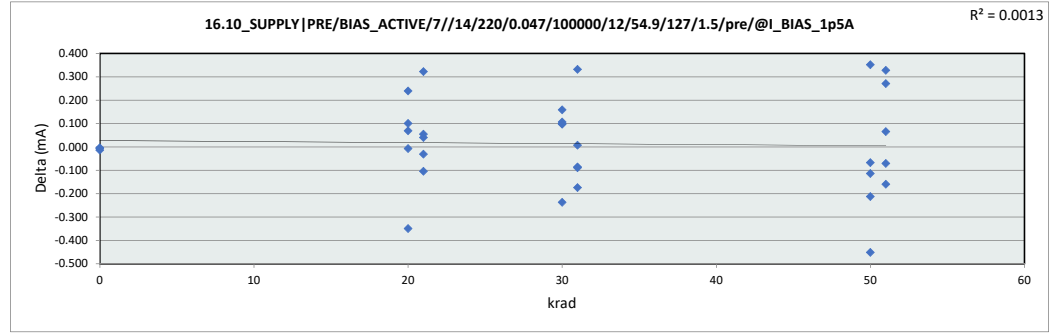
	0	20	21	30	31	50	51
LL	10.000	10.000	10.000	10.000	10.000	10.000	10.000
Min	15.583	16.118	15.893	16.042	15.918	15.562	15.579
Average	16.118	16.584	16.459	16.619	16.414	15.986	15.994
Max	16.547	17.143	17.174	17.152	17.148	16.387	16.912
UL	25.000	25.000	25.000	25.000	25.000	25.000	25.000



LDR Report  
TPS7H1111-SEP

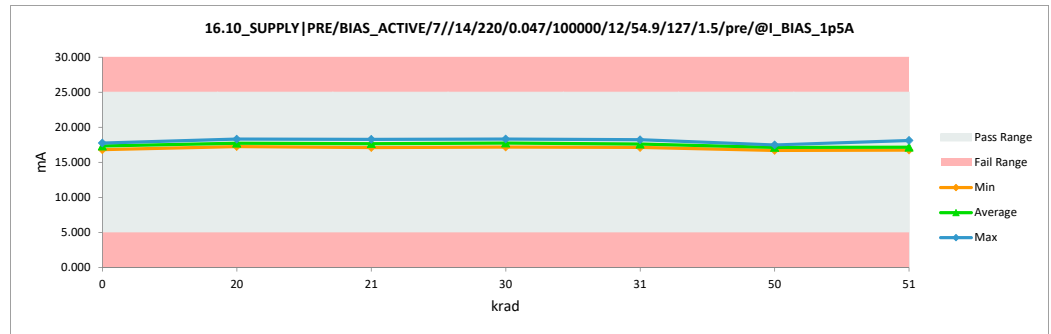
16.10_SUPPLY PRE BIAS_ACTIV		
Test Site	Dallas	Dallas
Tester	ETS-364	ETS-364
Test Number	EB6938	EB6938
Unit	mA	mA
Max Limit	25	25
Min Limit	5	5

krad	Serial #	Pre	Post	Delta
21	1	17.392	17.447	0.054
21	2	17.801	17.696	-0.105
21	3	16.775	17.097	0.322
21	4	18.298	18.267	-0.031
21	5	17.676	17.716	0.040
20	6	17.013	17.252	0.239
20	7	18.201	18.301	0.100
20	8	17.758	17.408	-0.350
20	9	18.024	18.016	-0.007
20	10	17.556	17.625	0.069
31	11	17.392	17.303	-0.089
31	12	17.801	17.626	-0.175
31	13	16.775	17.106	0.331
31	14	18.298	18.212	-0.086
31	15	17.676	17.683	0.007
30	16	17.013	17.171	0.158
30	17	18.201	18.308	0.106
30	18	17.758	17.520	-0.238
30	19	18.024	18.120	0.097
30	20	17.556	17.656	0.100
51	21	16.812	16.741	-0.071
51	22	16.609	16.936	0.327
51	23	17.133	17.198	0.066
51	24	18.261	18.101	-0.160
51	25	16.509	16.780	0.271
50	26	17.877	17.426	-0.452
50	27	17.550	17.482	-0.068
50	28	16.340	16.692	0.351
50	29	17.185	16.972	-0.213
50	30	17.233	17.118	-0.114
0	31	17.742	17.738	-0.004
0	32	16.806	16.792	-0.014
0	33	17.414	17.407	-0.007
	Max	18.298	18.308	0.351
	Average	17.468	17.482	0.014
	Min	16.340	16.692	-0.452
	Std Dev	0.555	0.476	0.192



16.10_SUPPLY PRE BIAS_ACTIV		
Test Site	Dallas	
Tester	ETS-364	
Test Number	EB6938	
Max Limit	25	mA
Min Limit	5	mA

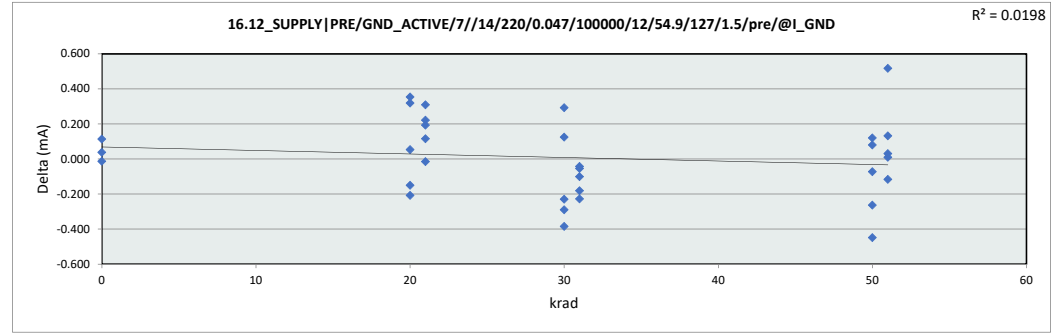
	0	20	21	30	31	50	51
LL	5.000	5.000	5.000	5.000	5.000	5.000	5.000
Min	16.792	17.252	17.097	17.171	17.106	16.692	16.741
Average	17.312	17.720	17.644	17.755	17.586	17.138	17.151
Max	17.738	18.301	18.267	18.308	18.212	17.482	18.102
UL	25.000	25.000	25.000	25.000	25.000	25.000	25.000



LDR Report  
TPS7H1111-SEP

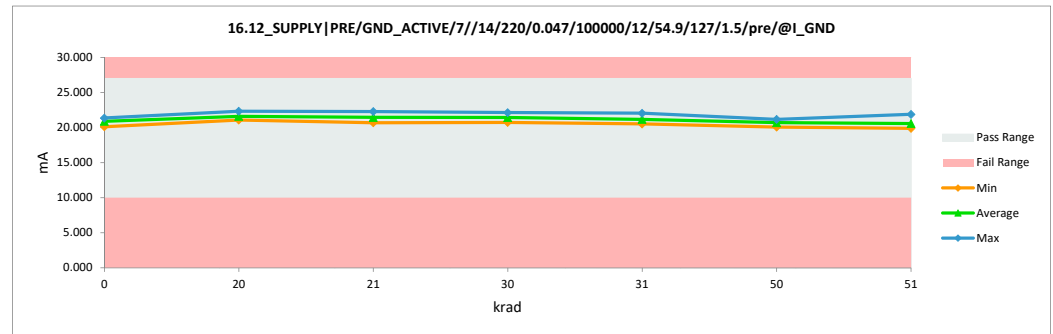
16.12_SUPPLY PRE/GND_ACTIV		
Test Site	Dallas	Dallas
Tester	ETS-364	ETS-364
Test Number	EB6938	EB6938
Unit	mA	mA
Max Limit	27	27
Min Limit	10	10

krad	Serial #	Pre	Post	Delta
21	1	21.025	21.334	0.309
21	2	21.343	21.459	0.116
21	3	20.705	20.690	-0.015
21	4	22.099	22.292	0.193
21	5	21.295	21.517	0.222
20	6	21.028	21.082	0.054
20	7	22.015	22.334	0.319
20	8	21.258	21.108	-0.150
20	9	21.751	22.105	0.354
20	10	21.639	21.432	-0.207
31	11	21.025	20.924	-0.101
31	12	21.343	21.115	-0.228
31	13	20.705	20.524	-0.181
31	14	22.099	22.056	-0.042
31	15	21.295	21.241	-0.054
30	16	21.028	20.739	-0.289
30	17	22.015	22.140	0.125
30	18	21.258	21.029	-0.229
30	19	21.751	22.044	0.292
30	20	21.639	21.254	-0.385
51	21	19.897	19.907	0.010
51	22	20.202	20.233	0.031
51	23	20.672	20.805	0.132
51	24	22.008	21.892	-0.116
51	25	19.551	20.068	0.518
50	26	21.632	21.184	-0.448
50	27	21.079	21.159	0.080
50	28	19.953	20.073	0.121
50	29	20.685	20.422	-0.263
50	30	20.766	20.694	-0.072
0	31	21.378	21.365	-0.013
0	32	20.089	20.127	0.039
0	33	21.090	21.204	0.114
Max		22.099	22.334	0.518
Average		21.131	21.138	0.007
Min		19.551	19.907	-0.448
Std Dev		0.668	0.676	0.223



16.12_SUPPLY PRE/GND_ACTIV		
Test Site	Dallas	
Tester	ETS-364	
Test Number	EB6938	
Max Limit	27	mA
Min Limit	10	mA

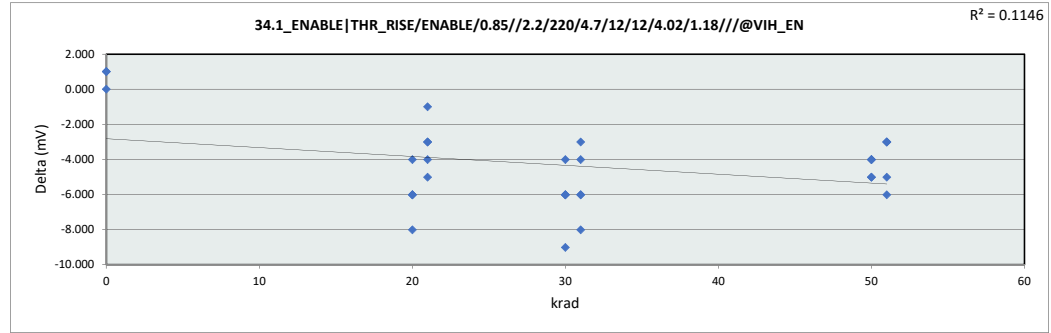
	0	20	21	30	31	50	51
LL	10.000	10.000	10.000	10.000	10.000	10.000	10.000
Min	20.127	21.082	20.690	20.739	20.524	20.073	19.907
Average	20.899	21.612	21.458	21.441	21.172	20.707	20.581
Max	21.365	22.334	22.292	22.140	22.057	21.184	21.893
UL	27.000	27.000	27.000	27.000	27.000	27.000	27.000



LDR Report  
TPS7H1111-SEP

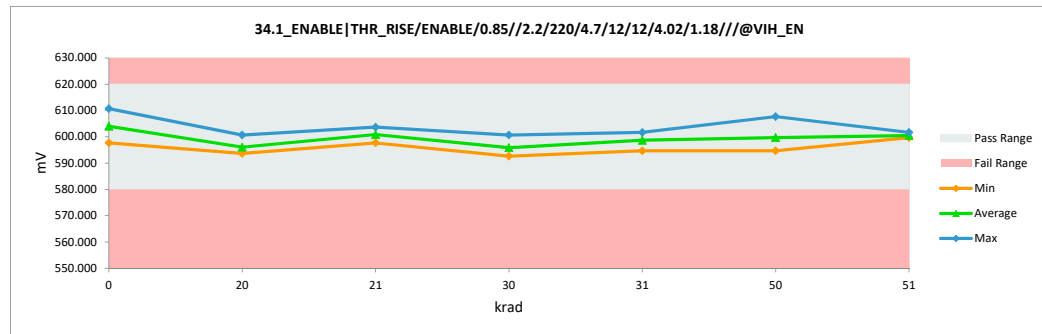
34.1_ENABLE THR_RISE/ENABL		
Test Site	Dallas	Dallas
Tester	ETS-364	ETS-364
Test Number	EB6938	EB6938
Unit	mV	mV
Max Limit	620	620
Min Limit	580	580

krad	Serial #	Pre	Post	Delta
21	1	603.679	599.666	-4.013
21	2	605.686	602.676	-3.010
21	3	606.689	603.679	-3.010
21	4	602.676	597.659	-5.017
21	5	601.672	600.669	-1.003
20	6	603.679	597.659	-6.020
20	7	600.669	594.649	-6.020
20	8	601.672	593.645	-8.027
20	9	597.659	593.645	-4.014
20	10	606.689	600.669	-6.020
31	11	603.679	597.659	-6.020
31	12	605.686	601.672	-4.014
31	13	606.689	600.669	-6.020
31	14	602.676	594.649	-8.027
31	15	601.672	598.662	-3.010
30	16	603.679	597.659	-6.020
30	17	600.669	594.649	-6.020
30	18	601.672	592.642	-9.030
30	19	597.659	593.645	-4.014
30	20	606.689	600.669	-6.020
51	21	603.679	600.669	-3.010
51	22	606.689	601.672	-5.017
51	23	602.676	599.666	-3.010
51	24	605.686	599.666	-6.020
51	25	603.679	600.669	-3.010
50	26	600.669	595.652	-5.017
50	27	599.666	594.649	-5.017
50	28	608.696	604.682	-4.014
50	29	611.706	607.692	-4.014
50	30	599.666	595.652	-4.014
0	31	602.676	603.679	1.003
0	32	610.702	610.702	0.000
0	33	596.656	597.659	1.003
Max	611.706	610.702	1.003	
Average	603.466	599.088	-4.378	
Min	596.656	592.642	-9.030	
Std Dev	3.518	4.212	2.337	



34.1_ENABLE THR_RISE/ENABL		
Test Site	Dallas	
Tester	ETS-364	
Test Number	EB6938	
Max Limit	620	mV
Min Limit	580	mV

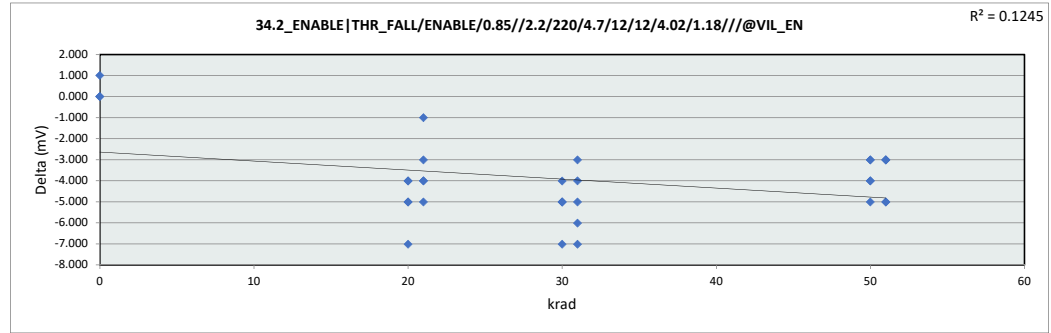
krad	0	20	21	30	31	50	51
LL	580.000	580.000	580.000	580.000	580.000	580.000	580.000
Min	597.659	593.645	597.659	592.642	594.649	594.649	599.666
Average	604.013	596.053	600.870	595.853	598.662	599.665	600.468
Max	610.702	600.669	603.679	600.669	601.672	607.692	601.672
UL	620.000	620.000	620.000	620.000	620.000	620.000	620.000



LDR Report  
TPS7H1111-SEP

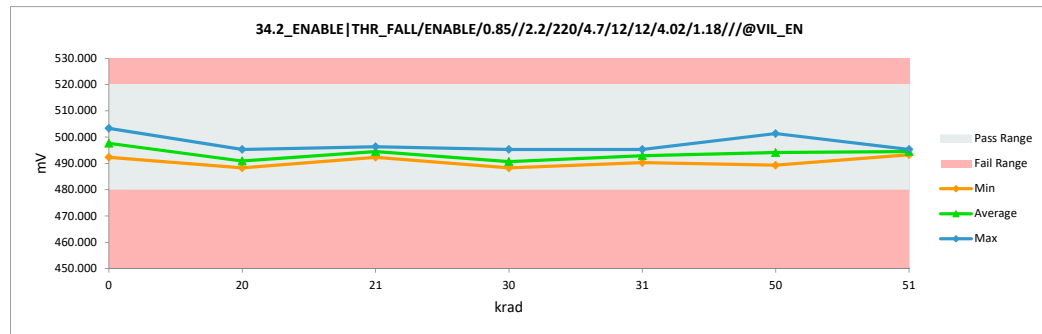
34.2_ENABLE THR_FALL/ENABLE		
Test Site	Dallas	Dallas
Tester	ETS-364	ETS-364
Test Number	EB6938	EB6938
Unit	mV	mV
Max Limit	520	520
Min Limit	480	480

krad	Serial #	Pre	Post	Delta
21	1	497.324	493.311	-4.013
21	2	499.331	496.321	-3.010
21	3	500.334	496.321	-4.013
21	4	497.324	492.308	-5.016
21	5	495.318	494.314	-1.004
20	6	497.324	492.308	-5.016
20	7	494.314	490.301	-4.013
20	8	495.318	488.294	-7.024
20	9	492.308	488.294	-4.014
20	10	500.334	495.318	-5.016
31	11	497.324	492.308	-5.016
31	12	499.331	495.318	-4.013
31	13	500.334	494.314	-6.020
31	14	497.324	490.301	-7.023
31	15	495.318	492.308	-3.010
30	16	497.324	492.308	-5.016
30	17	494.314	489.298	-5.016
30	18	495.318	488.294	-7.024
30	19	492.308	488.294	-4.014
30	20	500.334	495.318	-5.016
51	21	497.324	494.314	-3.010
51	22	500.334	495.318	-5.016
51	23	497.324	494.314	-3.010
51	24	498.328	493.311	-5.017
51	25	498.328	495.318	-3.010
50	26	494.314	489.298	-5.016
50	27	494.314	490.301	-4.013
50	28	502.341	499.331	-3.010
50	29	504.348	501.338	-3.010
50	30	494.314	490.301	-4.013
0	31	497.324	497.324	0.000
0	32	503.344	503.344	0.000
0	33	491.304	492.308	1.004
	Max	504.348	503.344	1.004
	Average	497.324	493.372	-3.952
	Min	491.304	488.294	-7.024
	Std Dev	3.133	3.686	1.893



34.2_ENABLE THR_FALL/ENAB		
Test Site	Dallas	
Tester	ETS-364	
Test Number	EB6938	
Max Limit	520	mV
Min Limit	480	mV

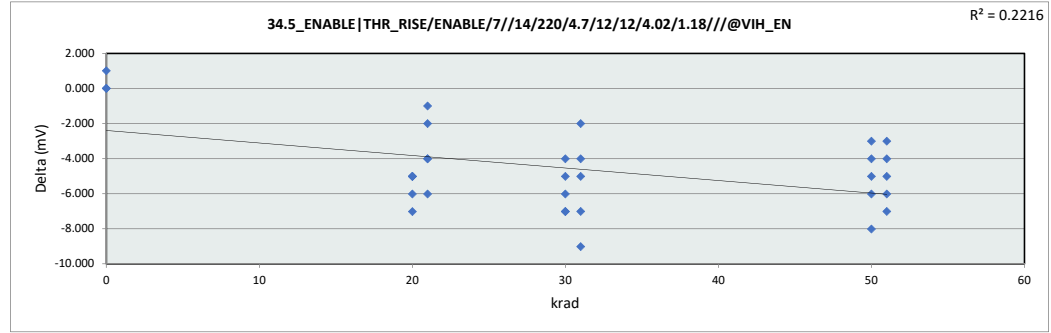
krad	0	20	21	30	31	50	51
LL	480.000	480.000	480.000	480.000	480.000	480.000	480.000
Min	492.308	488.294	492.308	488.294	490.301	489.298	493.311
Average	497.659	490.903	494.515	490.702	492.910	494.114	494.515
Max	503.344	495.318	496.321	495.318	495.318	501.338	495.318
UL	520.000	520.000	520.000	520.000	520.000	520.000	520.000



LDR Report  
TPS7H1111-SEP

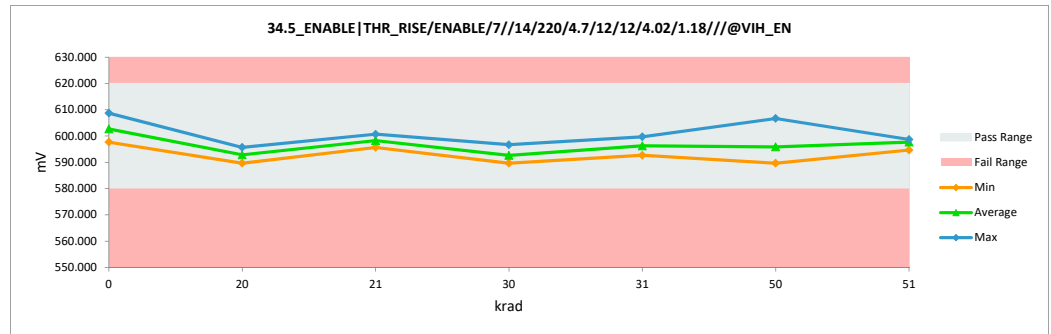
34.5_ENABLE THR_RISE/ENABL		
Test Site	Dallas	Dallas
Tester	ETS-364	ETS-364
Test Number	EB6938	EB6938
Unit	mV	mV
Max Limit	620	620
Min Limit	580	580

krad	Serial #	Pre	Post	Delta
21	1	599.666	597.659	-2.007
21	2	604.682	600.669	-4.013
21	3	601.672	597.659	-4.013
21	4	601.672	595.652	-6.020
21	5	600.669	599.666	-1.003
20	6	600.669	595.652	-5.017
20	7	596.656	589.632	-7.024
20	8	598.662	592.642	-6.020
20	9	596.656	591.639	-5.017
20	10	599.666	594.649	-5.017
31	11	599.666	595.652	-4.014
31	12	604.682	599.666	-5.016
31	13	601.672	594.649	-7.023
31	14	601.672	592.642	-9.030
31	15	600.669	598.662	-2.007
30	16	600.669	596.656	-4.013
30	17	596.656	589.632	-7.024
30	18	598.662	591.639	-7.023
30	19	596.656	590.635	-6.021
30	20	599.666	594.649	-5.017
51	21	603.679	598.662	-5.017
51	22	604.682	598.662	-6.020
51	23	601.672	594.649	-7.023
51	24	601.672	597.659	-4.013
51	25	601.672	598.662	-3.010
50	26	598.662	592.642	-6.020
50	27	597.659	589.632	-8.027
50	28	602.676	597.659	-5.017
50	29	610.702	606.689	-4.013
50	30	595.652	592.642	-3.010
0	31	601.672	601.672	0.000
0	32	608.696	608.696	0.000
0	33	596.656	597.659	1.003
	Max	610.702	608.696	1.003
	Average	600.821	596.230	-4.591
	Min	595.652	589.632	-9.030
	Std Dev	3.376	4.466	2.367



34.5_ENABLE THR_RISE/ENABL		
Test Site	Dallas	
Tester	ETS-364	
Test Number	EB6938	
Max Limit	620 mV	
Min Limit	580 mV	

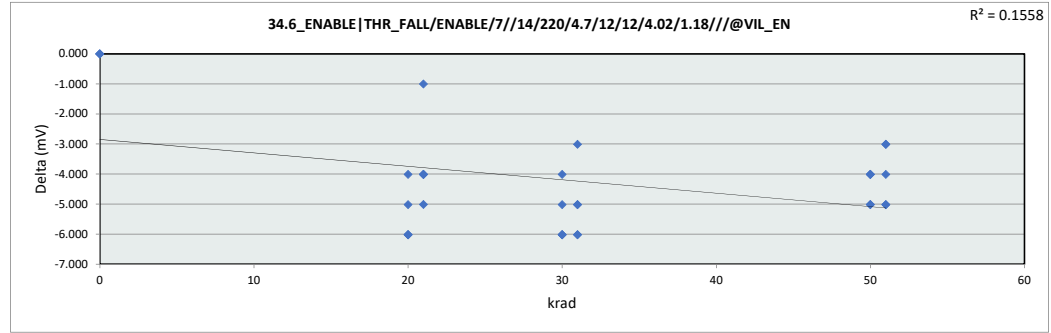
krad	0	20	21	30	31	50	51
LL	580.000	580.000	580.000	580.000	580.000	580.000	580.000
Min	597.659	589.632	595.652	589.632	592.642	589.632	594.649
Average	602.676	592.843	598.261	592.642	596.254	595.853	597.659
Max	608.696	595.652	600.669	596.656	599.666	606.689	598.662
UL	620.000	620.000	620.000	620.000	620.000	620.000	620.000



LDR Report  
TPS7H1111-SEP

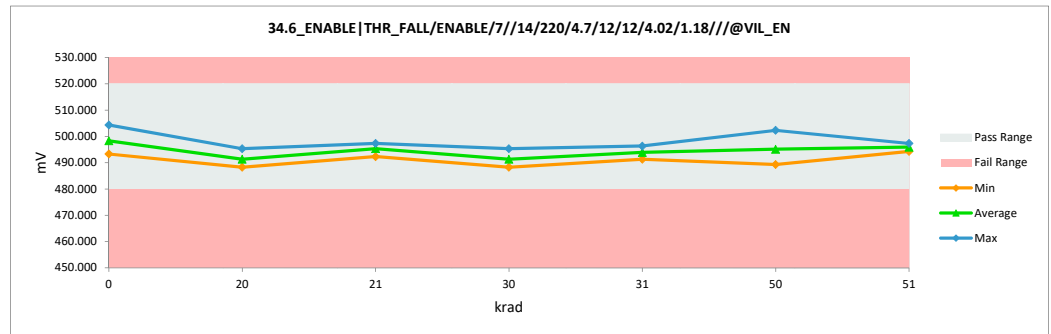
34.6_ENABLE THR_FALL/ENABL		
Test Site	Dallas	Dallas
Tester	ETS-364	ETS-364
Test Number	EB6938	EB6938
Unit	mV	mV
Max Limit	520	520
Min Limit	480	480

krad	Serial #	Pre	Post	Delta
21	1	498.328	494.314	-4.014
21	2	501.338	497.324	-4.014
21	3	500.334	496.321	-4.013
21	4	497.324	492.308	-5.016
21	5	497.324	496.321	-1.003
20	6	500.334	494.314	-6.020
20	7	495.318	490.301	-5.017
20	8	494.314	488.294	-6.020
20	9	492.308	488.294	-4.014
20	10	501.338	495.318	-6.020
31	11	498.328	493.311	-5.017
31	12	501.338	496.321	-5.017
31	13	500.334	494.314	-6.020
31	14	497.324	491.304	-6.020
31	15	497.324	494.314	-3.010
30	16	500.334	494.314	-6.020
30	17	495.318	490.301	-5.017
30	18	494.314	488.294	-6.020
30	19	492.308	488.294	-4.014
30	20	501.338	495.318	-6.020
51	21	499.331	496.321	-3.010
51	22	502.341	497.324	-5.017
51	23	499.331	495.318	-4.013
51	24	499.331	494.314	-5.017
51	25	499.331	496.321	-3.010
50	26	494.314	489.298	-5.016
50	27	496.321	491.304	-5.017
50	28	504.348	500.334	-4.014
50	29	506.355	502.341	-4.014
50	30	496.321	492.308	-4.013
0	31	497.324	497.324	0.000
0	32	504.348	504.348	0.000
0	33	493.311	493.311	0.000
	Max	506.355	504.348	0.000
	Average	498.449	494.223	-4.226
	Min	492.308	488.294	-6.020
	Std Dev	3.474	3.881	1.769



34.6_ENABLE THR_FALL/ENABL		
Test Site	Dallas	
Tester	ETS-364	
Test Number	EB6938	
Max Limit	520	mV
Min Limit	480	mV

	0	20	21	30	31	50	51
LL	480.000	480.000	480.000	480.000	480.000	480.000	480.000
Min	493.311	488.294	492.308	488.294	491.304	489.298	494.314
Average	498.328	491.304	495.318	491.304	493.913	495.117	495.920
Max	504.348	495.318	497.324	495.318	496.321	502.341	497.324
UL	520.000	520.000	520.000	520.000	520.000	520.000	520.000

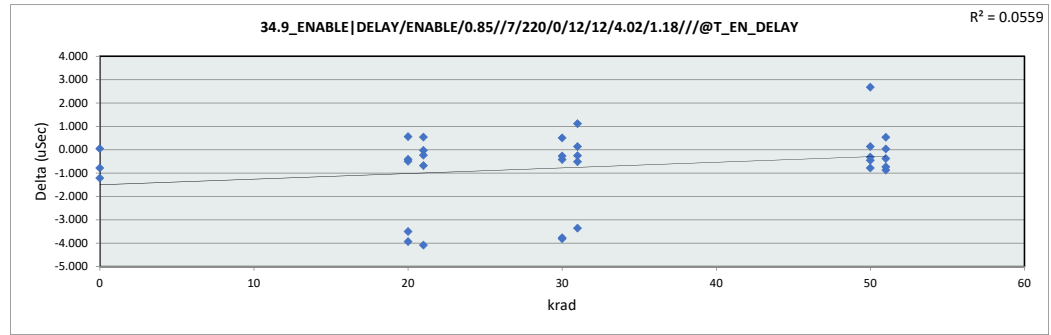




LDR Report  
TPS7H1111-SEP

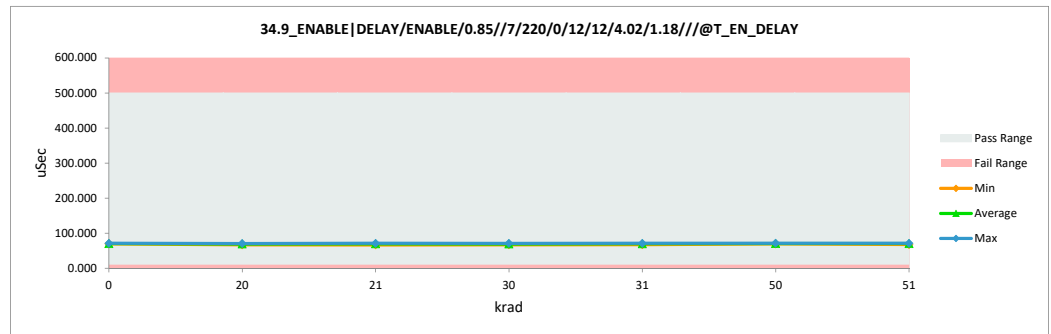
34.9_ENABLE DELAY/ENABLE/0.85//7/220/0/12/12/4.02/1.18//@T_EN_DELAY		
Test Site	Dallas	Dallas
Tester	ETS-364	ETS-364
Test Number	EB6938	EB6938
Unit	uSec	
Max Limit	500	500
Min Limit	10	10

krad	Serial #	Pre	Post	Delta
21	1	70.672	70.642	-0.030
21	2	71.061	70.378	-0.683
21	3	71.293	71.057	-0.236
21	4	70.391	66.305	-4.086
21	5	68.577	69.116	0.539
20	6	71.098	70.684	-0.414
20	7	70.458	66.524	-3.934
20	8	69.621	70.174	0.553
20	9	70.546	67.039	-3.507
20	10	70.810	70.314	-0.496
31	11	70.672	70.802	0.130
31	12	71.061	70.540	-0.521
31	13	71.293	71.033	-0.260
31	14	70.391	67.029	-3.362
31	15	68.577	69.690	1.113
30	16	71.098	70.823	-0.275
30	17	70.458	66.690	-3.768
30	18	69.621	70.121	0.500
30	19	70.546	66.736	-3.810
30	20	70.810	70.388	-0.422
51	21	71.174	71.200	0.026
51	22	71.492	71.112	-0.380
51	23	71.389	70.649	-0.740
51	24	66.964	67.493	0.529
51	25	71.811	70.939	-0.872
50	26	66.602	69.276	2.674
50	27	71.098	70.310	-0.788
50	28	71.644	71.327	-0.317
50	29	71.648	71.192	-0.456
50	30	70.436	70.566	0.130
0	31	70.772	69.557	-1.215
0	32	71.128	71.174	0.046
0	33	70.979	70.194	-0.785
	Max	71.811	71.327	2.674
	Average	70.491	69.730	-0.761
	Min	66.602	66.305	-4.086
	Std Dev	1.214	1.625	1.590



34.9_ENABLE DELAY/ENABLE/0.85//7/220/0/12/12/4.02/1.18//@T_EN_DELAY		
Test Site	Dallas	
Tester	ETS-364	
Test Number	EB6938	
Max Limit	500	uSec
Min Limit	10	uSec

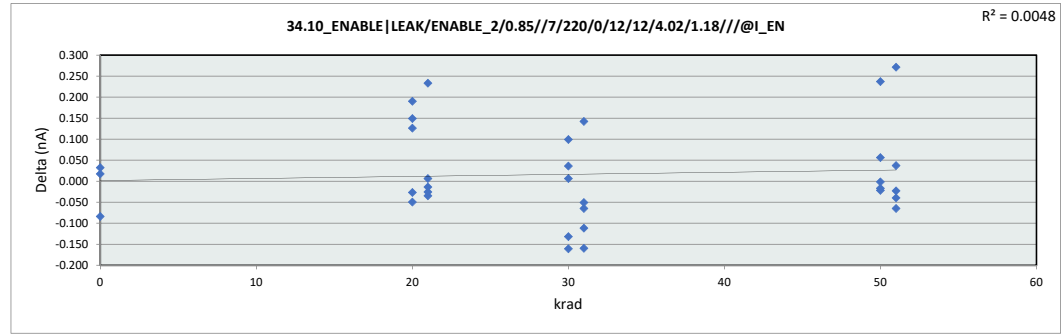
	0	20	21	30	31	50	51
LL	10.000	10.000	10.000	10.000	10.000	10.000	10.000
Min	69.557	66.524	66.305	66.690	67.029	69.276	67.493
Average	70.308	68.947	69.500	68.952	69.819	70.534	70.279
Max	71.174	70.684	71.057	70.823	71.033	71.327	71.200
UL	500.000	500.000	500.000	500.000	500.000	500.000	500.000



LDR Report  
TPS7H1111-SEP

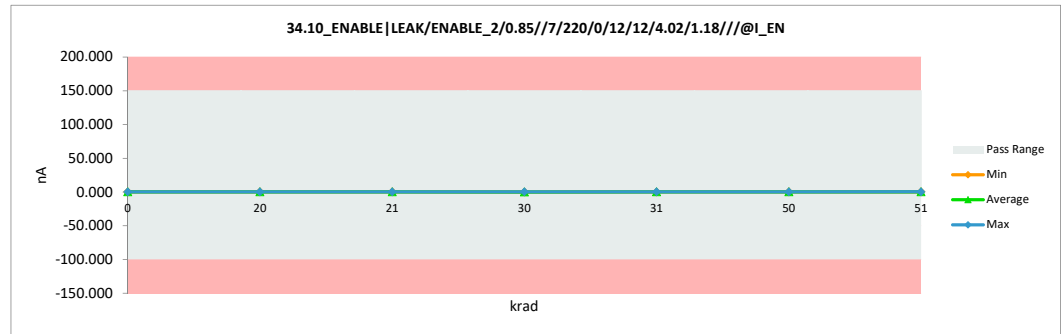
34.10_ENABLE LEAK/ENABLE_2		
Test Site	Dallas	Dallas
Tester	ETS-364	ETS-364
Test Number	EB6938	EB6938
Unit	nA	nA
Max Limit	150	150
Min Limit	-100	-100

krad	Serial #	Pre	Post	Delta
21	1	0.267	0.232	-0.035
21	2	0.189	0.195	0.006
21	3	0.004	0.237	0.233
21	4	0.253	0.227	-0.026
21	5	0.242	0.228	-0.014
20	6	0.031	0.221	0.190
20	7	0.255	0.205	-0.050
20	8	0.222	0.195	-0.027
20	9	0.093	0.219	0.126
20	10	0.065	0.214	0.149
31	11	0.267	0.107	-0.160
31	12	0.189	0.138	-0.051
31	13	0.004	0.146	0.142
31	14	0.253	0.141	-0.112
31	15	0.242	0.177	-0.065
30	16	0.031	0.130	0.099
30	17	0.255	0.094	-0.161
30	18	0.222	0.090	-0.132
30	19	0.093	0.099	0.006
30	20	0.065	0.101	0.036
51	21	0.235	0.170	-0.065
51	22	-0.027	0.244	0.271
51	23	0.240	0.217	-0.023
51	24	0.260	0.220	-0.040
51	25	0.179	0.216	0.037
50	26	0.230	0.208	-0.022
50	27	0.204	0.202	-0.002
50	28	0.018	0.255	0.237
50	29	0.239	0.222	-0.017
50	30	0.221	0.277	0.056
0	31	0.250	0.166	-0.084
0	32	0.200	0.217	0.017
0	33	0.149	0.181	0.032
Max		0.267	0.277	0.271
Average		0.171	0.188	0.017
Min		-0.027	0.090	-0.161
Std Dev		0.095	0.051	0.111



34.10_ENABLE LEAK/ENABLE		
Test Site	Dallas	
Tester	ETS-364	
Test Number	EB6938	
Max Limit	150	nA
Min Limit	-100	nA

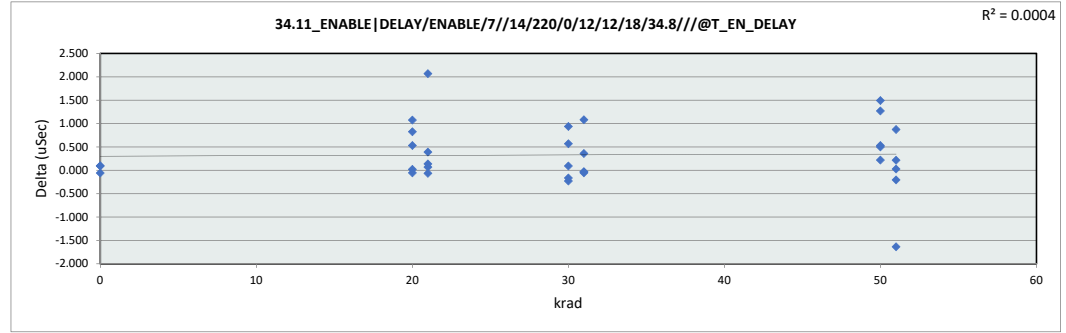
krad	0	20	21	30	31	50	51
LL	-100.000	-100.000	-100.000	-100.000	-100.000	-100.000	-100.000
Min	0.166	0.195	0.195	0.090	0.107	0.202	0.170
Average	0.188	0.211	0.224	0.103	0.142	0.233	0.213
Max	0.217	0.221	0.237	0.130	0.177	0.277	0.244
UL	150.000	150.000	150.000	150.000	150.000	150.000	150.000



LDR Report  
TPS7H1111-SEP

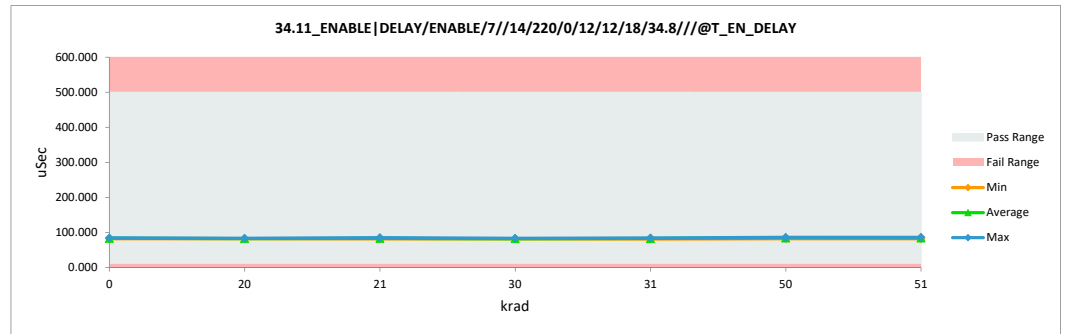
34.11_ENABLE DELAY/ENABLE/7		
Test Site	Dallas	Dallas
Tester	ETS-364	ETS-364
Test Number	EB6938	EB6938
Unit		uSec
Max Limit	500	500
Min Limit	10	10

krad	Serial #	Pre	Post	Delta
21	1	82.916	82.849	-0.067
21	2	82.043	82.431	0.388
21	3	83.033	85.098	2.065
21	4	81.297	81.363	0.066
21	5	81.851	81.985	0.134
20	6	82.172	83.245	1.073
20	7	81.555	81.499	-0.056
20	8	81.965	82.493	0.528
20	9	81.676	81.694	0.018
20	10	81.420	82.241	0.821
31	11	82.916	82.884	-0.032
31	12	82.043	82.399	0.356
31	13	83.033	84.112	1.079
31	14	81.297	81.240	-0.057
31	15	81.851	81.813	-0.038
30	16	82.172	83.108	0.936
30	17	81.555	81.388	-0.167
30	18	81.965	82.054	0.089
30	19	81.676	81.443	-0.233
30	20	81.420	81.985	0.565
51	21	86.018	86.043	0.025
51	22	83.659	84.530	0.871
51	23	83.021	82.812	-0.209
51	24	81.340	81.554	0.214
51	25	86.140	84.500	-1.640
50	26	81.453	81.952	0.499
50	27	82.139	82.355	0.216
50	28	84.992	86.260	1.268
50	29	83.808	85.299	1.491
50	30	82.698	83.228	0.530
0	31	81.810	81.904	0.094
0	32	84.497	84.438	-0.059
0	33	82.307	82.397	0.090
	Max	86.140	86.260	2.065
	Average	82.538	82.867	0.329
	Min	81.297	81.240	-1.640
	Std Dev	1.294	1.402	0.650



34.11_ENABLE DELAY/ENABLE/7		
Test Site	Dallas	
Tester	ETS-364	
Test Number	EB6938	
Max Limit	500	uSec
Min Limit	10	uSec

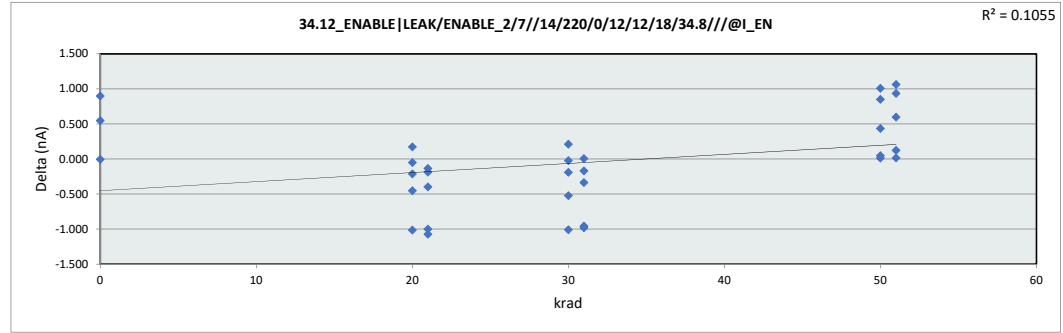
	0	20	21	30	31	50	51
LL	10.000	10.000	10.000	10.000	10.000	10.000	10.000
Min	81.904	81.499	81.363	81.388	81.240	81.952	81.554
Average	82.913	82.234	82.745	81.996	82.490	83.819	83.888
Max	84.438	83.245	85.098	83.108	84.112	86.260	86.043
UL	500.000	500.000	500.000	500.000	500.000	500.000	500.000



LDR Report  
TPS7H1111-SEP

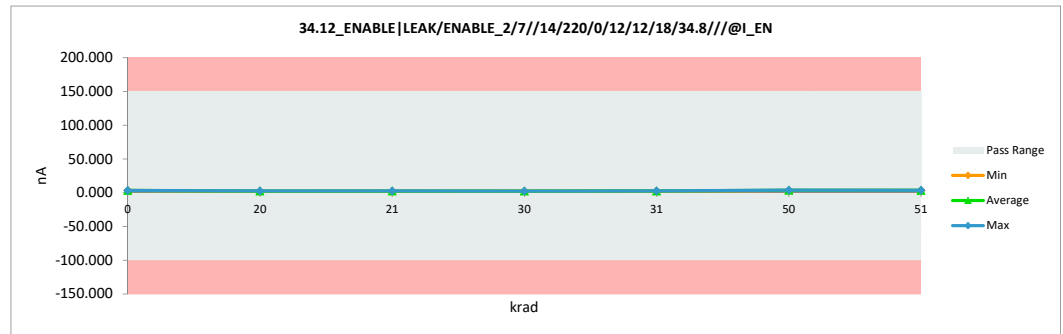
34.12_ENABLE LEAK/ENABLE_2		
Test Site	Dallas	Dallas
Tester	ETS-364	ETS-364
Test Number	EB6938	EB6938
Unit	nA	nA
Max Limit	150	150
Min Limit	-100	-100

krad	Serial #	Pre	Post	Delta
21	1	3.412	2.338	-1.074
21	2	3.011	2.613	-0.398
21	3	2.549	2.414	-0.135
21	4	2.807	2.619	-0.188
21	5	3.414	2.414	-1.000
20	6	2.528	2.477	-0.051
20	7	2.532	2.319	-0.213
20	8	3.454	2.441	-1.013
20	9	3.122	2.669	-0.453
20	10	2.213	2.385	0.172
31	11	3.412	2.431	-0.981
31	12	3.011	2.676	-0.335
31	13	2.549	2.555	0.006
31	14	2.807	2.637	-0.170
31	15	3.414	2.457	-0.957
30	16	2.528	2.504	-0.024
30	17	2.532	2.342	-0.190
30	18	3.454	2.445	-1.009
30	19	3.122	2.598	-0.524
30	20	2.213	2.425	0.212
51	21	3.501	3.624	0.123
51	22	2.472	3.535	1.063
51	23	2.711	3.646	0.935
51	24	3.360	3.376	0.016
51	25	2.808	3.405	0.597
50	26	3.551	3.565	0.014
50	27	3.366	3.802	0.436
50	28	2.517	3.526	1.009
50	29	2.713	3.563	0.850
50	30	3.489	3.536	0.047
0	31	2.530	3.429	0.899
0	32	3.435	3.431	-0.004
0	33	2.778	3.325	0.547
	Max	3.551	3.802	1.063
	Average	2.949	2.895	-0.054
	Min	2.213	2.319	-1.074
	Std Dev	0.428	0.526	0.622



34.12_ENABLE LEAK/ENABLE	
Test Site	Dallas
Tester	ETS-364
Test Number	EB6938
Max Limit	150 nA
Min Limit	-100 nA

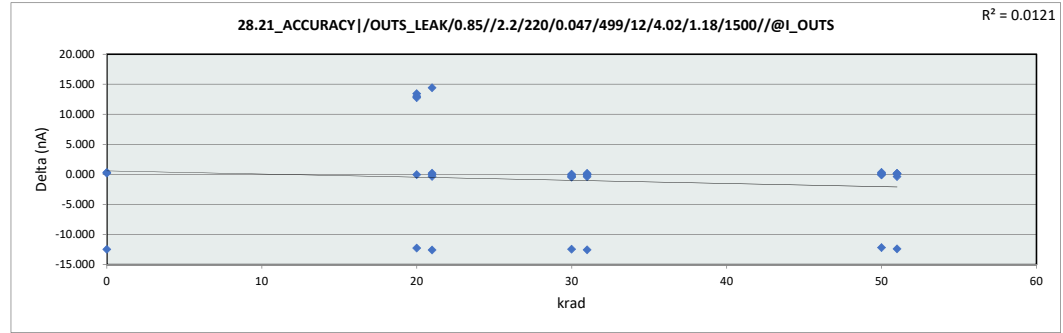
krad	0	20	21	30	31	50	51
LL	-100.000	-100.000	-100.000	-100.000	-100.000	-100.000	-100.000
Min	3.325	2.319	2.338	2.342	2.431	3.526	3.376
Average	3.395	2.458	2.480	2.463	2.551	3.598	3.517
Max	3.431	2.669	2.619	2.598	2.676	3.802	3.646
UL	150.000	150.000	150.000	150.000	150.000	150.000	150.000



LDR Report  
TPS7H1111-SEP

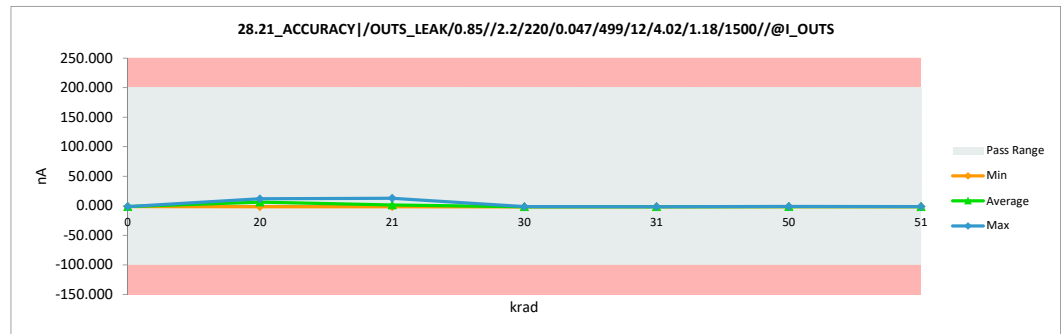
28.21_ACCURACY /OUTS_LEAK/		
Test Site	Dallas	Dallas
Tester	ETS-364	ETS-364
Test Number	EB6938	EB6938
Unit	nA	nA
Max Limit	200	200
Min Limit	-100	-100

krad	Serial #	Pre	Post	Delta
21	1	-1.561	-1.606	-0.045
21	2	10.967	-1.613	-12.580
21	3	-1.216	-1.563	-0.347
21	4	-1.623	12.797	14.420
21	5	-1.786	-1.594	0.192
20	6	-1.291	11.716	13.007
20	7	-1.573	-1.625	-0.052
20	8	-1.605	11.810	13.415
20	9	10.737	-1.531	-12.268
20	10	-1.278	11.479	12.757
31	11	-1.561	-1.633	-0.072
31	12	10.967	-1.595	-12.562
31	13	-1.216	-1.601	-0.385
31	14	-1.623	-1.676	-0.053
31	15	-1.786	-1.626	0.160
30	16	-1.291	-1.639	-0.348
30	17	-1.573	-1.701	-0.128
30	18	-1.605	-1.570	0.035
30	19	10.737	-1.732	-12.469
30	20	-1.278	-1.745	-0.467
51	21	-1.580	-1.467	0.113
51	22	-1.266	-1.636	-0.370
51	23	-1.517	-1.342	0.175
51	24	-1.648	-1.530	0.118
51	25	10.868	-1.524	-12.392
50	26	-1.617	-1.474	0.143
50	27	10.874	-1.317	-12.191
50	28	-1.322	-1.386	-0.064
50	29	-1.605	-1.274	0.331
50	30	-1.561	-1.630	-0.069
0	31	-1.573	-1.380	0.193
0	32	-1.773	-1.436	0.337
0	33	11.042	-1.436	-12.478
Max	11.042	12.797	14.420	
Average	1.117	0.088	-1.029	
Min	-1.786	-1.745	-12.580	
Std Dev	5.149	4.479	7.429	



28.21_ACCURACY /OUTS_LEAK/		
Test Site	Dallas	
Tester	ETS-364	
Test Number	EB6938	
Max Limit	200	nA
Min Limit	-100	nA

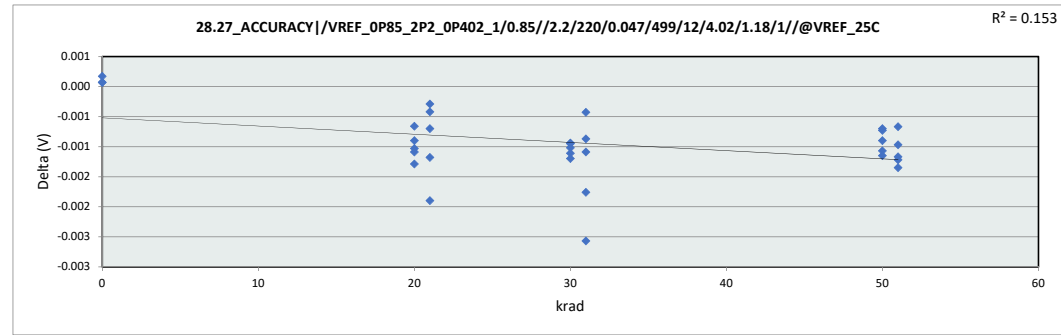
krad	0	20	21	30	31	50	51
LL	-100.000	-100.000	-100.000	-100.000	-100.000	-100.000	-100.000
Min	-1.436	-1.625	-1.613	-1.745	-1.676	-1.630	-1.636
Average	-1.417	6.370	1.284	-1.677	-1.626	-1.416	-1.500
Max	-1.380	11.810	12.797	-1.570	-1.595	-1.274	-1.342
UL	200.000	200.000	200.000	200.000	200.000	200.000	200.000



LDR Report  
TPS7H1111-SEP

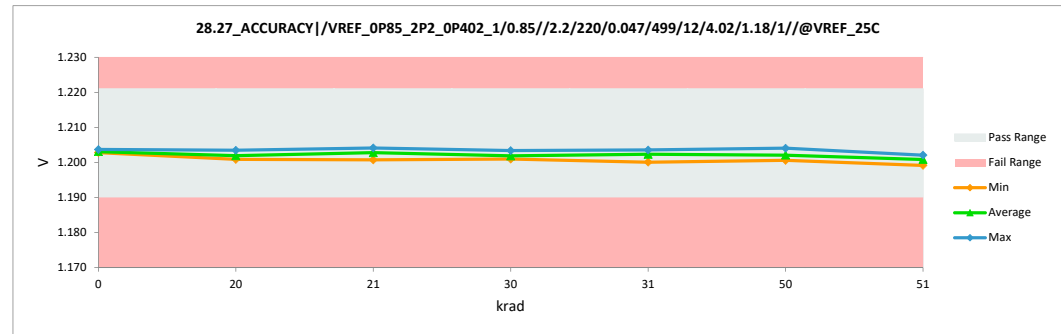
28.27_ACCURACY /VREF_OP85		
Test Site	Dallas	Dallas
Tester	ETS-364	ETS-364
Test Number	EB6938	EB6938
Unit	V	V
Max Limit	1.221	1.221
Min Limit	1.19	1.19

krad	Serial #	Pre	Post	Delta
21	1	1.203	1.203	0.000
21	2	1.204	1.203	-0.001
21	3	1.205	1.204	-0.001
21	4	1.203	1.201	-0.002
21	5	1.203	1.203	0.000
20	6	1.202	1.201	-0.001
20	7	1.203	1.202	-0.001
20	8	1.202	1.201	-0.001
20	9	1.204	1.203	-0.001
20	10	1.203	1.202	-0.001
31	11	1.203	1.202	-0.001
31	12	1.204	1.203	-0.001
31	13	1.205	1.204	-0.002
31	14	1.203	1.200	-0.003
31	15	1.203	1.203	0.000
30	16	1.202	1.201	-0.001
30	17	1.203	1.202	-0.001
30	18	1.202	1.201	-0.001
30	19	1.204	1.203	-0.001
30	20	1.203	1.202	-0.001
51	21	1.203	1.202	-0.001
51	22	1.200	1.199	-0.001
51	23	1.201	1.200	-0.001
51	24	1.203	1.202	-0.001
51	25	1.202	1.202	-0.001
50	26	1.201	1.201	-0.001
50	27	1.203	1.202	-0.001
50	28	1.203	1.202	-0.001
50	29	1.202	1.201	-0.001
50	30	1.205	1.204	-0.001
0	31	1.203	1.203	0.000
0	32	1.204	1.204	0.000
0	33	1.203	1.203	0.000
Max		1.205	1.204	0.000
Average		1.203	1.202	-0.001
Min		1.200	1.199	-0.003
Std Dev		0.001	0.001	0.001



28.27_ACCURACY /VREF_OP85		
Test Site	Dallas	
Tester	ETS-364	
Test Number	EB6938	
Max Limit	1.221 V	
Min Limit	1.19 V	

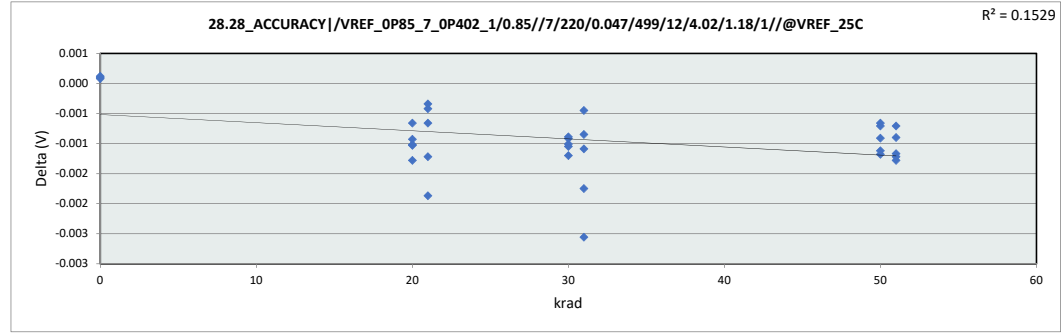
	0	20	21	30	31	50	51
LL	1.190	1.190	1.190	1.190	1.190	1.190	1.190
Min	1.203	1.201	1.201	1.201	1.200	1.201	1.199
Average	1.203	1.202	1.203	1.202	1.202	1.202	1.201
Max	1.204	1.203	1.204	1.203	1.204	1.204	1.202
UL	1.221	1.221	1.221	1.221	1.221	1.221	1.221



LDR Report  
TPS7H1111-SEP

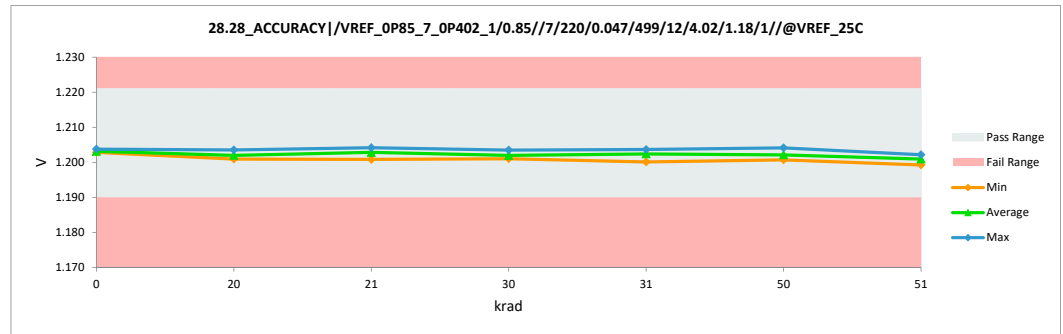
28.28_ACCURACY /VREF_0P85		
Test Site	Dallas	Dallas
Tester	ETS-364	ETS-364
Test Number	EB6938	EB6938
Unit	V	V
Max Limit	1.221	1.221
Min Limit	1.19	1.19

krad	Serial #	Pre	Post	Delta
21	1	1.203	1.203	0.000
21	2	1.204	1.203	-0.001
21	3	1.205	1.204	-0.001
21	4	1.203	1.201	-0.002
21	5	1.204	1.203	0.000
20	6	1.202	1.201	-0.001
20	7	1.203	1.202	-0.001
20	8	1.202	1.201	-0.001
20	9	1.205	1.204	-0.001
20	10	1.203	1.202	-0.001
31	11	1.203	1.202	-0.001
31	12	1.204	1.203	-0.001
31	13	1.205	1.204	-0.002
31	14	1.203	1.200	-0.003
31	15	1.204	1.203	0.000
30	16	1.202	1.201	-0.001
30	17	1.203	1.202	-0.001
30	18	1.202	1.201	-0.001
30	19	1.205	1.203	-0.001
30	20	1.203	1.202	-0.001
51	21	1.203	1.202	-0.001
51	22	1.200	1.199	-0.001
51	23	1.201	1.200	-0.001
51	24	1.203	1.202	-0.001
51	25	1.202	1.202	-0.001
50	26	1.201	1.201	-0.001
50	27	1.203	1.202	-0.001
50	28	1.203	1.202	-0.001
50	29	1.202	1.201	-0.001
50	30	1.205	1.204	-0.001
0	31	1.203	1.203	0.000
0	32	1.204	1.204	0.000
0	33	1.203	1.203	0.000
	Max	1.205	1.204	0.000
	Average	1.203	1.202	-0.001
	Min	1.200	1.199	-0.003
	Std Dev	0.001	0.001	0.001



28.28_ACCURACY /VREF_0P85		
Test Site	Dallas	
Tester	ETS-364	
Test Number	EB6938	
Max Limit	V	V
Min Limit	1.221	1.19

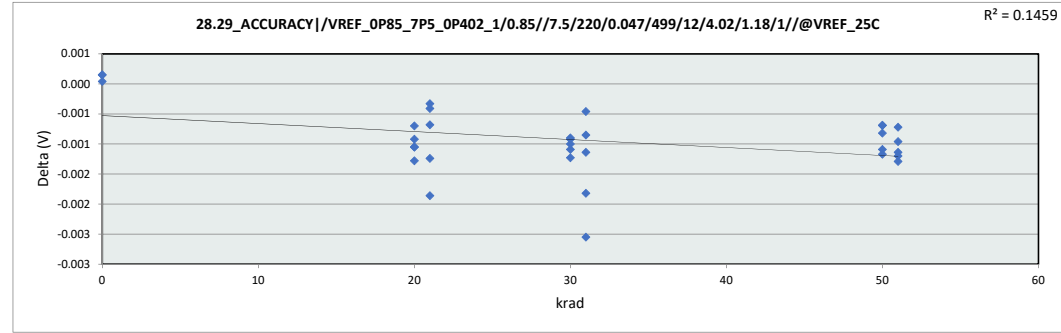
	0	20	21	30	31	50	51
LL	1.190	1.190	1.190	1.190	1.190	1.190	1.190
Min	1.203	1.201	1.201	1.201	1.200	1.201	1.199
Average	1.203	1.202	1.203	1.202	1.202	1.202	1.201
Max	1.204	1.204	1.204	1.203	1.204	1.204	1.202
UL	1.221	1.221	1.221	1.221	1.221	1.221	1.221



LDR Report  
TPS7H1111-SEP

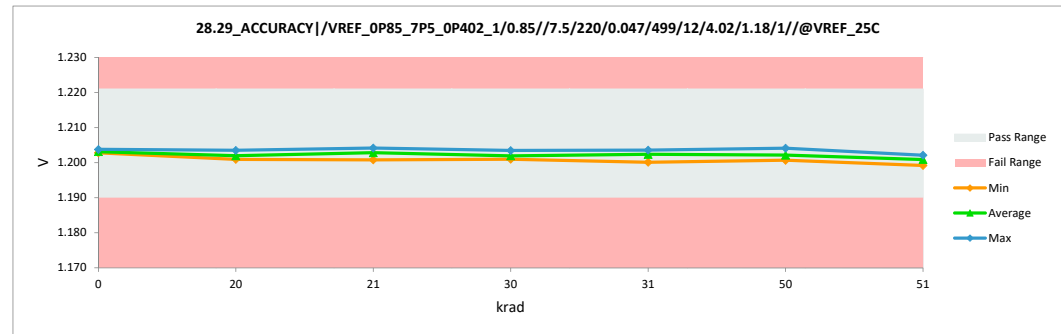
28.29_ACCURACY/VREF_OP85		
Test Site	Dallas	Dallas
Tester	ETS-364	ETS-364
Test Number	EB6938	EB6938
Unit	V	V
Max Limit	1.221	1.221
Min Limit	1.19	1.19

krad	Serial #	Pre	Post	Delta
21	1	1.203	1.203	0.000
21	2	1.204	1.203	-0.001
21	3	1.205	1.204	-0.001
21	4	1.203	1.201	-0.002
21	5	1.204	1.203	0.000
20	6	1.202	1.201	-0.001
20	7	1.203	1.202	-0.001
20	8	1.202	1.201	-0.001
20	9	1.205	1.204	-0.001
20	10	1.203	1.202	-0.001
31	11	1.203	1.202	-0.001
31	12	1.204	1.203	-0.001
31	13	1.205	1.204	-0.002
31	14	1.203	1.200	-0.003
31	15	1.204	1.203	0.000
30	16	1.202	1.201	-0.001
30	17	1.203	1.202	-0.001
30	18	1.202	1.201	-0.001
30	19	1.205	1.203	-0.001
30	20	1.203	1.202	-0.001
51	21	1.203	1.202	-0.001
51	22	1.200	1.199	-0.001
51	23	1.201	1.200	-0.001
51	24	1.203	1.202	-0.001
51	25	1.202	1.202	-0.001
50	26	1.201	1.201	-0.001
50	27	1.204	1.202	-0.001
50	28	1.203	1.203	-0.001
50	29	1.202	1.201	-0.001
50	30	1.205	1.204	-0.001
0	31	1.203	1.203	0.000
0	32	1.204	1.204	0.000
0	33	1.203	1.203	0.000
	Max	1.205	1.204	0.000
	Average	1.203	1.202	-0.001
	Min	1.200	1.199	-0.003
	Std Dev	0.001	0.001	0.001



28.29_ACCURACY/VREF_OP85		
Test Site	Dallas	
Tester	ETS-364	
Test Number	EB6938	
Max Limit	V	
Min Limit	1.19	V

	0	20	21	30	31	50	51
LL	1.190	1.190	1.190	1.190	1.190	1.190	1.190
Min	1.203	1.201	1.201	1.201	1.200	1.201	1.199
Average	1.203	1.202	1.203	1.202	1.202	1.202	1.201
Max	1.204	1.204	1.204	1.203	1.204	1.204	1.202
UL	1.221	1.221	1.221	1.221	1.221	1.221	1.221

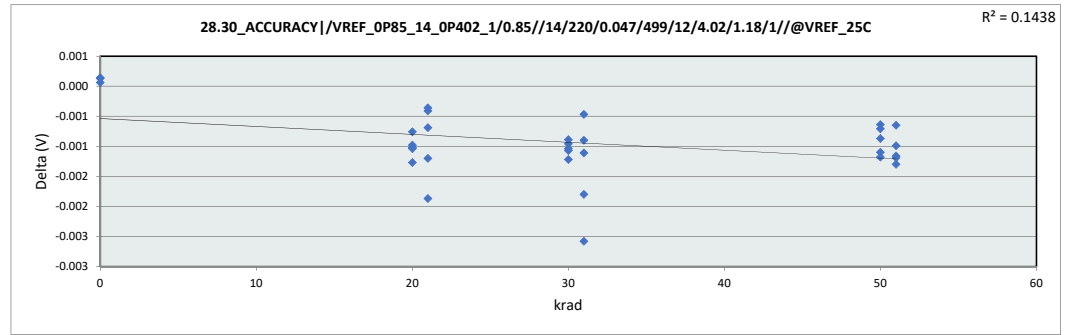




LDR Report  
TPS7H1111-SEP

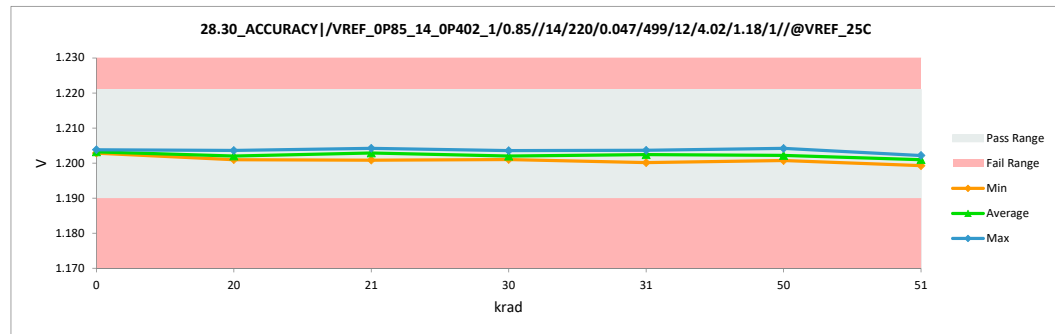
28.30_ACCURACY/VREF_0P85		
Test Site	Dallas	Dallas
Tester	ETS-364	ETS-364
Test Number	EB6938	EB6938
Unit	V	V
Max Limit	1.221	1.221
Min Limit	1.19	1.19

krad	Serial #	Pre	Post	Delta
21	1	1.203	1.203	0.000
21	2	1.204	1.203	-0.001
21	3	1.205	1.204	-0.001
21	4	1.203	1.201	-0.002
21	5	1.204	1.203	0.000
20	6	1.202	1.201	-0.001
20	7	1.203	1.202	-0.001
20	8	1.202	1.201	-0.001
20	9	1.205	1.204	-0.001
20	10	1.203	1.202	-0.001
31	11	1.203	1.202	-0.001
31	12	1.204	1.203	-0.001
31	13	1.205	1.204	-0.002
31	14	1.203	1.200	-0.003
31	15	1.204	1.203	0.000
30	16	1.202	1.201	-0.001
30	17	1.203	1.202	-0.001
30	18	1.202	1.201	-0.001
30	19	1.205	1.204	-0.001
30	20	1.203	1.202	-0.001
51	21	1.203	1.202	-0.001
51	22	1.200	1.199	-0.001
51	23	1.201	1.200	-0.001
51	24	1.203	1.202	-0.001
51	25	1.202	1.202	-0.001
50	26	1.201	1.201	-0.001
50	27	1.204	1.202	-0.001
50	28	1.203	1.203	-0.001
50	29	1.202	1.201	-0.001
50	30	1.205	1.204	-0.001
0	31	1.203	1.203	0.000
0	32	1.204	1.204	0.000
0	33	1.203	1.203	0.000
	Max	1.205	1.204	0.000
	Average	1.203	1.202	-0.001
	Min	1.200	1.199	-0.003
	Std Dev	0.001	0.001	0.001



28.30_ACCURACY/VREF_0P85		
Test Site	Dallas	
Tester	ETS-364	
Test Number	EB6938	
Max Limit	1.221 V	
Min Limit	1.19 V	

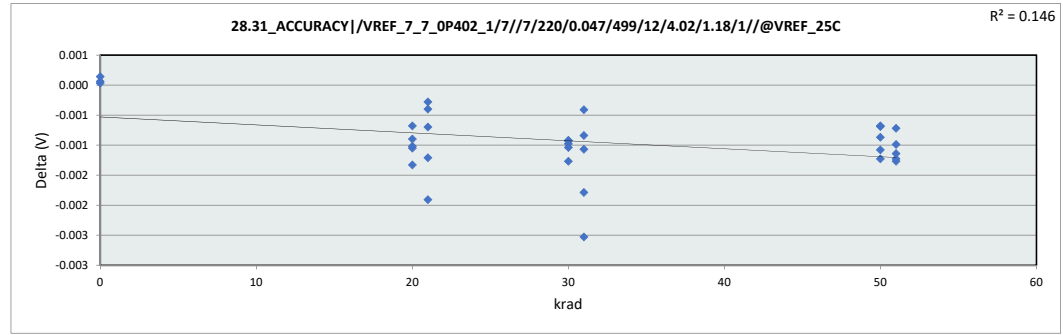
	0	20	21	30	31	50	51
LL	1.190	1.190	1.190	1.190	1.190	1.190	1.190
Min	1.203	1.201	1.201	1.201	1.200	1.201	1.199
Average	1.203	1.202	1.203	1.202	1.202	1.202	1.201
Max	1.204	1.204	1.204	1.204	1.204	1.204	1.202
UL	1.221	1.221	1.221	1.221	1.221	1.221	1.221



LDR Report  
TPS7H1111-SEP

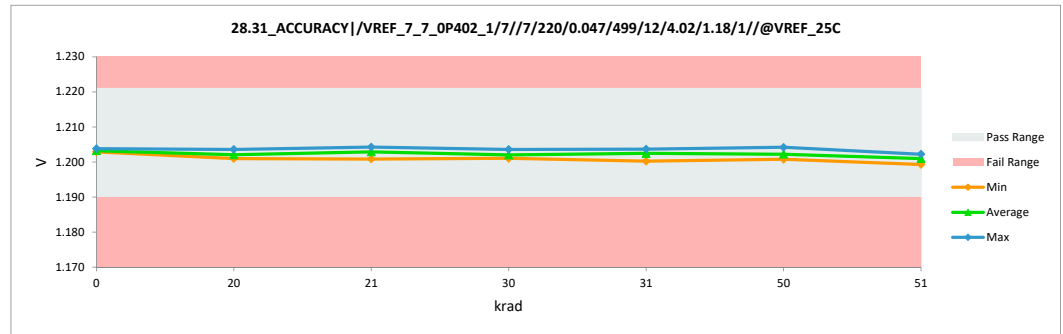
28.31_ACCURACY /VREF_7_7_0		
Test Site	Dallas	Dallas
Tester	ETS-364	ETS-364
Test Number	EB6938	EB6938
Unit	V	V
Max Limit	1.221	1.221
Min Limit	1.19	1.19

krad	Serial #	Pre	Post	Delta
21	1	1.203	1.203	0.000
21	2	1.204	1.203	-0.001
21	3	1.205	1.204	-0.001
21	4	1.203	1.201	-0.002
21	5	1.204	1.203	0.000
20	6	1.202	1.201	-0.001
20	7	1.203	1.202	-0.001
20	8	1.202	1.201	-0.001
20	9	1.205	1.204	-0.001
20	10	1.203	1.202	-0.001
31	11	1.203	1.202	-0.001
31	12	1.204	1.203	-0.001
31	13	1.205	1.204	-0.002
31	14	1.203	1.200	-0.003
31	15	1.204	1.203	0.000
30	16	1.202	1.201	-0.001
30	17	1.203	1.202	-0.001
30	18	1.202	1.201	-0.001
30	19	1.205	1.204	-0.001
30	20	1.203	1.202	-0.001
51	21	1.203	1.202	-0.001
51	22	1.200	1.199	-0.001
51	23	1.201	1.200	-0.001
51	24	1.203	1.202	-0.001
51	25	1.202	1.202	-0.001
50	26	1.201	1.201	-0.001
50	27	1.204	1.202	-0.001
50	28	1.203	1.203	-0.001
50	29	1.202	1.201	-0.001
50	30	1.205	1.204	-0.001
0	31	1.203	1.203	0.000
0	32	1.204	1.204	0.000
0	33	1.203	1.203	0.000
Max		1.205	1.204	0.000
Average		1.203	1.202	-0.001
Min		1.200	1.199	-0.003
Std Dev		0.001	0.001	0.001



28.31_ACCURACY /VREF_7_7		
Test Site	Dallas	
Tester	ETS-364	
Test Number	EB6938	
Max Limit	1.221	V
Min Limit	1.19	V

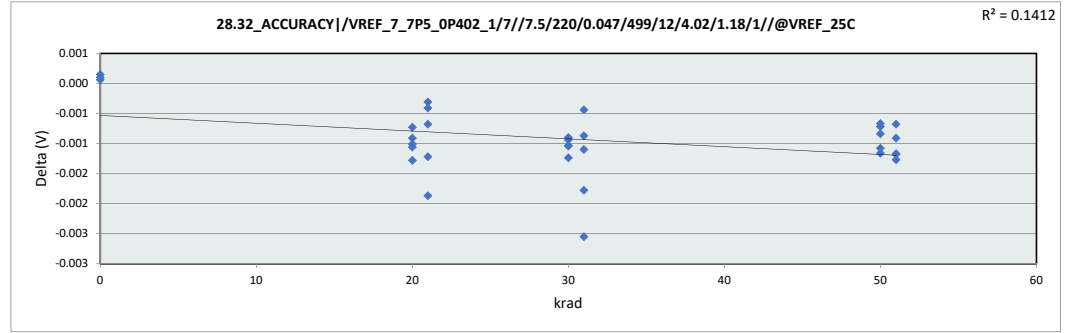
krad	0	20	21	30	31	50	51
LL	1.190	1.190	1.190	1.190	1.190	1.190	1.190
Min	1.203	1.201	1.201	1.201	1.200	1.201	1.199
Average	1.203	1.202	1.203	1.202	1.202	1.202	1.201
Max	1.204	1.204	1.204	1.204	1.204	1.204	1.202
UL	1.221	1.221	1.221	1.221	1.221	1.221	1.221



LDR Report  
TPS7H1111-SEP

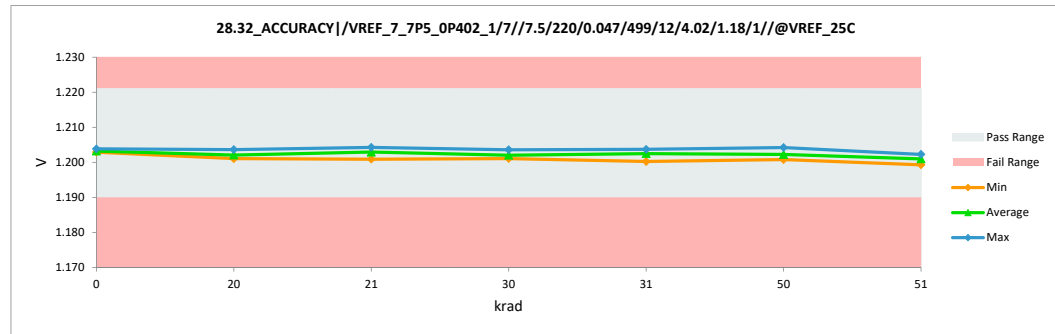
28.32_ACCURACY /VREF_7_7P5		
Test Site	Dallas	Dallas
Tester	ETS-364	ETS-364
Test Number	EB6938	EB6938
Unit	V	V
Max Limit	1.221	1.221
Min Limit	1.19	1.19

krad	Serial #	Pre	Post	Delta
21	1	1.203	1.203	0.000
21	2	1.204	1.203	-0.001
21	3	1.205	1.204	-0.001
21	4	1.203	1.201	-0.002
21	5	1.204	1.203	0.000
20	6	1.202	1.201	-0.001
20	7	1.203	1.202	-0.001
20	8	1.202	1.201	-0.001
20	9	1.205	1.204	-0.001
20	10	1.203	1.202	-0.001
31	11	1.203	1.202	-0.001
31	12	1.204	1.203	-0.001
31	13	1.205	1.204	-0.002
31	14	1.203	1.200	-0.003
31	15	1.204	1.203	0.000
30	16	1.202	1.201	-0.001
30	17	1.203	1.202	-0.001
30	18	1.202	1.201	-0.001
30	19	1.205	1.204	-0.001
30	20	1.203	1.202	-0.001
51	21	1.203	1.202	-0.001
51	22	1.200	1.199	-0.001
51	23	1.201	1.200	-0.001
51	24	1.203	1.202	-0.001
51	25	1.202	1.202	-0.001
50	26	1.201	1.201	-0.001
50	27	1.204	1.202	-0.001
50	28	1.203	1.203	-0.001
50	29	1.202	1.201	-0.001
50	30	1.205	1.204	-0.001
0	31	1.203	1.203	0.000
0	32	1.204	1.204	0.000
0	33	1.203	1.203	0.000
	Max	1.205	1.204	0.000
	Average	1.203	1.202	-0.001
	Min	1.200	1.199	-0.003
	Std Dev	0.001	0.001	0.001



28.32_ACCURACY /VREF_7_7P5		
Test Site	Dallas	
Tester	ETS-364	
Test Number	EB6938	
Max Limit	1.221	V
Min Limit	1.19	V

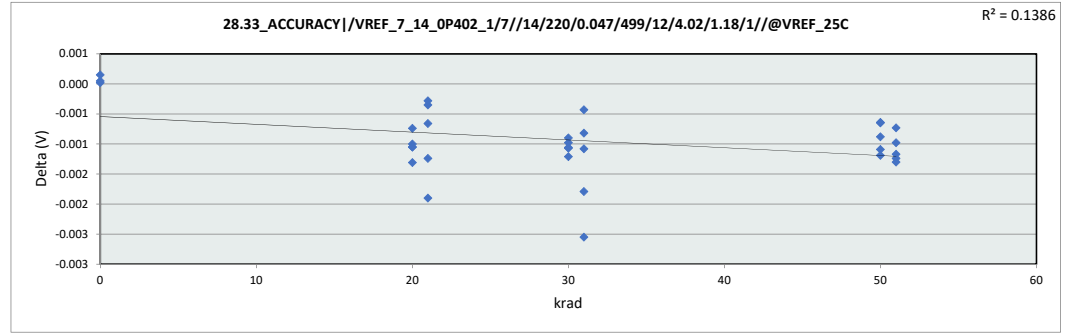
	0	20	21	30	31	50	51
LL	1.190	1.190	1.190	1.190	1.190	1.190	1.190
Min	1.203	1.201	1.201	1.201	1.200	1.201	1.199
Average	1.203	1.202	1.203	1.202	1.202	1.202	1.201
Max	1.204	1.204	1.204	1.204	1.204	1.204	1.202
UL	1.221	1.221	1.221	1.221	1.221	1.221	1.221



LDR Report  
TPS7H1111-SEP

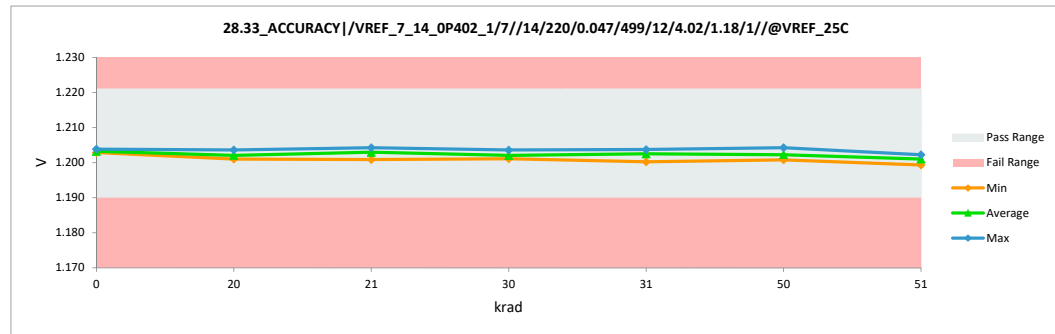
28.33_ACCURACY /VREF_7_14		
Test Site	Dallas	Dallas
Tester	ETS-364	ETS-364
Test Number	EB6938	EB6938
Unit	V	V
Max Limit	1.221	1.221
Min Limit	1.19	1.19

krad	Serial #	Pre	Post	Delta
21	1	1.203	1.203	0.000
21	2	1.204	1.203	-0.001
21	3	1.206	1.204	-0.001
21	4	1.203	1.201	-0.002
21	5	1.204	1.203	0.000
20	6	1.202	1.201	-0.001
20	7	1.203	1.202	-0.001
20	8	1.202	1.201	-0.001
20	9	1.205	1.204	-0.001
20	10	1.203	1.202	-0.001
31	11	1.203	1.202	-0.001
31	12	1.204	1.203	-0.001
31	13	1.206	1.204	-0.002
31	14	1.203	1.200	-0.003
31	15	1.204	1.203	0.000
30	16	1.202	1.201	-0.001
30	17	1.203	1.202	-0.001
30	18	1.202	1.201	-0.001
30	19	1.205	1.204	-0.001
30	20	1.203	1.202	-0.001
51	21	1.203	1.202	-0.001
51	22	1.201	1.199	-0.001
51	23	1.201	1.200	-0.001
51	24	1.203	1.202	-0.001
51	25	1.202	1.202	-0.001
50	26	1.201	1.201	-0.001
50	27	1.204	1.202	-0.001
50	28	1.204	1.203	-0.001
50	29	1.202	1.201	-0.001
50	30	1.205	1.204	-0.001
0	31	1.203	1.203	0.000
0	32	1.204	1.204	0.000
0	33	1.203	1.203	0.000
	Max	1.206	1.204	0.000
	Average	1.203	1.202	-0.001
	Min	1.201	1.199	-0.003
	Std Dev	0.001	0.001	0.001



28.33_ACCURACY /VREF_7_14		
Test Site	Dallas	
Tester	ETS-364	
Test Number	EB6938	
Max Limit	1.221	V
Min Limit	1.19	V

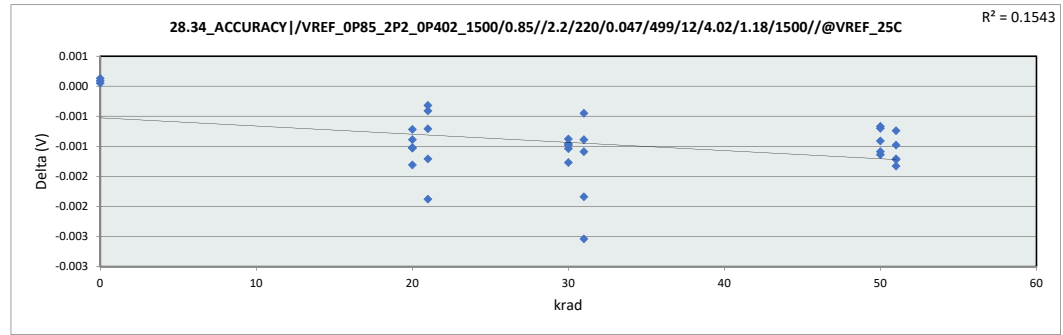
	0	20	21	30	31	50	51
LL	1.190	1.190	1.190	1.190	1.190	1.190	1.190
Min	1.203	1.201	1.201	1.201	1.200	1.201	1.199
Average	1.203	1.202	1.203	1.202	1.203	1.202	1.201
Max	1.204	1.204	1.204	1.204	1.204	1.204	1.202
UL	1.221	1.221	1.221	1.221	1.221	1.221	1.221



LDR Report  
TPS7H1111-SEP

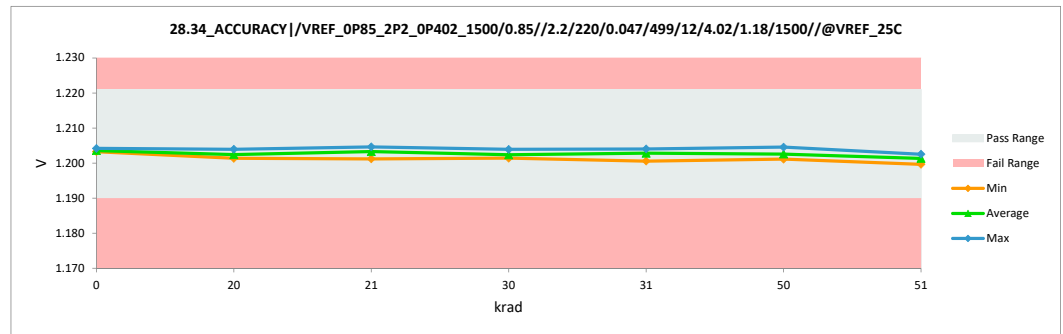
28.34_ACCURACY /VREF_0P85		
Test Site	Dallas	Dallas
Tester	ETS-364	ETS-364
Test Number	EB6938	EB6938
Unit	V	V
Max Limit	1.221	1.221
Min Limit	1.19	1.19

krad	Serial #	Pre	Post	Delta
21	1	1.204	1.203	0.000
21	2	1.204	1.204	-0.001
21	3	1.206	1.205	-0.001
21	4	1.203	1.201	-0.002
21	5	1.204	1.204	0.000
20	6	1.203	1.201	-0.001
20	7	1.203	1.202	-0.001
20	8	1.203	1.202	-0.001
20	9	1.205	1.204	-0.001
20	10	1.204	1.203	-0.001
31	11	1.204	1.203	-0.001
31	12	1.204	1.203	-0.001
31	13	1.206	1.204	-0.002
31	14	1.203	1.201	-0.003
31	15	1.204	1.203	0.000
30	16	1.203	1.201	-0.001
30	17	1.203	1.202	-0.001
30	18	1.203	1.202	-0.001
30	19	1.205	1.204	-0.001
30	20	1.204	1.203	-0.001
51	21	1.204	1.203	-0.001
51	22	1.201	1.200	-0.001
51	23	1.201	1.200	-0.001
51	24	1.204	1.202	-0.001
51	25	1.203	1.202	-0.001
50	26	1.202	1.201	-0.001
50	27	1.204	1.203	-0.001
50	28	1.204	1.203	-0.001
50	29	1.202	1.201	-0.001
50	30	1.205	1.205	-0.001
0	31	1.203	1.203	0.000
0	32	1.204	1.204	0.000
0	33	1.203	1.203	0.000
	Max	1.206	1.205	0.000
	Average	1.203	1.203	-0.001
	Min	1.201	1.200	-0.003
	Std Dev	0.001	0.001	0.001



28.34_ACCURACY /VREF_0P85		
Test Site	Dallas	
Tester	ETS-364	
Test Number	EB6938	
Max Limit	1.221	V
Min Limit	1.19	V

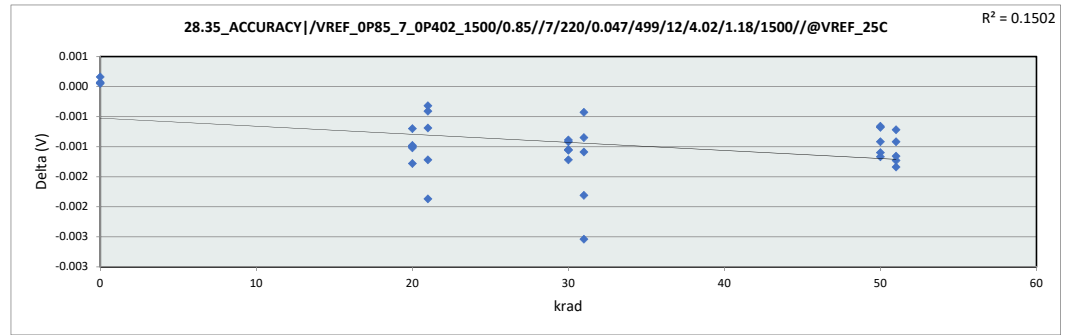
krad	0	20	21	30	31	50	51
LL	1.190	1.190	1.190	1.190	1.190	1.190	1.190
Min	1.203	1.201	1.201	1.201	1.201	1.201	1.200
Average	1.204	1.202	1.203	1.202	1.203	1.203	1.201
Max	1.204	1.204	1.205	1.204	1.204	1.205	1.203
UL	1.221	1.221	1.221	1.221	1.221	1.221	1.221



LDR Report  
TPS7H1111-SEP

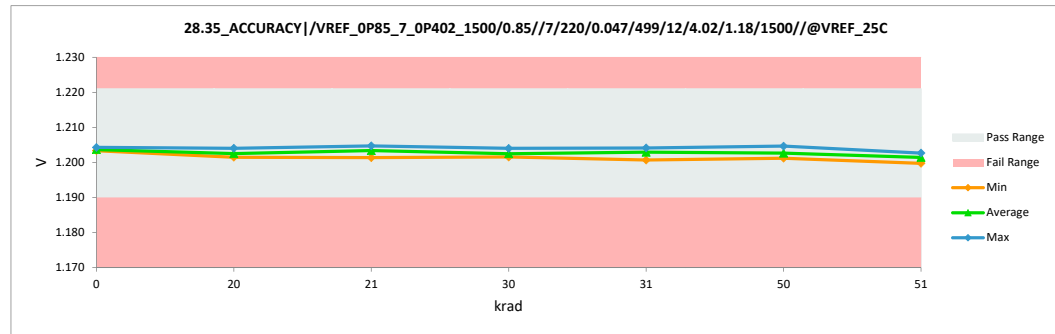
28.35_ACCURACY /VREF_OP85		
Test Site	Dallas	Dallas
Tester	ETS-364	ETS-364
Test Number	EB6938	EB6938
Unit	V	V
Max Limit	1.221	1.221
Min Limit	1.19	1.19

krad	Serial #	Pre	Post	Delta
21	1	1.204	1.203	0.000
21	2	1.204	1.204	-0.001
21	3	1.206	1.205	-0.001
21	4	1.203	1.201	-0.002
21	5	1.204	1.204	0.000
20	6	1.203	1.201	-0.001
20	7	1.203	1.202	-0.001
20	8	1.203	1.202	-0.001
20	9	1.205	1.204	-0.001
20	10	1.204	1.203	-0.001
31	11	1.204	1.203	-0.001
31	12	1.204	1.203	-0.001
31	13	1.206	1.204	-0.002
31	14	1.203	1.201	-0.003
31	15	1.204	1.204	0.000
30	16	1.203	1.202	-0.001
30	17	1.203	1.202	-0.001
30	18	1.203	1.202	-0.001
30	19	1.205	1.204	-0.001
30	20	1.204	1.203	-0.001
51	21	1.204	1.203	-0.001
51	22	1.201	1.200	-0.001
51	23	1.201	1.200	-0.001
51	24	1.204	1.202	-0.001
51	25	1.203	1.202	-0.001
50	26	1.202	1.201	-0.001
50	27	1.204	1.203	-0.001
50	28	1.204	1.203	-0.001
50	29	1.203	1.202	-0.001
50	30	1.205	1.205	-0.001
0	31	1.203	1.203	0.000
0	32	1.204	1.204	0.000
0	33	1.203	1.203	0.000
Max		1.206	1.205	0.000
Average		1.204	1.203	-0.001
Min		1.201	1.200	-0.003
Std Dev		0.001	0.001	0.001



28.35_ACCURACY /VREF_OP85		
Test Site	Dallas	
Tester	ETS-364	
Test Number	EB6938	
Max Limit	1.221	V
Min Limit	1.19	V

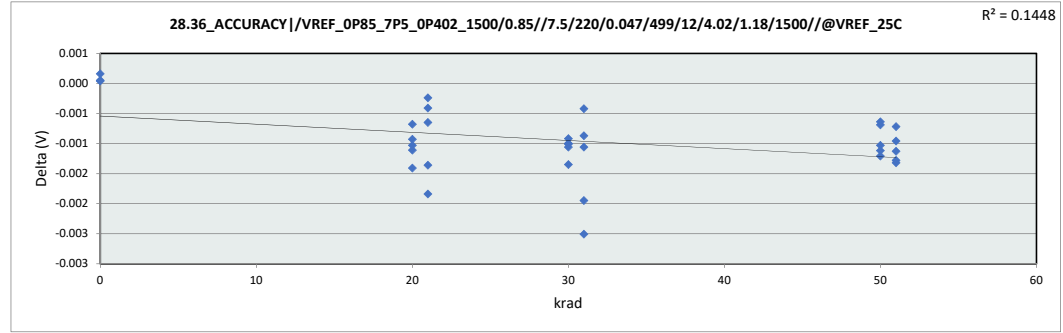
krad	0	20	21	30	31	50	51
LL	1.190	1.190	1.190	1.190	1.190	1.190	1.190
Min	1.203	1.201	1.201	1.202	1.201	1.201	1.200
Average	1.204	1.202	1.203	1.202	1.203	1.203	1.201
Max	1.204	1.204	1.205	1.204	1.204	1.205	1.203
UL	1.221	1.221	1.221	1.221	1.221	1.221	1.221



LDR Report  
TPS7H1111-SEP

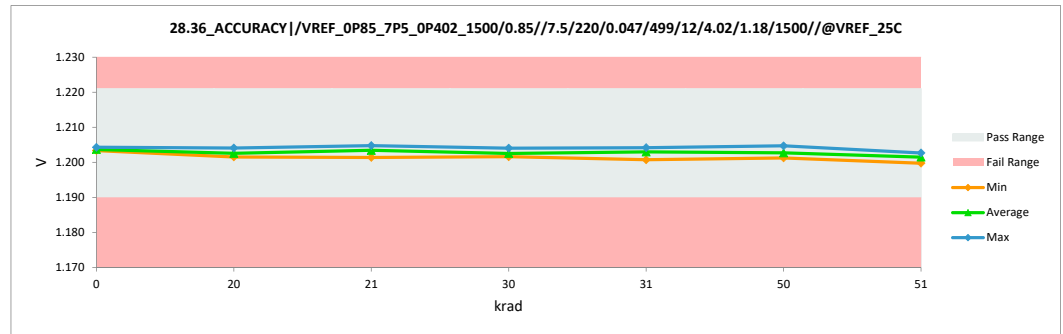
28.36_ACCURACY /VREF_0P85		
Test Site	Dallas	Dallas
Tester	ETS-364	ETS-364
Test Number	EB6938	EB6938
Unit	V	V
Max Limit	1.221	1.221
Min Limit	1.19	1.19

krad	Serial #	Pre	Post	Delta
21	1	1.204	1.203	0.000
21	2	1.204	1.204	-0.001
21	3	1.206	1.205	-0.001
21	4	1.203	1.201	-0.002
21	5	1.204	1.204	0.000
20	6	1.203	1.202	-0.001
20	7	1.203	1.203	-0.001
20	8	1.203	1.202	-0.001
20	9	1.205	1.204	-0.001
20	10	1.204	1.203	-0.001
31	11	1.204	1.203	-0.001
31	12	1.204	1.203	-0.001
31	13	1.206	1.204	-0.002
31	14	1.203	1.201	-0.003
31	15	1.204	1.204	0.000
30	16	1.203	1.202	-0.001
30	17	1.203	1.202	-0.001
30	18	1.203	1.202	-0.001
30	19	1.205	1.204	-0.001
30	20	1.204	1.203	-0.001
51	21	1.204	1.203	-0.001
51	22	1.201	1.200	-0.001
51	23	1.201	1.200	-0.001
51	24	1.204	1.202	-0.001
51	25	1.203	1.202	-0.001
50	26	1.202	1.201	-0.001
50	27	1.204	1.203	-0.001
50	28	1.204	1.203	-0.001
50	29	1.203	1.202	-0.001
50	30	1.205	1.205	-0.001
0	31	1.203	1.203	0.000
0	32	1.204	1.204	0.000
0	33	1.203	1.203	0.000
Max		1.206	1.205	0.000
Average		1.204	1.203	-0.001
Min		1.201	1.200	-0.003
Std Dev		0.001	0.001	0.001



28.36_ACCURACY /VREF_0P85		
Test Site	Dallas	
Tester	ETS-364	
Test Number	EB6938	
Max Limit	1.221	V
Min Limit	1.19	V

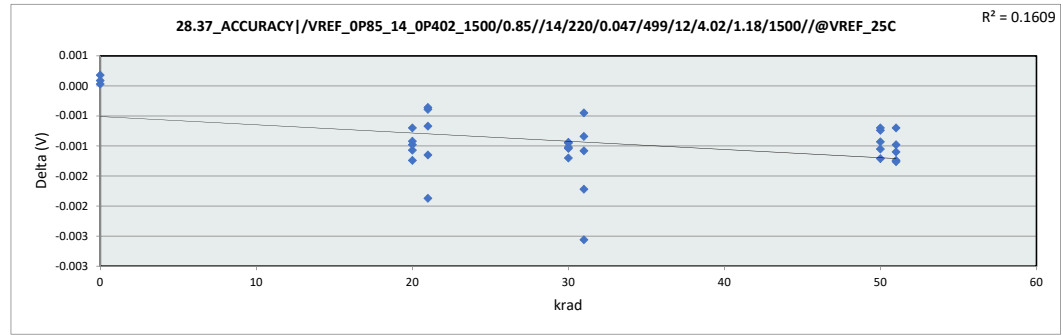
	0	20	21	30	31	50	51
LL	1.190	1.190	1.190	1.190	1.190	1.190	1.190
Min	1.203	1.202	1.201	1.202	1.201	1.201	1.200
Average	1.204	1.203	1.203	1.203	1.203	1.203	1.201
Max	1.204	1.204	1.205	1.204	1.204	1.205	1.203
UL	1.221	1.221	1.221	1.221	1.221	1.221	1.221



LDR Report  
TPS7H1111-SEP

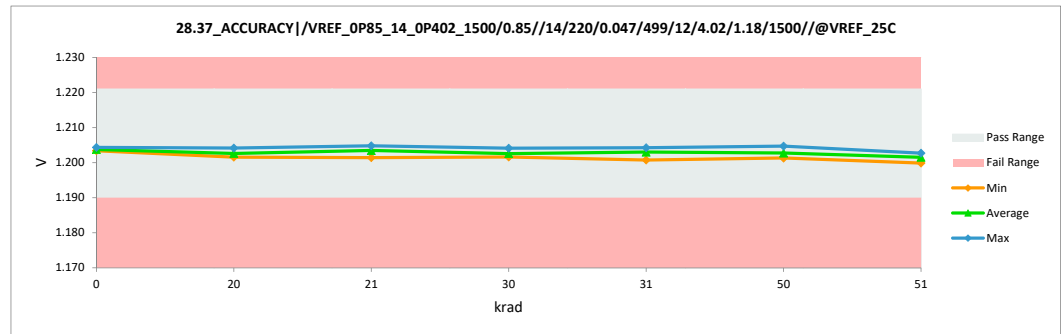
28.37_ACCURACY /VREF_0P85		
Test Site	Dallas	Dallas
Tester	ETS-364	ETS-364
Test Number	EB6938	EB6938
Unit	V	V
Max Limit	1.221	1.221
Min Limit	1.19	1.19

krad	Serial #	Pre	Post	Delta
21	1	1.204	1.203	0.000
21	2	1.204	1.204	-0.001
21	3	1.206	1.205	-0.001
21	4	1.203	1.201	-0.002
21	5	1.204	1.204	0.000
20	6	1.203	1.202	-0.001
20	7	1.203	1.203	-0.001
20	8	1.203	1.202	-0.001
20	9	1.205	1.204	-0.001
20	10	1.204	1.203	-0.001
31	11	1.204	1.203	-0.001
31	12	1.204	1.203	-0.001
31	13	1.206	1.204	-0.002
31	14	1.203	1.201	-0.003
31	15	1.204	1.204	0.000
30	16	1.203	1.202	-0.001
30	17	1.203	1.202	-0.001
30	18	1.203	1.202	-0.001
30	19	1.205	1.204	-0.001
30	20	1.204	1.203	-0.001
51	21	1.204	1.203	-0.001
51	22	1.201	1.200	-0.001
51	23	1.202	1.200	-0.001
51	24	1.204	1.203	-0.001
51	25	1.203	1.202	-0.001
50	26	1.202	1.201	-0.001
50	27	1.204	1.203	-0.001
50	28	1.204	1.203	-0.001
50	29	1.203	1.202	-0.001
50	30	1.205	1.205	-0.001
0	31	1.203	1.203	0.000
0	32	1.204	1.204	0.000
0	33	1.203	1.204	0.000
Max		1.206	1.205	0.000
Average		1.204	1.203	-0.001
Min		1.201	1.200	-0.003
Std Dev		0.001	0.001	0.001



28.37_ACCURACY /VREF_0P85	
Test Site	Dallas
Tester	ETS-364
Test Number	EB6938
Max Limit	1.221 V
Min Limit	1.19 V

	0	20	21	30	31	50	51
LL	1.190	1.190	1.190	1.190	1.190	1.190	1.190
Min	1.203	1.202	1.201	1.202	1.201	1.201	1.200
Average	1.204	1.203	1.203	1.203	1.203	1.203	1.202
Max	1.204	1.204	1.205	1.204	1.204	1.205	1.203
UL	1.221	1.221	1.221	1.221	1.221	1.221	1.221

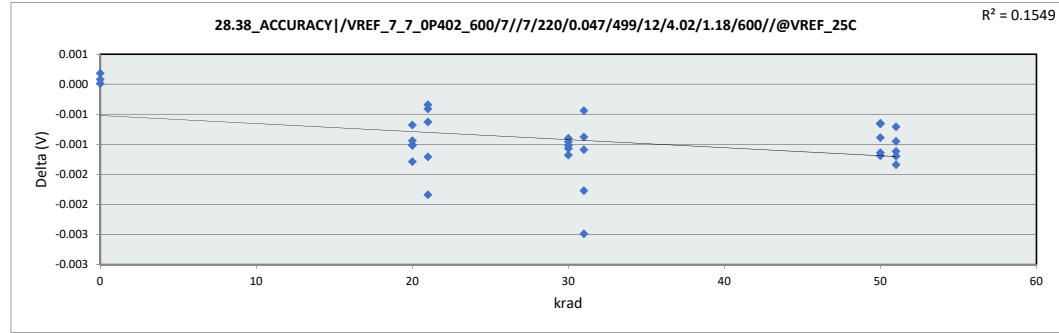




LDR Report  
TPS7H1111-SEP

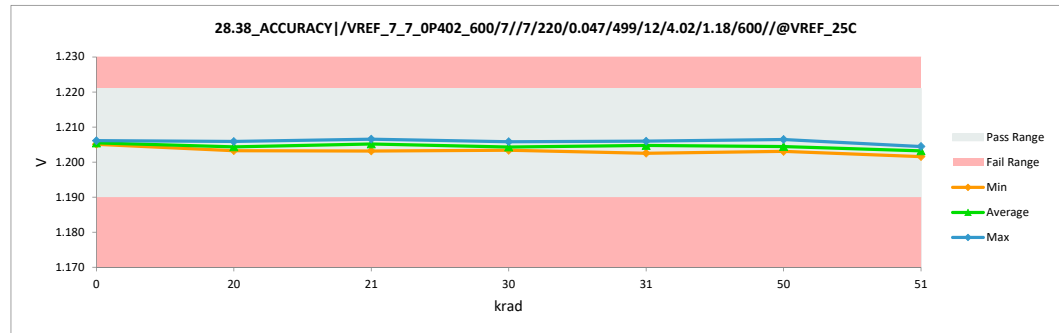
28.38_ACCURACY/VREF_7_7_0		
Test Site	Dallas	Dallas
Tester	ETS-364	ETS-364
Test Number	EB6938	EB6938
Unit	V	V
Max Limit	1.221	1.221
Min Limit	1.19	1.19

krad	Serial #	Pre	Post	Delta
21	1	1.206	1.205	0.000
21	2	1.206	1.206	-0.001
21	3	1.208	1.207	-0.001
21	4	1.205	1.203	-0.002
21	5	1.206	1.206	0.000
20	6	1.205	1.203	-0.001
20	7	1.205	1.204	-0.001
20	8	1.205	1.204	-0.001
20	9	1.207	1.206	-0.001
20	10	1.206	1.205	-0.001
31	11	1.206	1.205	-0.001
31	12	1.206	1.205	-0.001
31	13	1.208	1.206	-0.002
31	14	1.205	1.203	-0.002
31	15	1.206	1.205	0.000
30	16	1.205	1.203	-0.001
30	17	1.205	1.204	-0.001
30	18	1.205	1.204	-0.001
30	19	1.207	1.206	-0.001
30	20	1.206	1.205	-0.001
51	21	1.205	1.204	-0.001
51	22	1.203	1.202	-0.001
51	23	1.203	1.202	-0.001
51	24	1.205	1.204	-0.001
51	25	1.205	1.204	-0.001
50	26	1.204	1.203	-0.001
50	27	1.206	1.205	-0.001
50	28	1.206	1.205	-0.001
50	29	1.204	1.203	-0.001
50	30	1.207	1.206	-0.001
0	31	1.205	1.205	0.000
0	32	1.206	1.206	0.000
0	33	1.205	1.205	0.000
Max		1.208	1.207	0.000
Average		1.205	1.204	-0.001
Min		1.203	1.202	-0.002
Std Dev		0.001	0.001	0.001



28.38_ACCURACY/VREF_7_7		
Test Site	Dallas	
Tester	ETS-364	
Test Number	EB6938	
Max Limit	1.221	V
Min Limit	1.19	V

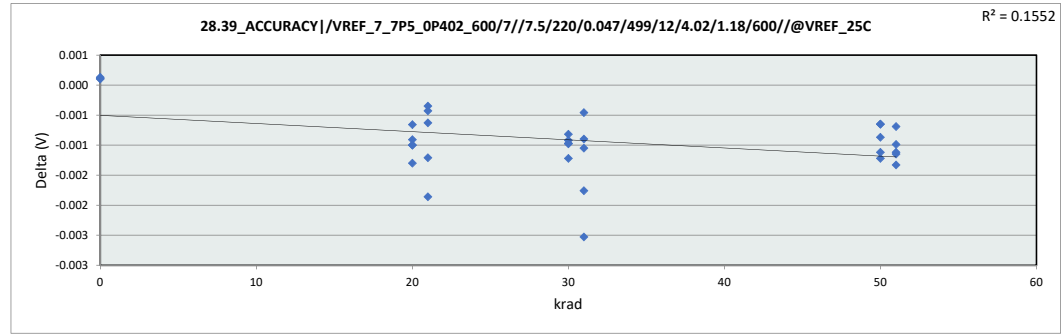
	0	20	21	30	31	50	51
LL	1.190	1.190	1.190	1.190	1.190	1.190	1.190
Min	1.205	1.203	1.203	1.203	1.203	1.203	1.202
Average	1.205	1.204	1.205	1.204	1.205	1.204	1.203
Max	1.206	1.206	1.207	1.206	1.206	1.206	1.204
UL	1.221	1.221	1.221	1.221	1.221	1.221	1.221



LDR Report  
TPS7H1111-SEP

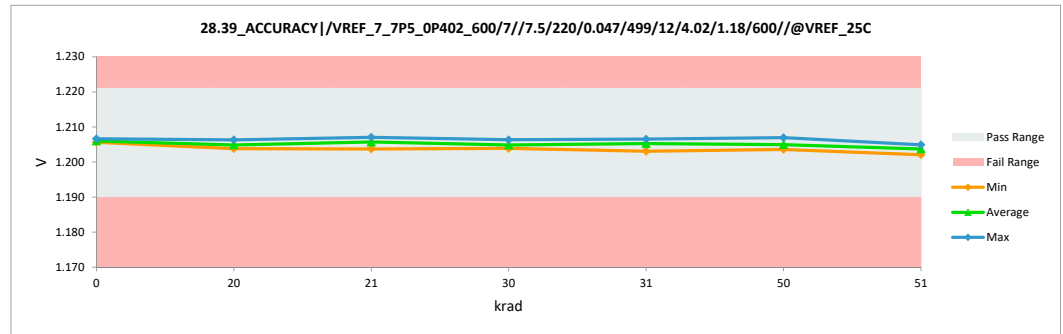
28.39_ACCURACY /VREF_7_7P5		
Test Site	Dallas	Dallas
Tester	ETS-364	ETS-364
Test Number	EB6938	EB6938
Unit	V	V
Max Limit	1.221	1.221
Min Limit	1.19	1.19

krad	Serial #	Pre	Post	Delta
21	1	1.206	1.206	0.000
21	2	1.207	1.206	-0.001
21	3	1.208	1.207	-0.001
21	4	1.206	1.204	-0.002
21	5	1.206	1.206	0.000
20	6	1.205	1.204	-0.001
20	7	1.206	1.205	-0.001
20	8	1.205	1.204	-0.001
20	9	1.207	1.206	-0.001
20	10	1.206	1.205	-0.001
31	11	1.206	1.205	-0.001
31	12	1.207	1.206	-0.001
31	13	1.208	1.207	-0.002
31	14	1.206	1.203	-0.003
31	15	1.206	1.206	0.000
30	16	1.205	1.204	-0.001
30	17	1.206	1.205	-0.001
30	18	1.205	1.204	-0.001
30	19	1.207	1.206	-0.001
30	20	1.206	1.205	-0.001
51	21	1.206	1.205	-0.001
51	22	1.203	1.202	-0.001
51	23	1.204	1.203	-0.001
51	24	1.206	1.205	-0.001
51	25	1.205	1.204	-0.001
50	26	1.204	1.204	-0.001
50	27	1.206	1.205	-0.001
50	28	1.206	1.205	-0.001
50	29	1.205	1.204	-0.001
50	30	1.208	1.207	-0.001
0	31	1.206	1.206	0.000
0	32	1.206	1.207	0.000
0	33	1.206	1.206	0.000
	Max	1.208	1.207	0.000
	Average	1.206	1.205	-0.001
	Min	1.203	1.202	-0.003
	Std Dev	0.001	0.001	0.001



28.39_ACCURACY /VREF_7_7P5		
Test Site	Dallas	
Tester	ETS-364	
Test Number	EB6938	
Max Limit	1.221	V
Min Limit	1.19	V

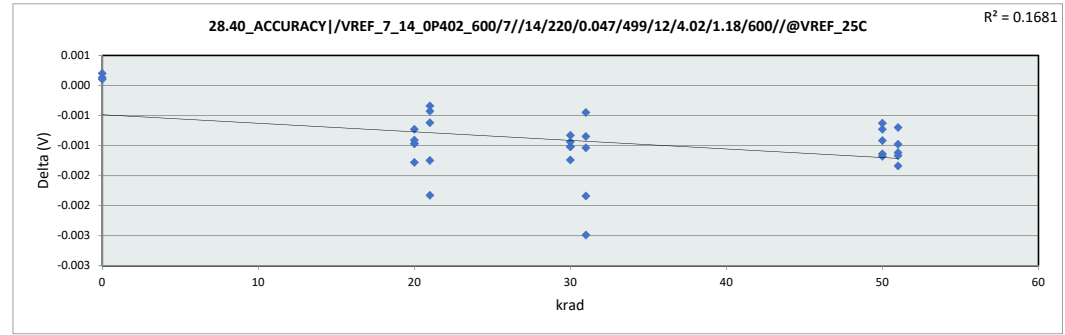
	0	20	21	30	31	50	51
LL	1.190	1.190	1.190	1.190	1.190	1.190	1.190
Min	1.206	1.204	1.204	1.204	1.203	1.204	1.202
Average	1.206	1.205	1.206	1.205	1.205	1.205	1.204
Max	1.207	1.206	1.207	1.206	1.207	1.207	1.205
UL	1.221	1.221	1.221	1.221	1.221	1.221	1.221



LDR Report  
TPS7H1111-SEP

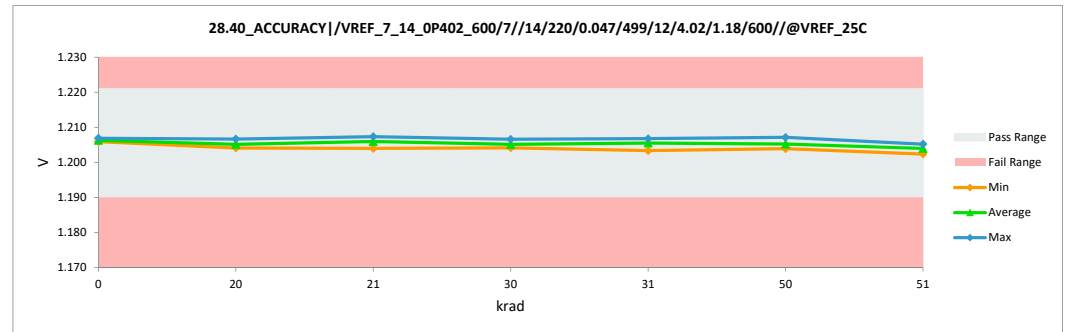
28.40_ACCURACY /VREF_7_14		
Test Site	Dallas	Dallas
Tester	ETS-364	ETS-364
Test Number	EB6938	EB6938
Unit	V	V
Max Limit	1.221	1.221
Min Limit	1.19	1.19

krad	Serial #	Pre	Post	Delta
21	1	1.206	1.206	0.000
21	2	1.207	1.206	-0.001
21	3	1.209	1.207	-0.001
21	4	1.206	1.204	-0.002
21	5	1.207	1.206	0.000
20	6	1.205	1.204	-0.001
20	7	1.206	1.205	-0.001
20	8	1.205	1.204	-0.001
20	9	1.208	1.207	-0.001
20	10	1.206	1.205	-0.001
31	11	1.206	1.205	-0.001
31	12	1.207	1.206	-0.001
31	13	1.209	1.207	-0.002
31	14	1.206	1.203	-0.002
31	15	1.207	1.206	0.000
30	16	1.205	1.204	-0.001
30	17	1.206	1.205	-0.001
30	18	1.205	1.204	-0.001
30	19	1.208	1.207	-0.001
30	20	1.206	1.206	-0.001
51	21	1.206	1.205	-0.001
51	22	1.203	1.202	-0.001
51	23	1.204	1.203	-0.001
51	24	1.206	1.205	-0.001
51	25	1.205	1.205	-0.001
50	26	1.204	1.204	-0.001
50	27	1.207	1.205	-0.001
50	28	1.206	1.206	-0.001
50	29	1.205	1.204	-0.001
50	30	1.208	1.207	-0.001
0	31	1.206	1.206	0.000
0	32	1.207	1.207	0.000
0	33	1.206	1.206	0.000
Max		1.209	1.207	0.000
Average		1.206	1.205	-0.001
Min		1.203	1.202	-0.002
Std Dev		0.001	0.001	0.001



28.40_ACCURACY /VREF_7_14		
Test Site	Dallas	
Tester	ETS-364	
Test Number	EB6938	
Max Limit	1.221	V
Min Limit	1.19	V

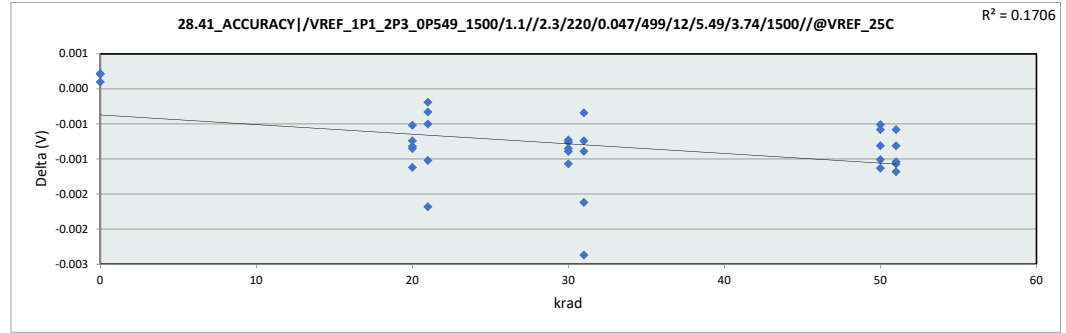
	0	20	21	30	31	50	51
LL	1.190	1.190	1.190	1.190	1.190	1.190	1.190
Min	1.206	1.204	1.204	1.204	1.203	1.204	1.202
Average	1.206	1.205	1.206	1.205	1.205	1.205	1.204
Max	1.207	1.207	1.207	1.207	1.207	1.207	1.205
UL	1.221	1.221	1.221	1.221	1.221	1.221	1.221



LDR Report  
TPS7H1111-SEP

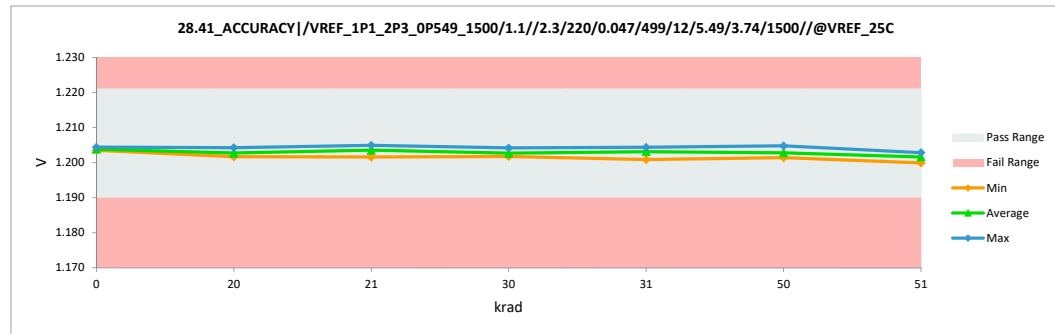
28.41_ACCURACY/VREF_1P1_2		
Test Site	Dallas	Dallas
Tester	ETS-364	ETS-364
Test Number	EB6938	EB6938
Unit	V	V
Max Limit	1.221	1.221
Min Limit	1.19	1.19

krad	Serial #	Pre	Post	Delta
21	1	1.204	1.203	0.000
21	2	1.204	1.204	0.000
21	3	1.206	1.205	-0.001
21	4	1.203	1.202	-0.002
21	5	1.204	1.204	0.000
20	6	1.203	1.202	-0.001
20	7	1.203	1.203	-0.001
20	8	1.203	1.202	-0.001
20	9	1.205	1.204	-0.001
20	10	1.204	1.203	-0.001
31	11	1.204	1.203	-0.001
31	12	1.204	1.204	-0.001
31	13	1.206	1.204	-0.002
31	14	1.203	1.201	-0.002
31	15	1.204	1.204	0.000
30	16	1.203	1.202	-0.001
30	17	1.203	1.202	-0.001
30	18	1.203	1.202	-0.001
30	19	1.205	1.204	-0.001
30	20	1.204	1.203	-0.001
51	21	1.204	1.203	-0.001
51	22	1.201	1.200	-0.001
51	23	1.202	1.200	-0.001
51	24	1.204	1.203	-0.001
51	25	1.203	1.202	-0.001
50	26	1.202	1.201	-0.001
50	27	1.204	1.203	-0.001
50	28	1.204	1.203	-0.001
50	29	1.203	1.202	-0.001
50	30	1.205	1.205	-0.001
0	31	1.203	1.204	0.000
0	32	1.204	1.204	0.000
0	33	1.203	1.204	0.000
Max		1.206	1.205	0.000
Average		1.204	1.203	-0.001
Min		1.201	1.200	-0.002
Std Dev		0.001	0.001	0.001



28.41_ACCURACY/VREF_1P1		
Test Site	Dallas	
Tester	ETS-364	
Test Number	EB6938	
Max Limit	1.221	V
Min Limit	1.19	V

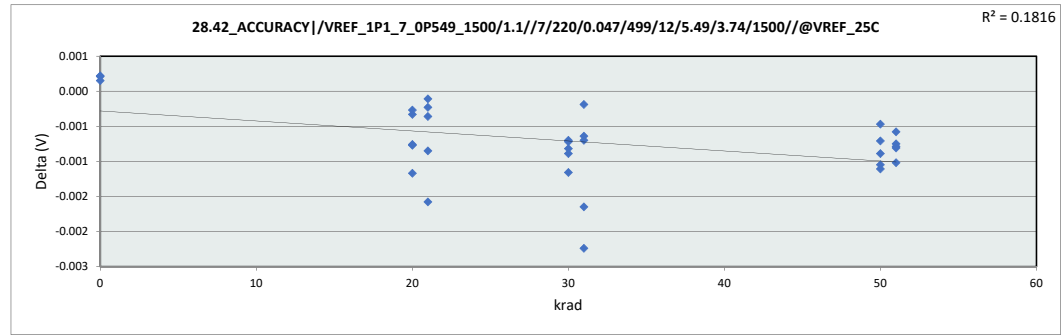
krad	0	20	21	30	31	50	51
LL	1.190	1.190	1.190	1.190	1.190	1.190	1.190
Min	1.204	1.202	1.202	1.202	1.201	1.201	1.200
Average	1.204	1.203	1.204	1.203	1.203	1.203	1.202
Max	1.204	1.204	1.205	1.204	1.204	1.205	1.203
UL	1.221	1.221	1.221	1.221	1.221	1.221	1.221



LDR Report  
TPS7H1111-SEP

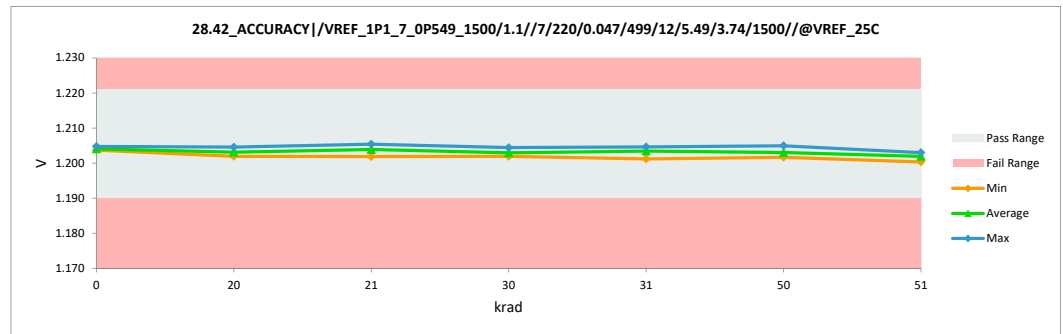
28.42_ACCURACY /VREF_1P1_7		
Test Site	Dallas	Dallas
Tester	ETS-364	ETS-364
Test Number	EB6938	EB6938
Unit	V	V
Max Limit	1.221	1.221
Min Limit	1.19	1.19

krad	Serial #	Pre	Post	Delta
21	1	1.204	1.204	0.000
21	2	1.205	1.204	0.000
21	3	1.206	1.205	-0.001
21	4	1.203	1.202	-0.002
21	5	1.204	1.204	0.000
20	6	1.203	1.202	-0.001
20	7	1.203	1.203	0.000
20	8	1.203	1.203	0.000
20	9	1.205	1.205	-0.001
20	10	1.204	1.203	-0.001
31	11	1.204	1.203	-0.001
31	12	1.205	1.204	-0.001
31	13	1.206	1.205	-0.002
31	14	1.203	1.201	-0.002
31	15	1.204	1.204	0.000
30	16	1.203	1.202	-0.001
30	17	1.203	1.203	-0.001
30	18	1.203	1.202	-0.001
30	19	1.205	1.204	-0.001
30	20	1.204	1.203	-0.001
51	21	1.204	1.203	-0.001
51	22	1.201	1.200	-0.001
51	23	1.202	1.201	-0.001
51	24	1.204	1.203	-0.001
51	25	1.203	1.202	-0.001
50	26	1.202	1.202	0.000
50	27	1.204	1.203	-0.001
50	28	1.204	1.203	-0.001
50	29	1.203	1.202	-0.001
50	30	1.206	1.205	-0.001
0	31	1.203	1.204	0.000
0	32	1.205	1.205	0.000
0	33	1.204	1.204	0.000
Max		1.206	1.205	0.000
Average		1.204	1.203	-0.001
Min		1.201	1.200	-0.002
Std Dev		0.001	0.001	0.001



28.42_ACCURACY /VREF_1P1		
Test Site	Dallas	
Tester	ETS-364	
Test Number	EB6938	
Max Limit	1.221	V
Min Limit	1.19	V

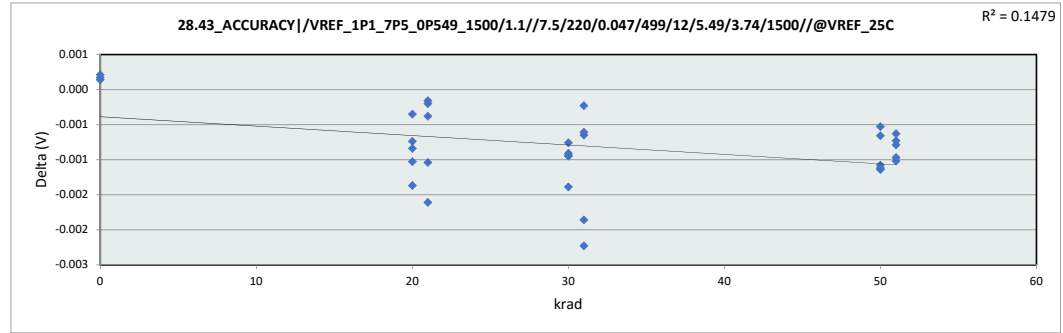
	0	20	21	30	31	50	51
LL	1.190	1.190	1.190	1.190	1.190	1.190	1.190
Min	1.204	1.202	1.202	1.202	1.201	1.202	1.200
Average	1.204	1.203	1.204	1.203	1.203	1.203	1.202
Max	1.205	1.205	1.205	1.204	1.205	1.205	1.203
UL	1.221	1.221	1.221	1.221	1.221	1.221	1.221



LDR Report  
TPS7H1111-SEP

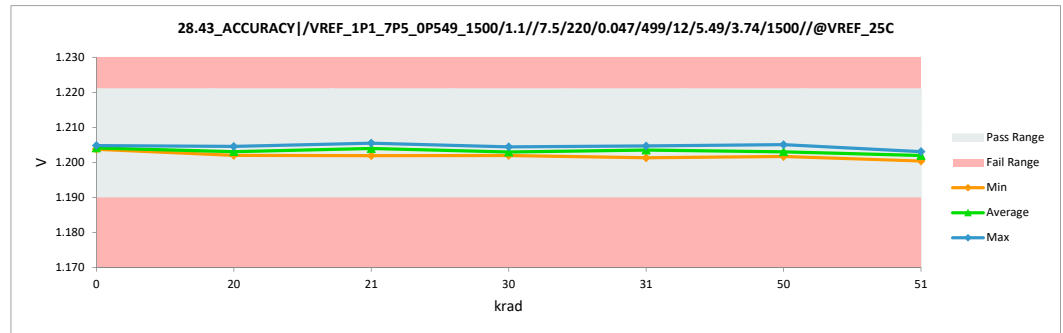
28.43_ACCURACY/VREF_1P1_7		
Test Site	Dallas	Dallas
Tester	ETS-364	ETS-364
Test Number	EB6938	EB6938
Unit	V	V
Max Limit	1.221	1.221
Min Limit	1.19	1.19

krad	Serial #	Pre	Post	Delta
21	1	1.204	1.204	0.000
21	2	1.205	1.204	0.000
21	3	1.207	1.206	-0.001
21	4	1.204	1.202	-0.002
21	5	1.204	1.204	0.000
20	6	1.203	1.202	-0.001
20	7	1.204	1.203	0.000
20	8	1.203	1.202	-0.001
20	9	1.205	1.205	-0.001
20	10	1.204	1.203	-0.001
31	11	1.204	1.203	-0.001
31	12	1.205	1.204	-0.001
31	13	1.207	1.205	-0.002
31	14	1.204	1.201	-0.002
31	15	1.204	1.204	0.000
30	16	1.203	1.202	-0.001
30	17	1.204	1.203	-0.001
30	18	1.203	1.202	-0.001
30	19	1.205	1.204	-0.001
30	20	1.204	1.203	-0.001
51	21	1.204	1.203	-0.001
51	22	1.201	1.200	-0.001
51	23	1.202	1.201	-0.001
51	24	1.204	1.203	-0.001
51	25	1.203	1.202	-0.001
50	26	1.202	1.202	-0.001
50	27	1.204	1.203	-0.001
50	28	1.204	1.203	-0.001
50	29	1.203	1.202	-0.001
50	30	1.206	1.205	-0.001
0	31	1.204	1.204	0.000
0	32	1.205	1.205	0.000
0	33	1.204	1.204	0.000
Max		1.207	1.206	0.000
Average		1.204	1.203	-0.001
Min		1.201	1.200	-0.002
Std Dev		0.001	0.001	0.001



28.43_ACCURACY/VREF_1P1		
Test Site	Dallas	
Tester	ETS-364	
Test Number	EB6938	
Max Limit	1.221	V
Min Limit	1.19	V

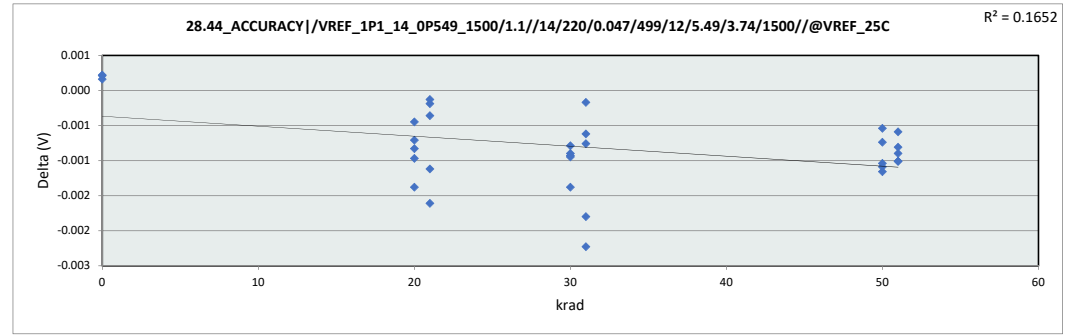
	0	20	21	30	31	50	51
LL	1.190	1.190	1.190	1.190	1.190	1.190	1.190
Min	1.204	1.202	1.202	1.202	1.201	1.202	1.200
Average	1.204	1.203	1.204	1.203	1.204	1.203	1.202
Max	1.205	1.205	1.206	1.204	1.205	1.205	1.203
UL	1.221	1.221	1.221	1.221	1.221	1.221	1.221



LDR Report  
TPS7H1111-SEP

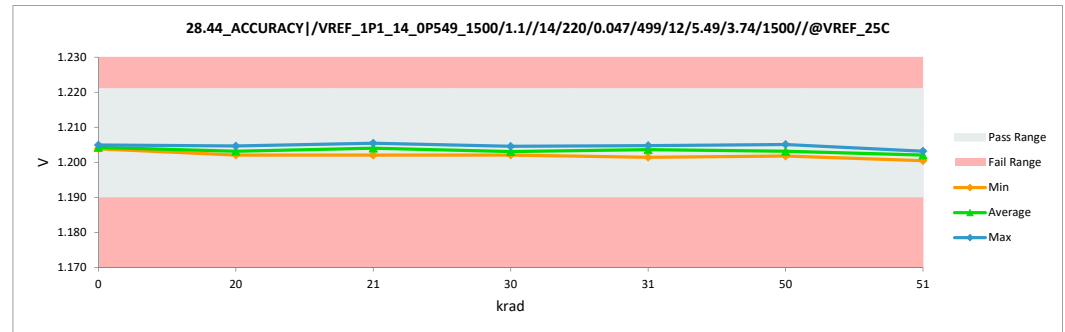
28.44_ACCURACY /VREF_1P1_1		
Test Site	Dallas	Dallas
Tester	ETS-364	ETS-364
Test Number	EB6938	EB6938
Unit	V	V
Max Limit	1.221	1.221
Min Limit	1.19	1.19

krad	Serial #	Pre	Post	Delta
21	1	1.204	1.204	0.000
21	2	1.205	1.204	0.000
21	3	1.207	1.205	-0.001
21	4	1.204	1.202	-0.002
21	5	1.204	1.204	0.000
20	6	1.203	1.202	-0.001
20	7	1.204	1.203	0.000
20	8	1.203	1.202	-0.001
20	9	1.205	1.205	-0.001
20	10	1.204	1.203	-0.001
31	11	1.204	1.203	-0.001
31	12	1.205	1.204	-0.001
31	13	1.207	1.205	-0.002
31	14	1.204	1.201	-0.002
31	15	1.204	1.204	0.000
30	16	1.203	1.202	-0.001
30	17	1.204	1.203	-0.001
30	18	1.203	1.202	-0.001
30	19	1.205	1.205	-0.001
30	20	1.204	1.203	-0.001
51	21	1.204	1.203	-0.001
51	22	1.201	1.200	-0.001
51	23	1.202	1.201	-0.001
51	24	1.204	1.203	-0.001
51	25	1.203	1.203	-0.001
50	26	1.202	1.202	-0.001
50	27	1.204	1.203	-0.001
50	28	1.205	1.203	-0.001
50	29	1.203	1.202	-0.001
50	30	1.206	1.205	-0.001
0	31	1.204	1.204	0.000
0	32	1.205	1.205	0.000
0	33	1.204	1.204	0.000
Max		1.207	1.205	0.000
Average		1.204	1.203	-0.001
Min		1.201	1.200	-0.002
Std Dev		0.001	0.001	0.001



28.44_ACCURACY /VREF_1P1		
Test Site	Dallas	
Tester	ETS-364	
Test Number	EB6938	
Max Limit	1.221	V
Min Limit	1.19	V

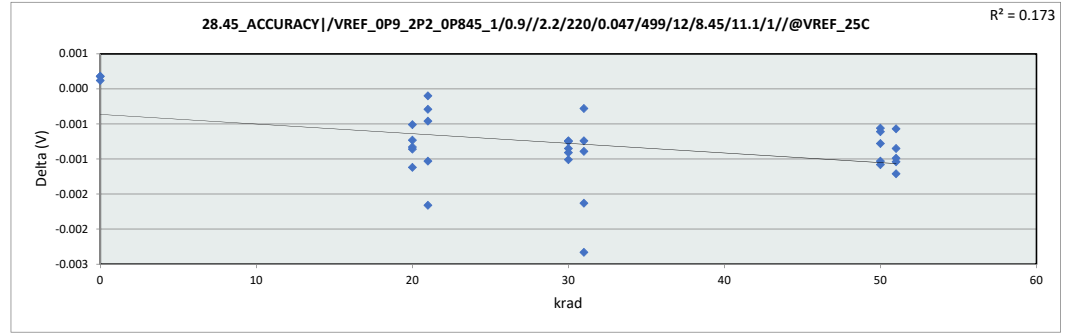
krad	0	20	21	30	31	50	51
LL	1.190	1.190	1.190	1.190	1.190	1.190	1.190
Min	1.204	1.202	1.202	1.202	1.201	1.202	1.200
Average	1.204	1.203	1.204	1.203	1.204	1.203	1.202
Max	1.205	1.205	1.205	1.205	1.205	1.205	1.203
UL	1.221	1.221	1.221	1.221	1.221	1.221	1.221



LDR Report  
TPS7H1111-SEP

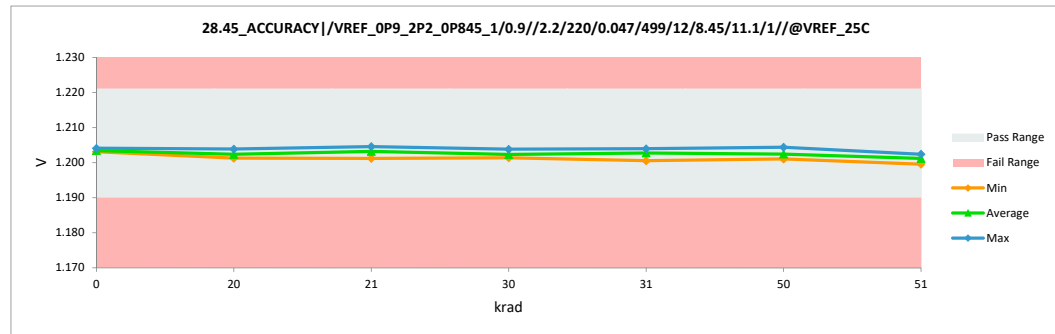
28.45_ACCURACY /VREF_0P9_2		
Test Site	Dallas	Dallas
Tester	ETS-364	ETS-364
Test Number	EB6938	EB6938
Unit	V	V
Max Limit	1.221	1.221
Min Limit	1.19	1.19

krad	Serial #	Pre	Post	Delta
21	1	1.203	1.203	0.000
21	2	1.204	1.204	0.000
21	3	1.206	1.205	-0.001
21	4	1.203	1.201	-0.002
21	5	1.204	1.204	0.000
20	6	1.202	1.201	-0.001
20	7	1.203	1.202	-0.001
20	8	1.202	1.202	-0.001
20	9	1.205	1.204	-0.001
20	10	1.203	1.203	-0.001
31	11	1.203	1.203	-0.001
31	12	1.204	1.203	-0.001
31	13	1.206	1.204	-0.002
31	14	1.203	1.201	-0.002
31	15	1.204	1.203	0.000
30	16	1.202	1.201	-0.001
30	17	1.203	1.202	-0.001
30	18	1.202	1.202	-0.001
30	19	1.205	1.204	-0.001
30	20	1.203	1.203	-0.001
51	21	1.203	1.202	-0.001
51	22	1.201	1.200	-0.001
51	23	1.201	1.200	-0.001
51	24	1.203	1.202	-0.001
51	25	1.203	1.202	-0.001
50	26	1.202	1.201	-0.001
50	27	1.204	1.203	-0.001
50	28	1.204	1.203	-0.001
50	29	1.202	1.201	-0.001
50	30	1.205	1.204	-0.001
0	31	1.203	1.203	0.000
0	32	1.204	1.204	0.000
0	33	1.203	1.203	0.000
Max		1.206	1.205	0.000
Average		1.203	1.202	-0.001
Min		1.201	1.200	-0.002
Std Dev		0.001	0.001	0.001



28.45_ACCURACY /VREF_0P9		
Test Site	Dallas	
Tester	ETS-364	
Test Number	EB6938	
Max Limit	1.221	V
Min Limit	1.19	V

krad	0	20	21	30	31	50	51
LL	1.190	1.190	1.190	1.190	1.190	1.190	1.190
Min	1.203	1.201	1.201	1.201	1.201	1.201	1.200
Average	1.203	1.202	1.203	1.202	1.203	1.202	1.201
Max	1.204	1.204	1.205	1.204	1.204	1.204	1.202
UL	1.221	1.221	1.221	1.221	1.221	1.221	1.221

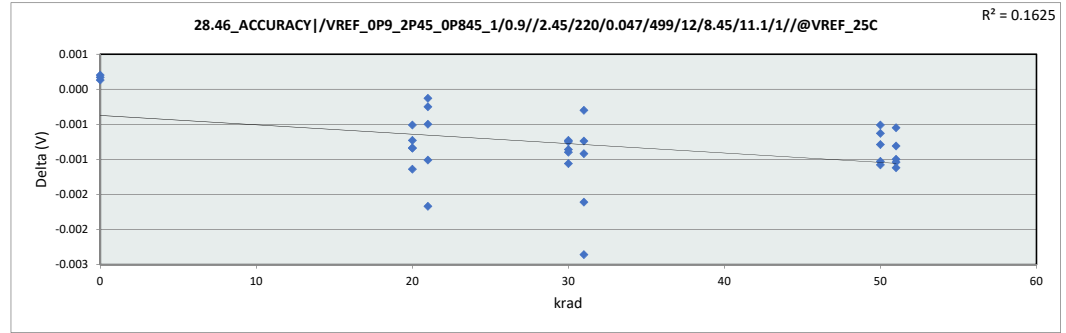




LDR Report  
TPS7H1111-SEP

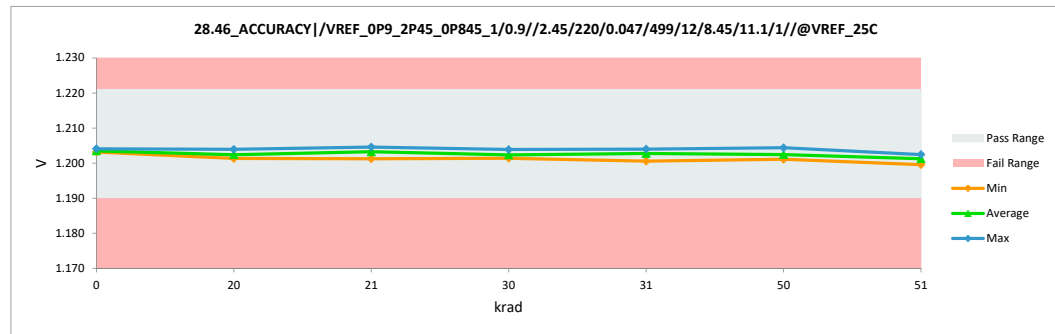
28.46_ACCURACY/VREF_0P9_2		
Test Site	Dallas	Dallas
Tester	ETS-364	ETS-364
Test Number	EB6938	EB6938
Unit	V	V
Max Limit	1.221	1.221
Min Limit	1.19	1.19

krad	Serial #	Pre	Post	Delta
21	1	1.203	1.203	0.000
21	2	1.204	1.204	0.000
21	3	1.206	1.205	-0.001
21	4	1.203	1.201	-0.002
21	5	1.204	1.204	0.000
20	6	1.202	1.201	-0.001
20	7	1.203	1.202	-0.001
20	8	1.202	1.202	-0.001
20	9	1.205	1.204	-0.001
20	10	1.203	1.203	-0.001
31	11	1.203	1.203	-0.001
31	12	1.204	1.203	-0.001
31	13	1.206	1.204	-0.002
31	14	1.203	1.201	-0.002
31	15	1.204	1.203	0.000
30	16	1.202	1.201	-0.001
30	17	1.203	1.202	-0.001
30	18	1.202	1.202	-0.001
30	19	1.205	1.204	-0.001
30	20	1.203	1.203	-0.001
51	21	1.203	1.202	-0.001
51	22	1.201	1.200	-0.001
51	23	1.201	1.200	-0.001
51	24	1.203	1.202	-0.001
51	25	1.202	1.202	-0.001
50	26	1.202	1.201	-0.001
50	27	1.204	1.203	-0.001
50	28	1.204	1.203	-0.001
50	29	1.202	1.201	-0.001
50	30	1.205	1.204	-0.001
0	31	1.203	1.203	0.000
0	32	1.204	1.204	0.000
0	33	1.203	1.203	0.000
Max		1.206	1.205	0.000
Average		1.203	1.202	-0.001
Min		1.201	1.200	-0.002
Std Dev		0.001	0.001	0.001



28.46_ACCURACY/VREF_0P9		
Test Site	Dallas	
Tester	ETS-364	
Test Number	EB6938	
Max Limit	V	
Min Limit	V	

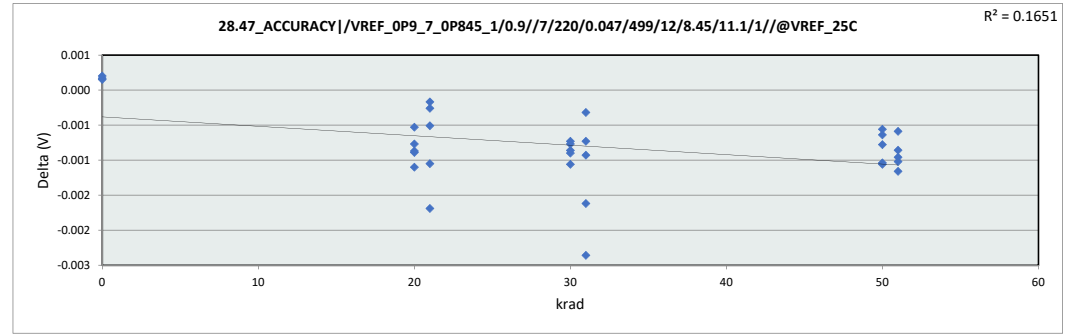
krad	0	20	21	30	31	50	51
LL	1.190	1.190	1.190	1.190	1.190	1.190	1.190
Min	1.203	1.201	1.201	1.201	1.201	1.201	1.200
Average	1.203	1.202	1.203	1.202	1.203	1.202	1.201
Max	1.204	1.204	1.205	1.204	1.204	1.204	1.202
UL	1.221	1.221	1.221	1.221	1.221	1.221	1.221



LDR Report  
TPS7H1111-SEP

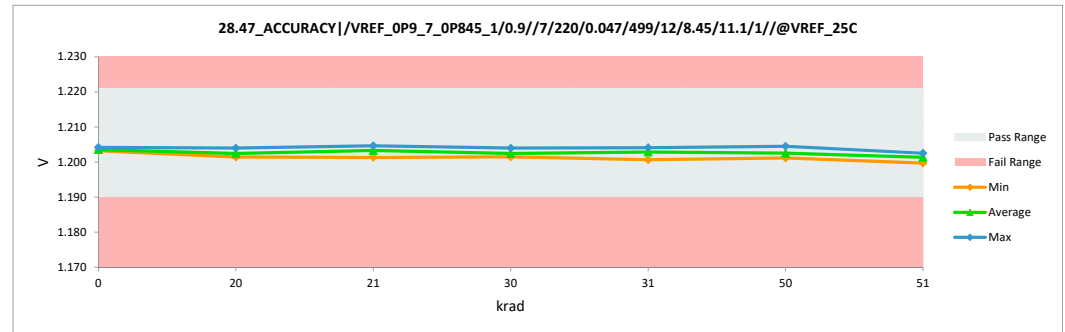
28.47_ACCURACY /VREF_OP9_7		
Test Site	Dallas	Dallas
Tester	ETS-364	ETS-364
Test Number	EB6938	EB6938
Unit	V	V
Max Limit	1.221	1.221
Min Limit	1.19	1.19

krad	Serial #	Pre	Post	Delta
21	1	1.203	1.203	0.000
21	2	1.204	1.204	-0.001
21	3	1.206	1.205	-0.001
21	4	1.203	1.201	-0.002
21	5	1.204	1.204	0.000
20	6	1.202	1.201	-0.001
20	7	1.203	1.202	-0.001
20	8	1.202	1.202	-0.001
20	9	1.205	1.204	-0.001
20	10	1.204	1.203	-0.001
31	11	1.203	1.203	-0.001
31	12	1.204	1.203	-0.001
31	13	1.206	1.204	-0.002
31	14	1.203	1.201	-0.002
31	15	1.204	1.203	0.000
30	16	1.202	1.201	-0.001
30	17	1.203	1.202	-0.001
30	18	1.202	1.202	-0.001
30	19	1.205	1.204	-0.001
30	20	1.204	1.203	-0.001
51	21	1.203	1.202	-0.001
51	22	1.201	1.200	-0.001
51	23	1.201	1.200	-0.001
51	24	1.203	1.202	-0.001
51	25	1.203	1.202	-0.001
50	26	1.202	1.201	-0.001
50	27	1.204	1.203	-0.001
50	28	1.204	1.203	-0.001
50	29	1.202	1.201	-0.001
50	30	1.205	1.204	-0.001
0	31	1.203	1.203	0.000
0	32	1.204	1.204	0.000
0	33	1.203	1.203	0.000
	Max	1.206	1.205	0.000
	Average	1.203	1.203	-0.001
	Min	1.201	1.200	-0.002
	Std Dev	0.001	0.001	0.001



28.47_ACCURACY /VREF_OP9		
Test Site	Dallas	
Tester	ETS-364	
Test Number	EB6938	
Max Limit	1.221	V
Min Limit	1.19	V

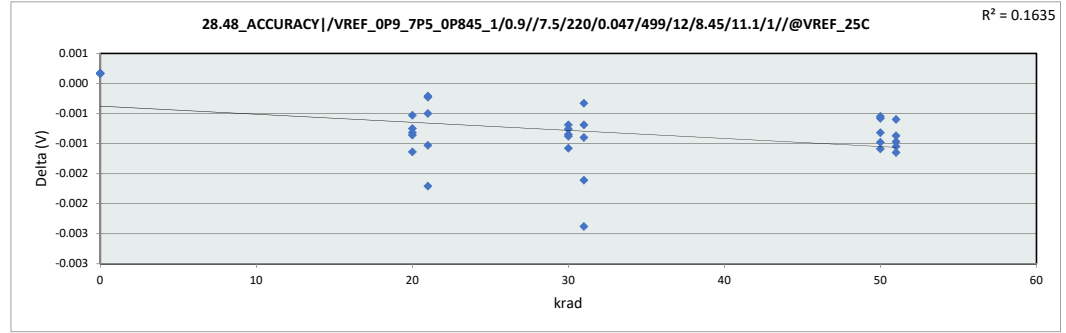
	0	20	21	30	31	50	51
LL	1.190	1.190	1.190	1.190	1.190	1.190	1.190
Min	1.203	1.201	1.201	1.201	1.201	1.201	1.200
Average	1.204	1.202	1.203	1.202	1.203	1.203	1.201
Max	1.204	1.204	1.205	1.204	1.204	1.204	1.203
UL	1.221	1.221	1.221	1.221	1.221	1.221	1.221



LDR Report  
TPS7H1111-SEP

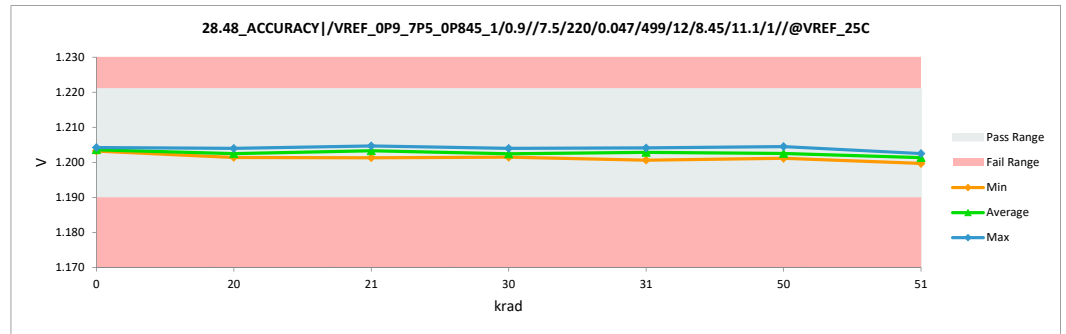
28.48_ACCURACY /VREF_0P9_7		
Test Site	Dallas	Dallas
Tester	ETS-364	ETS-364
Test Number	EB6938	EB6938
Unit	V	V
Max Limit	1.221	1.221
Min Limit	1.19	1.19

krad	Serial #	Pre	Post	Delta
21	1	1.203	1.203	0.000
21	2	1.204	1.204	0.000
21	3	1.206	1.205	-0.001
21	4	1.203	1.201	-0.002
21	5	1.204	1.204	0.000
20	6	1.203	1.201	-0.001
20	7	1.203	1.202	-0.001
20	8	1.202	1.202	-0.001
20	9	1.205	1.204	-0.001
20	10	1.204	1.203	-0.001
31	11	1.203	1.203	-0.001
31	12	1.204	1.203	-0.001
31	13	1.206	1.204	-0.002
31	14	1.203	1.201	-0.002
31	15	1.204	1.203	0.000
30	16	1.203	1.201	-0.001
30	17	1.203	1.202	-0.001
30	18	1.202	1.202	-0.001
30	19	1.205	1.204	-0.001
30	20	1.204	1.203	-0.001
51	21	1.203	1.202	-0.001
51	22	1.201	1.200	-0.001
51	23	1.201	1.200	-0.001
51	24	1.203	1.202	-0.001
51	25	1.203	1.202	-0.001
50	26	1.202	1.201	-0.001
50	27	1.204	1.203	-0.001
50	28	1.204	1.203	-0.001
50	29	1.202	1.201	-0.001
50	30	1.205	1.204	-0.001
0	31	1.203	1.203	0.000
0	32	1.204	1.204	0.000
0	33	1.203	1.203	0.000
Max		1.206	1.205	0.000
Average		1.203	1.203	-0.001
Min		1.201	1.200	-0.002
Std Dev		0.001	0.001	0.001



28.48_ACCURACY /VREF_0P9		
Test Site	Dallas	
Tester	ETS-364	
Test Number	EB6938	
Max Limit	1.221	V
Min Limit	1.19	V

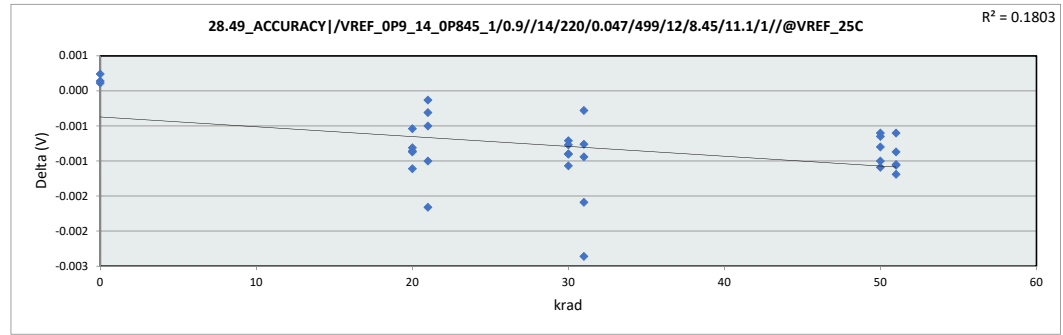
	0	20	21	30	31	50	51
LL	1.190	1.190	1.190	1.190	1.190	1.190	1.190
Min	1.203	1.201	1.201	1.201	1.201	1.201	1.200
Average	1.204	1.202	1.203	1.202	1.203	1.203	1.201
Max	1.204	1.204	1.205	1.204	1.204	1.204	1.203
UL	1.221	1.221	1.221	1.221	1.221	1.221	1.221



LDR Report  
TPS7H1111-SEP

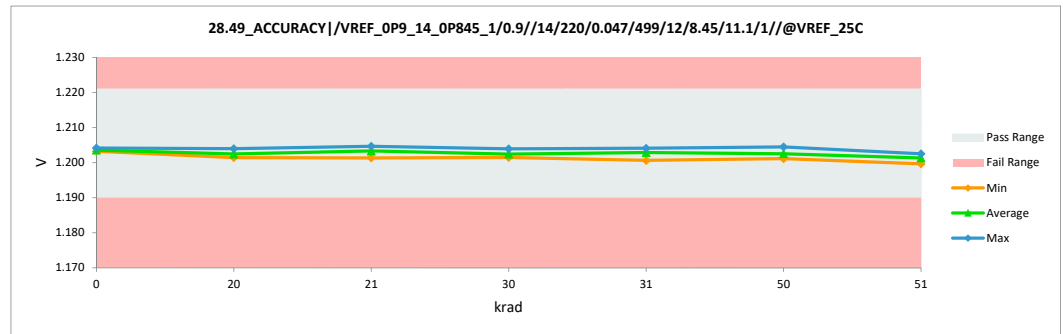
28.49_ACCURACY /VREF_0P9_1		
Test Site	Dallas	Dallas
Tester	ETS-364	ETS-364
Test Number	EB6938	EB6938
Unit	V	V
Max Limit	1.221	1.221
Min Limit	1.19	1.19

krad	Serial #	Pre	Post	Delta
21	1	1.204	1.203	0.000
21	2	1.204	1.204	-0.001
21	3	1.206	1.205	-0.001
21	4	1.203	1.201	-0.002
21	5	1.204	1.204	0.000
20	6	1.203	1.201	-0.001
20	7	1.203	1.202	-0.001
20	8	1.203	1.202	-0.001
20	9	1.205	1.204	-0.001
20	10	1.204	1.203	-0.001
31	11	1.204	1.203	-0.001
31	12	1.204	1.203	-0.001
31	13	1.206	1.204	-0.002
31	14	1.203	1.201	-0.002
31	15	1.204	1.204	0.000
30	16	1.203	1.201	-0.001
30	17	1.203	1.202	-0.001
30	18	1.203	1.202	-0.001
30	19	1.205	1.204	-0.001
30	20	1.204	1.203	-0.001
51	21	1.203	1.203	-0.001
51	22	1.201	1.200	-0.001
51	23	1.201	1.200	-0.001
51	24	1.204	1.202	-0.001
51	25	1.203	1.202	-0.001
50	26	1.202	1.201	-0.001
50	27	1.204	1.203	-0.001
50	28	1.204	1.203	-0.001
50	29	1.202	1.201	-0.001
50	30	1.205	1.204	-0.001
0	31	1.203	1.203	0.000
0	32	1.204	1.204	0.000
0	33	1.203	1.203	0.000
	Max	1.206	1.205	0.000
	Average	1.203	1.203	-0.001
	Min	1.201	1.200	-0.002
	Std Dev	0.001	0.001	0.001



28.49_ACCURACY /VREF_0P9		
Test Site	Dallas	
Tester	ETS-364	
Test Number	EB6938	
Max Limit	1.221	V
Min Limit	1.19	V

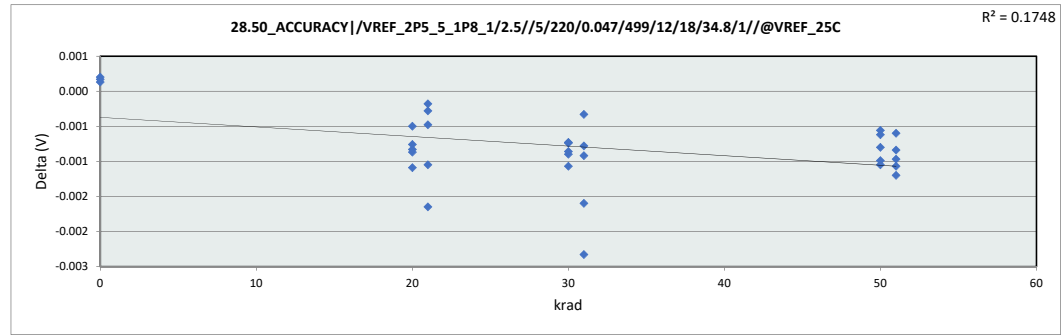
krad	0	20	21	30	31	50	51
LL	1.190	1.190	1.190	1.190	1.190	1.190	1.190
Min	1.203	1.201	1.201	1.201	1.201	1.201	1.200
Average	1.204	1.202	1.203	1.202	1.203	1.203	1.201
Max	1.204	1.204	1.205	1.204	1.204	1.205	1.203
UL	1.221	1.221	1.221	1.221	1.221	1.221	1.221



LDR Report  
TPS7H1111-SEP

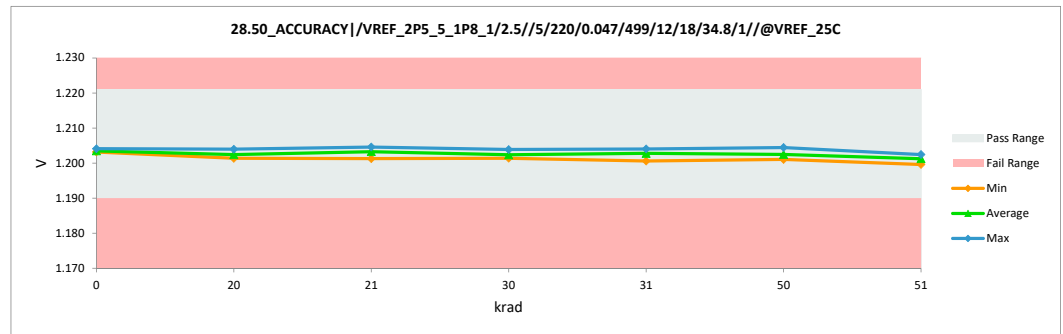
28.50_ACCURACY/VREF_2P5_5		
Test Site	Dallas	Dallas
Tester	ETS-364	ETS-364
Test Number	EB6938	EB6938
Unit	V	V
Max Limit	1.221	1.221
Min Limit	1.19	1.19

krad	Serial #	Pre	Post	Delta
21	1	1.203	1.203	0.000
21	2	1.204	1.204	0.000
21	3	1.206	1.205	-0.001
21	4	1.203	1.201	-0.002
21	5	1.204	1.204	0.000
20	6	1.202	1.201	-0.001
20	7	1.203	1.202	-0.001
20	8	1.202	1.202	-0.001
20	9	1.205	1.204	-0.001
20	10	1.204	1.203	-0.001
31	11	1.203	1.203	-0.001
31	12	1.204	1.203	-0.001
31	13	1.206	1.204	-0.002
31	14	1.203	1.201	-0.002
31	15	1.204	1.203	0.000
30	16	1.202	1.201	-0.001
30	17	1.203	1.202	-0.001
30	18	1.202	1.202	-0.001
30	19	1.205	1.204	-0.001
30	20	1.204	1.203	-0.001
51	21	1.203	1.202	-0.001
51	22	1.201	1.200	-0.001
51	23	1.201	1.200	-0.001
51	24	1.203	1.202	-0.001
51	25	1.203	1.202	-0.001
50	26	1.202	1.201	-0.001
50	27	1.204	1.203	-0.001
50	28	1.204	1.203	-0.001
50	29	1.202	1.201	-0.001
50	30	1.205	1.204	-0.001
0	31	1.203	1.203	0.000
0	32	1.204	1.204	0.000
0	33	1.203	1.203	0.000
Max		1.206	1.205	0.000
Average		1.203	1.203	-0.001
Min		1.201	1.200	-0.002
Std Dev		0.001	0.001	0.001



28.50_ACCURACY/VREF_2P5		
Test Site	Dallas	
Tester	ETS-364	
Test Number	EB6938	
Max Limit	V	
Min Limit	V	

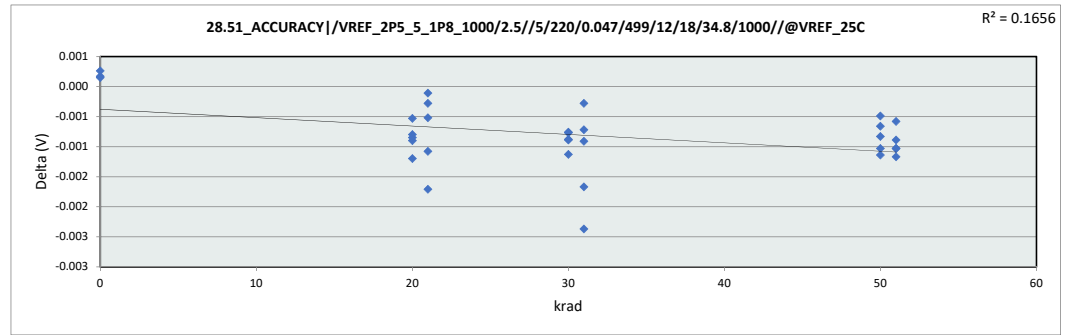
	0	20	21	30	31	50	51
LL	1.190	1.190	1.190	1.190	1.190	1.190	1.190
Min	1.203	1.201	1.201	1.201	1.201	1.201	1.200
Average	1.203	1.202	1.203	1.202	1.203	1.202	1.201
Max	1.204	1.204	1.205	1.204	1.204	1.204	1.202
UL	1.221	1.221	1.221	1.221	1.221	1.221	1.221



LDR Report  
TPS7H1111-SEP

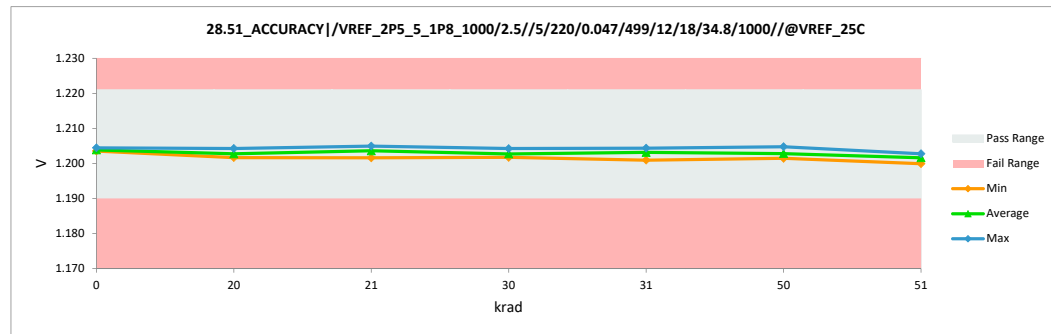
28.51_ACCURACY /VREF_2P5_5		
Test Site	Dallas	Dallas
Tester	ETS-364	ETS-364
Test Number	EB6938	EB6938
Unit	V	V
Max Limit	1.221	1.221
Min Limit	1.19	1.19

krad	Serial #	Pre	Post	Delta
21	1	1.204	1.204	0.000
21	2	1.204	1.204	-0.001
21	3	1.206	1.205	-0.001
21	4	1.203	1.202	-0.002
21	5	1.204	1.204	0.000
20	6	1.203	1.202	-0.001
20	7	1.203	1.203	-0.001
20	8	1.203	1.202	-0.001
20	9	1.205	1.204	-0.001
20	10	1.204	1.203	-0.001
31	11	1.204	1.203	-0.001
31	12	1.204	1.204	-0.001
31	13	1.206	1.204	-0.002
31	14	1.203	1.201	-0.002
31	15	1.204	1.204	0.000
30	16	1.203	1.202	-0.001
30	17	1.203	1.202	-0.001
30	18	1.203	1.202	-0.001
30	19	1.205	1.204	-0.001
30	20	1.204	1.203	-0.001
51	21	1.204	1.203	-0.001
51	22	1.201	1.200	-0.001
51	23	1.201	1.200	-0.001
51	24	1.204	1.203	-0.001
51	25	1.203	1.202	-0.001
50	26	1.202	1.201	0.000
50	27	1.204	1.203	-0.001
50	28	1.204	1.203	-0.001
50	29	1.203	1.202	-0.001
50	30	1.205	1.205	-0.001
0	31	1.203	1.204	0.000
0	32	1.204	1.204	0.000
0	33	1.203	1.204	0.000
Max		1.206	1.205	0.000
Average		1.204	1.203	-0.001
Min		1.201	1.200	-0.002
Std Dev		0.001	0.001	0.001



28.51_ACCURACY /VREF_2P5		
Test Site	Dallas	
Tester	ETS-364	
Test Number	EB6938	
Max Limit	1.221	V
Min Limit	1.19	V

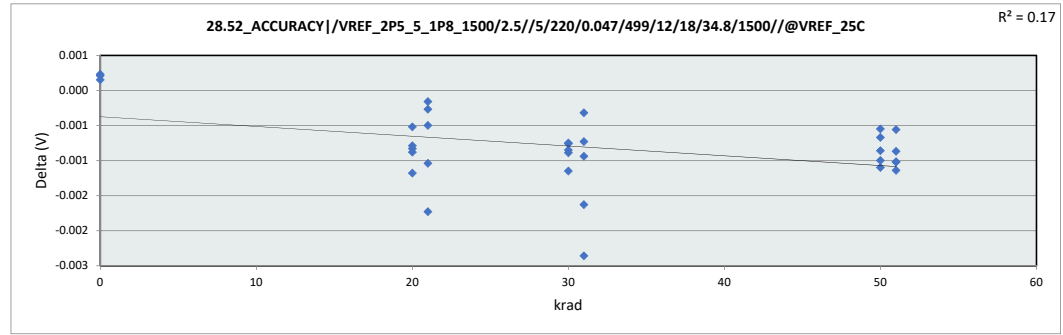
krad	0	20	21	30	31	50	51
LL	1.190	1.190	1.190	1.190	1.190	1.190	1.190
Min	1.204	1.202	1.202	1.202	1.201	1.201	1.200
Average	1.204	1.203	1.204	1.203	1.203	1.203	1.202
Max	1.204	1.204	1.205	1.204	1.204	1.205	1.203
UL	1.221	1.221	1.221	1.221	1.221	1.221	1.221



LDR Report  
TPS7H1111-SEP

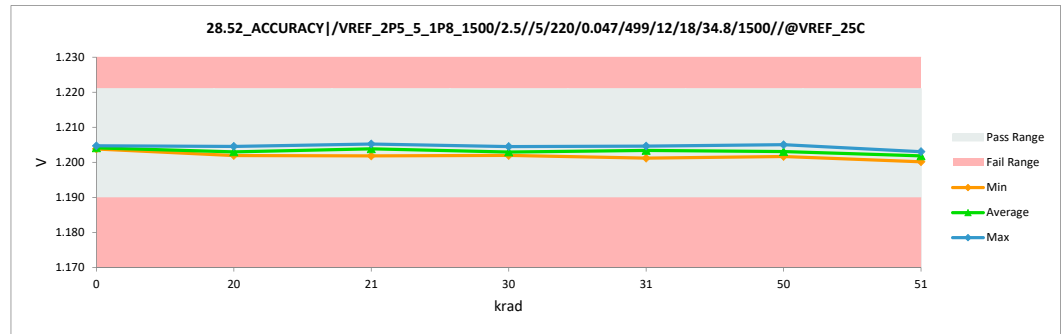
28.52_ACCURACY /VREF_2P5_5		
Test Site	Dallas	Dallas
Tester	ETS-364	ETS-364
Test Number	EB6938	EB6938
Unit	V	V
Max Limit	1.221	1.221
Min Limit	1.19	1.19

krad	Serial #	Pre	Post	Delta
21	1	1.204	1.204	0.000
21	2	1.205	1.204	0.000
21	3	1.206	1.205	-0.001
21	4	1.204	1.202	-0.002
21	5	1.204	1.204	0.000
20	6	1.203	1.202	-0.001
20	7	1.203	1.203	-0.001
20	8	1.203	1.202	-0.001
20	9	1.205	1.205	-0.001
20	10	1.204	1.203	-0.001
31	11	1.204	1.203	-0.001
31	12	1.205	1.204	-0.001
31	13	1.206	1.205	-0.002
31	14	1.204	1.201	-0.002
31	15	1.204	1.204	0.000
30	16	1.203	1.202	-0.001
30	17	1.203	1.203	-0.001
30	18	1.203	1.202	-0.001
30	19	1.205	1.204	-0.001
30	20	1.204	1.203	-0.001
51	21	1.204	1.203	-0.001
51	22	1.201	1.200	-0.001
51	23	1.202	1.201	-0.001
51	24	1.204	1.203	-0.001
51	25	1.203	1.203	-0.001
50	26	1.202	1.202	-0.001
50	27	1.204	1.203	-0.001
50	28	1.204	1.203	-0.001
50	29	1.203	1.202	-0.001
50	30	1.206	1.205	-0.001
0	31	1.204	1.204	0.000
0	32	1.205	1.205	0.000
0	33	1.204	1.204	0.000
Max		1.206	1.205	0.000
Average		1.204	1.203	-0.001
Min		1.201	1.200	-0.002
Std Dev		0.001	0.001	0.001



28.52_ACCURACY /VREF_2P5		
Test Site	Dallas	
Tester	ETS-364	
Test Number	EB6938	
Max Limit	1.221	V
Min Limit	1.19	V

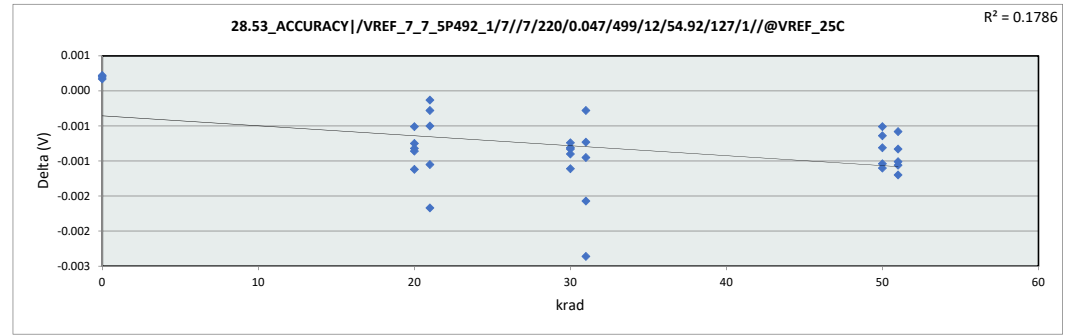
	0	20	21	30	31	50	51
LL	1.190	1.190	1.190	1.190	1.190	1.190	1.190
Min	1.204	1.202	1.202	1.202	1.201	1.202	1.200
Average	1.204	1.203	1.204	1.203	1.203	1.203	1.202
Max	1.205	1.205	1.205	1.204	1.205	1.205	1.203
UL	1.221	1.221	1.221	1.221	1.221	1.221	1.221



LDR Report  
TPS7H1111-SEP

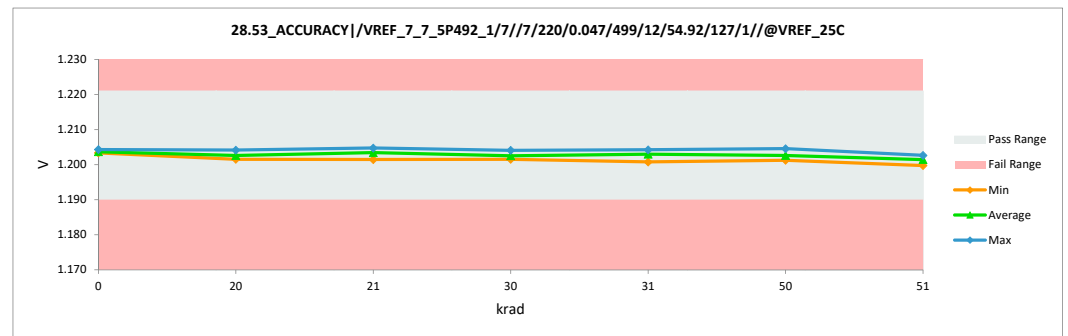
28.53_ACCURACY/VREF_7_7_5		
Test Site	Dallas	Dallas
Tester	ETS-364	ETS-364
Test Number	EB6938	EB6938
Unit	V	V
Max Limit	1.221	1.221
Min Limit	1.19	1.19

krad	Serial #	Pre	Post	Delta
21	1	1.204	1.203	0.000
21	2	1.204	1.204	-0.001
21	3	1.206	1.205	-0.001
21	4	1.203	1.201	-0.002
21	5	1.204	1.204	0.000
20	6	1.203	1.202	-0.001
20	7	1.203	1.203	-0.001
20	8	1.203	1.202	-0.001
20	9	1.205	1.204	-0.001
20	10	1.204	1.203	-0.001
31	11	1.204	1.203	-0.001
31	12	1.204	1.203	-0.001
31	13	1.206	1.204	-0.002
31	14	1.203	1.201	-0.002
31	15	1.204	1.204	0.000
30	16	1.203	1.202	-0.001
30	17	1.203	1.202	-0.001
30	18	1.203	1.202	-0.001
30	19	1.205	1.204	-0.001
30	20	1.204	1.203	-0.001
51	21	1.203	1.203	-0.001
51	22	1.201	1.200	-0.001
51	23	1.201	1.200	-0.001
51	24	1.204	1.202	-0.001
51	25	1.203	1.202	-0.001
50	26	1.202	1.201	-0.001
50	27	1.204	1.203	-0.001
50	28	1.204	1.203	-0.001
50	29	1.203	1.201	-0.001
50	30	1.205	1.205	-0.001
0	31	1.203	1.203	0.000
0	32	1.204	1.204	0.000
0	33	1.203	1.203	0.000
	Max	1.206	1.205	0.000
	Average	1.204	1.203	-0.001
	Min	1.201	1.200	-0.002
	Std Dev	0.001	0.001	0.001



28.53_ACCURACY/VREF_7_7		
Test Site	Dallas	
Tester	ETS-364	
Test Number	EB6938	
Max Limit	1.221	V
Min Limit	1.19	V

krad	0	20	21	30	31	50	51
LL	1.190	1.190	1.190	1.190	1.190	1.190	1.190
Min	1.203	1.202	1.201	1.202	1.201	1.201	1.200
Average	1.204	1.203	1.203	1.203	1.203	1.203	1.201
Max	1.204	1.204	1.205	1.204	1.204	1.205	1.203
UL	1.221	1.221	1.221	1.221	1.221	1.221	1.221

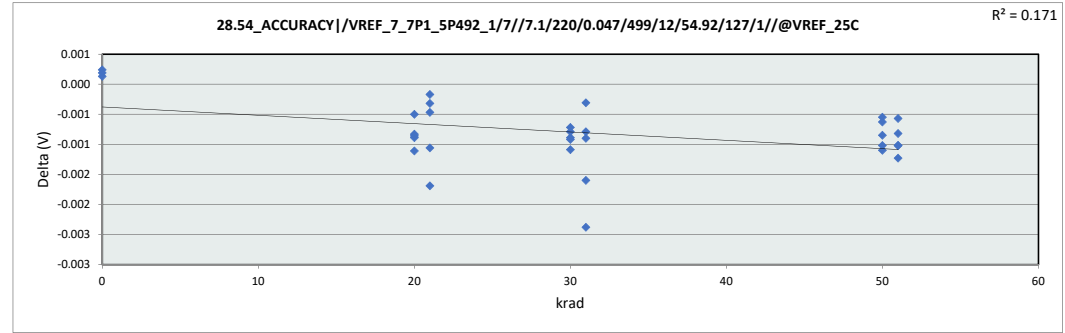




LDR Report  
TPS7H1111-SEP

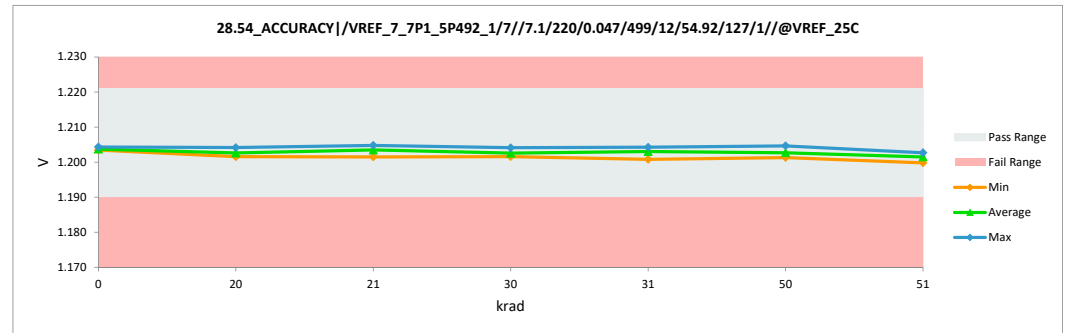
28.54_ACCURACY /VREF_7_7P1		
Test Site	Dallas	Dallas
Tester	ETS-364	ETS-364
Test Number	EB6938	EB6938
Unit	V	V
Max Limit	1.221	1.221
Min Limit	1.19	1.19

krad	Serial #	Pre	Post	Delta
21	1	1.204	1.203	0.000
21	2	1.204	1.204	0.000
21	3	1.206	1.205	-0.001
21	4	1.203	1.201	-0.002
21	5	1.204	1.204	0.000
20	6	1.203	1.202	-0.001
20	7	1.203	1.203	0.000
20	8	1.203	1.202	-0.001
20	9	1.205	1.204	-0.001
20	10	1.204	1.203	-0.001
31	11	1.204	1.203	-0.001
31	12	1.204	1.203	-0.001
31	13	1.206	1.204	-0.002
31	14	1.203	1.201	-0.002
31	15	1.204	1.204	0.000
30	16	1.203	1.202	-0.001
30	17	1.203	1.202	-0.001
30	18	1.203	1.202	-0.001
30	19	1.205	1.204	-0.001
30	20	1.204	1.203	-0.001
51	21	1.203	1.203	-0.001
51	22	1.201	1.200	-0.001
51	23	1.201	1.200	-0.001
51	24	1.204	1.202	-0.001
51	25	1.203	1.202	-0.001
50	26	1.202	1.201	-0.001
50	27	1.204	1.203	-0.001
50	28	1.204	1.203	-0.001
50	29	1.203	1.202	-0.001
50	30	1.205	1.205	-0.001
0	31	1.203	1.203	0.000
0	32	1.204	1.204	0.000
0	33	1.203	1.203	0.000
Max		1.206	1.205	0.000
Average		1.204	1.203	-0.001
Min		1.201	1.200	-0.002
Std Dev		0.001	0.001	0.001



28.54_ACCURACY /VREF_7_7P1		
Test Site	Dallas	
Tester	ETS-364	
Test Number	EB6938	
Max Limit	1.221	V
Min Limit	1.19	V

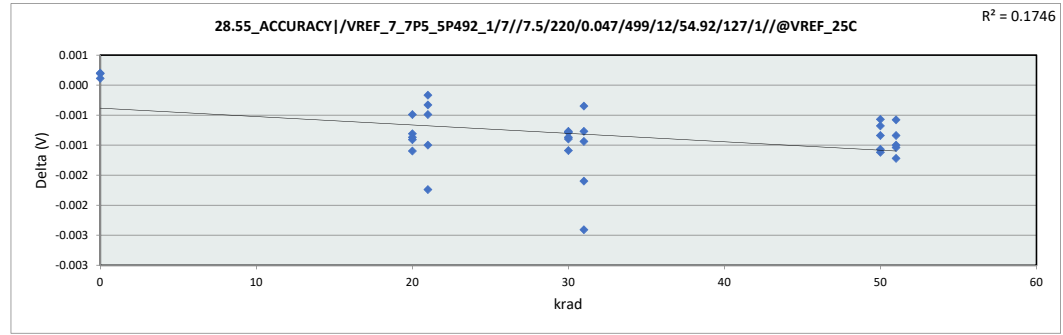
	0	20	21	30	31	50	51
LL	1.190	1.190	1.190	1.190	1.190	1.190	1.190
Min	1.203	1.202	1.201	1.202	1.201	1.201	1.200
Average	1.204	1.203	1.203	1.203	1.203	1.203	1.201
Max	1.204	1.204	1.205	1.204	1.204	1.205	1.203
UL	1.221	1.221	1.221	1.221	1.221	1.221	1.221



LDR Report  
TPS7H1111-SEP

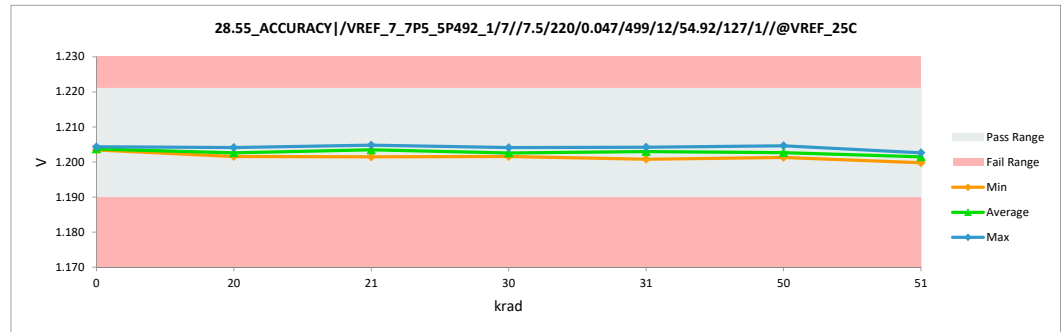
28.55_ACCURACY /VREF_7_7P5		
Test Site	Dallas	Dallas
Tester	ETS-364	ETS-364
Test Number	EB6938	EB6938
Unit	V	V
Max Limit	1.221	1.221
Min Limit	1.19	1.19

krad	Serial #	Pre	Post	Delta
21	1	1.204	1.203	0.000
21	2	1.204	1.204	0.000
21	3	1.206	1.205	-0.001
21	4	1.203	1.201	-0.002
21	5	1.204	1.204	0.000
20	6	1.203	1.202	-0.001
20	7	1.203	1.203	0.000
20	8	1.203	1.202	-0.001
20	9	1.205	1.204	-0.001
20	10	1.204	1.203	-0.001
31	11	1.204	1.203	-0.001
31	12	1.204	1.203	-0.001
31	13	1.206	1.204	-0.002
31	14	1.203	1.201	-0.002
31	15	1.204	1.204	0.000
30	16	1.203	1.202	-0.001
30	17	1.203	1.202	-0.001
30	18	1.203	1.202	-0.001
30	19	1.205	1.204	-0.001
30	20	1.204	1.203	-0.001
51	21	1.203	1.203	-0.001
51	22	1.201	1.200	-0.001
51	23	1.201	1.200	-0.001
51	24	1.204	1.202	-0.001
51	25	1.203	1.202	-0.001
50	26	1.202	1.201	-0.001
50	27	1.204	1.203	-0.001
50	28	1.204	1.203	-0.001
50	29	1.203	1.201	-0.001
50	30	1.205	1.205	-0.001
0	31	1.203	1.203	0.000
0	32	1.204	1.204	0.000
0	33	1.203	1.203	0.000
Max		1.206	1.205	0.000
Average		1.204	1.203	-0.001
Min		1.201	1.200	-0.002
Std Dev		0.001	0.001	0.001



28.55_ACCURACY /VREF_7_7P5		
Test Site	Dallas	
Tester	ETS-364	
Test Number	EB6938	
Max Limit	1.221	V
Min Limit	1.19	V

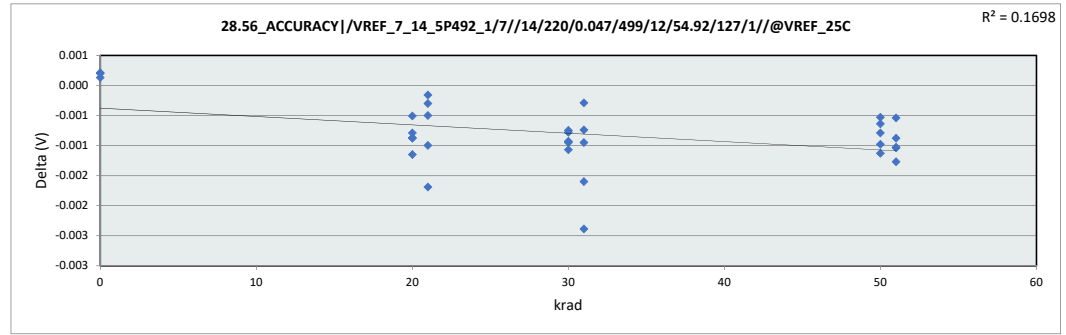
	0	20	21	30	31	50	51
LL	1.190	1.190	1.190	1.190	1.190	1.190	1.190
Min	1.203	1.202	1.201	1.202	1.201	1.201	1.200
Average	1.204	1.203	1.203	1.203	1.203	1.203	1.201
Max	1.204	1.204	1.205	1.204	1.204	1.205	1.203
UL	1.221	1.221	1.221	1.221	1.221	1.221	1.221



LDR Report  
TPS7H1111-SEP

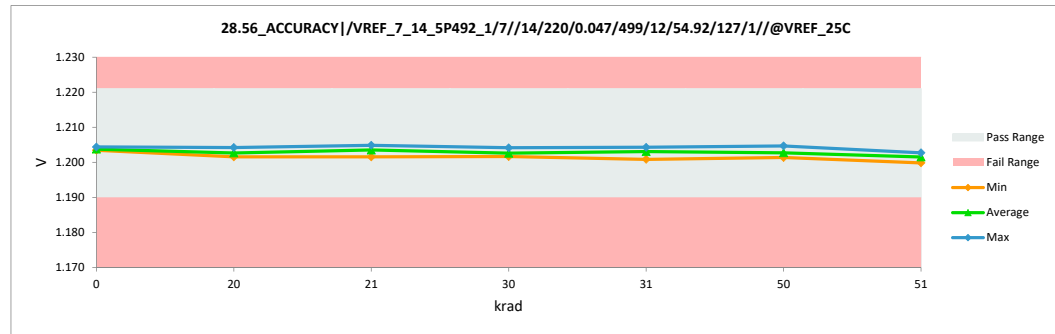
28.56_ACCURACY /VREF_7_14		
Test Site	Dallas	Dallas
Tester	ETS-364	ETS-364
Test Number	EB6938	EB6938
Unit	V	V
Max Limit	1.221	1.221
Min Limit	1.19	1.19

krad	Serial #	Pre	Post	Delta
21	1	1.204	1.203	0.000
21	2	1.204	1.204	0.000
21	3	1.206	1.205	-0.001
21	4	1.203	1.202	-0.002
21	5	1.204	1.204	0.000
20	6	1.203	1.202	-0.001
20	7	1.203	1.203	-0.001
20	8	1.203	1.202	-0.001
20	9	1.205	1.204	-0.001
20	10	1.204	1.203	-0.001
31	11	1.204	1.203	-0.001
31	12	1.204	1.203	-0.001
31	13	1.206	1.204	-0.002
31	14	1.203	1.201	-0.002
31	15	1.204	1.204	0.000
30	16	1.203	1.202	-0.001
30	17	1.203	1.202	-0.001
30	18	1.203	1.202	-0.001
30	19	1.205	1.204	-0.001
30	20	1.204	1.203	-0.001
51	21	1.204	1.203	-0.001
51	22	1.201	1.200	-0.001
51	23	1.201	1.200	-0.001
51	24	1.204	1.202	-0.001
51	25	1.203	1.202	-0.001
50	26	1.202	1.201	-0.001
50	27	1.204	1.203	-0.001
50	28	1.204	1.203	-0.001
50	29	1.203	1.202	-0.001
50	30	1.205	1.205	-0.001
0	31	1.203	1.203	0.000
0	32	1.204	1.204	0.000
0	33	1.203	1.204	0.000
Max		1.206	1.205	0.000
Average		1.204	1.203	-0.001
Min		1.201	1.200	-0.002
Std Dev		0.001	0.001	0.001



28.56_ACCURACY /VREF_7_14		
Test Site	Dallas	
Tester	ETS-364	
Test Number	EB6938	
Max Limit	1.221	V
Min Limit	1.19	V

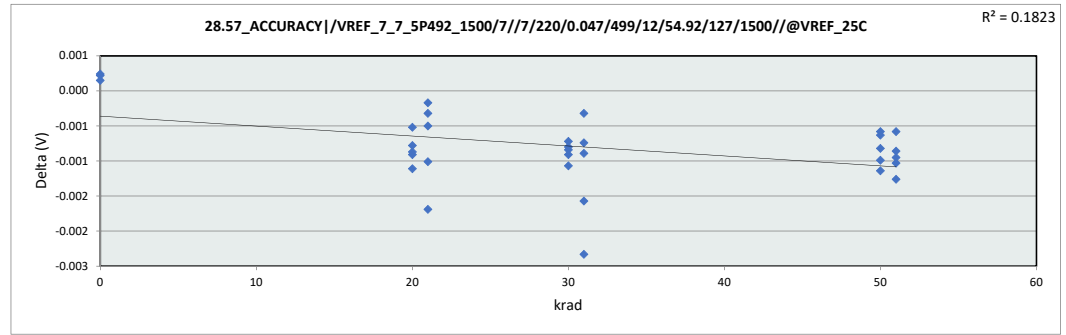
	0	20	21	30	31	50	51
LL	1.190	1.190	1.190	1.190	1.190	1.190	1.190
Min	1.203	1.202	1.202	1.202	1.201	1.201	1.200
Average	1.204	1.203	1.203	1.203	1.203	1.203	1.202
Max	1.204	1.204	1.205	1.204	1.204	1.205	1.203
UL	1.221	1.221	1.221	1.221	1.221	1.221	1.221



LDR Report  
TPS7H1111-SEP

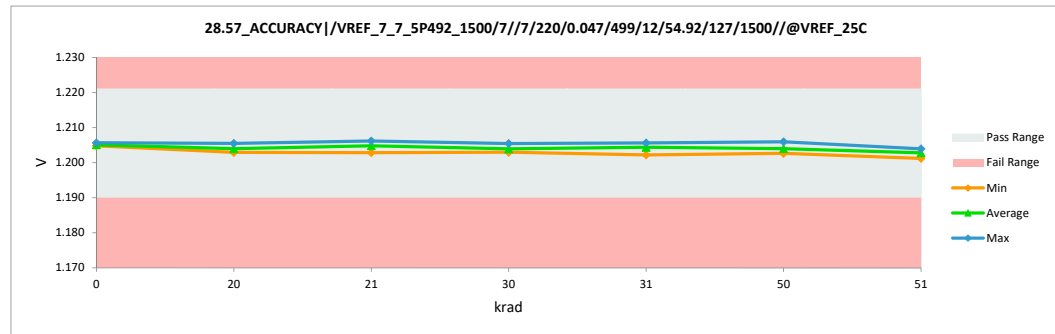
28.57_ACCURACY /VREF_7_7_5		
Test Site	Dallas	Dallas
Tester	ETS-364	ETS-364
Test Number	EB6938	EB6938
Unit	V	V
Max Limit	1.221	1.221
Min Limit	1.19	1.19

krad	Serial #	Pre	Post	Delta
21	1	1.205	1.205	0.000
21	2	1.206	1.205	0.000
21	3	1.207	1.206	-0.001
21	4	1.205	1.203	-0.002
21	5	1.205	1.205	0.000
20	6	1.204	1.203	-0.001
20	7	1.205	1.204	-0.001
20	8	1.204	1.203	-0.001
20	9	1.206	1.206	-0.001
20	10	1.205	1.204	-0.001
31	11	1.205	1.204	-0.001
31	12	1.206	1.205	-0.001
31	13	1.207	1.206	-0.002
31	14	1.205	1.202	-0.002
31	15	1.205	1.205	0.000
30	16	1.204	1.203	-0.001
30	17	1.205	1.204	-0.001
30	18	1.204	1.203	-0.001
30	19	1.206	1.205	-0.001
30	20	1.205	1.204	-0.001
51	21	1.205	1.204	-0.001
51	22	1.202	1.201	-0.001
51	23	1.203	1.202	-0.001
51	24	1.205	1.204	-0.001
51	25	1.204	1.203	-0.001
50	26	1.203	1.203	-0.001
50	27	1.205	1.204	-0.001
50	28	1.205	1.204	-0.001
50	29	1.204	1.203	-0.001
50	30	1.207	1.206	-0.001
0	31	1.205	1.205	0.000
0	32	1.206	1.206	0.000
0	33	1.205	1.205	0.000
Max		1.207	1.206	0.000
Average		1.205	1.204	-0.001
Min		1.202	1.201	-0.002
Std Dev		0.001	0.001	0.001



28.57_ACCURACY /VREF_7_7		
Test Site	Dallas	
Tester	ETS-364	
Test Number	EB6938	
Max Limit	1.221	V
Min Limit	1.19	V

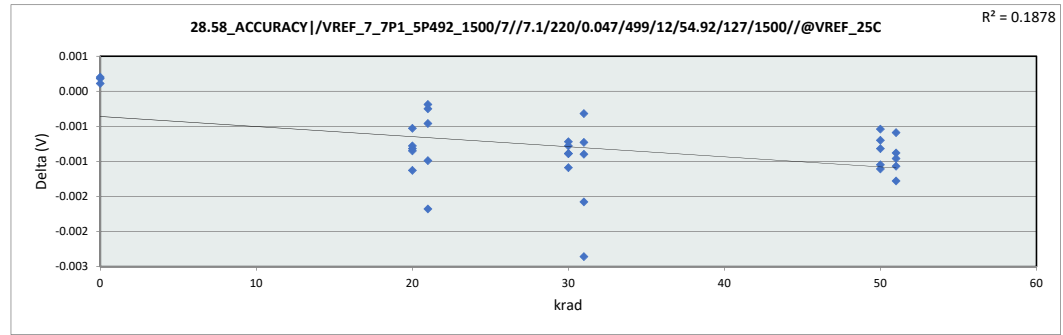
krad	0	20	21	30	31	50	51
LL	1.190	1.190	1.190	1.190	1.190	1.190	1.190
Min	1.205	1.203	1.203	1.203	1.202	1.203	1.201
Average	1.205	1.204	1.205	1.204	1.204	1.204	1.203
Max	1.206	1.206	1.206	1.205	1.206	1.206	1.204
UL	1.221	1.221	1.221	1.221	1.221	1.221	1.221



LDR Report  
TPS7H1111-SEP

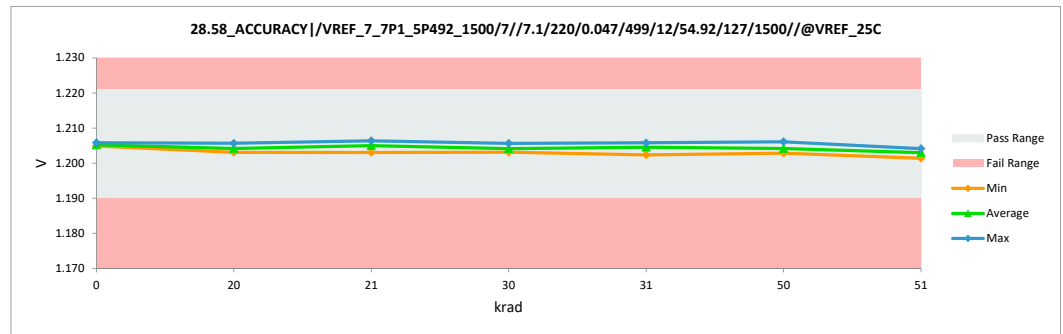
28.58_ACCURACY /VREF_7_7P1		
Test Site	Dallas	Dallas
Tester	ETS-364	ETS-364
Test Number	EB6938	EB6938
Unit	V	V
Max Limit	1.221	1.221
Min Limit	1.19	1.19

krad	Serial #	Pre	Post	Delta
21	1	1.205	1.205	0.000
21	2	1.206	1.205	0.000
21	3	1.207	1.206	-0.001
21	4	1.205	1.203	-0.002
21	5	1.205	1.205	0.000
20	6	1.204	1.203	-0.001
20	7	1.205	1.204	-0.001
20	8	1.204	1.203	-0.001
20	9	1.207	1.206	-0.001
20	10	1.205	1.204	-0.001
31	11	1.205	1.204	-0.001
31	12	1.206	1.205	-0.001
31	13	1.207	1.206	-0.002
31	14	1.205	1.202	-0.002
31	15	1.205	1.205	0.000
30	16	1.204	1.203	-0.001
30	17	1.205	1.204	-0.001
30	18	1.204	1.203	-0.001
30	19	1.207	1.206	-0.001
30	20	1.205	1.205	-0.001
51	21	1.205	1.204	-0.001
51	22	1.202	1.201	-0.001
51	23	1.203	1.202	-0.001
51	24	1.205	1.204	-0.001
51	25	1.204	1.204	-0.001
50	26	1.203	1.203	-0.001
50	27	1.206	1.204	-0.001
50	28	1.205	1.204	-0.001
50	29	1.204	1.203	-0.001
50	30	1.207	1.206	-0.001
0	31	1.205	1.205	0.000
0	32	1.206	1.206	0.000
0	33	1.205	1.205	0.000
Max		1.207	1.206	0.000
Average		1.205	1.204	-0.001
Min		1.202	1.201	-0.002
Std Dev		0.001	0.001	0.001



28.58_ACCURACY /VREF_7_7P1		
Test Site	Dallas	
Tester	ETS-364	
Test Number	EB6938	
Max Limit	1.221	V
Min Limit	1.19	V

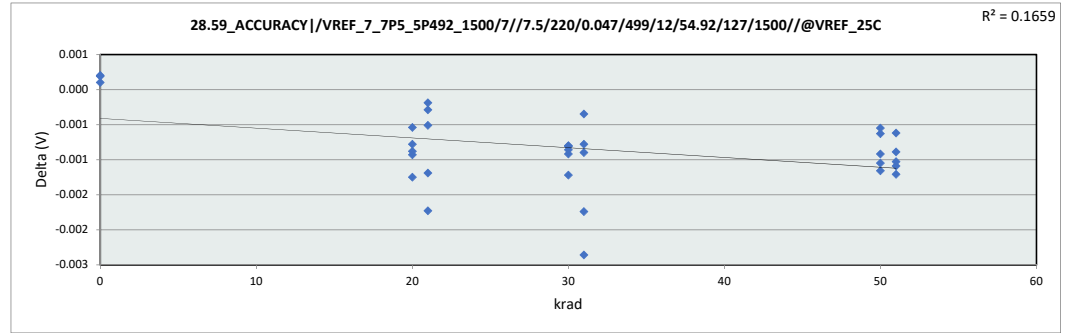
	0	20	21	30	31	50	51
LL	1.190	1.190	1.190	1.190	1.190	1.190	1.190
Min	1.205	1.203	1.203	1.203	1.202	1.203	1.201
Average	1.205	1.204	1.205	1.204	1.205	1.204	1.203
Max	1.206	1.206	1.206	1.206	1.206	1.206	1.204
UL	1.221	1.221	1.221	1.221	1.221	1.221	1.221



LDR Report  
TPS7H1111-SEP

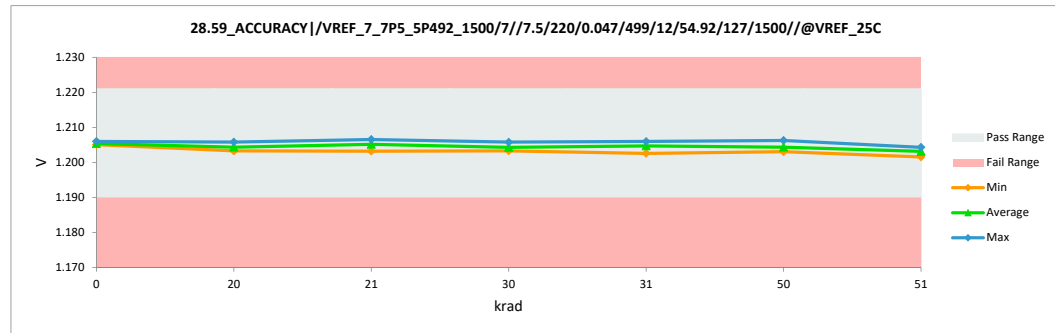
28.59_ACCURACY /VREF_7_7P5		
Test Site	Dallas	Dallas
Tester	ETS-364	ETS-364
Test Number	EB6938	EB6938
Unit	V	V
Max Limit	1.221	1.221
Min Limit	1.19	1.19

krad	Serial #	Pre	Post	Delta
21	1	1.205	1.205	0.000
21	2	1.206	1.206	-0.001
21	3	1.208	1.207	-0.001
21	4	1.205	1.203	-0.002
21	5	1.206	1.205	0.000
20	6	1.205	1.203	-0.001
20	7	1.205	1.204	-0.001
20	8	1.204	1.204	-0.001
20	9	1.207	1.206	-0.001
20	10	1.206	1.205	-0.001
31	11	1.205	1.205	-0.001
31	12	1.206	1.205	-0.001
31	13	1.208	1.206	-0.002
31	14	1.205	1.203	-0.002
31	15	1.206	1.205	0.000
30	16	1.205	1.203	-0.001
30	17	1.205	1.204	-0.001
30	18	1.204	1.203	-0.001
30	19	1.207	1.206	-0.001
30	20	1.206	1.205	-0.001
51	21	1.205	1.204	-0.001
51	22	1.203	1.202	-0.001
51	23	1.203	1.202	-0.001
51	24	1.205	1.204	-0.001
51	25	1.204	1.204	-0.001
50	26	1.204	1.203	-0.001
50	27	1.206	1.205	-0.001
50	28	1.206	1.205	-0.001
50	29	1.204	1.203	-0.001
50	30	1.207	1.206	-0.001
0	31	1.205	1.205	0.000
0	32	1.206	1.206	0.000
0	33	1.205	1.205	0.000
Max		1.208	1.207	0.000
Average		1.205	1.204	-0.001
Min		1.203	1.202	-0.002
Std Dev		0.001	0.001	0.001



28.59_ACCURACY /VREF_7_7P5		
Test Site	Dallas	
Tester	ETS-364	
Test Number	EB6938	
Max Limit	1.221	V
Min Limit	1.19	V

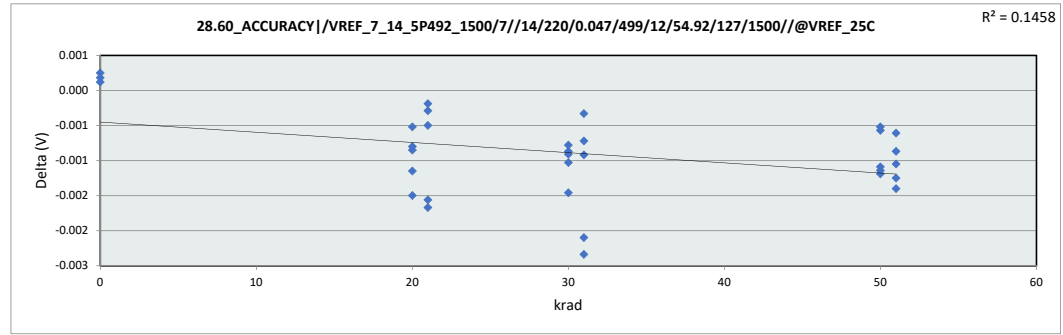
krad	0	20	21	30	31	50	51
LL	1.190	1.190	1.190	1.190	1.190	1.190	1.190
Min	1.205	1.203	1.203	1.203	1.203	1.203	1.202
Average	1.205	1.204	1.205	1.204	1.205	1.204	1.203
Max	1.206	1.206	1.207	1.206	1.206	1.206	1.204
UL	1.221	1.221	1.221	1.221	1.221	1.221	1.221



LDR Report  
TPS7H1111-SEP

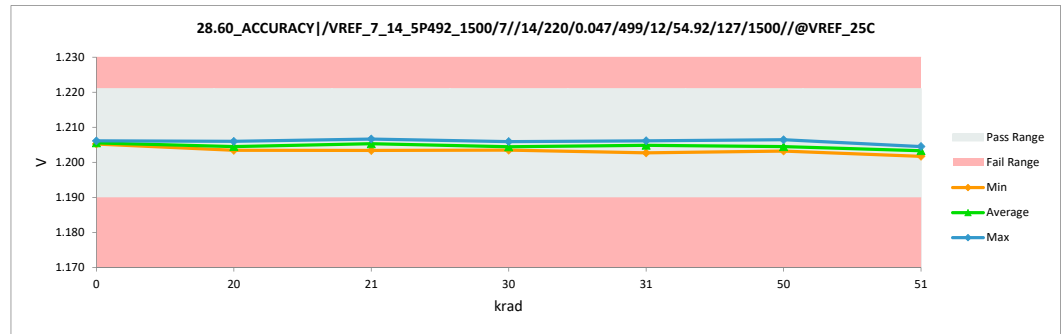
28.60_ACCURACY/VREF_7_14		
Test Site	Dallas	Dallas
Tester	ETS-364	ETS-364
Test Number	EB6938	EB6938
Unit	V	V
Max Limit	1.221	1.221
Min Limit	1.19	1.19

krad	Serial #	Pre	Post	Delta
21	1	1.205	1.205	0.000
21	2	1.206	1.206	0.000
21	3	1.208	1.207	-0.002
21	4	1.205	1.203	-0.002
21	5	1.206	1.206	0.000
20	6	1.205	1.203	-0.002
20	7	1.205	1.205	-0.001
20	8	1.204	1.204	-0.001
20	9	1.207	1.206	-0.001
20	10	1.206	1.205	-0.001
31	11	1.205	1.205	-0.001
31	12	1.206	1.205	-0.001
31	13	1.208	1.206	-0.002
31	14	1.205	1.203	-0.002
31	15	1.206	1.205	0.000
30	16	1.205	1.203	-0.001
30	17	1.205	1.204	-0.001
30	18	1.204	1.204	-0.001
30	19	1.207	1.206	-0.001
30	20	1.206	1.205	-0.001
51	21	1.205	1.204	-0.001
51	22	1.203	1.202	-0.001
51	23	1.203	1.202	-0.001
51	24	1.206	1.204	-0.001
51	25	1.204	1.204	-0.001
50	26	1.204	1.203	-0.001
50	27	1.206	1.205	-0.001
50	28	1.206	1.205	-0.001
50	29	1.204	1.203	-0.001
50	30	1.207	1.206	-0.001
0	31	1.205	1.205	0.000
0	32	1.206	1.206	0.000
0	33	1.205	1.205	0.000
Max		1.208	1.207	0.000
Average		1.205	1.205	-0.001
Min		1.203	1.202	-0.002
Std Dev		0.001	0.001	0.001



28.60_ACCURACY/VREF_7_14		
Test Site	Dallas	
Tester	ETS-364	
Test Number	EB6938	
Max Limit	1.221	V
Min Limit	1.19	V

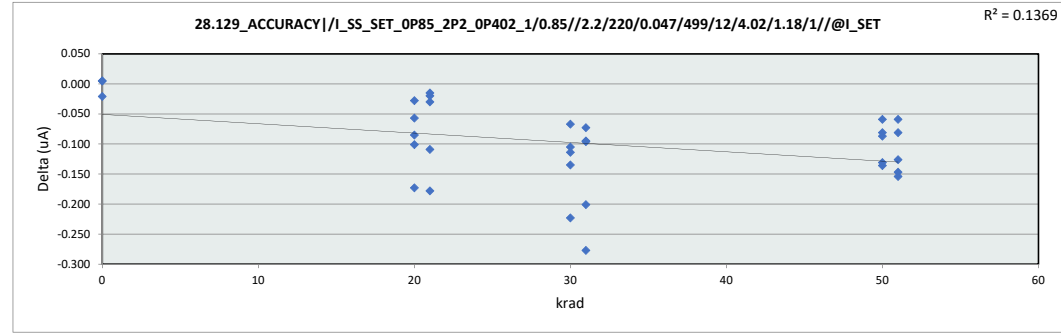
krad	0	20	21	30	31	50	51
LL	1.190	1.190	1.190	1.190	1.190	1.190	1.190
Min	1.205	1.203	1.203	1.203	1.203	1.203	1.202
Average	1.206	1.204	1.205	1.204	1.205	1.204	1.203
Max	1.206	1.206	1.207	1.206	1.206	1.206	1.204
UL	1.221	1.221	1.221	1.221	1.221	1.221	1.221



LDR Report  
TPS7H1111-SEP

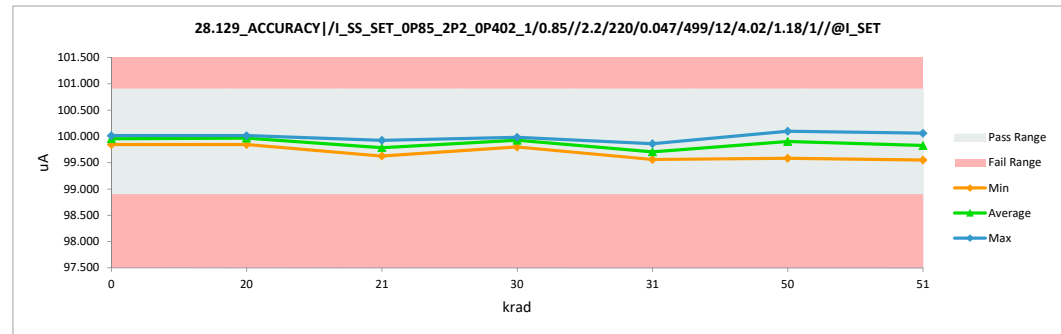
28.129_ACCURACY/I_SS_SET		
Test Site	Dallas	Dallas
Tester	ETS-364	ETS-364
Test Number	EB6938	EB6938
Unit	uA	uA
Max Limit	100.9	100.9
Min Limit	98.9	98.9

krad	Serial #	Pre	Post	Delta
21	1	99.657	99.642	-0.015
21	2	99.657	99.627	-0.030
21	3	99.920	99.811	-0.109
21	4	100.103	99.925	-0.178
21	5	99.935	99.915	-0.020
20	6	100.188	100.015	-0.173
20	7	99.982	99.954	-0.028
20	8	99.904	99.847	-0.057
20	9	100.113	100.012	-0.101
20	10	100.096	100.011	-0.085
31	11	99.657	99.561	-0.096
31	12	99.657	99.562	-0.095
31	13	99.920	99.719	-0.201
31	14	100.103	99.826	-0.277
31	15	99.935	99.862	-0.073
30	16	100.188	99.965	-0.223
30	17	99.982	99.915	-0.067
30	18	99.904	99.799	-0.105
30	19	100.113	99.978	-0.135
30	20	100.096	99.982	-0.114
51	21	100.141	100.060	-0.081
51	22	99.851	99.725	-0.126
51	23	99.987	99.840	-0.147
51	24	99.705	99.551	-0.154
51	25	100.011	99.952	-0.059
50	26	99.914	99.833	-0.081
50	27	99.715	99.584	-0.131
50	28	100.086	99.999	-0.087
50	29	100.140	100.004	-0.136
50	30	100.157	100.098	-0.059
0	31	99.866	99.845	-0.021
0	32	100.010	100.015	0.005
0	33	100.000	100.005	0.005
Max		100.188	100.098	0.005
Average		99.960	99.862	-0.099
Min		99.657	99.551	-0.277
Std Dev		0.166	0.160	0.066



28.129_ACCURACY/I_SS_SET	
Test Site	Dallas
Tester	ETS-364
Test Number	EB6938
Max Limit	100.9 uA
Min Limit	98.9 uA

	0	20	21	30	31	50	51
LL	98.900	98.900	98.900	98.900	98.900	98.900	98.900
Min	99.845	99.847	99.627	99.799	99.561	99.584	99.551
Average	99.955	99.968	99.784	99.928	99.706	99.904	99.826
Max	100.015	100.015	99.925	99.982	99.862	100.098	100.060
UL	100.900	100.900	100.900	100.900	100.900	100.900	100.900

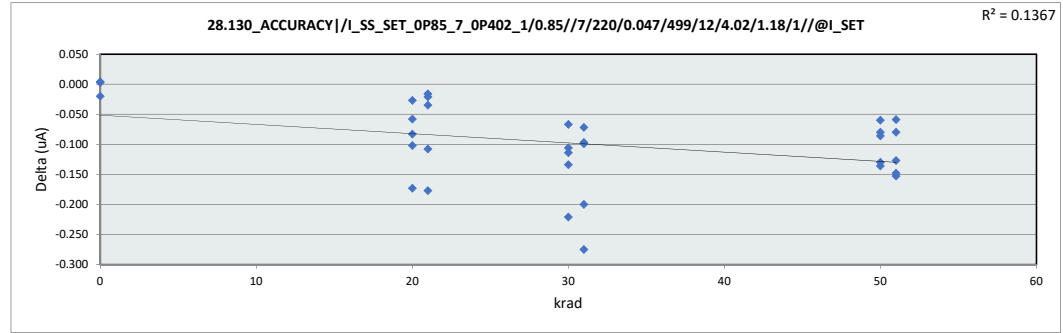




LDR Report  
TPS7H1111-SEP

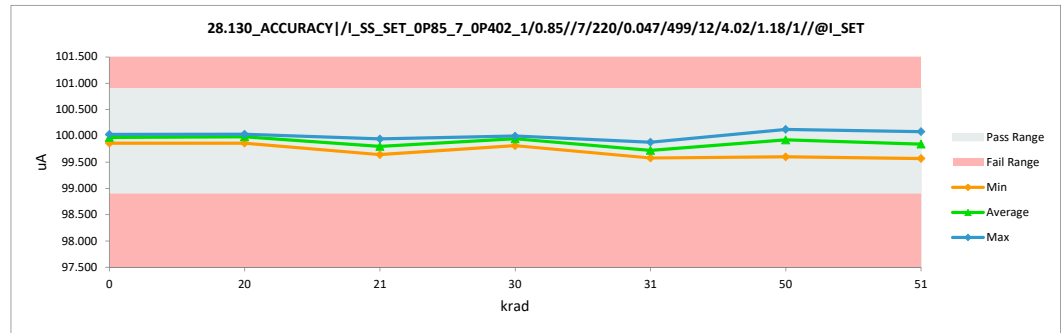
28.130_ACCURACY/I_SS_SET		
Test Site	Dallas	Dallas
Tester	ETS-364	ETS-364
Test Number	EB6938	EB6938
Unit	uA	uA
Max Limit	100.9	100.9
Min Limit	98.9	98.9

krad	Serial #	Pre	Post	Delta
21	1	99.674	99.658	-0.016
21	2	99.676	99.641	-0.035
21	3	99.935	99.827	-0.108
21	4	100.117	99.940	-0.177
21	5	99.949	99.928	-0.021
20	6	100.202	100.029	-0.173
20	7	99.995	99.968	-0.027
20	8	99.918	99.860	-0.058
20	9	100.129	100.027	-0.102
20	10	100.109	100.026	-0.083
31	11	99.674	99.577	-0.097
31	12	99.676	99.577	-0.099
31	13	99.935	99.735	-0.200
31	14	100.117	99.842	-0.275
31	15	99.949	99.877	-0.072
30	16	100.202	99.981	-0.221
30	17	99.995	99.928	-0.067
30	18	99.918	99.812	-0.106
30	19	100.129	99.995	-0.134
30	20	100.109	99.995	-0.114
51	21	100.158	100.078	-0.080
51	22	99.866	99.739	-0.127
51	23	100.002	99.854	-0.148
51	24	99.721	99.568	-0.153
51	25	100.025	99.966	-0.059
50	26	99.927	99.847	-0.080
50	27	99.729	99.599	-0.130
50	28	100.103	100.017	-0.086
50	29	100.158	100.022	-0.136
50	30	100.181	100.121	-0.060
0	31	99.879	99.859	-0.020
0	32	100.024	100.027	0.003
0	33	100.016	100.020	0.004
Max		100.202	100.121	0.004
Average		99.976	99.877	-0.099
Min		99.674	99.568	-0.275
Std Dev		0.166	0.160	0.065



28.130_ACCURACY/I_SS_SET		
Test Site	Dallas	
Tester	ETS-364	
Test Number	EB6938	
Max Limit	100.9	uA
Min Limit	98.9	uA

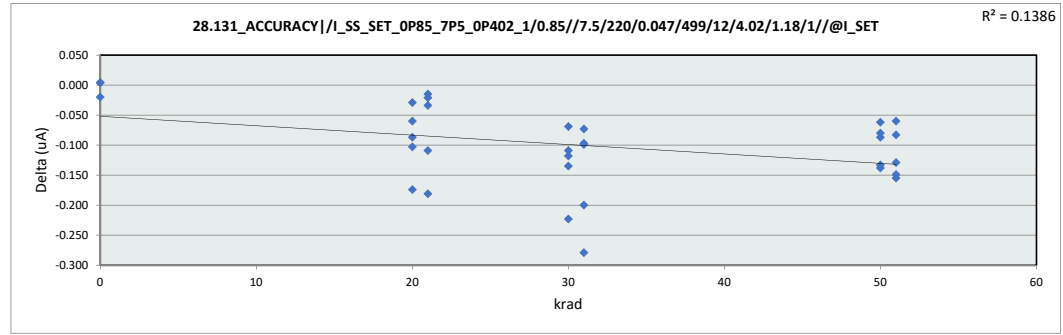
	0	20	21	30	31	50	51
LL	98.900	98.900	98.900	98.900	98.900	98.900	98.900
Min	99.859	99.860	99.641	99.812	99.577	99.599	99.568
Average	99.969	99.982	99.799	99.942	99.722	99.921	99.841
Max	100.027	100.029	99.940	99.995	99.877	100.121	100.078
UL	100.900	100.900	100.900	100.900	100.900	100.900	100.900



LDR Report  
TPS7H1111-SEP

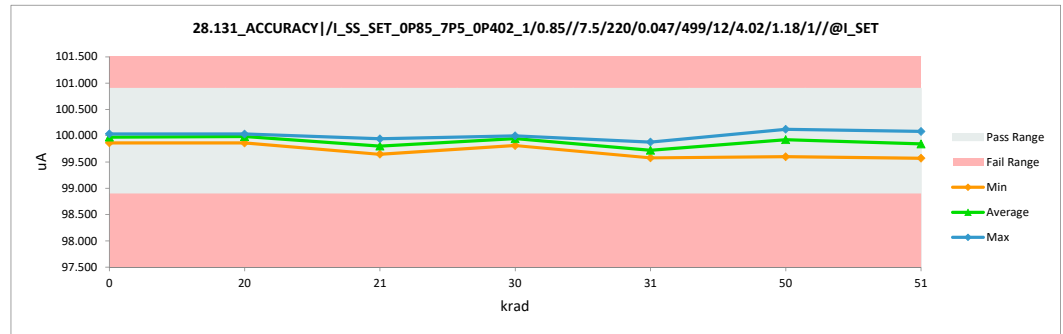
28.131_ACCURACY/I_SS_SET		
Test Site	Dallas	Dallas
Tester	ETS-364	ETS-364
Test Number	EB6938	EB6938
Unit	uA	uA
Max Limit	100.9	100.9
Min Limit	98.9	98.9

krad	Serial #	Pre	Post	Delta
21	1	99.675	99.660	-0.015
21	2	99.680	99.646	-0.034
21	3	99.938	99.829	-0.109
21	4	100.121	99.940	-0.181
21	5	99.952	99.931	-0.021
20	6	100.205	100.031	-0.174
20	7	99.998	99.969	-0.029
20	8	99.921	99.861	-0.060
20	9	100.131	100.028	-0.103
20	10	100.114	100.027	-0.087
31	11	99.675	99.578	-0.097
31	12	99.680	99.581	-0.099
31	13	99.938	99.738	-0.200
31	14	100.121	99.842	-0.279
31	15	99.952	99.879	-0.073
30	16	100.205	99.982	-0.223
30	17	99.998	99.929	-0.069
30	18	99.921	99.812	-0.109
30	19	100.131	99.996	-0.135
30	20	100.114	99.996	-0.118
51	21	100.163	100.080	-0.083
51	22	99.871	99.742	-0.129
51	23	100.005	99.856	-0.149
51	24	99.726	99.571	-0.155
51	25	100.027	99.967	-0.060
50	26	99.928	99.848	-0.080
50	27	99.732	99.599	-0.133
50	28	100.106	100.019	-0.087
50	29	100.164	100.026	-0.138
50	30	100.184	100.122	-0.062
0	31	99.882	99.862	-0.020
0	32	100.028	100.032	0.004
0	33	100.019	100.023	0.004
Max		100.205	100.122	0.004
Average		99.979	99.879	-0.100
Min		99.675	99.571	-0.279
Std Dev		0.166	0.160	0.066



28.131_ACCURACY/I_SS_SET		
Test Site	Dallas	
Tester	ETS-364	
Test Number	EB6938	
Max Limit	100.9	uA
Min Limit	98.9	uA

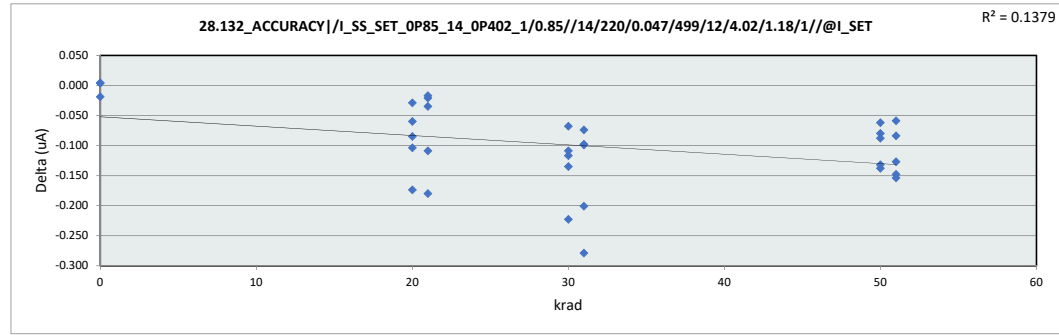
	0	20	21	30	31	50	51
LL	98.900	98.900	98.900	98.900	98.900	98.900	98.900
Min	99.862	99.861	99.646	99.812	99.578	99.599	99.571
Average	99.972	99.983	99.801	99.943	99.724	99.923	99.843
Max	100.032	100.031	99.940	99.996	99.879	100.122	100.080
UL	100.900	100.900	100.900	100.900	100.900	100.900	100.900



LDR Report  
TPS7H1111-SEP

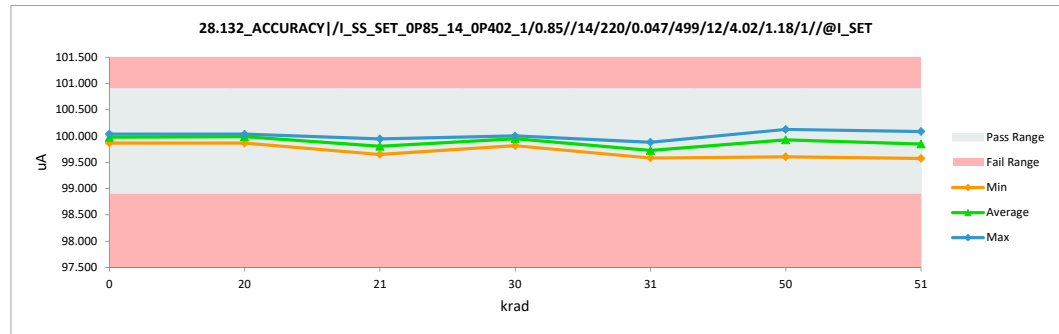
28.132_ACCURACY/I_SS_SET		
Test Site	Dallas	Dallas
Tester	ETS-364	ETS-364
Test Number	EB6938	EB6938
Unit	uA	uA
Max Limit	100.9	100.9
Min Limit	98.9	98.9

krad	Serial #	Pre	Post	Delta
21	1	99.680	99.663	-0.017
21	2	99.684	99.649	-0.035
21	3	99.942	99.833	-0.109
21	4	100.124	99.944	-0.180
21	5	99.956	99.935	-0.021
20	6	100.208	100.034	-0.174
20	7	100.002	99.973	-0.029
20	8	99.925	99.865	-0.060
20	9	100.134	100.030	-0.104
20	10	100.117	100.032	-0.085
31	11	99.680	99.582	-0.098
31	12	99.684	99.585	-0.099
31	13	99.942	99.741	-0.201
31	14	100.124	99.845	-0.279
31	15	99.956	99.882	-0.074
30	16	100.208	99.985	-0.223
30	17	100.002	99.934	-0.068
30	18	99.925	99.816	-0.109
30	19	100.134	99.999	-0.135
30	20	100.117	100.000	-0.117
51	21	100.168	100.084	-0.084
51	22	99.873	99.746	-0.127
51	23	100.008	99.860	-0.148
51	24	99.729	99.575	-0.154
51	25	100.030	99.971	-0.059
50	26	99.933	99.853	-0.080
50	27	99.735	99.603	-0.132
50	28	100.110	100.022	-0.088
50	29	100.167	100.029	-0.138
50	30	100.188	100.126	-0.062
0	31	99.885	99.866	-0.019
0	32	100.031	100.035	0.004
0	33	100.022	100.026	0.004
Max		100.208	100.126	0.004
Average		99.983	99.883	-0.100
Min		99.680	99.575	-0.279
Std Dev		0.166	0.160	0.066



28.132_ACCURACY/I_SS_SET		
Test Site	Dallas	
Tester	ETS-364	
Test Number	EB6938	
Max Limit	100.9	uA
Min Limit	98.9	uA

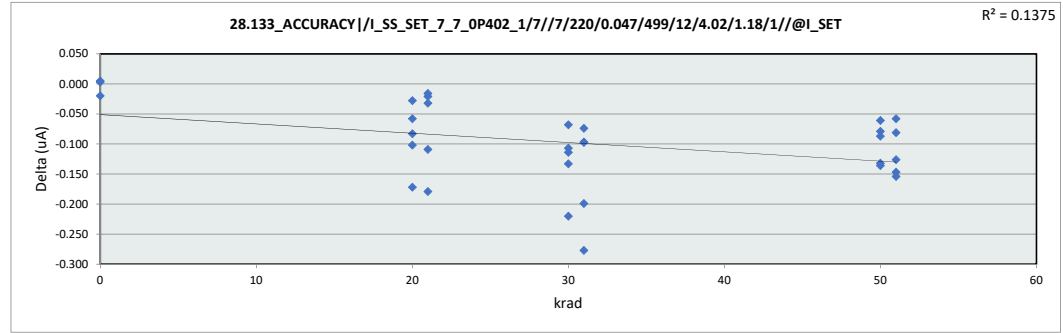
krad	0	20	21	30	31	50	51
LL	98.900	98.900	98.900	98.900	98.900	98.900	98.900
Min	99.866	99.865	99.649	99.816	99.582	99.603	99.575
Average	99.976	99.987	99.805	99.947	99.727	99.927	99.847
Max	100.035	100.034	99.944	100.000	99.882	100.126	100.084
UL	100.900	100.900	100.900	100.900	100.900	100.900	100.900



LDR Report  
TPS7H1111-SEP

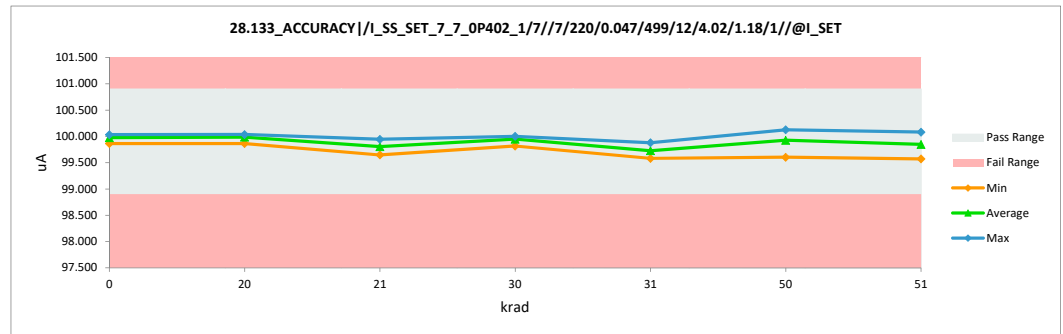
28.133_ACCURACY /I_SS_SET		
Test Site	Dallas	Dallas
Tester	ETS-364	ETS-364
Test Number	EB6938	EB6938
Unit	uA	uA
Max Limit	100.9	100.9
Min Limit	98.9	98.9

krad	Serial #	Pre	Post	Delta
21	1	99.679	99.663	-0.016
21	2	99.680	99.648	-0.032
21	3	99.941	99.832	-0.109
21	4	100.124	99.945	-0.179
21	5	99.955	99.934	-0.021
20	6	100.207	100.035	-0.172
20	7	100.001	99.973	-0.028
20	8	99.923	99.865	-0.058
20	9	100.134	100.032	-0.102
20	10	100.115	100.032	-0.083
31	11	99.679	99.582	-0.097
31	12	99.680	99.583	-0.097
31	13	99.941	99.742	-0.199
31	14	100.124	99.847	-0.277
31	15	99.955	99.881	-0.074
30	16	100.207	99.987	-0.220
30	17	100.001	99.933	-0.068
30	18	99.923	99.816	-0.107
30	19	100.134	100.001	-0.133
30	20	100.115	100.001	-0.114
51	21	100.163	100.082	-0.081
51	22	99.871	99.745	-0.126
51	23	100.008	99.861	-0.147
51	24	99.727	99.573	-0.154
51	25	100.030	99.972	-0.058
50	26	99.932	99.853	-0.079
50	27	99.736	99.604	-0.132
50	28	100.109	100.022	-0.087
50	29	100.163	100.027	-0.136
50	30	100.186	100.125	-0.061
0	31	99.885	99.865	-0.020
0	32	100.030	100.033	0.003
0	33	100.022	100.027	0.005
	Max	100.207	100.125	0.005
	Average	99.981	99.882	-0.099
	Min	99.679	99.573	-0.277
	Std Dev	0.166	0.160	0.065



28.133_ACCURACY /I_SS_SET		
Test Site	Dallas	
Tester	ETS-364	
Test Number	EB6938	
Max Limit	100.9	uA
Min Limit	98.9	uA

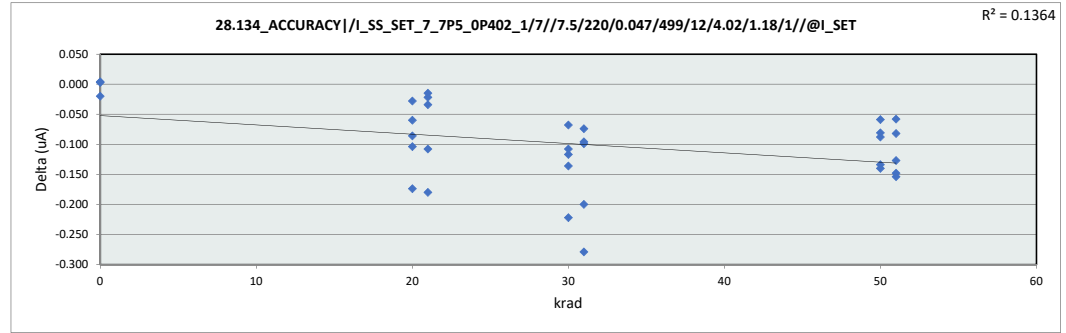
krad	0	20	21	30	31	50	51
LL	98.900	98.900	98.900	98.900	98.900	98.900	98.900
Min	99.865	99.865	99.648	99.816	99.582	99.604	99.573
Average	99.975	99.987	99.804	99.948	99.727	99.926	99.847
Max	100.033	100.035	99.945	100.001	99.881	100.125	100.082
UL	100.900	100.900	100.900	100.900	100.900	100.900	100.900



LDR Report  
TPS7H1111-SEP

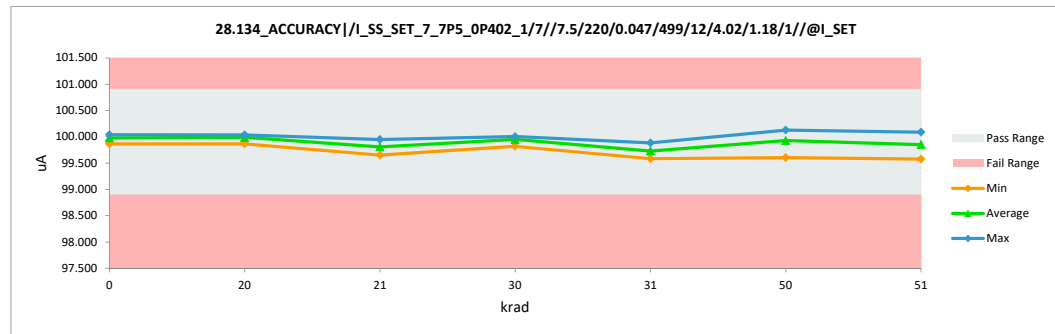
28.134_ACCURACY /I_SS_SET		
Test Site	Dallas	Dallas
Tester	ETS-364	ETS-364
Test Number	EB6938	EB6938
Unit	uA	uA
Max Limit	100.9	100.9
Min Limit	98.9	98.9

krad	Serial #	Pre	Post	Delta
21	1	99.681	99.666	-0.015
21	2	99.686	99.652	-0.034
21	3	99.944	99.836	-0.108
21	4	100.127	99.947	-0.180
21	5	99.959	99.937	-0.022
20	6	100.210	100.036	-0.174
20	7	100.004	99.976	-0.028
20	8	99.927	99.867	-0.060
20	9	100.137	100.033	-0.104
20	10	100.120	100.034	-0.086
31	11	99.681	99.585	-0.096
31	12	99.686	99.587	-0.099
31	13	99.944	99.744	-0.200
31	14	100.127	99.848	-0.279
31	15	99.959	99.885	-0.074
30	16	100.210	99.988	-0.222
30	17	100.004	99.936	-0.068
30	18	99.927	99.819	-0.108
30	19	100.137	100.001	-0.136
30	20	100.120	100.003	-0.117
51	21	100.169	100.087	-0.082
51	22	99.875	99.748	-0.127
51	23	100.011	99.863	-0.148
51	24	99.732	99.578	-0.154
51	25	100.031	99.973	-0.058
50	26	99.935	99.854	-0.081
50	27	99.738	99.604	-0.134
50	28	100.112	100.024	-0.088
50	29	100.170	100.030	-0.140
50	30	100.188	100.129	-0.059
0	31	99.887	99.867	-0.020
0	32	100.035	100.038	0.003
0	33	100.025	100.029	0.004
Max		100.210	100.129	0.004
Average		99.985	99.885	-0.100
Min		99.681	99.578	-0.279
Std Dev		0.166	0.160	0.066



28.134_ACCURACY /I_SS_SET		
Test Site	Dallas	
Tester	ETS-364	
Test Number	EB6938	
Max Limit	100.9 uA	
Min Limit	98.9 uA	

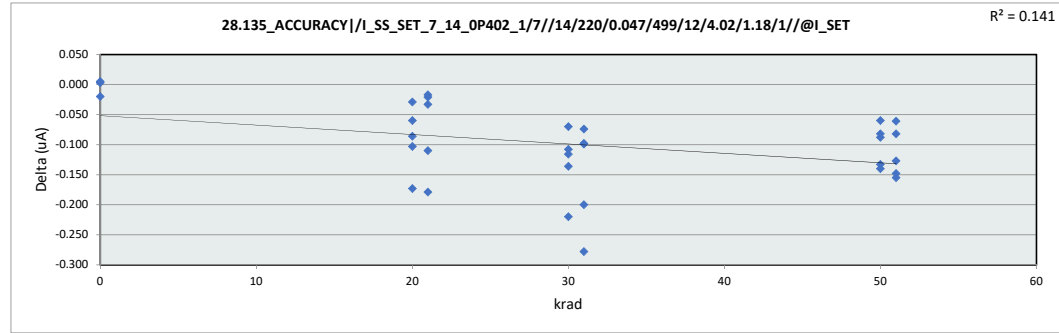
krad	0	20	21	30	31	50	51
LL	98.900	98.900	98.900	98.900	98.900	98.900	98.900
Min	99.867	99.867	99.652	99.819	99.585	99.604	99.578
Average	99.978	99.989	99.808	99.949	99.730	99.928	99.850
Max	100.038	100.036	99.947	100.003	99.885	100.129	100.087
UL	100.900	100.900	100.900	100.900	100.900	100.900	100.900



LDR Report  
TPS7H1111-SEP

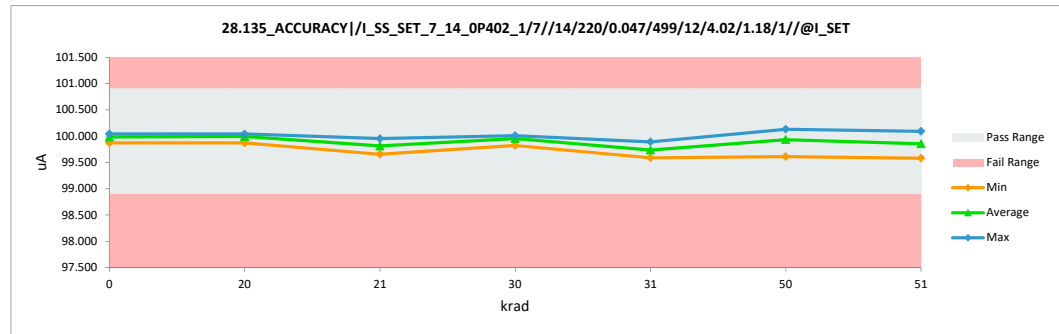
28.135_ACCURACY/I_SS_SET		
Test Site	Dallas	Dallas
Tester	ETS-364	ETS-364
Test Number	EB6938	EB6938
Unit	uA	uA
Max Limit	100.9	100.9
Min Limit	98.9	98.9

krad	Serial #	Pre	Post	Delta
21	1	99.686	99.669	-0.017
21	2	99.689	99.656	-0.033
21	3	99.949	99.839	-0.110
21	4	100.131	99.952	-0.179
21	5	99.963	99.942	-0.021
20	6	100.213	100.040	-0.173
20	7	100.009	99.980	-0.029
20	8	99.931	99.871	-0.060
20	9	100.141	100.038	-0.103
20	10	100.124	100.038	-0.086
31	11	99.686	99.587	-0.099
31	12	99.689	99.591	-0.098
31	13	99.949	99.749	-0.200
31	14	100.131	99.853	-0.278
31	15	99.963	99.889	-0.074
30	16	100.213	99.993	-0.220
30	17	100.009	99.939	-0.070
30	18	99.931	99.823	-0.108
30	19	100.141	100.005	-0.136
30	20	100.124	100.008	-0.116
51	21	100.173	100.091	-0.082
51	22	99.879	99.752	-0.127
51	23	100.015	99.867	-0.148
51	24	99.736	99.581	-0.155
51	25	100.037	99.976	-0.061
50	26	99.940	99.858	-0.082
50	27	99.742	99.609	-0.133
50	28	100.116	100.028	-0.088
50	29	100.175	100.035	-0.140
50	30	100.192	100.132	-0.060
0	31	99.892	99.872	-0.020
0	32	100.039	100.042	0.003
0	33	100.029	100.034	0.005
Max		100.213	100.132	0.005
Average		99.989	99.889	-0.100
Min		99.686	99.581	-0.278
Std Dev		0.166	0.160	0.065



28.135_ACCURACY/I_SS_SET		
Test Site	Dallas	
Tester	ETS-364	
Test Number	EB6938	
Max Limit	100.9	uA
Min Limit	98.9	uA

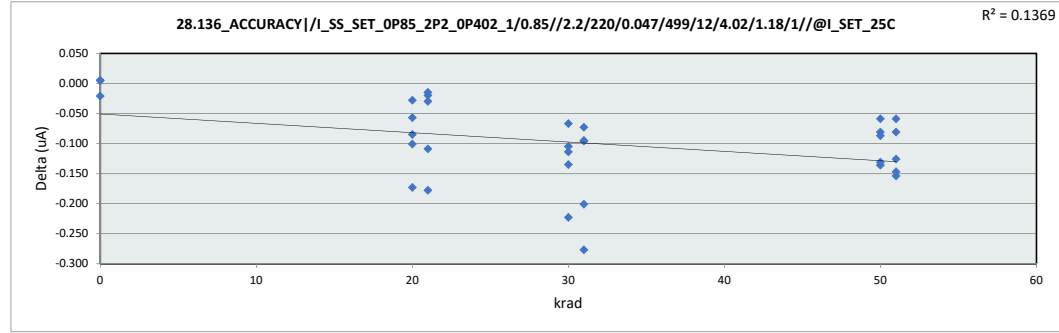
krad	0	20	21	30	31	50	51
LL	98.900	98.900	98.900	98.900	98.900	98.900	98.900
Min	99.872	99.871	99.656	99.823	99.587	99.609	99.581
Average	99.983	99.993	99.812	99.954	99.734	99.932	99.853
Max	100.042	100.040	99.952	100.008	99.889	100.132	100.091
UL	100.900	100.900	100.900	100.900	100.900	100.900	100.900



LDR Report  
TPS7H1111-SEP

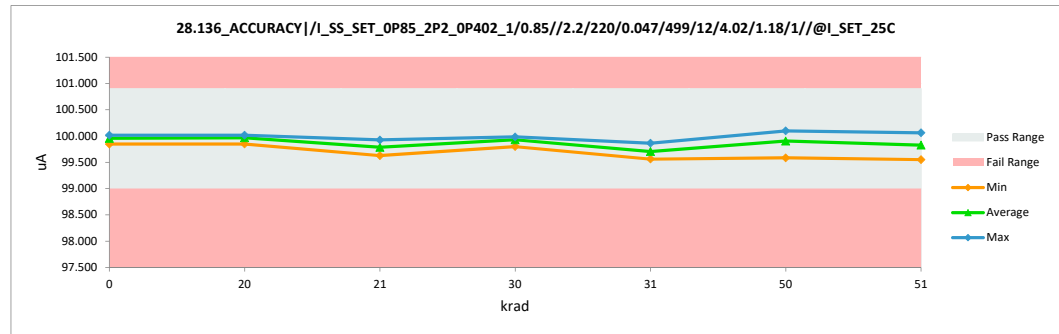
28.136_ACCURACY/I_SS_SET		
Test Site	Dallas	Dallas
Tester	ETS-364	ETS-364
Test Number	EB6938	EB6938
Unit	uA	uA
Max Limit	100.9	100.9
Min Limit	99	99

krad	Serial #	Pre	Post	Delta
21	1	99.657	99.642	-0.015
21	2	99.657	99.627	-0.030
21	3	99.920	99.811	-0.109
21	4	100.103	99.925	-0.178
21	5	99.935	99.915	-0.020
20	6	100.188	100.015	-0.173
20	7	99.982	99.954	-0.028
20	8	99.904	99.847	-0.057
20	9	100.113	100.012	-0.101
20	10	100.096	100.011	-0.085
31	11	99.657	99.561	-0.096
31	12	99.657	99.562	-0.095
31	13	99.920	99.719	-0.201
31	14	100.103	99.826	-0.277
31	15	99.935	99.862	-0.073
30	16	100.188	99.965	-0.223
30	17	99.982	99.915	-0.067
30	18	99.904	99.799	-0.105
30	19	100.113	99.978	-0.135
30	20	100.096	99.982	-0.114
51	21	100.141	100.060	-0.081
51	22	99.851	99.725	-0.126
51	23	99.987	99.840	-0.147
51	24	99.705	99.551	-0.154
51	25	100.011	99.952	-0.059
50	26	99.914	99.833	-0.081
50	27	99.715	99.584	-0.131
50	28	100.086	99.999	-0.087
50	29	100.140	100.004	-0.136
50	30	100.157	100.098	-0.059
0	31	99.866	99.845	-0.021
0	32	100.010	100.015	0.005
0	33	100.000	100.005	0.005
	Max	100.188	100.098	0.005
	Average	99.960	99.862	-0.099
	Min	99.657	99.551	-0.277
	Std Dev	0.166	0.160	0.066



28.136_ACCURACY/I_SS_SET	
Test Site	Dallas
Tester	ETS-364
Test Number	EB6938
Max Limit	100.9 uA
Min Limit	99 uA

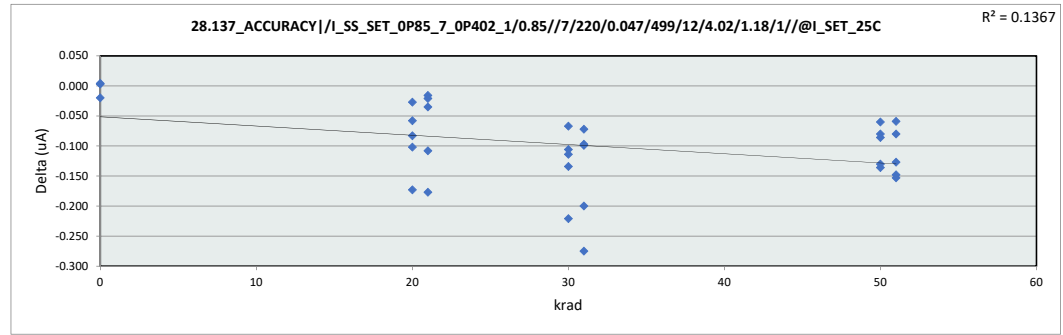
	0	20	21	30	31	50	51
LL	99.000	99.000	99.000	99.000	99.000	99.000	99.000
Min	99.845	99.847	99.627	99.799	99.561	99.584	99.551
Average	99.955	99.968	99.784	99.928	99.706	99.904	99.826
Max	100.015	100.015	99.925	99.982	99.862	100.098	100.060
UL	100.900	100.900	100.900	100.900	100.900	100.900	100.900



LDR Report  
TPS7H1111-SEP

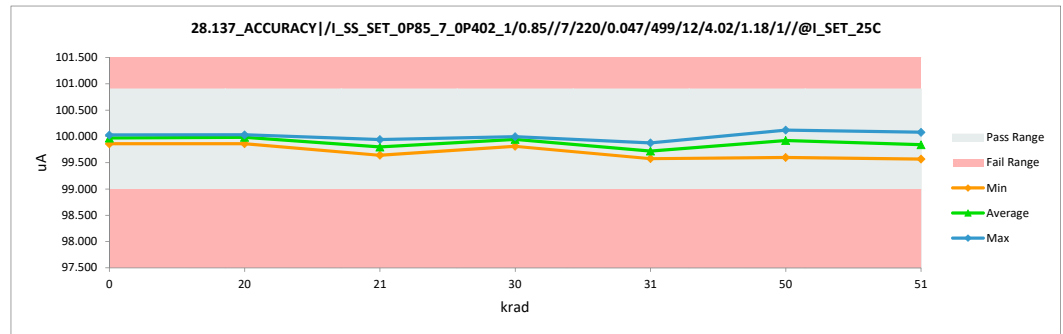
28.137_ACCURACY /I_SS_SET		
Test Site	Dallas	Dallas
Tester	ETS-364	ETS-364
Test Number	EB6938	EB6938
Unit	uA	uA
Max Limit	100.9	100.9
Min Limit	99	99

krad	Serial #	Pre	Post	Delta
21	1	99.674	99.658	-0.016
21	2	99.676	99.641	-0.035
21	3	99.935	99.827	-0.108
21	4	100.117	99.940	-0.177
21	5	99.949	99.928	-0.021
20	6	100.202	100.029	-0.173
20	7	99.995	99.968	-0.027
20	8	99.918	99.860	-0.058
20	9	100.129	100.027	-0.102
20	10	100.109	100.026	-0.083
31	11	99.674	99.577	-0.097
31	12	99.676	99.577	-0.099
31	13	99.935	99.735	-0.200
31	14	100.117	99.842	-0.275
31	15	99.949	99.877	-0.072
30	16	100.202	99.981	-0.221
30	17	99.995	99.928	-0.067
30	18	99.918	99.812	-0.106
30	19	100.129	99.995	-0.134
30	20	100.109	99.995	-0.114
51	21	100.158	100.078	-0.080
51	22	99.866	99.739	-0.127
51	23	100.002	99.854	-0.148
51	24	99.721	99.568	-0.153
51	25	100.025	99.966	-0.059
50	26	99.927	99.847	-0.080
50	27	99.729	99.599	-0.130
50	28	100.103	100.017	-0.086
50	29	100.158	100.022	-0.136
50	30	100.181	100.121	-0.060
0	31	99.879	99.859	-0.020
0	32	100.024	100.027	0.003
0	33	100.016	100.020	0.004
Max		100.202	100.121	0.004
Average		99.976	99.877	-0.099
Min		99.674	99.568	-0.275
Std Dev		0.166	0.160	0.065



28.137_ACCURACY /I_SS_SET	
Test Site	Dallas
Tester	ETS-364
Test Number	EB6938
Max Limit	100.9 uA
Min Limit	99 uA

	0	20	21	30	31	50	51
LL	99.000	99.000	99.000	99.000	99.000	99.000	99.000
Min	99.859	99.860	99.641	99.812	99.577	99.599	99.568
Average	99.969	99.982	99.799	99.942	99.722	99.921	99.841
Max	100.027	100.029	99.940	99.995	99.877	100.121	100.078
UL	100.900	100.900	100.900	100.900	100.900	100.900	100.900

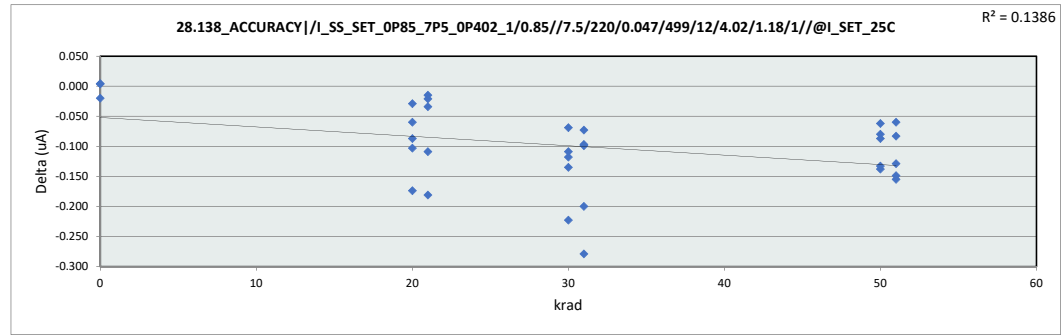




LDR Report  
TPS7H1111-SEP

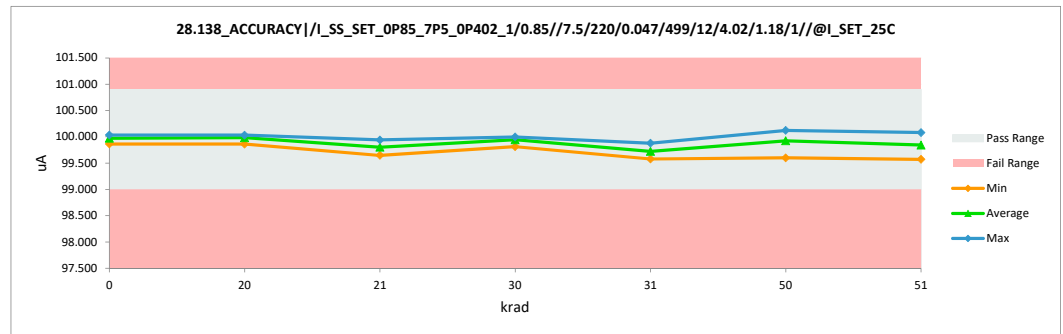
28.138_ACCURACY /I_SS_SET		
Test Site	Dallas	Dallas
Tester	ETS-364	ETS-364
Test Number	EB6938	EB6938
Unit	uA	uA
Max Limit	100.9	100.9
Min Limit	99	99

krad	Serial #	Pre	Post	Delta
21	1	99.675	99.660	-0.015
21	2	99.680	99.646	-0.034
21	3	99.938	99.829	-0.109
21	4	100.121	99.940	-0.181
21	5	99.952	99.931	-0.021
20	6	100.205	100.031	-0.174
20	7	99.998	99.969	-0.029
20	8	99.921	99.861	-0.060
20	9	100.131	100.028	-0.103
20	10	100.114	100.027	-0.087
31	11	99.675	99.578	-0.097
31	12	99.680	99.581	-0.099
31	13	99.938	99.738	-0.200
31	14	100.121	99.842	-0.279
31	15	99.952	99.879	-0.073
30	16	100.205	99.982	-0.223
30	17	99.998	99.929	-0.069
30	18	99.921	99.812	-0.109
30	19	100.131	99.996	-0.135
30	20	100.114	99.996	-0.118
51	21	100.163	100.080	-0.083
51	22	99.871	99.742	-0.129
51	23	100.005	99.856	-0.149
51	24	99.726	99.571	-0.155
51	25	100.027	99.967	-0.060
50	26	99.928	99.848	-0.080
50	27	99.732	99.599	-0.133
50	28	100.106	100.019	-0.087
50	29	100.164	100.026	-0.138
50	30	100.184	100.122	-0.062
0	31	99.882	99.862	-0.020
0	32	100.028	100.032	0.004
0	33	100.019	100.023	0.004
Max		100.205	100.122	0.004
Average		99.979	99.879	-0.100
Min		99.675	99.571	-0.279
Std Dev		0.166	0.160	0.066



28.138_ACCURACY /I_SS_SET		
Test Site	Dallas	
Tester	ETS-364	
Test Number	EB6938	
Max Limit	100.9	uA
Min Limit	99	uA

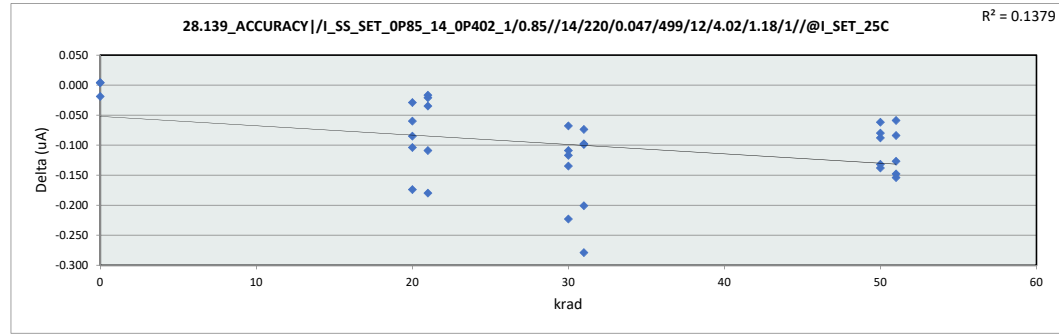
krad	0	20	21	30	31	50	51
LL	99.000	99.000	99.000	99.000	99.000	99.000	99.000
Min	99.862	99.861	99.646	99.812	99.578	99.599	99.571
Average	99.972	99.983	99.801	99.943	99.724	99.923	99.843
Max	100.032	100.031	99.940	99.996	99.879	100.122	100.080
UL	100.900	100.900	100.900	100.900	100.900	100.900	100.900



LDR Report  
TPS7H1111-SEP

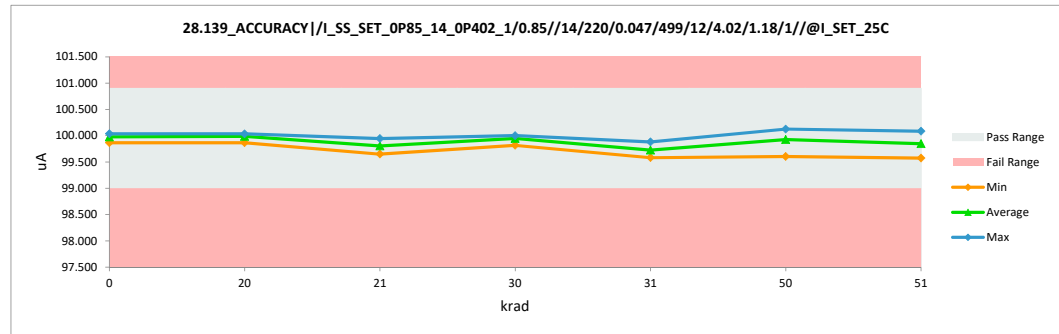
28.139_ACCURACY /I_SS_SET		
Test Site	Dallas	Dallas
Tester	ETS-364	ETS-364
Test Number	EB6938	EB6938
Unit	uA	uA
Max Limit	100.9	100.9
Min Limit	99	99

krad	Serial #	Pre	Post	Delta
21	1	99.680	99.663	-0.017
21	2	99.684	99.649	-0.035
21	3	99.942	99.833	-0.109
21	4	100.124	99.944	-0.180
21	5	99.956	99.935	-0.021
20	6	100.208	100.034	-0.174
20	7	100.002	99.973	-0.029
20	8	99.925	99.865	-0.060
20	9	100.134	100.030	-0.104
20	10	100.117	100.032	-0.085
31	11	99.680	99.582	-0.098
31	12	99.684	99.585	-0.099
31	13	99.942	99.741	-0.201
31	14	100.124	99.845	-0.279
31	15	99.956	99.882	-0.074
30	16	100.208	99.985	-0.223
30	17	100.002	99.934	-0.068
30	18	99.925	99.816	-0.109
30	19	100.134	99.999	-0.135
30	20	100.117	100.000	-0.117
51	21	100.168	100.084	-0.084
51	22	99.873	99.746	-0.127
51	23	100.008	99.860	-0.148
51	24	99.729	99.575	-0.154
51	25	100.030	99.971	-0.059
50	26	99.933	99.853	-0.080
50	27	99.735	99.603	-0.132
50	28	100.110	100.022	-0.088
50	29	100.167	100.029	-0.138
50	30	100.188	100.126	-0.062
0	31	99.885	99.866	-0.019
0	32	100.031	100.035	0.004
0	33	100.022	100.026	0.004
Max		100.208	100.126	0.004
Average		99.983	99.883	-0.100
Min		99.680	99.575	-0.279
Std Dev		0.166	0.160	0.066



28.139_ACCURACY /I_SS_SET		
Test Site	Dallas	
Tester	ETS-364	
Test Number	EB6938	
Max Limit	100.9	uA
Min Limit	99	uA

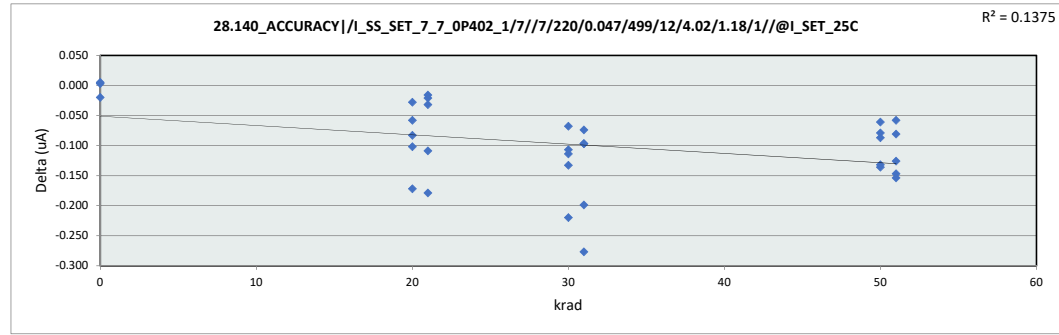
	0	20	21	30	31	50	51
LL	99.000	99.000	99.000	99.000	99.000	99.000	99.000
Min	99.866	99.865	99.649	99.816	99.582	99.603	99.575
Average	99.976	99.987	99.805	99.947	99.727	99.927	99.847
Max	100.035	100.034	99.944	100.000	99.882	100.126	100.084
UL	100.900	100.900	100.900	100.900	100.900	100.900	100.900



LDR Report  
TPS7H1111-SEP

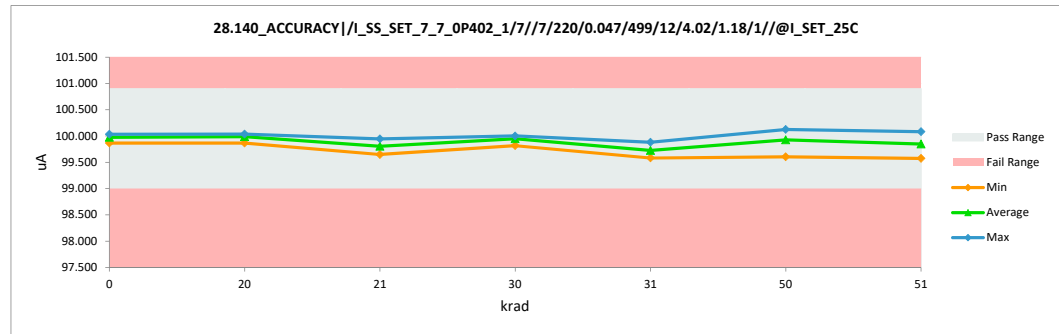
28.140_ACCURACY /I_SS_SET		
Test Site	Dallas	Dallas
Tester	ETS-364	ETS-364
Test Number	EB6938	EB6938
Unit	uA	uA
Max Limit	100.9	100.9
Min Limit	99	99

krad	Serial #	Pre	Post	Delta
21	1	99.679	99.663	-0.016
21	2	99.680	99.648	-0.032
21	3	99.941	99.832	-0.109
21	4	100.124	99.945	-0.179
21	5	99.955	99.934	-0.021
20	6	100.207	100.035	-0.172
20	7	100.001	99.973	-0.028
20	8	99.923	99.865	-0.058
20	9	100.134	100.032	-0.102
20	10	100.115	100.032	-0.083
31	11	99.679	99.582	-0.097
31	12	99.680	99.583	-0.097
31	13	99.941	99.742	-0.199
31	14	100.124	99.847	-0.277
31	15	99.955	99.881	-0.074
30	16	100.207	99.987	-0.220
30	17	100.001	99.933	-0.068
30	18	99.923	99.816	-0.107
30	19	100.134	100.001	-0.133
30	20	100.115	100.001	-0.114
51	21	100.163	100.082	-0.081
51	22	99.871	99.745	-0.126
51	23	100.008	99.861	-0.147
51	24	99.727	99.573	-0.154
51	25	100.030	99.972	-0.058
50	26	99.932	99.853	-0.079
50	27	99.736	99.604	-0.132
50	28	100.109	100.022	-0.087
50	29	100.163	100.027	-0.136
50	30	100.186	100.125	-0.061
0	31	99.885	99.865	-0.020
0	32	100.030	100.033	0.003
0	33	100.022	100.027	0.005
	Max	100.207	100.125	0.005
	Average	99.981	99.882	-0.099
	Min	99.679	99.573	-0.277
	Std Dev	0.166	0.160	0.065



28.140_ACCURACY /I_SS_SET		
Test Site	Dallas	
Tester	ETS-364	
Test Number	EB6938	
Max Limit	100.9	uA
Min Limit	99	uA

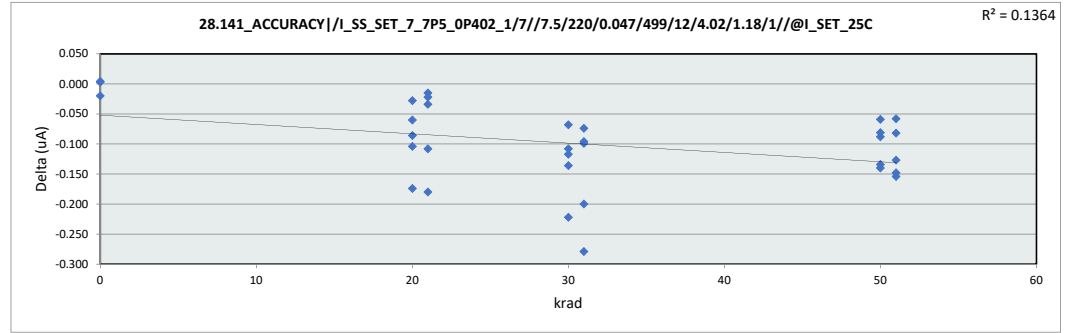
krad	0	20	21	30	31	50	51
LL	99.000	99.000	99.000	99.000	99.000	99.000	99.000
Min	99.865	99.865	99.648	99.816	99.582	99.604	99.573
Average	99.975	99.987	99.804	99.948	99.727	99.926	99.847
Max	100.033	100.035	99.945	100.001	99.881	100.125	100.082
UL	100.900	100.900	100.900	100.900	100.900	100.900	100.900



LDR Report  
TPS7H1111-SEP

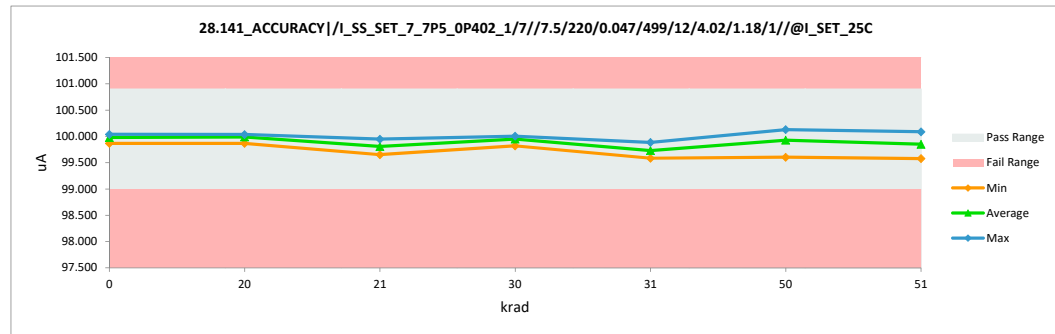
28.141_ACCURACY /I_SS_SET		
Test Site	Dallas	Dallas
Tester	ETS-364	ETS-364
Test Number	EB6938	EB6938
Unit	uA	uA
Max Limit	100.9	100.9
Min Limit	99	99

krad	Serial #	Pre	Post	Delta
21	1	99.681	99.666	-0.015
21	2	99.686	99.652	-0.034
21	3	99.944	99.836	-0.108
21	4	100.127	99.947	-0.180
21	5	99.959	99.937	-0.022
20	6	100.210	100.036	-0.174
20	7	100.004	99.976	-0.028
20	8	99.927	99.867	-0.060
20	9	100.137	100.033	-0.104
20	10	100.120	100.034	-0.086
31	11	99.681	99.585	-0.096
31	12	99.686	99.587	-0.099
31	13	99.944	99.744	-0.200
31	14	100.127	99.848	-0.279
31	15	99.959	99.885	-0.074
30	16	100.210	99.988	-0.222
30	17	100.004	99.936	-0.068
30	18	99.927	99.819	-0.108
30	19	100.137	100.001	-0.136
30	20	100.120	100.003	-0.117
51	21	100.169	100.087	-0.082
51	22	99.875	99.748	-0.127
51	23	100.011	99.863	-0.148
51	24	99.732	99.578	-0.154
51	25	100.031	99.973	-0.058
50	26	99.935	99.854	-0.081
50	27	99.738	99.604	-0.134
50	28	100.112	100.024	-0.088
50	29	100.170	100.030	-0.140
50	30	100.188	100.129	-0.059
0	31	99.887	99.867	-0.020
0	32	100.035	100.038	0.003
0	33	100.025	100.029	0.004
Max		100.210	100.129	0.004
Average		99.985	99.885	-0.100
Min		99.681	99.578	-0.279
Std Dev		0.166	0.160	0.066



28.141_ACCURACY /I_SS_SET		
Test Site	Dallas	
Tester	ETS-364	
Test Number	EB6938	
Max Limit	100.9	uA
Min Limit	99	uA

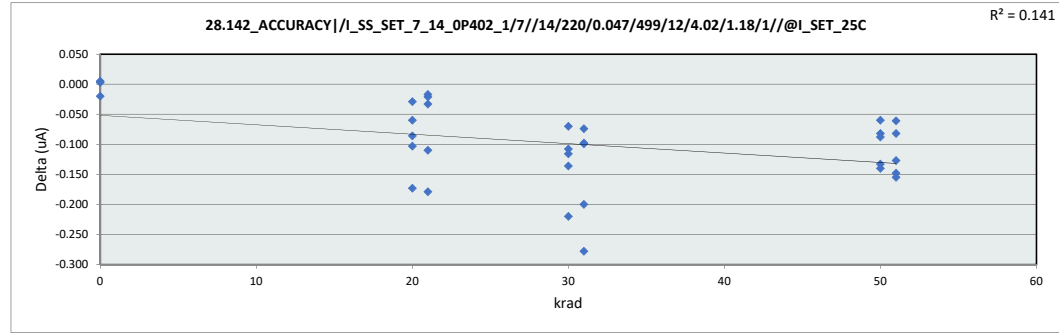
krad	0	20	21	30	31	50	51
LL	99.000	99.000	99.000	99.000	99.000	99.000	99.000
Min	99.867	99.867	99.652	99.819	99.585	99.604	99.578
Average	99.978	99.989	99.808	99.949	99.730	99.928	99.850
Max	100.038	100.036	99.947	100.003	99.885	100.129	100.087
UL	100.900	100.900	100.900	100.900	100.900	100.900	100.900



LDR Report  
TPS7H1111-SEP

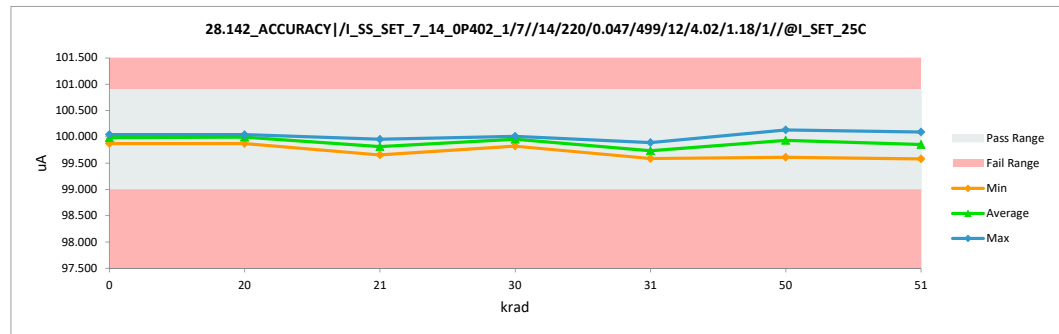
28.142_ACCURACY/I_SS_SET 7		
Test Site	Dallas	Dallas
Tester	ETS-364	ETS-364
Test Number	EB6938	EB6938
Unit	uA	uA
Max Limit	100.9	100.9
Min Limit	99	99

krad	Serial #	Pre	Post	Delta
21	1	99.686	99.669	-0.017
21	2	99.689	99.656	-0.033
21	3	99.949	99.839	-0.110
21	4	100.131	99.952	-0.179
21	5	99.963	99.942	-0.021
20	6	100.213	100.040	-0.173
20	7	100.009	99.980	-0.029
20	8	99.931	99.871	-0.060
20	9	100.141	100.038	-0.103
20	10	100.124	100.038	-0.086
31	11	99.686	99.587	-0.099
31	12	99.689	99.591	-0.098
31	13	99.949	99.749	-0.200
31	14	100.131	99.853	-0.278
31	15	99.963	99.889	-0.074
30	16	100.213	99.993	-0.220
30	17	100.009	99.939	-0.070
30	18	99.931	99.823	-0.108
30	19	100.141	100.005	-0.136
30	20	100.124	100.008	-0.116
51	21	100.173	100.091	-0.082
51	22	99.879	99.752	-0.127
51	23	100.015	99.867	-0.148
51	24	99.736	99.581	-0.155
51	25	100.037	99.976	-0.061
50	26	99.940	99.858	-0.082
50	27	99.742	99.609	-0.133
50	28	100.116	100.028	-0.088
50	29	100.175	100.035	-0.140
50	30	100.192	100.132	-0.060
0	31	99.892	99.872	-0.020
0	32	100.039	100.042	0.003
0	33	100.029	100.034	0.005
	Max	100.213	100.132	0.005
	Average	99.989	99.889	-0.100
	Min	99.686	99.581	-0.278
	Std Dev	0.166	0.160	0.065



28.142_ACCURACY/I_SS_SET		
Test Site	Dallas	
Tester	ETS-364	
Test Number	EB6938	
Max Limit	100.9	uA
Min Limit	99	uA

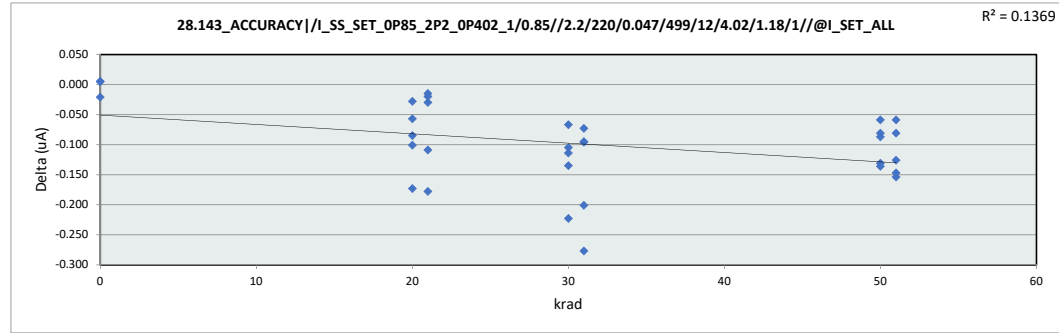
	0	20	21	30	31	50	51
LL	99.000	99.000	99.000	99.000	99.000	99.000	99.000
Min	99.872	99.871	99.656	99.823	99.587	99.609	99.581
Average	99.983	99.993	99.812	99.954	99.734	99.932	99.853
Max	100.042	100.040	99.952	100.008	99.889	100.132	100.091
UL	100.900	100.900	100.900	100.900	100.900	100.900	100.900



LDR Report  
TPS7H1111-SEP

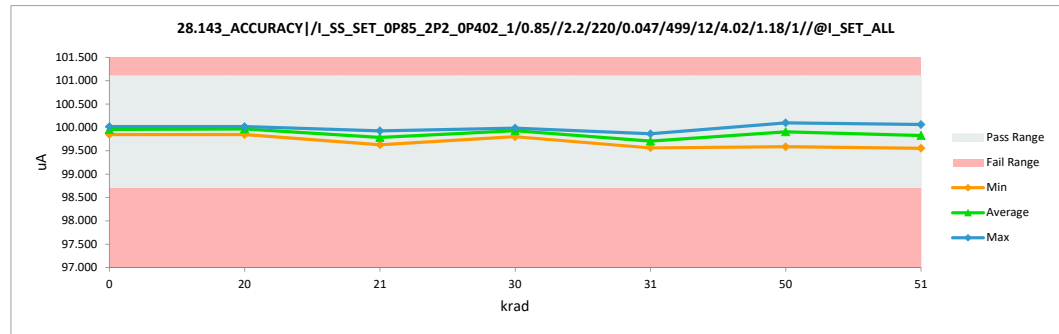
28.143_ACCURACY/I_SS_SET		
Test Site	Dallas	Dallas
Tester	ETS-364	ETS-364
Test Number	EB6938	EB6938
Unit	uA	uA
Max Limit	101.1	101.1
Min Limit	98.7	98.7

krad	Serial #	Pre	Post	Delta
21	1	99.657	99.642	-0.015
21	2	99.657	99.627	-0.030
21	3	99.920	99.811	-0.109
21	4	100.103	99.925	-0.178
21	5	99.935	99.915	-0.020
20	6	100.188	100.015	-0.173
20	7	99.982	99.954	-0.028
20	8	99.904	99.847	-0.057
20	9	100.113	100.012	-0.101
20	10	100.096	100.011	-0.085
31	11	99.657	99.561	-0.096
31	12	99.657	99.562	-0.095
31	13	99.920	99.719	-0.201
31	14	100.103	99.826	-0.277
31	15	99.935	99.862	-0.073
30	16	100.188	99.965	-0.223
30	17	99.982	99.915	-0.067
30	18	99.904	99.799	-0.105
30	19	100.113	99.978	-0.135
30	20	100.096	99.982	-0.114
51	21	100.141	100.060	-0.081
51	22	99.851	99.725	-0.126
51	23	99.987	99.840	-0.147
51	24	99.705	99.551	-0.154
51	25	100.011	99.952	-0.059
50	26	99.914	99.833	-0.081
50	27	99.715	99.584	-0.131
50	28	100.086	99.999	-0.087
50	29	100.140	100.004	-0.136
50	30	100.157	100.098	-0.059
0	31	99.866	99.845	-0.021
0	32	100.010	100.015	0.005
0	33	100.000	100.005	0.005
Max		100.188	100.098	0.005
Average		99.960	99.862	-0.099
Min		99.657	99.551	-0.277
Std Dev		0.166	0.160	0.066



28.143_ACCURACY/I_SS_SET	
Test Site	Dallas
Tester	ETS-364
Test Number	EB6938
Max Limit	101.1 uA
Min Limit	98.7 uA

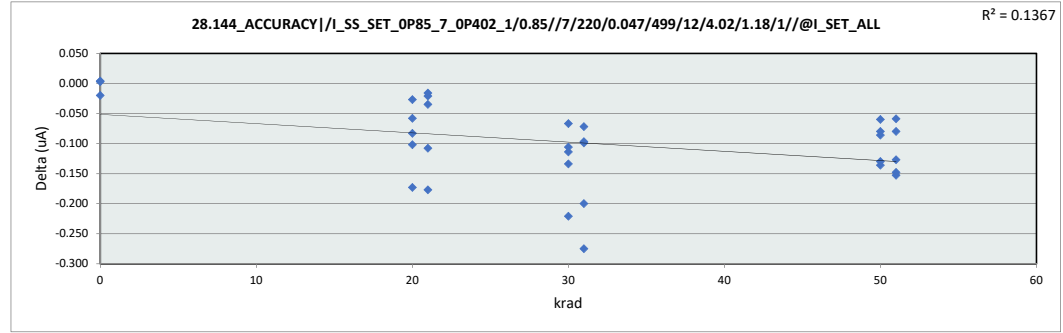
krad	0	20	21	30	31	50	51
LL	98.700	98.700	98.700	98.700	98.700	98.700	98.700
Min	99.845	99.847	99.627	99.799	99.561	99.584	99.551
Average	99.955	99.968	99.784	99.928	99.706	99.904	99.826
Max	100.015	100.015	99.925	99.982	99.862	100.098	100.060
UL	101.100	101.100	101.100	101.100	101.100	101.100	101.100



LDR Report  
TPS7H1111-SEP

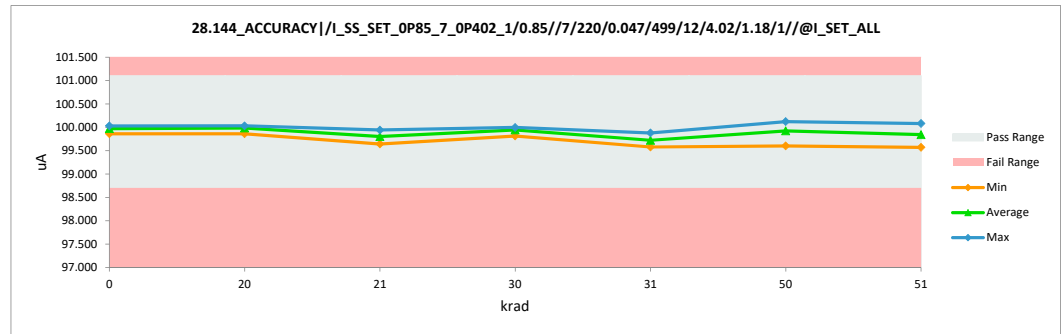
28.144_ACCURACY /I_SS_SET		
Test Site	Dallas	Dallas
Tester	ETS-364	ETS-364
Test Number	EB6938	EB6938
Unit	uA	uA
Max Limit	101.1	101.1
Min Limit	98.7	98.7

krad	Serial #	Pre	Post	Delta
21	1	99.674	99.658	-0.016
21	2	99.676	99.641	-0.035
21	3	99.935	99.827	-0.108
21	4	100.117	99.940	-0.177
21	5	99.949	99.928	-0.021
20	6	100.202	100.029	-0.173
20	7	99.995	99.968	-0.027
20	8	99.918	99.860	-0.058
20	9	100.129	100.027	-0.102
20	10	100.109	100.026	-0.083
31	11	99.674	99.577	-0.097
31	12	99.676	99.577	-0.099
31	13	99.935	99.735	-0.200
31	14	100.117	99.842	-0.275
31	15	99.949	99.877	-0.072
30	16	100.202	99.981	-0.221
30	17	99.995	99.928	-0.067
30	18	99.918	99.812	-0.106
30	19	100.129	99.995	-0.134
30	20	100.109	99.995	-0.114
51	21	100.158	100.078	-0.080
51	22	99.866	99.739	-0.127
51	23	100.002	99.854	-0.148
51	24	99.721	99.568	-0.153
51	25	100.025	99.966	-0.059
50	26	99.927	99.847	-0.080
50	27	99.729	99.599	-0.130
50	28	100.103	100.017	-0.086
50	29	100.158	100.022	-0.136
50	30	100.181	100.121	-0.060
0	31	99.879	99.859	-0.020
0	32	100.024	100.027	0.003
0	33	100.016	100.020	0.004
	Max	100.202	100.121	0.004
	Average	99.976	99.877	-0.099
	Min	99.674	99.568	-0.275
	Std Dev	0.166	0.160	0.065



28.144_ACCURACY /I_SS_SET	
Test Site	Dallas
Tester	ETS-364
Test Number	EB6938
Max Limit	101.1 uA
Min Limit	98.7 uA

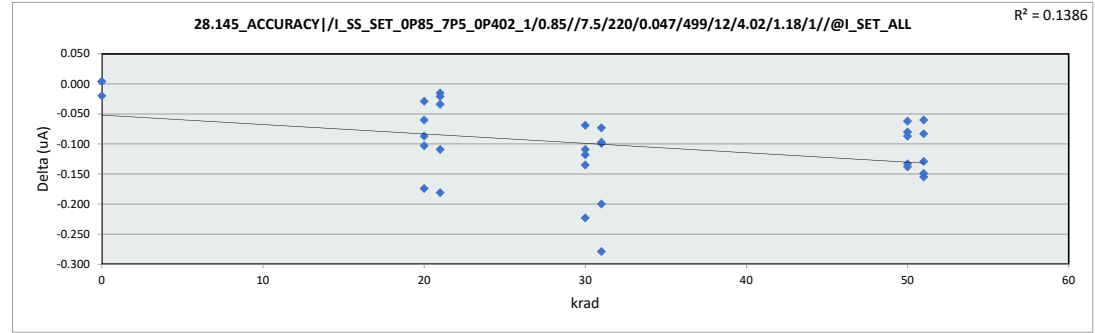
krad	0	20	21	30	31	50	51
LL	98.700	98.700	98.700	98.700	98.700	98.700	98.700
Min	99.859	99.860	99.641	99.812	99.577	99.599	99.568
Average	99.969	99.982	99.799	99.942	99.722	99.921	99.841
Max	100.027	100.029	99.940	99.995	99.877	100.121	100.078
UL	101.100	101.100	101.100	101.100	101.100	101.100	101.100



LDR Report  
TPS7H1111-SEP

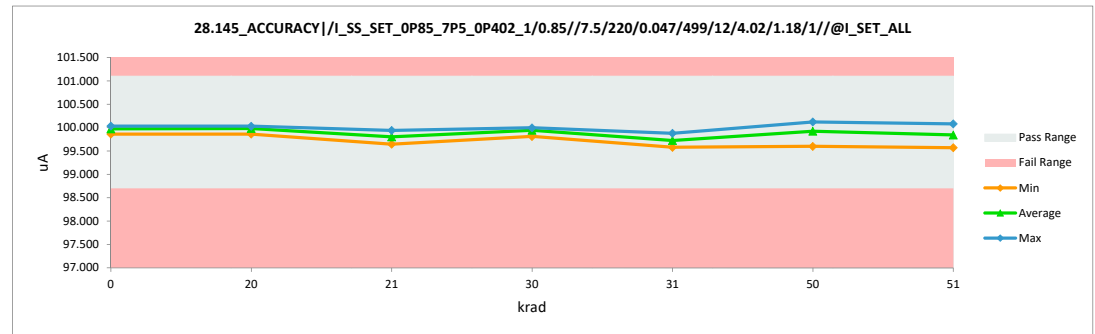
28.145_ACCURACY/I_SS_SET		
Test Site	Dallas	Dallas
Tester	ETS-364	ETS-364
Test Number	EB6938	EB6938
Unit	uA	uA
Max Limit	101.1	101.1
Min Limit	98.7	98.7

krad	Serial #	Pre	Post	Delta
21	1	99.675	99.660	-0.015
21	2	99.680	99.646	-0.034
21	3	99.938	99.829	-0.109
21	4	100.121	99.940	-0.181
21	5	99.952	99.931	-0.021
20	6	100.205	100.031	-0.174
20	7	99.998	99.969	-0.029
20	8	99.921	99.861	-0.060
20	9	100.131	100.028	-0.103
20	10	100.114	100.027	-0.087
31	11	99.675	99.578	-0.097
31	12	99.680	99.581	-0.099
31	13	99.938	99.738	-0.200
31	14	100.121	99.842	-0.279
31	15	99.952	99.879	-0.073
30	16	100.205	99.982	-0.223
30	17	99.998	99.929	-0.069
30	18	99.921	99.812	-0.109
30	19	100.131	99.996	-0.135
30	20	100.114	99.996	-0.118
51	21	100.163	100.080	-0.083
51	22	99.871	99.742	-0.129
51	23	100.005	99.856	-0.149
51	24	99.726	99.571	-0.155
51	25	100.027	99.967	-0.060
50	26	99.928	99.848	-0.080
50	27	99.732	99.599	-0.133
50	28	100.106	100.019	-0.087
50	29	100.164	100.026	-0.138
50	30	100.184	100.122	-0.062
0	31	99.882	99.862	-0.020
0	32	100.028	100.032	0.004
0	33	100.019	100.023	0.004
	Max	100.205	100.122	0.004
	Average	99.979	99.879	-0.100
	Min	99.675	99.571	-0.279
	Std Dev	0.166	0.160	0.066



28.145_ACCURACY/I_SS_SET	
Test Site	Dallas
Tester	ETS-364
Test Number	EB6938
Max Limit	101.1 uA
Min Limit	98.7 uA

	0	20	21	30	31	50	51
LL	98.700	98.700	98.700	98.700	98.700	98.700	98.700
Min	99.862	99.861	99.646	99.812	99.578	99.599	99.571
Average	99.972	99.983	99.801	99.943	99.724	99.923	99.843
Max	100.032	100.031	99.940	99.996	99.879	100.122	100.080
UL	101.100	101.100	101.100	101.100	101.100	101.100	101.100

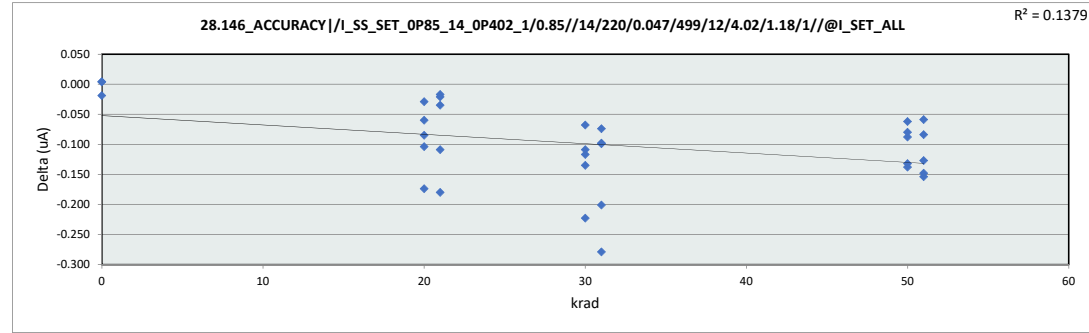




LDR Report  
TPS7H1111-SEP

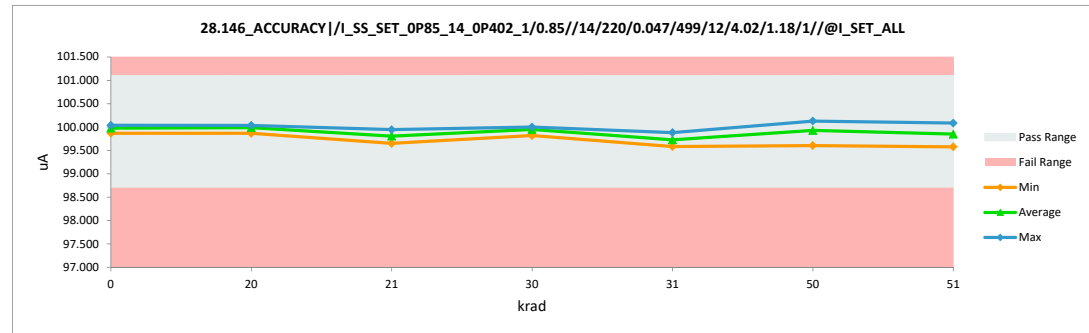
28.146_ACCURACY /I_SS_SET		
Test Site	Dallas	Dallas
Tester	ETS-364	ETS-364
Test Number	EB6938	EB6938
Unit	uA	uA
Max Limit	101.1	101.1
Min Limit	98.7	98.7

krad	Serial #	Pre	Post	Delta
21	1	99.680	99.663	-0.017
21	2	99.684	99.649	-0.035
21	3	99.942	99.833	-0.109
21	4	100.124	99.944	-0.180
21	5	99.956	99.935	-0.021
20	6	100.208	100.034	-0.174
20	7	100.002	99.973	-0.029
20	8	99.925	99.865	-0.060
20	9	100.134	100.030	-0.104
20	10	100.117	100.032	-0.085
31	11	99.680	99.582	-0.098
31	12	99.684	99.585	-0.099
31	13	99.942	99.741	-0.201
31	14	100.124	99.845	-0.279
31	15	99.956	99.882	-0.074
30	16	100.208	99.985	-0.223
30	17	100.002	99.934	-0.068
30	18	99.925	99.816	-0.109
30	19	100.134	99.999	-0.135
30	20	100.117	100.000	-0.117
51	21	100.168	100.084	-0.084
51	22	99.873	99.746	-0.127
51	23	100.008	99.860	-0.148
51	24	99.729	99.575	-0.154
51	25	100.030	99.971	-0.059
50	26	99.933	99.853	-0.080
50	27	99.735	99.603	-0.132
50	28	100.110	100.022	-0.088
50	29	100.167	100.029	-0.138
50	30	100.188	100.126	-0.062
0	31	99.885	99.866	-0.019
0	32	100.031	100.035	0.004
0	33	100.022	100.026	0.004
	Max	100.208	100.126	0.004
	Average	99.983	99.883	-0.100
	Min	99.680	99.575	-0.279
	Std Dev	0.166	0.160	0.066



28.146_ACCURACY /I_SS_SET	
Test Site	Dallas
Tester	ETS-364
Test Number	EB6938
Max Limit	101.1 uA
Min Limit	98.7 uA

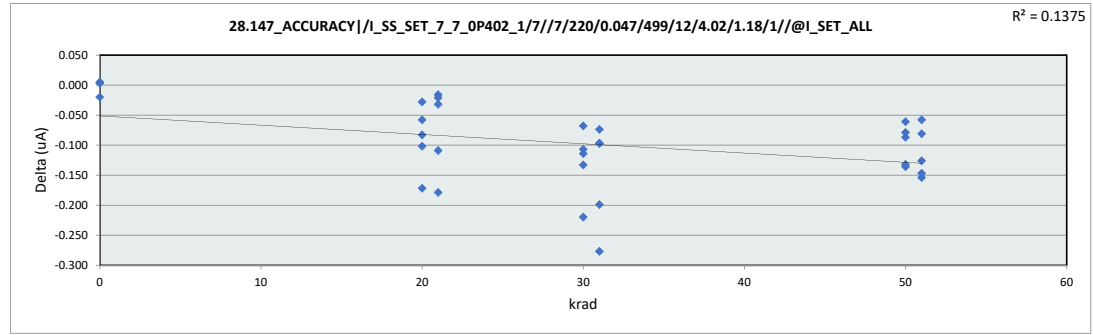
krad	0	20	21	30	31	50	51
LL	98.700	98.700	98.700	98.700	98.700	98.700	98.700
Min	99.866	99.865	99.649	99.816	99.582	99.603	99.575
Average	99.976	99.987	99.805	99.947	99.727	99.927	99.847
Max	100.035	100.034	99.944	100.000	99.882	100.126	100.084
UL	101.100	101.100	101.100	101.100	101.100	101.100	101.100



LDR Report  
TPS7H1111-SEP

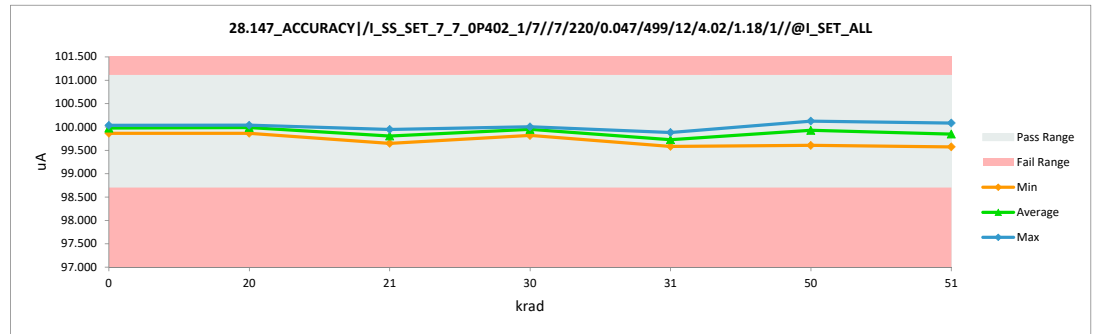
28.147_ACCURACY /I_SS_SET		
Test Site	Dallas	Dallas
Tester	ETS-364	ETS-364
Test Number	EB6938	EB6938
Unit	uA	uA
Max Limit	101.1	101.1
Min Limit	98.7	98.7

krad	Serial #	Pre	Post	Delta
21	1	99.679	99.663	-0.016
21	2	99.680	99.648	-0.032
21	3	99.941	99.832	-0.109
21	4	100.124	99.945	-0.179
21	5	99.955	99.934	-0.021
20	6	100.207	100.035	-0.172
20	7	100.001	99.973	-0.028
20	8	99.923	99.865	-0.058
20	9	100.134	100.032	-0.102
20	10	100.115	100.032	-0.083
31	11	99.679	99.582	-0.097
31	12	99.680	99.583	-0.097
31	13	99.941	99.742	-0.199
31	14	100.124	99.847	-0.277
31	15	99.955	99.881	-0.074
30	16	100.207	99.987	-0.220
30	17	100.001	99.933	-0.068
30	18	99.923	99.816	-0.107
30	19	100.134	100.001	-0.133
30	20	100.115	100.001	-0.114
51	21	100.163	100.082	-0.081
51	22	99.871	99.745	-0.126
51	23	100.008	99.861	-0.147
51	24	99.727	99.573	-0.154
51	25	100.030	99.972	-0.058
50	26	99.932	99.853	-0.079
50	27	99.736	99.604	-0.132
50	28	100.109	100.022	-0.087
50	29	100.163	100.027	-0.136
50	30	100.186	100.125	-0.061
0	31	99.885	99.865	-0.020
0	32	100.030	100.033	0.003
0	33	100.022	100.027	0.005
	Max	100.207	100.125	0.005
	Average	99.981	99.882	-0.099
	Min	99.679	99.573	-0.277
	Std Dev	0.166	0.160	0.065



28.147_ACCURACY /I_SS_SET	
Test Site	Dallas
Tester	ETS-364
Test Number	EB6938
Max Limit	101.1 uA
Min Limit	98.7 uA

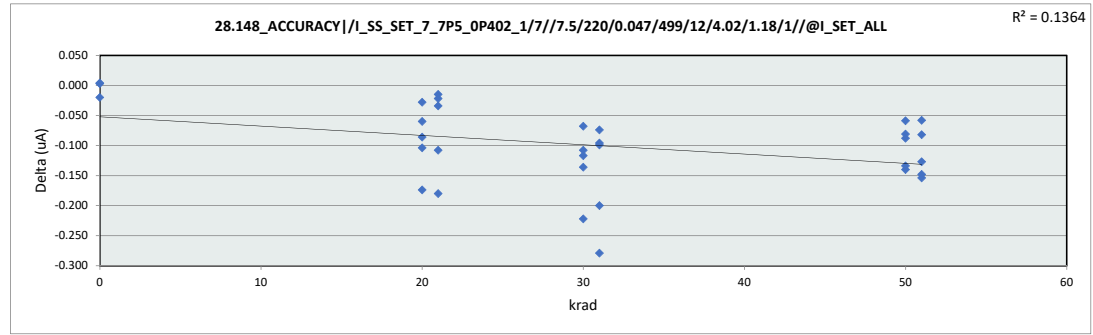
krad	0	20	21	30	31	50	51
LL	98.700	98.700	98.700	98.700	98.700	98.700	98.700
Min	99.865	99.865	99.648	99.816	99.582	99.604	99.573
Average	99.975	99.987	99.804	99.948	99.727	99.926	99.847
Max	100.033	100.035	99.945	100.001	99.881	100.125	100.082
UL	101.100	101.100	101.100	101.100	101.100	101.100	101.100



LDR Report  
TPS7H1111-SEP

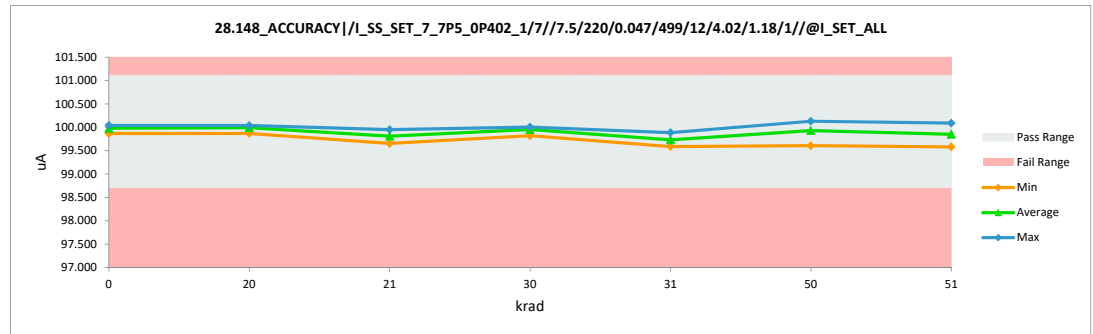
28.148_ACCURACY /I_SS_SET		
Test Site	Dallas	Dallas
Tester	ETS-364	ETS-364
Test Number	EB6938	EB6938
Unit	uA	uA
Max Limit	101.1	101.1
Min Limit	98.7	98.7

krad	Serial #	Pre	Post	Delta
21	1	99.681	99.666	-0.015
21	2	99.686	99.652	-0.034
21	3	99.944	99.836	-0.108
21	4	100.127	99.947	-0.180
21	5	99.959	99.937	-0.022
20	6	100.210	100.036	-0.174
20	7	100.004	99.976	-0.028
20	8	99.927	99.867	-0.060
20	9	100.137	100.033	-0.104
20	10	100.120	100.034	-0.086
31	11	99.681	99.585	-0.096
31	12	99.686	99.587	-0.099
31	13	99.944	99.744	-0.200
31	14	100.127	99.848	-0.279
31	15	99.959	99.885	-0.074
30	16	100.210	99.988	-0.222
30	17	100.004	99.936	-0.068
30	18	99.927	99.819	-0.108
30	19	100.137	100.001	-0.136
30	20	100.120	100.003	-0.117
51	21	100.169	100.087	-0.082
51	22	99.875	99.748	-0.127
51	23	100.011	99.863	-0.148
51	24	99.732	99.578	-0.154
51	25	100.031	99.973	-0.058
50	26	99.935	99.854	-0.081
50	27	99.738	99.604	-0.134
50	28	100.112	100.024	-0.088
50	29	100.170	100.030	-0.140
50	30	100.188	100.129	-0.059
0	31	99.887	99.867	-0.020
0	32	100.035	100.038	0.003
0	33	100.025	100.029	0.004
Max		100.210	100.129	0.004
Average		99.985	99.885	-0.100
Min		99.681	99.578	-0.279
Std Dev		0.166	0.160	0.066



28.148_ACCURACY /I_SS_SET	
Test Site	Dallas
Tester	ETS-364
Test Number	EB6938
Max Limit	101.1 uA
Min Limit	98.7 uA

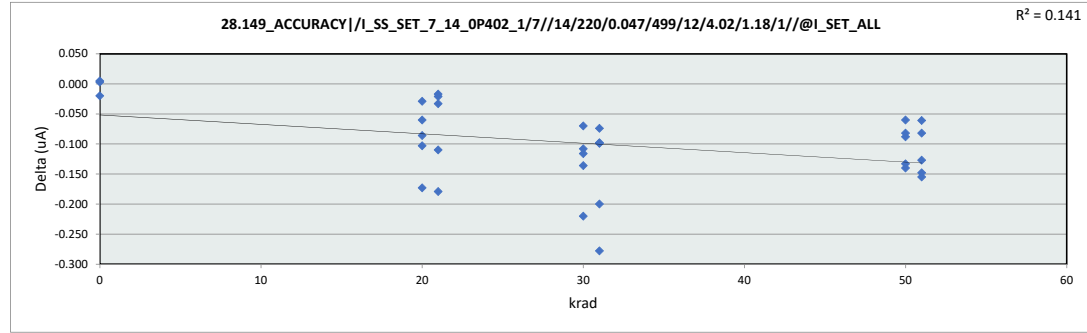
krad	0	20	21	30	31	50	51
LL	98.700	98.700	98.700	98.700	98.700	98.700	98.700
Min	99.867	99.867	99.652	99.819	99.585	99.604	99.578
Average	99.978	99.989	99.808	99.949	99.730	99.928	99.850
Max	100.038	100.036	99.947	100.003	99.885	100.129	100.087
UL	101.100	101.100	101.100	101.100	101.100	101.100	101.100



LDR Report  
TPS7H1111-SEP

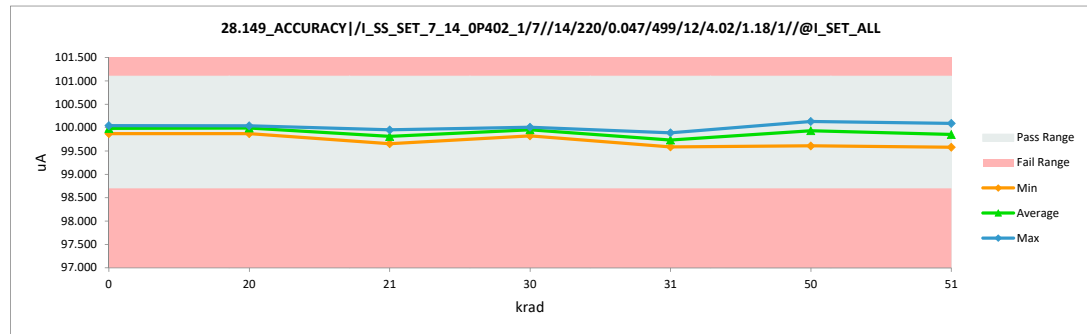
28.149_ACCURACY/I_SS_SET		
Test Site	Dallas	Dallas
Tester	ETS-364	ETS-364
Test Number	EB6938	EB6938
Unit	uA	uA
Max Limit	101.1	101.1
Min Limit	98.7	98.7

krad	Serial #	Pre	Post	Delta
21	1	99.686	99.669	-0.017
21	2	99.689	99.656	-0.033
21	3	99.949	99.839	-0.110
21	4	100.131	99.952	-0.179
21	5	99.963	99.942	-0.021
20	6	100.213	100.040	-0.173
20	7	100.009	99.980	-0.029
20	8	99.931	99.871	-0.060
20	9	100.141	100.038	-0.103
20	10	100.124	100.038	-0.086
31	11	99.686	99.587	-0.099
31	12	99.689	99.591	-0.098
31	13	99.949	99.749	-0.200
31	14	100.131	99.853	-0.278
31	15	99.963	99.889	-0.074
30	16	100.213	99.993	-0.220
30	17	100.009	99.939	-0.070
30	18	99.931	99.823	-0.108
30	19	100.141	100.005	-0.136
30	20	100.124	100.008	-0.116
51	21	100.173	100.091	-0.082
51	22	99.879	99.752	-0.127
51	23	100.015	99.867	-0.148
51	24	99.736	99.581	-0.155
51	25	100.037	99.976	-0.061
50	26	99.940	99.858	-0.082
50	27	99.742	99.609	-0.133
50	28	100.116	100.028	-0.088
50	29	100.175	100.035	-0.140
50	30	100.192	100.132	-0.060
0	31	99.892	99.872	-0.020
0	32	100.039	100.042	0.003
0	33	100.029	100.034	0.005
	Max	100.213	100.132	0.005
	Average	99.989	99.889	-0.100
	Min	99.686	99.581	-0.278
	Std Dev	0.166	0.160	0.065



28.149_ACCURACY/I_SS_SET		
Test Site	Dallas	
Tester	ETS-364	
Test Number	EB6938	
Max Limit	101.1	uA
Min Limit	98.7	uA

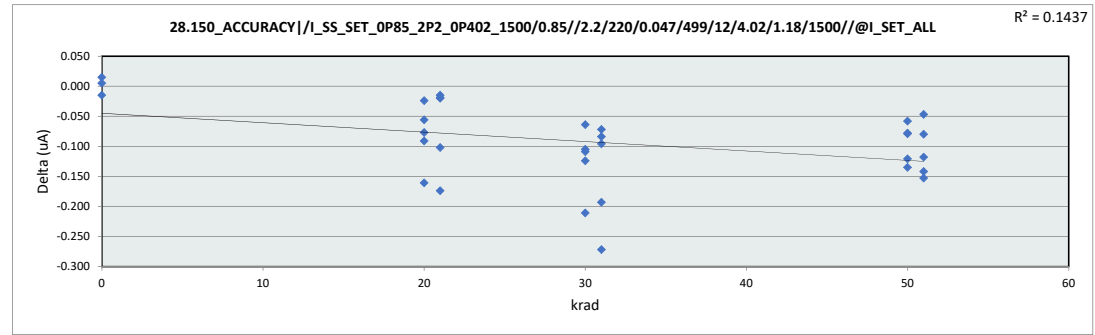
krad	0	20	21	30	31	50	51
LL	98.700	98.700	98.700	98.700	98.700	98.700	98.700
Min	99.872	99.871	99.656	99.823	99.587	99.609	99.581
Average	99.983	99.993	99.812	99.954	99.734	99.932	99.853
Max	100.042	100.040	99.952	100.008	99.889	100.132	100.091
UL	101.100	101.100	101.100	101.100	101.100	101.100	101.100



LDR Report  
TPS7H1111-SEP

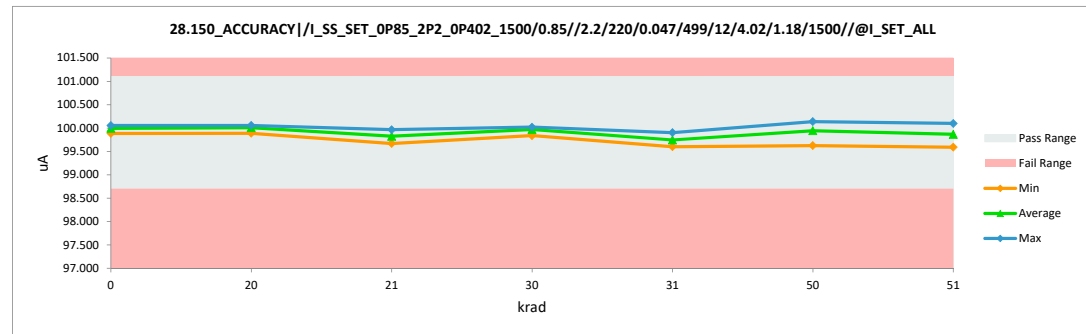
28.150_ACCURACY /I_SS_SET 0		
Test Site	Dallas	Dallas
Tester	ETS-364	ETS-364
Test Number	EB6938	EB6938
Unit	uA	uA
Max Limit	101.1	101.1
Min Limit	98.7	98.7

krad	Serial #	Pre	Post	Delta
21	1	99.695	99.680	-0.015
21	2	99.686	99.667	-0.019
21	3	99.952	99.850	-0.102
21	4	100.138	99.964	-0.174
21	5	99.974	99.954	-0.020
20	6	100.215	100.054	-0.161
20	7	100.019	99.995	-0.024
20	8	99.943	99.887	-0.056
20	9	100.141	100.050	-0.091
20	10	100.128	100.051	-0.077
31	11	99.695	99.599	-0.096
31	12	99.686	99.602	-0.084
31	13	99.952	99.759	-0.193
31	14	100.138	99.866	-0.272
31	15	99.974	99.902	-0.072
30	16	100.215	100.004	-0.211
30	17	100.019	99.955	-0.064
30	18	99.943	99.838	-0.105
30	19	100.141	100.017	-0.124
30	20	100.128	100.019	-0.109
51	21	100.177	100.097	-0.080
51	22	99.882	99.764	-0.118
51	23	100.022	99.880	-0.142
51	24	99.743	99.590	-0.153
51	25	100.037	99.990	-0.047
50	26	99.952	99.873	-0.079
50	27	99.745	99.624	-0.121
50	28	100.115	100.037	-0.078
50	29	100.175	100.040	-0.135
50	30	100.194	100.136	-0.058
0	31	99.899	99.884	-0.015
0	32	100.048	100.053	0.005
0	33	100.028	100.043	0.015
Max		100.215	100.136	0.015
Average		99.994	99.901	-0.093
Min		99.686	99.590	-0.272
Std Dev		0.165	0.159	0.065



28.150_ACCURACY /I_SS_SET	
Test Site	Dallas
Tester	ETS-364
Test Number	EB6938
Max Limit	101.1 uA
Min Limit	98.7 uA

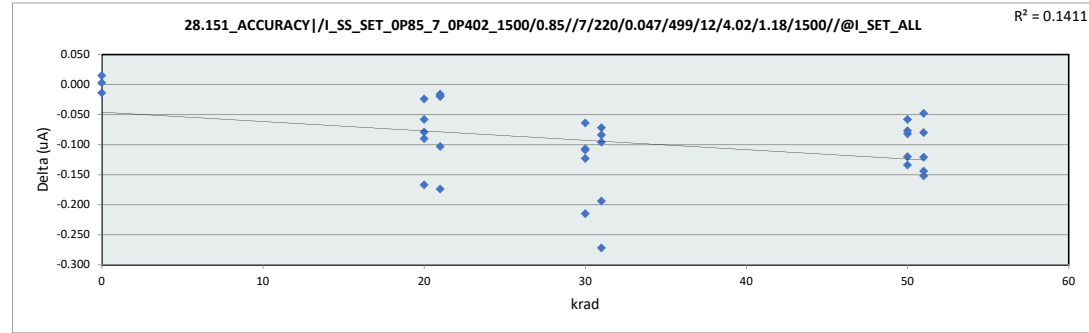
	0	20	21	30	31	50	51
LL	98.700	98.700	98.700	98.700	98.700	98.700	98.700
Min	99.884	99.887	99.667	99.838	99.599	99.624	99.590
Average	99.993	100.007	99.823	99.967	99.746	99.942	99.864
Max	100.053	100.054	99.964	100.019	99.902	100.136	100.097
UL	101.100	101.100	101.100	101.100	101.100	101.100	101.100



LDR Report  
TPS7H1111-SEP

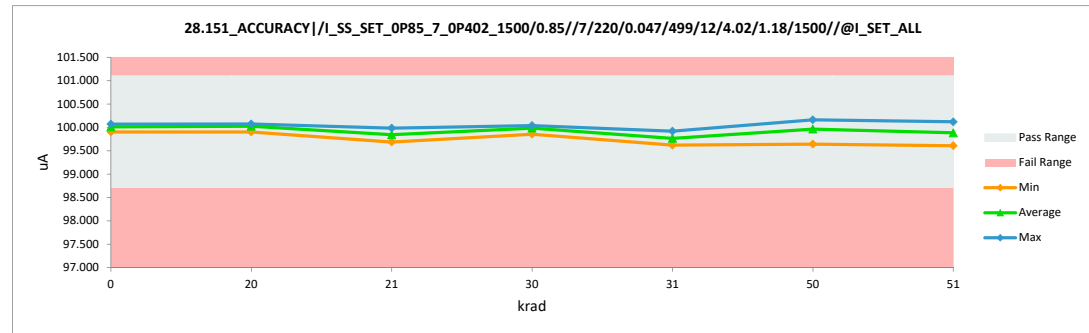
28.151_ACCURACY /I_SS_SET		
Test Site	Dallas	Dallas
Tester	ETS-364	ETS-364
Test Number	EB6938	EB6938
Unit	uA	uA
Max Limit	101.1	101.1
Min Limit	98.7	98.7

krad	Serial #	Pre	Post	Delta
21	1	99.714	99.698	-0.016
21	2	99.705	99.685	-0.020
21	3	99.972	99.869	-0.103
21	4	100.156	99.982	-0.174
21	5	99.989	99.970	-0.019
20	6	100.238	100.071	-0.167
20	7	100.034	100.010	-0.024
20	8	99.959	99.901	-0.058
20	9	100.157	100.067	-0.090
20	10	100.147	100.068	-0.079
31	11	99.714	99.618	-0.096
31	12	99.705	99.621	-0.084
31	13	99.972	99.778	-0.194
31	14	100.156	99.884	-0.272
31	15	99.989	99.917	-0.072
30	16	100.238	100.023	-0.215
30	17	100.034	99.970	-0.064
30	18	99.959	99.852	-0.107
30	19	100.157	100.034	-0.123
30	20	100.147	100.038	-0.109
51	21	100.198	100.118	-0.080
51	22	99.902	99.781	-0.121
51	23	100.040	99.896	-0.144
51	24	99.760	99.608	-0.152
51	25	100.054	100.006	-0.048
50	26	99.967	99.890	-0.077
50	27	99.761	99.641	-0.120
50	28	100.138	100.056	-0.082
50	29	100.194	100.060	-0.134
50	30	100.218	100.160	-0.058
0	31	99.916	99.902	-0.014
0	32	100.065	100.068	0.003
0	33	100.046	100.061	0.015
	Max	100.238	100.160	0.015
	Average	100.012	99.918	-0.094
	Min	99.705	99.608	-0.272
	Std Dev	0.166	0.160	0.065



28.151_ACCURACY /I_SS_SET	
Test Site	Dallas
Tester	ETS-364
Test Number	EB6938
Max Limit	101.1 uA
Min Limit	98.7 uA

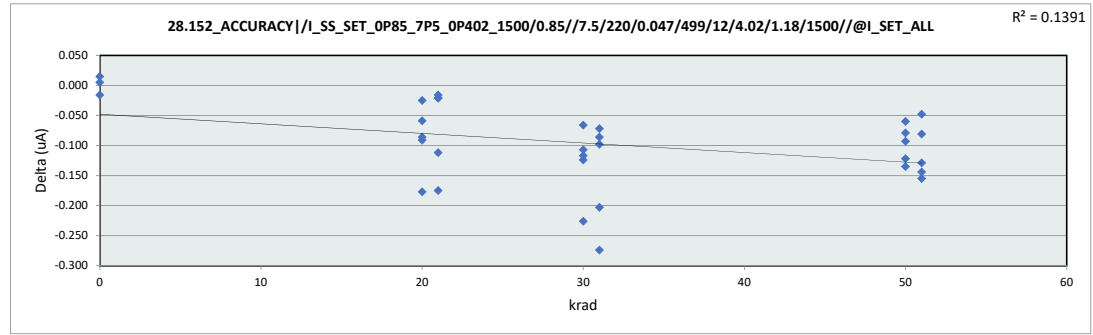
krad	0	20	21	30	31	50	51
LL	98.700	98.700	98.700	98.700	98.700	98.700	98.700
Min	99.902	99.901	99.685	99.852	99.618	99.641	99.608
Average	100.010	100.023	99.841	99.983	99.764	99.961	99.882
Max	100.068	100.071	99.982	100.038	99.917	100.160	100.118
UL	101.100	101.100	101.100	101.100	101.100	101.100	101.100



LDR Report  
TPS7H1111-SEP

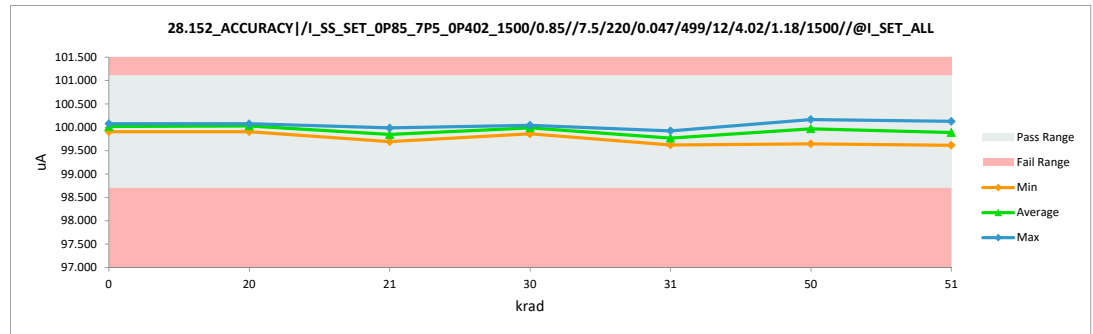
28.152_ACCURACY/I_SS_SET		
Test Site	Dallas	Dallas
Tester	ETS-364	ETS-364
Test Number	EB6938	EB6938
Unit	uA	uA
Max Limit	101.1	101.1
Min Limit	98.7	98.7

krad	Serial #	Pre	Post	Delta
21	1	99.718	99.702	-0.016
21	2	99.711	99.690	-0.021
21	3	99.986	99.874	-0.112
21	4	100.160	99.985	-0.175
21	5	99.995	99.974	-0.021
20	6	100.251	100.074	-0.177
20	7	100.039	100.014	-0.025
20	8	99.964	99.905	-0.059
20	9	100.161	100.070	-0.091
20	10	100.158	100.072	-0.086
31	11	99.718	99.620	-0.098
31	12	99.711	99.625	-0.086
31	13	99.986	99.783	-0.203
31	14	100.160	99.886	-0.274
31	15	99.995	99.923	-0.072
30	16	100.251	100.025	-0.226
30	17	100.039	99.973	-0.066
30	18	99.964	99.857	-0.107
30	19	100.161	100.037	-0.124
30	20	100.158	100.041	-0.117
51	21	100.205	100.124	-0.081
51	22	99.914	99.785	-0.129
51	23	100.044	99.900	-0.144
51	24	99.768	99.613	-0.155
51	25	100.057	100.009	-0.048
50	26	99.973	99.894	-0.079
50	27	99.765	99.643	-0.122
50	28	100.151	100.058	-0.093
50	29	100.201	100.066	-0.135
50	30	100.225	100.165	-0.060
0	31	99.921	99.905	-0.016
0	32	100.070	100.075	0.005
0	33	100.050	100.065	0.015
Max		100.251	100.165	0.015
Average		100.019	99.922	-0.097
Min		99.711	99.613	-0.274
Std Dev		0.167	0.160	0.067



28.152_ACCURACY/I_SS_SET	
Test Site	Dallas
Tester	ETS-364
Test Number	EB6938
Max Limit	101.1 uA
Min Limit	98.7 uA

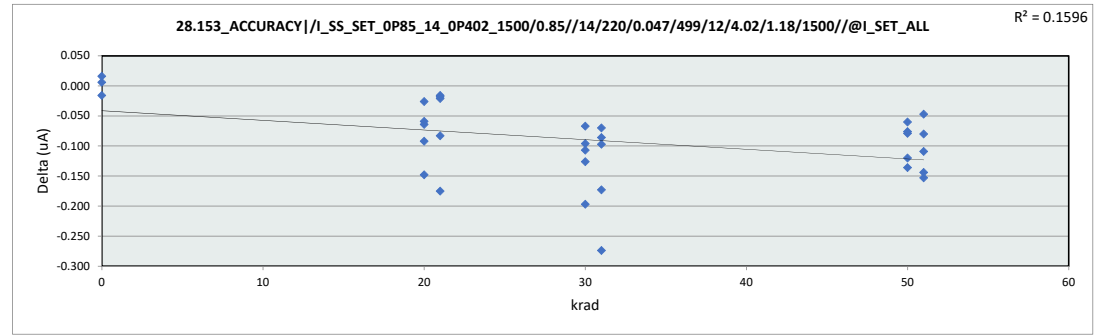
krad	0	20	21	30	31	50	51
LL	98.700	98.700	98.700	98.700	98.700	98.700	98.700
Min	99.905	99.905	99.690	99.857	99.620	99.643	99.613
Average	100.015	100.027	99.845	99.987	99.767	99.965	99.886
Max	100.075	100.074	99.985	100.041	99.923	100.165	100.124
UL	101.100	101.100	101.100	101.100	101.100	101.100	101.100



LDR Report  
TPS7H1111-SEP

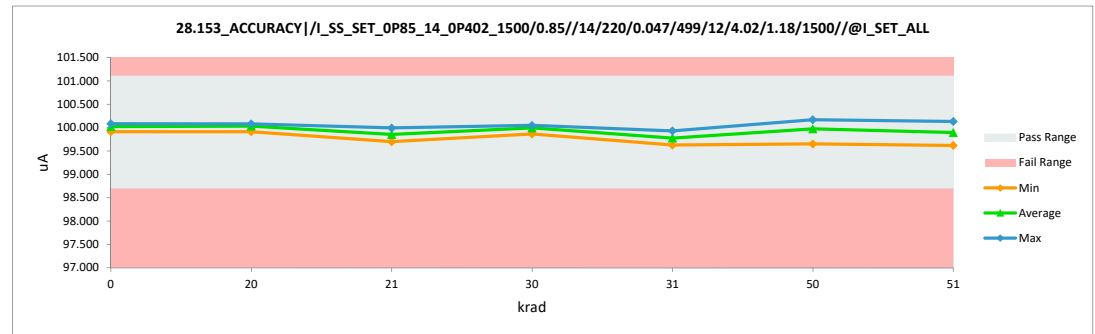
28.153_ACCURACY /I_SS_SET		
Test Site	Dallas	Dallas
Tester	ETS-364	ETS-364
Test Number	EB6938	EB6938
Unit	uA	uA
Max Limit	101.1	101.1
Min Limit	98.7	98.7

krad	Serial #	Pre	Post	Delta
21	1	99.724	99.708	-0.016
21	2	99.719	99.698	-0.021
21	3	99.963	99.880	-0.083
21	4	100.168	99.993	-0.175
21	5	100.000	99.982	-0.018
20	6	100.229	100.081	-0.148
20	7	100.047	100.021	-0.026
20	8	99.971	99.912	-0.059
20	9	100.169	100.077	-0.092
20	10	100.144	100.080	-0.064
31	11	99.724	99.627	-0.097
31	12	99.719	99.633	-0.086
31	13	99.963	99.790	-0.173
31	14	100.168	99.894	-0.274
31	15	100.000	99.930	-0.070
30	16	100.229	100.032	-0.197
30	17	100.047	99.980	-0.067
30	18	99.971	99.864	-0.107
30	19	100.169	100.043	-0.126
30	20	100.144	100.048	-0.096
51	21	100.211	100.131	-0.080
51	22	99.902	99.793	-0.109
51	23	100.050	99.906	-0.144
51	24	99.773	99.620	-0.153
51	25	100.063	100.016	-0.047
50	26	99.979	99.900	-0.079
50	27	99.771	99.651	-0.120
50	28	100.142	100.066	-0.076
50	29	100.208	100.072	-0.136
50	30	100.230	100.170	-0.060
0	31	99.928	99.912	-0.016
0	32	100.077	100.083	0.006
0	33	100.057	100.073	0.016
	Max	100.230	100.170	0.016
	Average	100.020	99.929	-0.091
	Min	99.719	99.620	-0.274
	Std Dev	0.164	0.160	0.063



28.153_ACCURACY /I_SS_SET	
Test Site	Dallas
Tester	ETS-364
Test Number	EB6938
Max Limit	101.1 uA
Min Limit	98.7 uA

krad	0	20	21	30	31	50	51
LL	98.700	98.700	98.700	98.700	98.700	98.700	98.700
Min	99.912	99.912	99.698	99.864	99.627	99.651	99.620
Average	100.023	100.034	99.852	99.993	99.775	99.972	99.893
Max	100.083	100.081	99.993	100.048	99.930	100.170	100.131
UL	101.100	101.100	101.100	101.100	101.100	101.100	101.100

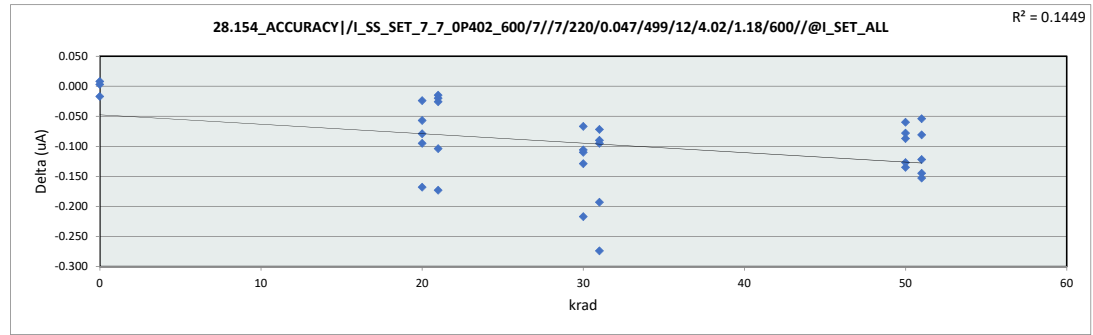




LDR Report  
TPS7H1111-SEP

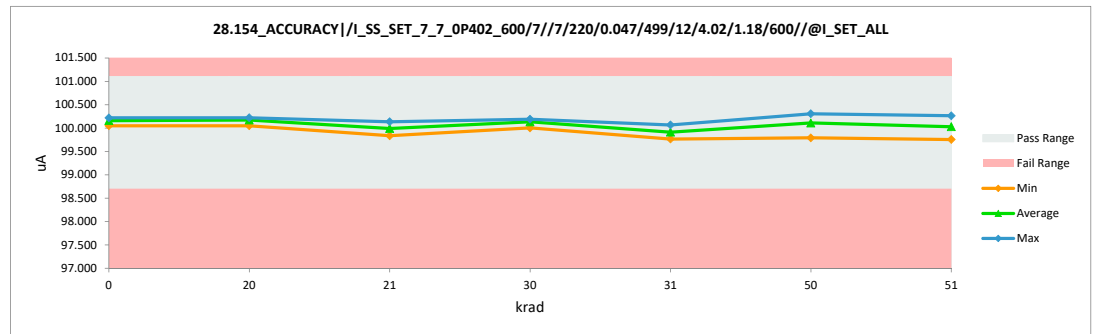
28.154_ACCURACY /I_SS_SET_7		
Test Site	Dallas	Dallas
Tester	ETS-364	ETS-364
Test Number	EB6938	EB6938
Unit	uA	uA
Max Limit	101.1	101.1
Min Limit	98.7	98.7

krad	Serial #	Pre	Post	Delta
21	1	99.859	99.844	-0.015
21	2	99.859	99.833	-0.026
21	3	100.124	100.020	-0.104
21	4	100.306	100.133	-0.173
21	5	100.137	100.117	-0.020
20	6	100.387	100.219	-0.168
20	7	100.185	100.161	-0.024
20	8	100.107	100.050	-0.057
20	9	100.311	100.216	-0.095
20	10	100.298	100.219	-0.079
31	11	99.859	99.764	-0.095
31	12	99.859	99.769	-0.090
31	13	100.124	99.931	-0.193
31	14	100.306	100.032	-0.274
31	15	100.137	100.065	-0.072
30	16	100.387	100.170	-0.217
30	17	100.185	100.118	-0.067
30	18	100.107	100.001	-0.106
30	19	100.311	100.182	-0.129
30	20	100.298	100.188	-0.110
51	21	100.342	100.261	-0.081
51	22	100.052	99.930	-0.122
51	23	100.185	100.040	-0.145
51	24	99.906	99.753	-0.153
51	25	100.204	100.150	-0.054
50	26	100.117	100.039	-0.078
50	27	99.917	99.790	-0.127
50	28	100.288	100.201	-0.087
50	29	100.340	100.205	-0.135
50	30	100.364	100.304	-0.060
0	31	100.065	100.048	-0.017
0	32	100.214	100.217	0.003
0	33	100.200	100.208	0.008
Max		100.387	100.304	0.008
Average		100.162	100.066	-0.096
Min		99.859	99.753	-0.274
Std Dev		0.166	0.159	0.065



28.154_ACCURACY /I_SS_SET		
Test Site	Dallas	
Tester	ETS-364	
Test Number	EB6938	
Max Limit	101.1	uA
Min Limit	98.7	uA

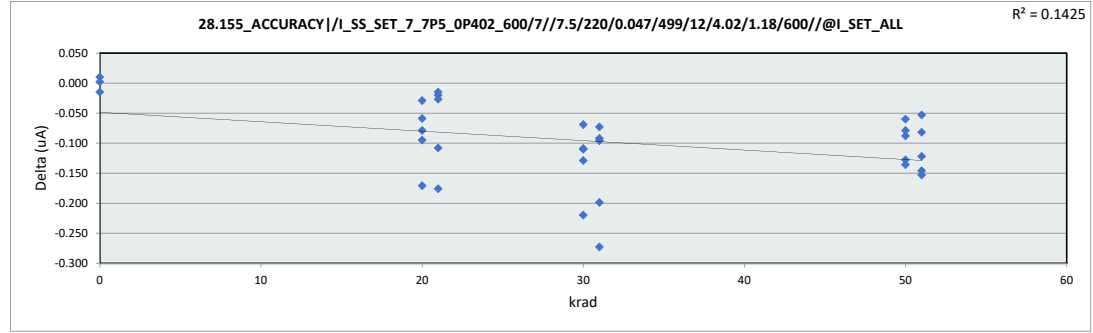
krad	0	20	21	30	31	50	51
LL	98.700	98.700	98.700	98.700	98.700	98.700	98.700
Min	100.048	100.050	99.833	100.001	99.764	99.790	99.753
Average	100.158	100.173	99.989	100.132	99.912	100.108	100.027
Max	100.217	100.219	100.133	100.188	100.065	100.304	100.261
UL	101.100	101.100	101.100	101.100	101.100	101.100	101.100



LDR Report  
TPS7H1111-SEP

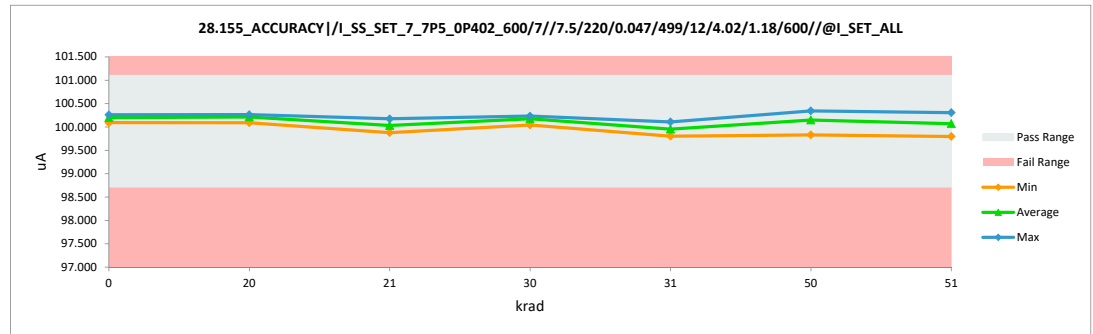
28.155_ACCURACY /I_SS_SET		
Test Site	Dallas	Dallas
Tester	ETS-364	ETS-364
Test Number	EB6938	EB6938
Unit	uA	uA
Max Limit	101.1	101.1
Min Limit	98.7	98.7

krad	Serial #	Pre	Post	Delta
21	1	99.898	99.883	-0.015
21	2	99.904	99.877	-0.027
21	3	100.169	100.061	-0.108
21	4	100.348	100.172	-0.176
21	5	100.179	100.159	-0.020
20	6	100.429	100.258	-0.171
20	7	100.230	100.201	-0.029
20	8	100.150	100.091	-0.059
20	9	100.350	100.255	-0.095
20	10	100.341	100.262	-0.079
31	11	99.898	99.802	-0.096
31	12	99.904	99.812	-0.092
31	13	100.169	99.970	-0.199
31	14	100.348	100.075	-0.273
31	15	100.179	100.106	-0.073
30	16	100.429	100.209	-0.220
30	17	100.230	100.161	-0.069
30	18	100.150	100.041	-0.109
30	19	100.350	100.221	-0.129
30	20	100.341	100.231	-0.110
51	21	100.386	100.304	-0.082
51	22	100.095	99.973	-0.122
51	23	100.227	100.081	-0.146
51	24	99.948	99.795	-0.153
51	25	100.242	100.189	-0.053
50	26	100.159	100.080	-0.079
50	27	99.957	99.829	-0.128
50	28	100.328	100.240	-0.088
50	29	100.382	100.246	-0.136
50	30	100.403	100.343	-0.060
0	31	100.105	100.090	-0.015
0	32	100.256	100.258	0.002
0	33	100.238	100.248	0.010
Max		100.429	100.343	0.010
Average		100.204	100.107	-0.097
Min		99.898	99.795	-0.273
Std Dev		0.166	0.159	0.065



28.155_ACCURACY /I_SS_SET	
Test Site	Dallas
Tester	ETS-364
Test Number	EB6938
Max Limit	101.1 uA
Min Limit	98.7 uA

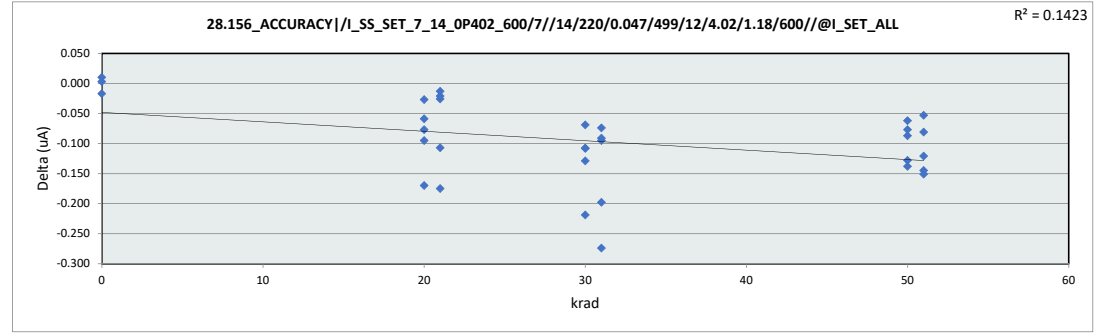
	0	20	21	30	31	50	51
LL	98.700	98.700	98.700	98.700	98.700	98.700	98.700
Min	100.090	100.091	99.877	100.041	99.802	99.829	99.795
Average	100.199	100.213	100.030	100.173	99.953	100.148	100.068
Max	100.258	100.262	100.172	100.231	100.106	100.343	100.304
UL	101.100	101.100	101.100	101.100	101.100	101.100	101.100



LDR Report  
TPS7H1111-SEP

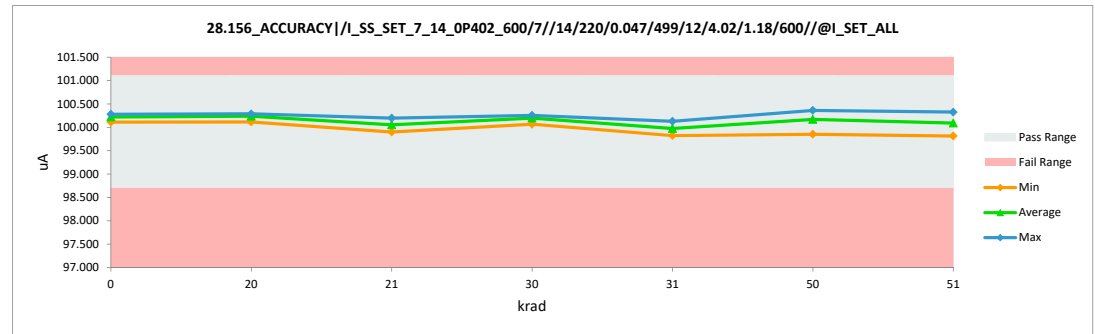
28.156_ACCURACY/I_SS_SET_7		
Test Site	Dallas	Dallas
Tester	ETS-364	ETS-364
Test Number	EB6938	EB6938
Unit	uA	uA
Max Limit	101.1	101.1
Min Limit	98.7	98.7

krad	Serial #	Pre	Post	Delta
21	1	99.916	99.903	-0.013
21	2	99.924	99.898	-0.026
21	3	100.188	100.081	-0.107
21	4	100.370	100.195	-0.175
21	5	100.201	100.180	-0.021
20	6	100.450	100.280	-0.170
20	7	100.252	100.225	-0.027
20	8	100.171	100.112	-0.059
20	9	100.370	100.275	-0.095
20	10	100.362	100.285	-0.077
31	11	99.916	99.821	-0.095
31	12	99.924	99.833	-0.091
31	13	100.188	99.990	-0.198
31	14	100.370	100.096	-0.274
31	15	100.201	100.127	-0.074
30	16	100.450	100.231	-0.219
30	17	100.252	100.183	-0.069
30	18	100.171	100.063	-0.108
30	19	100.370	100.241	-0.129
30	20	100.362	100.254	-0.108
51	21	100.405	100.324	-0.081
51	22	100.116	99.995	-0.121
51	23	100.246	100.101	-0.145
51	24	99.965	99.814	-0.151
51	25	100.261	100.208	-0.053
50	26	100.182	100.105	-0.077
50	27	99.977	99.849	-0.128
50	28	100.347	100.260	-0.087
50	29	100.400	100.262	-0.138
50	30	100.422	100.360	-0.062
0	31	100.127	100.110	-0.017
0	32	100.275	100.278	0.003
0	33	100.258	100.268	0.010
Max		100.450	100.360	0.010
Average		100.224	100.127	-0.096
Min		99.916	99.814	-0.274
Std Dev		0.166	0.159	0.065



28.156_ACCURACY/I_SS_SET		
Test Site	Dallas	
Tester	ETS-364	
Test Number	EB6938	
Max Limit	101.1	uA
Min Limit	98.7	uA

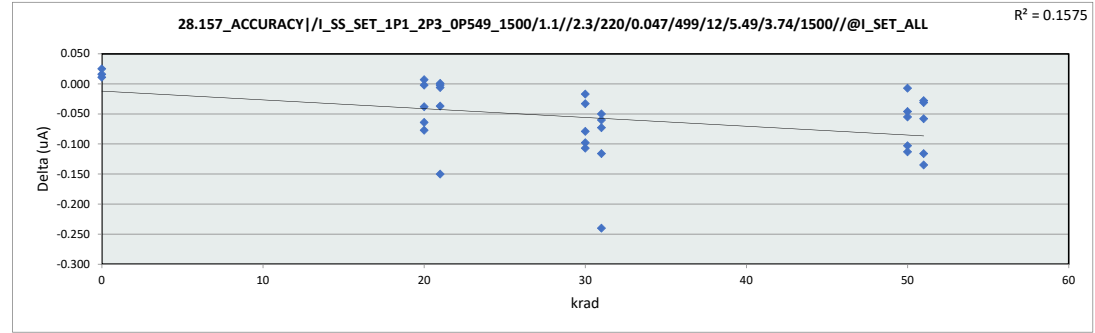
krad	0	20	21	30	31	50	51
LL	98.700	98.700	98.700	98.700	98.700	98.700	98.700
Min	100.110	100.112	99.898	100.063	99.821	99.849	99.814
Average	100.219	100.235	100.051	100.194	99.973	100.167	100.088
Max	100.278	100.285	100.195	100.254	100.127	100.360	100.324
UL	101.100	101.100	101.100	101.100	101.100	101.100	101.100



LDR Report  
TPS7H1111-SEP

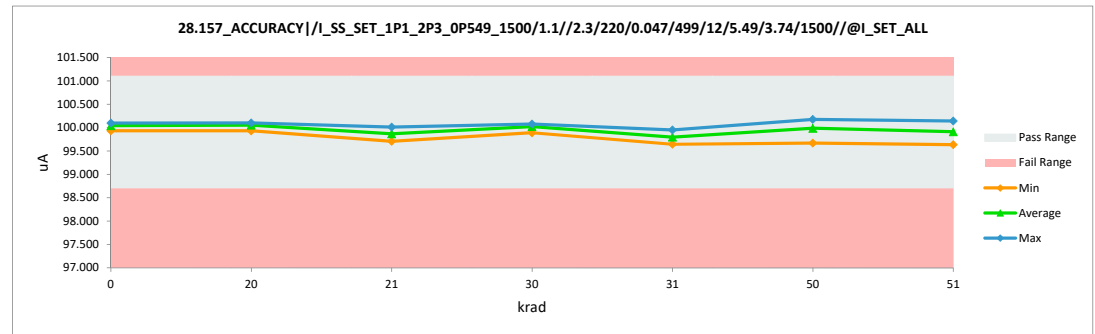
28.157_ACCURACY/I_SS_SET		
Test Site	Dallas	Dallas
Tester	ETS-364	ETS-364
Test Number	EB6938	EB6938
Unit	uA	uA
Max Limit	101.1	101.1
Min Limit	98.7	98.7

krad	Serial #	Pre	Post	Delta
21	1	99.719	99.720	0.001
21	2	99.714	99.708	-0.006
21	3	99.928	99.891	-0.037
21	4	100.161	100.011	-0.150
21	5	100.001	99.999	-0.002
20	6	100.163	100.099	-0.064
20	7	100.044	100.042	-0.002
20	8	99.970	99.932	-0.038
20	9	100.170	100.093	-0.077
20	10	100.094	100.101	0.007
31	11	99.719	99.646	-0.073
31	12	99.714	99.654	-0.060
31	13	99.928	99.812	-0.116
31	14	100.161	99.921	-0.240
31	15	100.001	99.951	-0.050
30	16	100.163	100.056	-0.107
30	17	100.044	100.011	-0.033
30	18	99.970	99.891	-0.079
30	19	100.170	100.072	-0.098
30	20	100.094	100.077	-0.017
51	21	100.200	100.142	-0.058
51	22	99.844	99.813	-0.031
51	23	100.042	99.926	-0.116
51	24	99.770	99.635	-0.135
51	25	100.063	100.035	-0.028
50	26	99.981	99.926	-0.055
50	27	99.772	99.669	-0.103
50	28	100.086	100.079	-0.007
50	29	100.194	100.081	-0.113
50	30	100.223	100.177	-0.046
0	31	99.923	99.934	0.011
0	32	100.082	100.098	0.016
0	33	100.064	100.089	0.025
Max		100.223	100.177	0.025
Average		100.005	99.948	-0.057
Min		99.714	99.635	-0.240
Std Dev		0.159	0.159	0.057



28.157_ACCURACY/I_SS_SET	
Test Site	Dallas
Tester	ETS-364
Test Number	EB6938
Max Limit	101.1 uA
Min Limit	98.7 uA

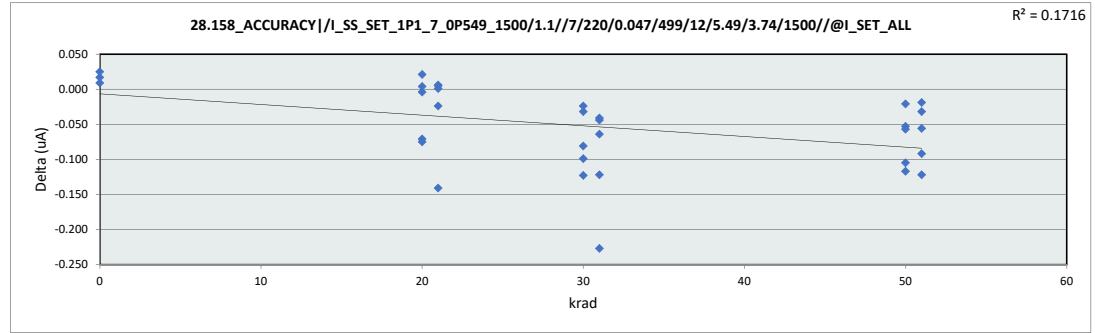
krad	0	20	21	30	31	50	51
LL	98.700	98.700	98.700	98.700	98.700	98.700	98.700
Min	99.934	99.932	99.708	99.891	99.646	99.669	99.635
Average	100.040	100.053	99.866	100.021	99.797	99.986	99.910
Max	100.098	100.101	100.011	100.077	99.951	100.177	100.142
UL	101.100	101.100	101.100	101.100	101.100	101.100	101.100



LDR Report  
TPS7H1111-SEP

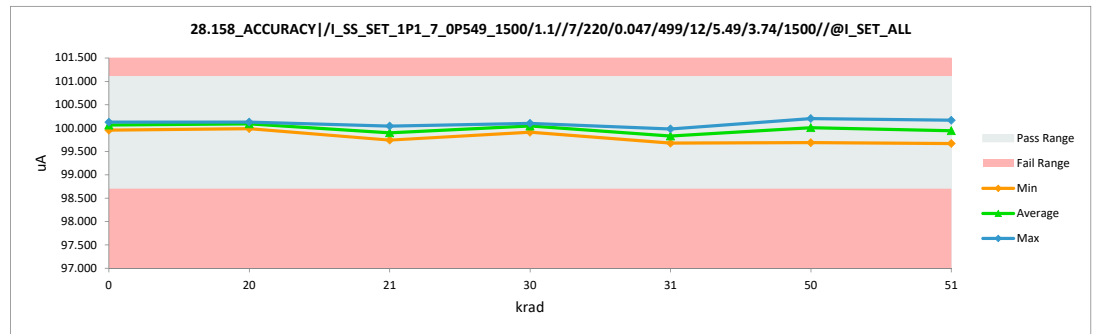
28.158_ACCURACY//I_SS_SET		
Test Site	Dallas	Dallas
Tester	ETS-364	ETS-364
Test Number	EB6938	EB6938
Unit	uA	uA
Max Limit	101.1	101.1
Min Limit	98.7	98.7

krad	Serial #	Pre	Post	Delta
21	1	99.741	99.747	0.006
21	2	99.737	99.742	0.005
21	3	99.959	99.935	-0.024
21	4	100.182	100.041	-0.141
21	5	100.021	100.022	0.001
20	6	100.198	100.123	-0.075
20	7	100.065	100.086	0.021
20	8	99.991	99.987	-0.004
20	9	100.192	100.121	-0.071
20	10	100.123	100.127	0.004
31	11	99.741	99.677	-0.064
31	12	99.737	99.693	-0.044
31	13	99.959	99.837	-0.122
31	14	100.182	99.955	-0.227
31	15	100.021	99.980	-0.041
30	16	100.198	100.075	-0.123
30	17	100.065	100.033	-0.032
30	18	99.991	99.910	-0.081
30	19	100.192	100.093	-0.099
30	20	100.123	100.099	-0.024
51	21	100.222	100.166	-0.056
51	22	99.868	99.849	-0.019
51	23	100.061	99.969	-0.092
51	24	99.790	99.668	-0.122
51	25	100.085	100.053	-0.032
50	26	100.001	99.944	-0.057
50	27	99.792	99.687	-0.105
50	28	100.120	100.099	-0.021
50	29	100.220	100.103	-0.117
50	30	100.255	100.202	-0.053
0	31	99.944	99.953	0.009
0	32	100.108	100.125	0.017
0	33	100.087	100.112	0.025
	Max	100.255	100.202	0.025
	Average	100.029	99.976	-0.053
	Min	99.737	99.668	-0.227
	Std Dev	0.160	0.157	0.057



28.158_ACCURACY//I_SS_SET	
Test Site	Dallas
Tester	ETS-364
Test Number	EB6938
Max Limit	101.1 uA
Min Limit	98.7 uA

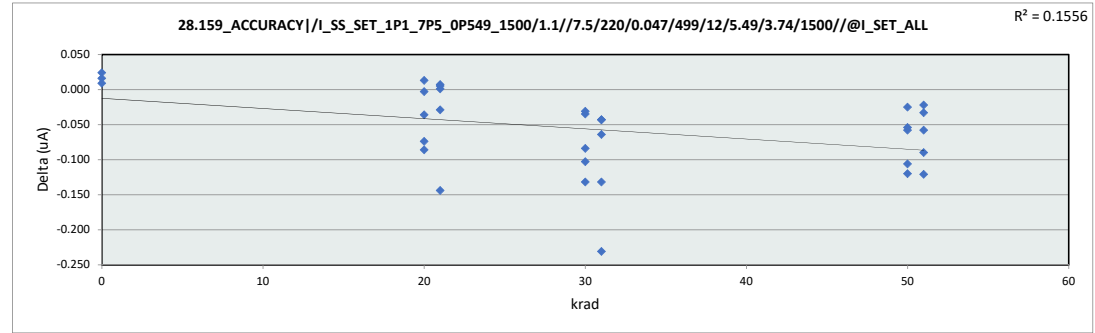
krad	0	20	21	30	31	50	51
LL	98.700	98.700	98.700	98.700	98.700	98.700	98.700
Min	99.953	99.987	99.742	99.910	99.677	99.687	99.668
Average	100.063	100.089	99.897	100.042	99.828	100.007	99.941
Max	100.125	100.127	100.041	100.099	99.980	100.202	100.166
UL	101.100	101.100	101.100	101.100	101.100	101.100	101.100



LDR Report  
TPS7H1111-SEP

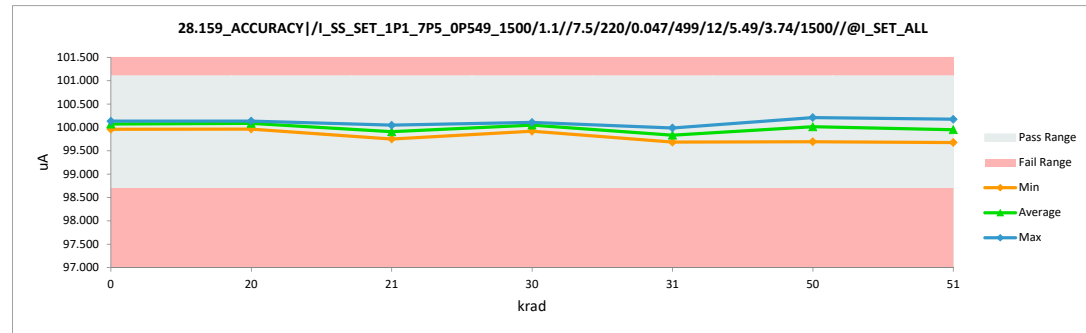
28.159_ACCURACY /I_SS_SET		
Test Site	Dallas	Dallas
Tester	ETS-364	ETS-364
Test Number	EB6938	EB6938
Unit	uA	uA
Max Limit	101.1	101.1
Min Limit	98.7	98.7

krad	Serial #	Pre	Post	Delta
21	1	99.747	99.754	0.007
21	2	99.745	99.750	0.005
21	3	99.974	99.945	-0.029
21	4	100.190	100.046	-0.144
21	5	100.029	100.030	0.001
20	6	100.212	100.126	-0.086
20	7	100.073	100.086	0.013
20	8	100.000	99.964	-0.036
20	9	100.199	100.125	-0.074
20	10	100.136	100.133	-0.003
31	11	99.747	99.683	-0.064
31	12	99.745	99.702	-0.043
31	13	99.974	99.842	-0.132
31	14	100.190	99.959	-0.231
31	15	100.029	99.986	-0.043
30	16	100.212	100.080	-0.132
30	17	100.073	100.038	-0.035
30	18	100.000	99.916	-0.084
30	19	100.199	100.096	-0.103
30	20	100.136	100.105	-0.031
51	21	100.231	100.173	-0.058
51	22	99.880	99.858	-0.022
51	23	100.068	99.978	-0.090
51	24	99.797	99.676	-0.121
51	25	100.091	100.058	-0.033
50	26	100.006	99.948	-0.058
50	27	99.798	99.692	-0.106
50	28	100.130	100.105	-0.025
50	29	100.229	100.109	-0.120
50	30	100.262	100.208	-0.054
0	31	99.950	99.959	0.009
0	32	100.116	100.132	0.016
0	33	100.094	100.118	0.024
	Max	100.262	100.208	0.024
	Average	100.038	99.981	-0.057
	Min	99.745	99.676	-0.231
	Std Dev	0.161	0.156	0.057



28.159_ACCURACY /I_SS_SET	
Test Site	Dallas
Tester	ETS-364
Test Number	EB6938
Max Limit	101.1 uA
Min Limit	98.7 uA

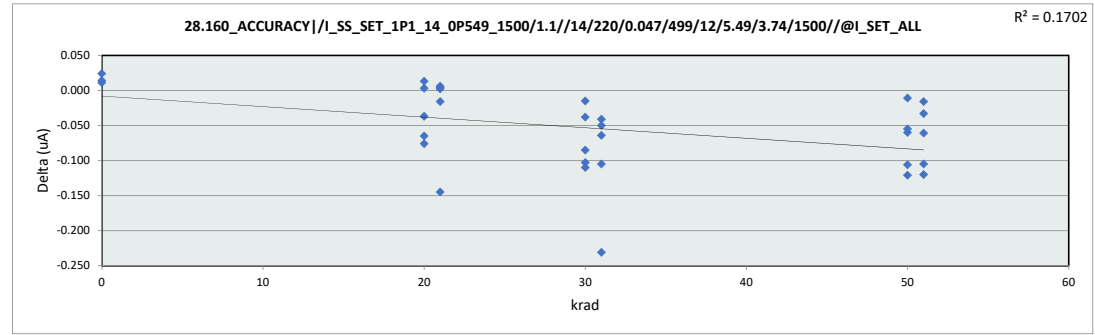
krad	0	20	21	30	31	50	51
LL	98.700	98.700	98.700	98.700	98.700	98.700	98.700
Min	99.959	99.964	99.750	99.916	99.683	99.692	99.676
Average	100.070	100.087	99.905	100.047	99.834	100.012	99.949
Max	100.132	100.133	100.046	100.105	99.986	100.208	100.173
UL	101.100	101.100	101.100	101.100	101.100	101.100	101.100



LDR Report  
TPS7H1111-SEP

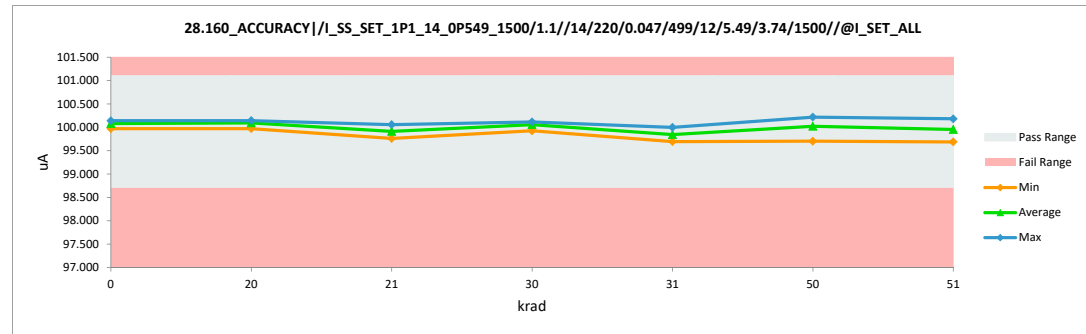
28.160_ACCURACY /I_SS_SET		
Test Site	Dallas	Dallas
Tester	ETS-364	ETS-364
Test Number	EB6938	EB6938
Unit	uA	uA
Max Limit	101.1	101.1
Min Limit	98.7	98.7

krad	Serial #	Pre	Post	Delta
21	1	99.755	99.761	0.006
21	2	99.755	99.759	0.004
21	3	99.954	99.938	-0.016
21	4	100.200	100.055	-0.145
21	5	100.037	100.039	0.002
20	6	100.198	100.133	-0.065
20	7	100.082	100.085	0.003
20	8	100.008	99.971	-0.037
20	9	100.207	100.131	-0.076
20	10	100.127	100.140	0.013
31	11	99.755	99.691	-0.064
31	12	99.755	99.705	-0.050
31	13	99.954	99.849	-0.105
31	14	100.200	99.969	-0.231
31	15	100.037	99.996	-0.041
30	16	100.198	100.088	-0.110
30	17	100.082	100.044	-0.038
30	18	100.008	99.923	-0.085
30	19	100.207	100.104	-0.103
30	20	100.127	100.112	-0.015
51	21	100.240	100.179	-0.061
51	22	99.876	99.860	-0.016
51	23	100.076	99.971	-0.105
51	24	99.805	99.685	-0.120
51	25	100.100	100.067	-0.033
50	26	100.016	99.956	-0.060
50	27	99.806	99.700	-0.106
50	28	100.124	100.113	-0.011
50	29	100.237	100.116	-0.121
50	30	100.270	100.215	-0.055
0	31	99.958	99.969	0.011
0	32	100.125	100.139	0.014
0	33	100.102	100.126	0.024
Max		100.270	100.215	0.024
Average		100.042	99.988	-0.054
Min		99.755	99.685	-0.231
Std Dev		0.160	0.156	0.057



28.160_ACCURACY /I_SS_SET	
Test Site	Dallas
Tester	ETS-364
Test Number	EB6938
Max Limit	101.1 uA
Min Limit	98.7 uA

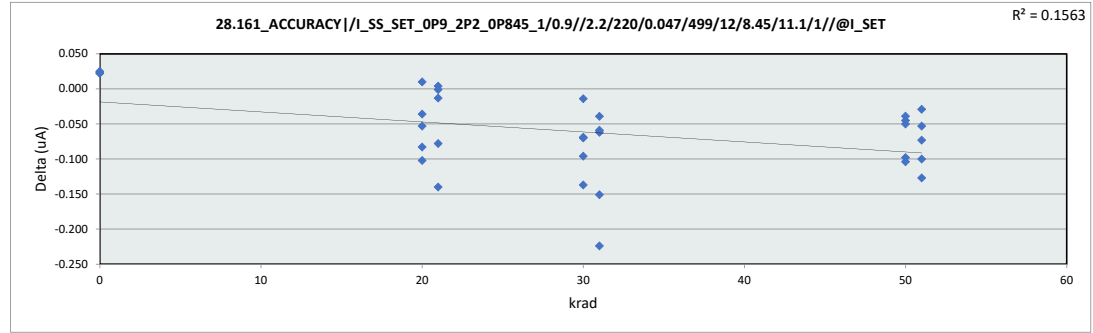
krad	0	20	21	30	31	50	51
LL	98.700	98.700	98.700	98.700	98.700	98.700	98.700
Min	99.969	99.971	99.759	99.923	99.691	99.700	99.685
Average	100.078	100.092	99.910	100.054	99.842	100.020	99.952
Max	100.139	100.140	100.055	100.112	99.996	100.215	100.179
UL	101.100	101.100	101.100	101.100	101.100	101.100	101.100



LDR Report  
TPS7H1111-SEP

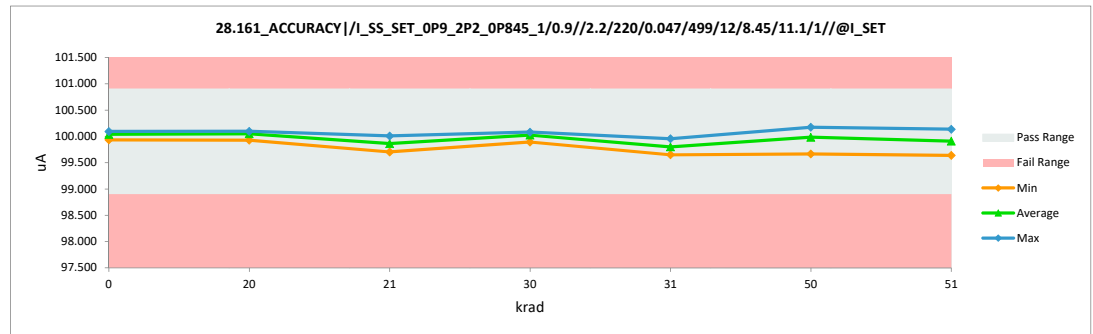
28.161_ACCURACY /I_SS_SET		
Test Site	Dallas	Dallas
Tester	ETS-364	ETS-364
Test Number	EB6938	EB6938
Unit	uA	uA
Max Limit	100.9	100.9
Min Limit	98.9	98.9

krad	Serial #	Pre	Post	Delta
21	1	99.712	99.716	0.004
21	2	99.717	99.704	-0.013
21	3	99.965	99.887	-0.078
21	4	100.149	100.009	-0.140
21	5	99.995	99.994	-0.001
20	6	100.194	100.092	-0.102
20	7	100.031	100.041	0.010
20	8	99.963	99.927	-0.036
20	9	100.172	100.089	-0.083
20	10	100.150	100.097	-0.053
31	11	99.712	99.650	-0.062
31	12	99.717	99.658	-0.059
31	13	99.965	99.814	-0.151
31	14	100.149	99.925	-0.224
31	15	99.995	99.956	-0.039
30	16	100.194	100.057	-0.137
30	17	100.031	100.017	-0.014
30	18	99.963	99.893	-0.070
30	19	100.172	100.076	-0.096
30	20	100.150	100.081	-0.069
51	21	100.189	100.136	-0.053
51	22	99.884	99.811	-0.073
51	23	100.028	99.928	-0.100
51	24	99.765	99.638	-0.127
51	25	100.061	100.032	-0.029
50	26	99.973	99.923	-0.050
50	27	99.770	99.666	-0.104
50	28	100.120	100.075	-0.045
50	29	100.177	100.079	-0.098
50	30	100.215	100.176	-0.039
0	31	99.912	99.934	0.022
0	32	100.071	100.094	0.023
0	33	100.064	100.089	0.025
	Max	100.215	100.176	0.025
	Average	100.010	99.947	-0.062
	Min	99.712	99.638	-0.224
	Std Dev	0.161	0.159	0.056



28.161_ACCURACY /I_SS_SET		
Test Site	Dallas	
Tester	ETS-364	
Test Number	EB6938	
Max Limit	100.9	uA
Min Limit	98.9	uA

krad	0	20	21	30	31	50	51
LL	98.900	98.900	98.900	98.900	98.900	98.900	98.900
Min	99.934	99.927	99.704	99.893	99.650	99.666	99.638
Average	100.039	100.049	99.862	100.025	99.801	99.984	99.909
Max	100.094	100.097	100.009	100.081	99.956	100.176	100.136
UL	100.900	100.900	100.900	100.900	100.900	100.900	100.900

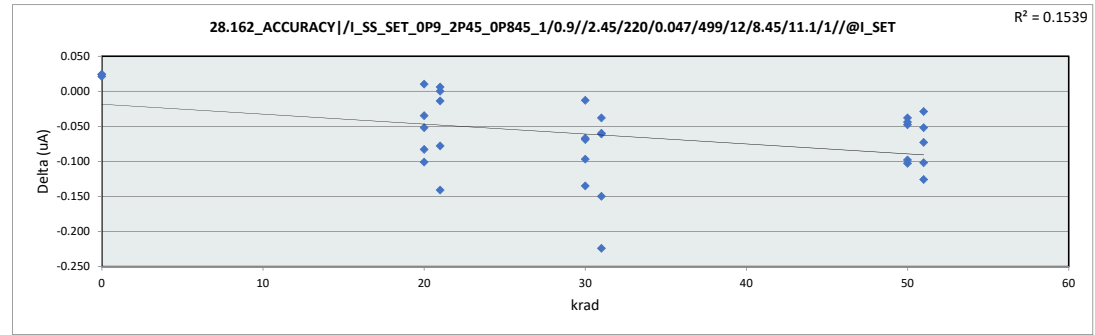




LDR Report  
TPS7H1111-SEP

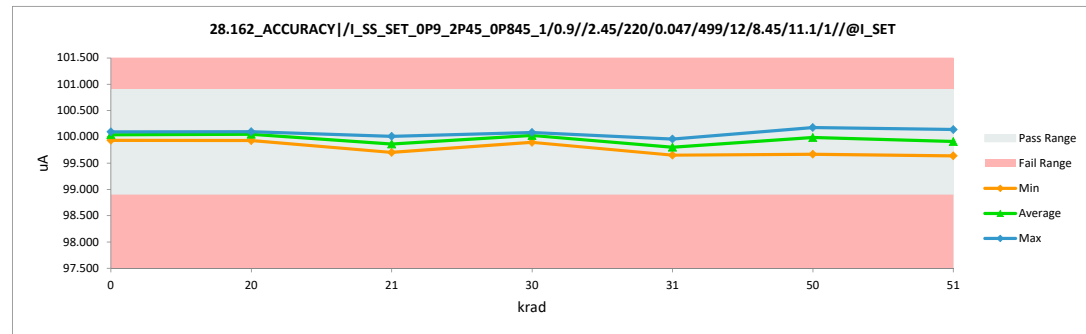
28.162_ACCURACY/I_SS_SET		
Test Site	Dallas	Dallas
Tester	ETS-364	ETS-364
Test Number	EB6938	EB6938
Unit	uA	uA
Max Limit	100.9	100.9
Min Limit	98.9	98.9

krad	Serial #	Pre	Post	Delta
21	1	99.711	99.717	0.006
21	2	99.717	99.703	-0.014
21	3	99.965	99.887	-0.078
21	4	100.150	100.009	-0.141
21	5	99.994	99.994	0.000
20	6	100.193	100.092	-0.101
20	7	100.032	100.042	0.010
20	8	99.963	99.928	-0.035
20	9	100.173	100.090	-0.083
20	10	100.149	100.097	-0.052
31	11	99.711	99.650	-0.061
31	12	99.717	99.657	-0.060
31	13	99.965	99.815	-0.150
31	14	100.150	99.926	-0.224
31	15	99.994	99.956	-0.038
30	16	100.193	100.058	-0.135
30	17	100.032	100.019	-0.013
30	18	99.963	99.894	-0.069
30	19	100.173	100.076	-0.097
30	20	100.149	100.082	-0.067
51	21	100.189	100.137	-0.052
51	22	99.884	99.811	-0.073
51	23	100.030	99.928	-0.102
51	24	99.765	99.639	-0.126
51	25	100.061	100.032	-0.029
50	26	99.972	99.924	-0.048
50	27	99.771	99.668	-0.103
50	28	100.120	100.076	-0.044
50	29	100.178	100.080	-0.098
50	30	100.215	100.177	-0.038
0	31	99.912	99.933	0.021
0	32	100.070	100.094	0.024
0	33	100.065	100.089	0.024
Max		100.215	100.177	0.024
Average		100.010	99.948	-0.062
Min		99.711	99.639	-0.224
Std Dev		0.161	0.159	0.056



28.162_ACCURACY/I_SS_SET		
Test Site	Dallas	
Tester	ETS-364	
Test Number	EB6938	
Max Limit	100.9	uA
Min Limit	98.9	uA

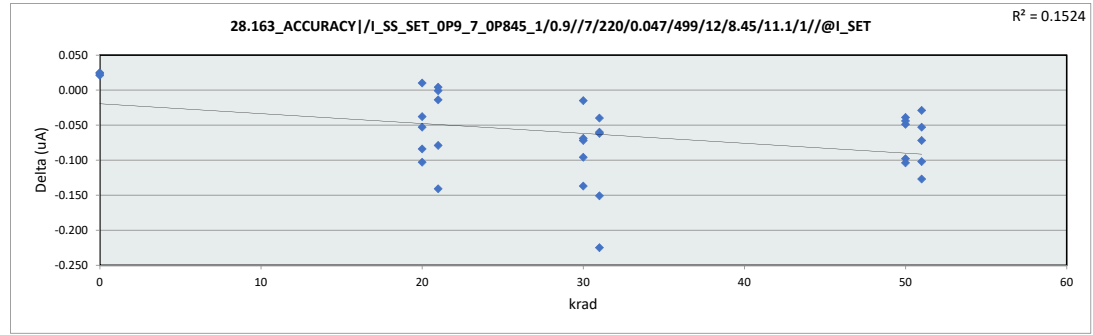
krad	0	20	21	30	31	50	51
LL	98.900	98.900	98.900	98.900	98.900	98.900	98.900
Min	99.933	99.928	99.703	99.894	99.650	99.668	99.639
Average	100.039	100.050	99.862	100.026	99.801	99.985	99.909
Max	100.094	100.097	100.009	100.082	99.956	100.177	100.137
UL	100.900	100.900	100.900	100.900	100.900	100.900	100.900



LDR Report  
TPS7H1111-SEP

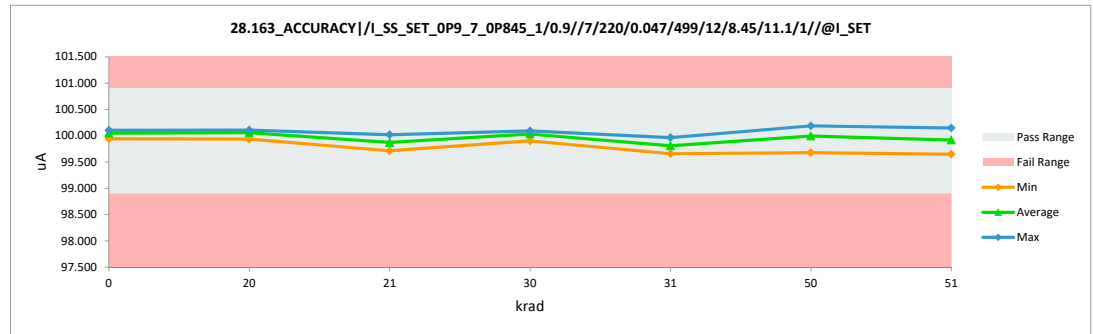
28.163_ACCURACY/I_SS_SET		
Test Site	Dallas	Dallas
Tester	ETS-364	ETS-364
Test Number	EB6938	EB6938
Unit	uA	uA
Max Limit	100.9	100.9
Min Limit	98.9	98.9

krad	Serial #	Pre	Post	Delta
21	1	99.721	99.725	0.004
21	2	99.725	99.711	-0.014
21	3	99.974	99.895	-0.079
21	4	100.159	100.018	-0.141
21	5	100.003	100.002	-0.001
20	6	100.203	100.100	-0.103
20	7	100.040	100.050	0.010
20	8	99.972	99.934	-0.038
20	9	100.182	100.098	-0.084
20	10	100.159	100.106	-0.053
31	11	99.721	99.659	-0.062
31	12	99.725	99.665	-0.060
31	13	99.974	99.823	-0.151
31	14	100.159	99.934	-0.225
31	15	100.003	99.963	-0.040
30	16	100.203	100.066	-0.137
30	17	100.040	100.025	-0.015
30	18	99.972	99.900	-0.072
30	19	100.182	100.086	-0.096
30	20	100.159	100.090	-0.069
51	21	100.199	100.146	-0.053
51	22	99.891	99.819	-0.072
51	23	100.037	99.935	-0.102
51	24	99.774	99.647	-0.127
51	25	100.069	100.040	-0.029
50	26	99.979	99.930	-0.049
50	27	99.780	99.676	-0.104
50	28	100.130	100.086	-0.044
50	29	100.187	100.089	-0.098
50	30	100.226	100.187	-0.039
0	31	99.921	99.942	0.021
0	32	100.079	100.102	0.023
0	33	100.073	100.098	0.025
	Max	100.226	100.187	0.025
	Average	100.019	99.956	-0.063
	Min	99.721	99.647	-0.225
	Std Dev	0.161	0.159	0.056



28.163_ACCURACY/I_SS_SET		
Test Site	Dallas	
Tester	ETS-364	
Test Number	EB6938	
Max Limit	100.9	uA
Min Limit	98.9	uA

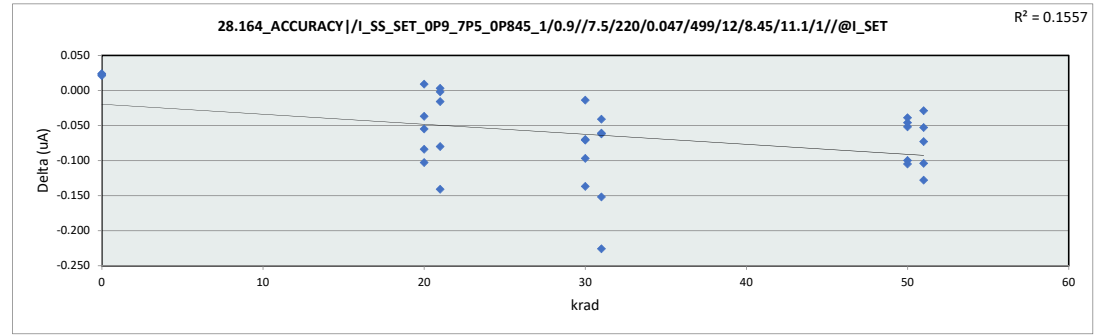
krad	0	20	21	30	31	50	51
LL	98.900	98.900	98.900	98.900	98.900	98.900	98.900
Min	99.942	99.934	99.711	99.900	99.659	99.676	99.647
Average	100.047	100.058	99.870	100.033	99.809	99.994	99.917
Max	100.102	100.106	100.018	100.090	99.963	100.187	100.146
UL	100.900	100.900	100.900	100.900	100.900	100.900	100.900



LDR Report  
TPS7H1111-SEP

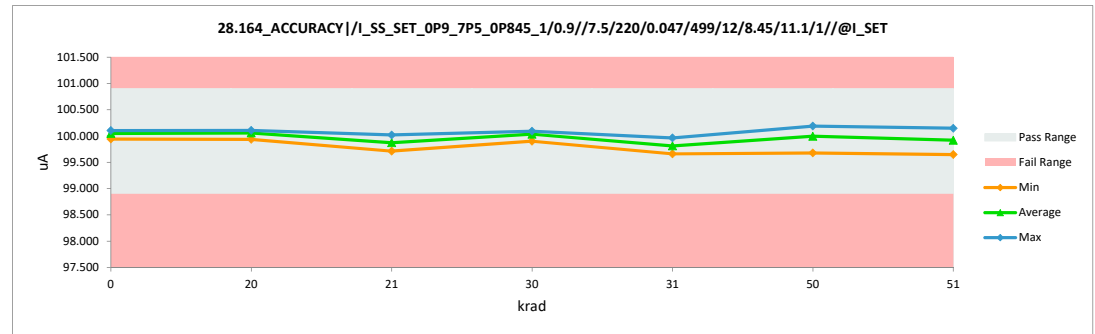
28.164_ACCURACY /I_SS_SET		
Test Site	Dallas	Dallas
Tester	ETS-364	ETS-364
Test Number	EB6938	EB6938
Unit	uA	uA
Max Limit	100.9	100.9
Min Limit	98.9	98.9

krad	Serial #	Pre	Post	Delta
21	1	99.722	99.725	0.003
21	2	99.728	99.712	-0.016
21	3	99.976	99.896	-0.080
21	4	100.160	100.019	-0.141
21	5	100.005	100.003	-0.002
20	6	100.204	100.101	-0.103
20	7	100.041	100.050	0.009
20	8	99.972	99.935	-0.037
20	9	100.183	100.099	-0.084
20	10	100.161	100.106	-0.055
31	11	99.722	99.660	-0.062
31	12	99.728	99.667	-0.061
31	13	99.976	99.824	-0.152
31	14	100.160	99.934	-0.226
31	15	100.005	99.964	-0.041
30	16	100.204	100.067	-0.137
30	17	100.041	100.027	-0.014
30	18	99.972	99.901	-0.071
30	19	100.183	100.086	-0.097
30	20	100.161	100.091	-0.070
51	21	100.200	100.147	-0.053
51	22	99.893	99.820	-0.073
51	23	100.039	99.935	-0.104
51	24	99.776	99.648	-0.128
51	25	100.070	100.041	-0.029
50	26	99.982	99.930	-0.052
50	27	99.781	99.676	-0.105
50	28	100.132	100.086	-0.046
50	29	100.190	100.090	-0.100
50	30	100.228	100.189	-0.039
0	31	99.922	99.943	0.021
0	32	100.080	100.103	0.023
0	33	100.075	100.099	0.024
	Max	100.228	100.189	0.024
	Average	100.020	99.957	-0.064
	Min	99.722	99.648	-0.226
	Std Dev	0.161	0.159	0.056



28.164_ACCURACY /I_SS_SET		
Test Site	Dallas	
Tester	ETS-364	
Test Number	EB6938	
Max Limit	100.9	uA
Min Limit	98.9	uA

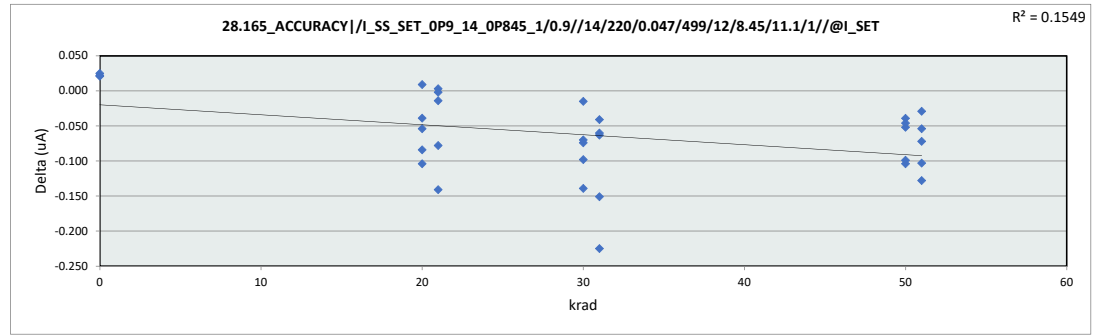
krad	0	20	21	30	31	50	51
LL	98.900	98.900	98.900	98.900	98.900	98.900	98.900
Min	99.943	99.935	99.712	99.901	99.660	99.676	99.648
Average	100.048	100.058	99.871	100.034	99.810	99.994	99.918
Max	100.103	100.106	100.019	100.091	99.964	100.189	100.147
UL	100.900	100.900	100.900	100.900	100.900	100.900	100.900



LDR Report  
TPS7H1111-SEP

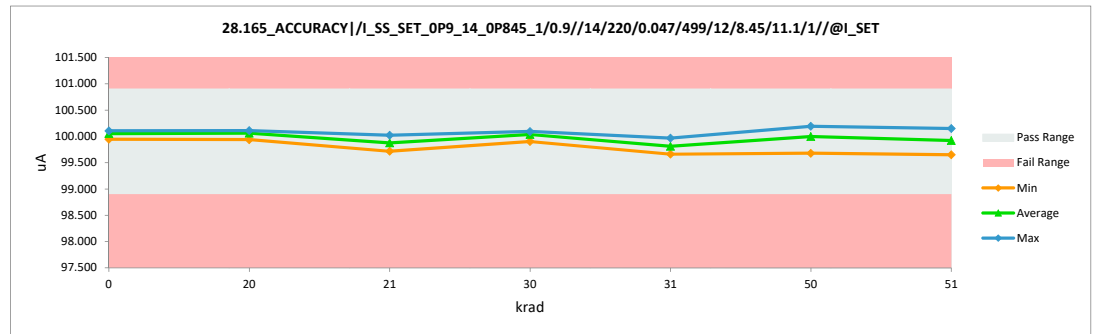
28.165_ACCURACY/I_SS_SET		
Test Site	Dallas	Dallas
Tester	ETS-364	ETS-364
Test Number	EB6938	EB6938
Unit	uA	uA
Max Limit	100.9	100.9
Min Limit	98.9	98.9

krad	Serial #	Pre	Post	Delta
21	1	99.726	99.729	0.003
21	2	99.731	99.717	-0.014
21	3	99.979	99.901	-0.078
21	4	100.163	100.022	-0.141
21	5	100.009	100.007	-0.002
20	6	100.208	100.104	-0.104
20	7	100.045	100.054	0.009
20	8	99.978	99.939	-0.039
20	9	100.187	100.103	-0.084
20	10	100.164	100.110	-0.054
31	11	99.726	99.663	-0.063
31	12	99.731	99.671	-0.060
31	13	99.979	99.828	-0.151
31	14	100.163	99.938	-0.225
31	15	100.009	99.968	-0.041
30	16	100.208	100.069	-0.139
30	17	100.045	100.030	-0.015
30	18	99.978	99.904	-0.074
30	19	100.187	100.089	-0.098
30	20	100.164	100.094	-0.070
51	21	100.204	100.150	-0.054
51	22	99.896	99.824	-0.072
51	23	100.042	99.939	-0.103
51	24	99.780	99.652	-0.128
51	25	100.073	100.044	-0.029
50	26	99.985	99.933	-0.052
50	27	99.784	99.680	-0.104
50	28	100.135	100.089	-0.046
50	29	100.193	100.094	-0.099
50	30	100.231	100.192	-0.039
0	31	99.926	99.947	0.021
0	32	100.084	100.106	0.022
0	33	100.078	100.103	0.025
	Max	100.231	100.192	0.025
	Average	100.024	99.960	-0.064
	Min	99.726	99.652	-0.225
	Std Dev	0.161	0.159	0.056



28.165_ACCURACY/I_SS_SET		
Test Site	Dallas	
Tester	ETS-364	
Test Number	EB6938	
Max Limit	100.9	uA
Min Limit	98.9	uA

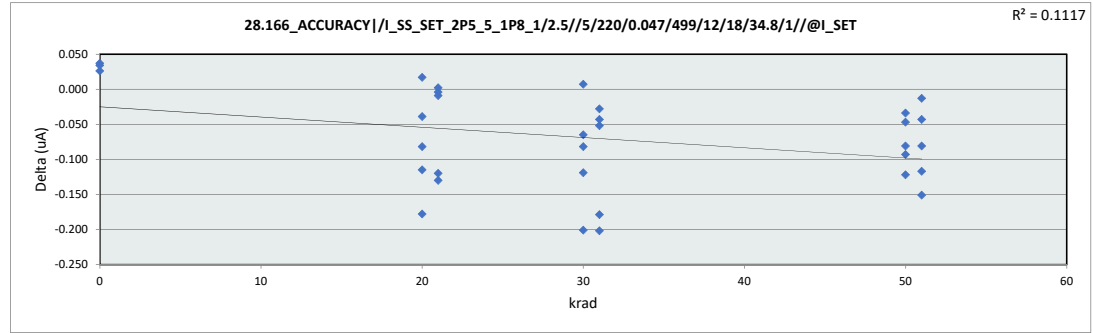
krad	0	20	21	30	31	50	51
LL	98.900	98.900	98.900	98.900	98.900	98.900	98.900
Min	99.947	99.939	99.717	99.904	99.663	99.680	99.652
Average	100.052	100.062	99.875	100.037	99.814	99.998	99.922
Max	100.106	100.110	100.022	100.094	99.968	100.192	100.150
UL	100.900	100.900	100.900	100.900	100.900	100.900	100.900



LDR Report  
TPS7H1111-SEP

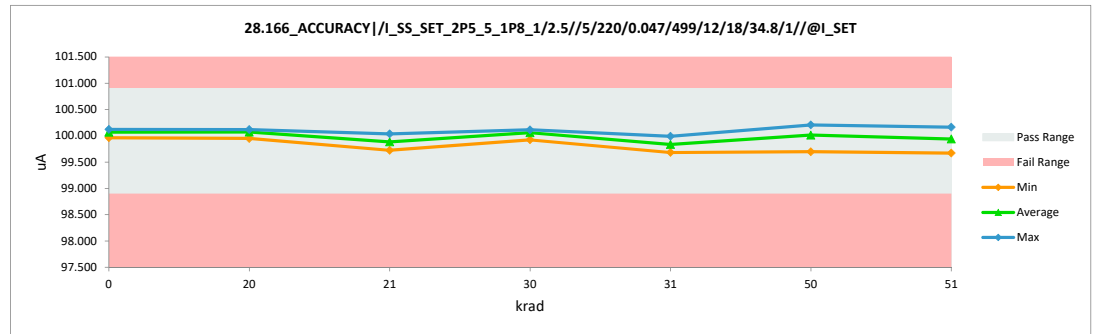
28.166_ACCURACY /I_SS_SET		
Test Site	Dallas	Dallas
Tester	ETS-364	ETS-364
Test Number	EB6938	EB6938
Unit	uA	uA
Max Limit	100.9	100.9
Min Limit	98.9	98.9

krad	Serial #	Pre	Post	Delta
21	1	99.735	99.737	0.002
21	2	99.733	99.724	-0.009
21	3	100.028	99.908	-0.120
21	4	100.165	100.035	-0.130
21	5	100.018	100.014	-0.004
20	6	100.292	100.114	-0.178
20	7	100.046	100.063	0.017
20	8	99.988	99.949	-0.039
20	9	100.195	100.113	-0.082
20	10	100.233	100.118	-0.115
31	11	99.735	99.683	-0.052
31	12	99.733	99.690	-0.043
31	13	100.028	99.849	-0.179
31	14	100.165	99.963	-0.202
31	15	100.018	99.990	-0.028
30	16	100.292	100.091	-0.201
30	17	100.046	100.053	0.007
30	18	99.988	99.923	-0.065
30	19	100.195	100.113	-0.082
30	20	100.233	100.114	-0.119
51	21	100.207	100.164	-0.043
51	22	99.989	99.838	-0.151
51	23	100.039	99.958	-0.081
51	24	99.789	99.672	-0.117
51	25	100.075	100.062	-0.013
50	26	99.997	99.950	-0.047
50	27	99.790	99.697	-0.093
50	28	100.226	100.104	-0.122
50	29	100.190	100.109	-0.081
50	30	100.240	100.206	-0.034
0	31	99.928	99.962	0.034
0	32	100.095	100.121	0.026
0	33	100.082	100.119	0.037
	Max	100.292	100.206	0.037
	Average	100.046	99.976	-0.070
	Min	99.733	99.672	-0.202
	Std Dev	0.171	0.158	0.068



28.166_ACCURACY /I_SS_SET		
Test Site	Dallas	
Tester	ETS-364	
Test Number	EB6938	
Max Limit	100.9	uA
Min Limit	98.9	uA

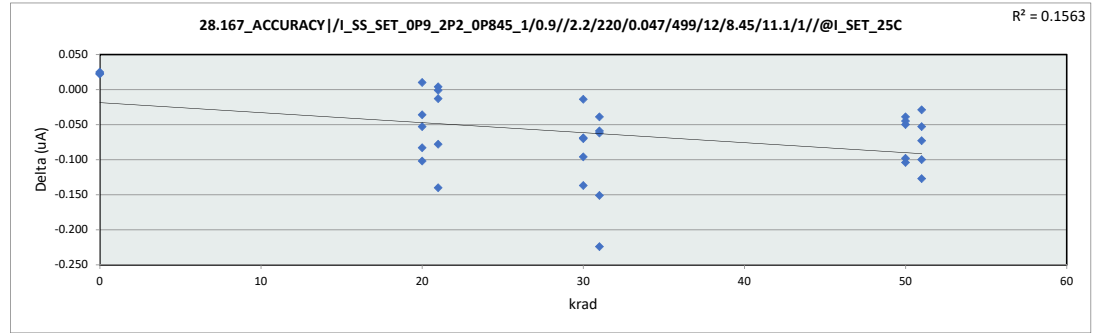
krad	0	20	21	30	31	50	51
LL	98.900	98.900	98.900	98.900	98.900	98.900	98.900
Min	99.962	99.949	99.724	99.923	99.683	99.697	99.672
Average	100.067	100.071	99.884	100.059	99.835	100.013	99.939
Max	100.121	100.118	100.035	100.114	99.990	100.206	100.164
UL	100.900	100.900	100.900	100.900	100.900	100.900	100.900



LDR Report  
TPS7H1111-SEP

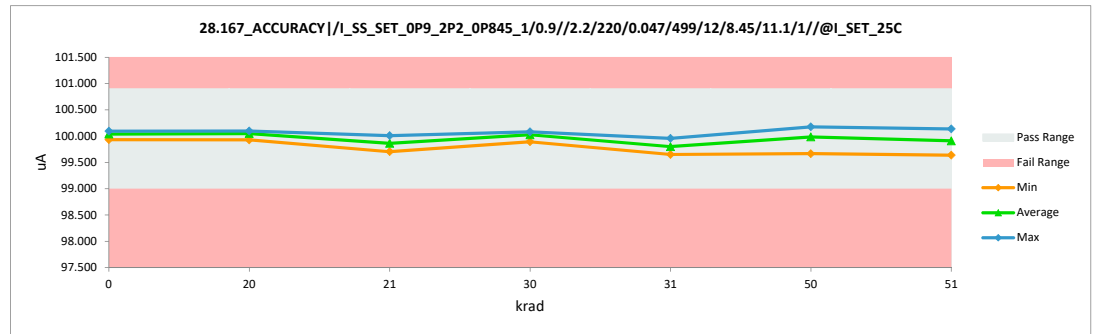
28.167_ACCURACY /I_SS_SET		
Test Site	Dallas	Dallas
Tester	ETS-364	ETS-364
Test Number	EB6938	EB6938
Unit	uA	uA
Max Limit	100.9	100.9
Min Limit	99	99

krad	Serial #	Pre	Post	Delta
21	1	99.712	99.716	0.004
21	2	99.717	99.704	-0.013
21	3	99.965	99.887	-0.078
21	4	100.149	100.009	-0.140
21	5	99.995	99.994	-0.001
20	6	100.194	100.092	-0.102
20	7	100.031	100.041	0.010
20	8	99.963	99.927	-0.036
20	9	100.172	100.089	-0.083
20	10	100.150	100.097	-0.053
31	11	99.712	99.650	-0.062
31	12	99.717	99.658	-0.059
31	13	99.965	99.814	-0.151
31	14	100.149	99.925	-0.224
31	15	99.995	99.956	-0.039
30	16	100.194	100.057	-0.137
30	17	100.031	100.017	-0.014
30	18	99.963	99.893	-0.070
30	19	100.172	100.076	-0.096
30	20	100.150	100.081	-0.069
51	21	100.189	100.136	-0.053
51	22	99.884	99.811	-0.073
51	23	100.028	99.928	-0.100
51	24	99.765	99.638	-0.127
51	25	100.061	100.032	-0.029
50	26	99.973	99.923	-0.050
50	27	99.770	99.666	-0.104
50	28	100.120	100.075	-0.045
50	29	100.177	100.079	-0.098
50	30	100.215	100.176	-0.039
0	31	99.912	99.934	0.022
0	32	100.071	100.094	0.023
0	33	100.064	100.089	0.025
Max		100.215	100.176	0.025
Average		100.010	99.947	-0.062
Min		99.712	99.638	-0.224
Std Dev		0.161	0.159	0.056



28.167_ACCURACY /I_SS_SET		
Test Site	Dallas	
Tester	ETS-364	
Test Number	EB6938	
Max Limit	100.9	uA
Min Limit	99	uA

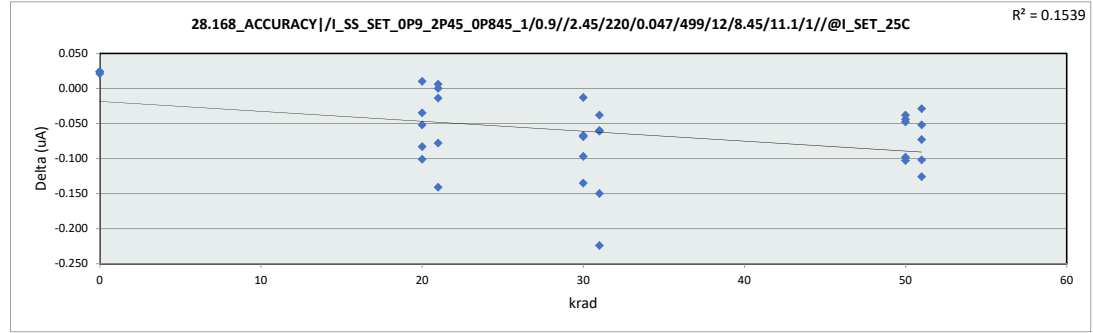
krad	0	20	21	30	31	50	51
LL	99.000	99.000	99.000	99.000	99.000	99.000	99.000
Min	99.934	99.927	99.704	99.893	99.650	99.666	99.638
Average	100.039	100.049	99.862	100.025	99.801	99.984	99.909
Max	100.094	100.097	100.009	100.081	99.956	100.176	100.136
UL	100.900	100.900	100.900	100.900	100.900	100.900	100.900



LDR Report  
TPS7H1111-SEP

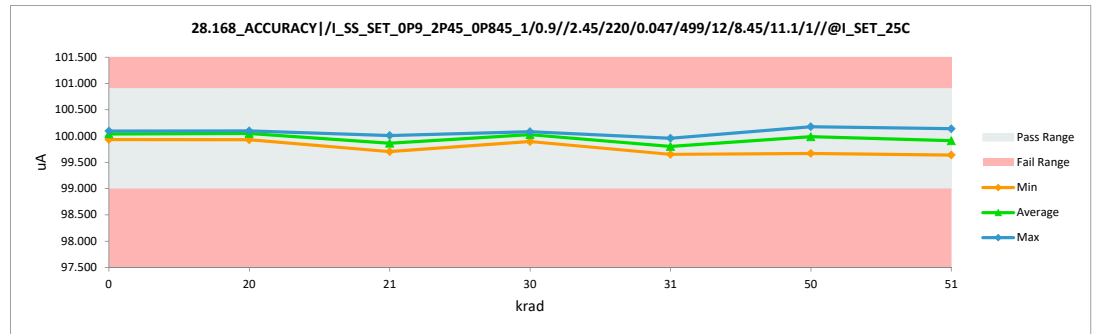
28.168_ACCURACY /I_SS_SET		
Test Site	Dallas	Dallas
Tester	ETS-364	ETS-364
Test Number	EB6938	EB6938
Unit	uA	uA
Max Limit	100.9	100.9
Min Limit	99	99

krad	Serial #	Pre	Post	Delta
21	1	99.711	99.717	0.006
21	2	99.717	99.703	-0.014
21	3	99.965	99.887	-0.078
21	4	100.150	100.009	-0.141
21	5	99.994	99.994	0.000
20	6	100.193	100.092	-0.101
20	7	100.032	100.042	0.010
20	8	99.963	99.928	-0.035
20	9	100.173	100.090	-0.083
20	10	100.149	100.097	-0.052
31	11	99.711	99.650	-0.061
31	12	99.717	99.657	-0.060
31	13	99.965	99.815	-0.150
31	14	100.150	99.926	-0.224
31	15	99.994	99.956	-0.038
30	16	100.193	100.058	-0.135
30	17	100.032	100.019	-0.013
30	18	99.963	99.894	-0.069
30	19	100.173	100.076	-0.097
30	20	100.149	100.082	-0.067
51	21	100.189	100.137	-0.052
51	22	99.884	99.811	-0.073
51	23	100.030	99.928	-0.102
51	24	99.765	99.639	-0.126
51	25	100.061	100.032	-0.029
50	26	99.972	99.924	-0.048
50	27	99.771	99.668	-0.103
50	28	100.120	100.076	-0.044
50	29	100.178	100.080	-0.098
50	30	100.215	100.177	-0.038
0	31	99.912	99.933	0.021
0	32	100.070	100.094	0.024
0	33	100.065	100.089	0.024
Max		100.215	100.177	0.024
Average		100.010	99.948	-0.062
Min		99.711	99.639	-0.224
Std Dev		0.161	0.159	0.056



28.168_ACCURACY /I_SS_SET		
Test Site	Dallas	
Tester	ETS-364	
Test Number	EB6938	
Max Limit	100.9	uA
Min Limit	99	uA

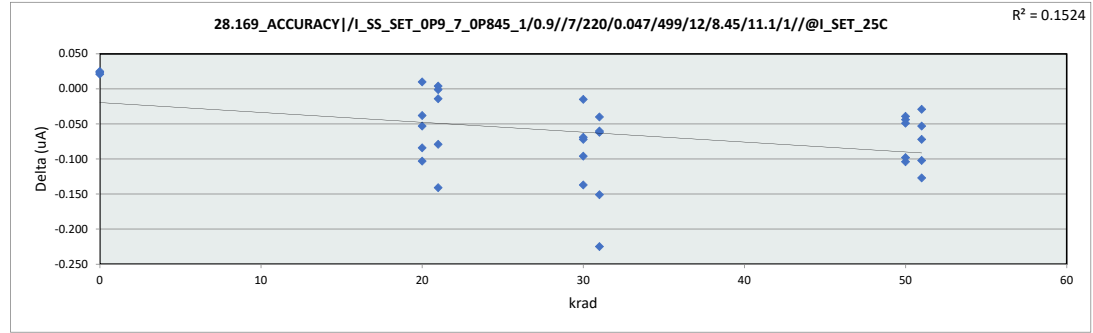
krad	0	20	21	30	31	50	51
LL	99.000	99.000	99.000	99.000	99.000	99.000	99.000
Min	99.933	99.928	99.703	99.894	99.650	99.668	99.639
Average	100.039	100.050	99.862	100.026	99.801	99.985	99.909
Max	100.094	100.097	100.009	100.082	99.956	100.177	100.137
UL	100.900	100.900	100.900	100.900	100.900	100.900	100.900



LDR Report  
TPS7H1111-SEP

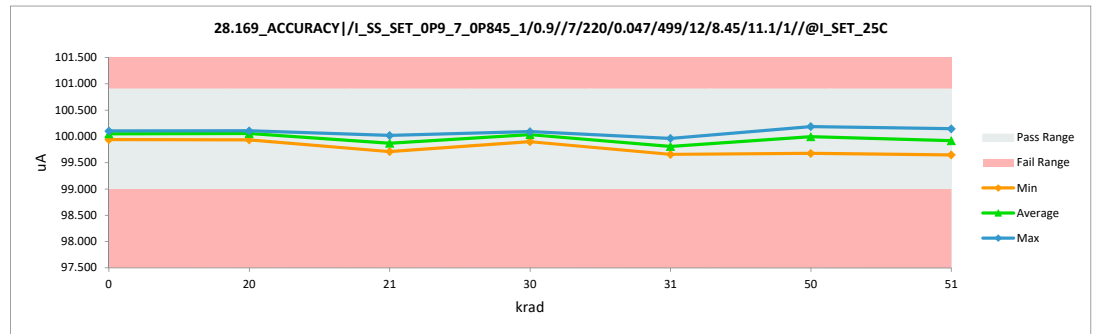
28.169_ACCURACY /I_SS_SET		
Test Site	Dallas	Dallas
Tester	ETS-364	ETS-364
Test Number	EB6938	EB6938
Unit	uA	uA
Max Limit	100.9	100.9
Min Limit	99	99

krad	Serial #	Pre	Post	Delta
21	1	99.721	99.725	0.004
21	2	99.725	99.711	-0.014
21	3	99.974	99.895	-0.079
21	4	100.159	100.018	-0.141
21	5	100.003	100.002	-0.001
20	6	100.203	100.100	-0.103
20	7	100.040	100.050	0.010
20	8	99.972	99.934	-0.038
20	9	100.182	100.098	-0.084
20	10	100.159	100.106	-0.053
31	11	99.721	99.659	-0.062
31	12	99.725	99.665	-0.060
31	13	99.974	99.823	-0.151
31	14	100.159	99.934	-0.225
31	15	100.003	99.963	-0.040
30	16	100.203	100.066	-0.137
30	17	100.040	100.025	-0.015
30	18	99.972	99.900	-0.072
30	19	100.182	100.086	-0.096
30	20	100.159	100.090	-0.069
51	21	100.199	100.146	-0.053
51	22	99.891	99.819	-0.072
51	23	100.037	99.935	-0.102
51	24	99.774	99.647	-0.127
51	25	100.069	100.040	-0.029
50	26	99.979	99.930	-0.049
50	27	99.780	99.676	-0.104
50	28	100.130	100.086	-0.044
50	29	100.187	100.089	-0.098
50	30	100.226	100.187	-0.039
0	31	99.921	99.942	0.021
0	32	100.079	100.102	0.023
0	33	100.073	100.098	0.025
	Max	100.226	100.187	0.025
	Average	100.019	99.956	-0.063
	Min	99.721	99.647	-0.225
	Std Dev	0.161	0.159	0.056



28.169_ACCURACY /I_SS_SET		
Test Site	Dallas	
Tester	ETS-364	
Test Number	EB6938	
Max Limit	100.9	uA
Min Limit	99	uA

krad	0	20	21	30	31	50	51
LL	99.000	99.000	99.000	99.000	99.000	99.000	99.000
Min	99.942	99.934	99.711	99.900	99.659	99.676	99.647
Average	100.047	100.058	99.870	100.033	99.809	99.994	99.917
Max	100.102	100.106	100.018	100.090	99.963	100.187	100.146
UL	100.900	100.900	100.900	100.900	100.900	100.900	100.900

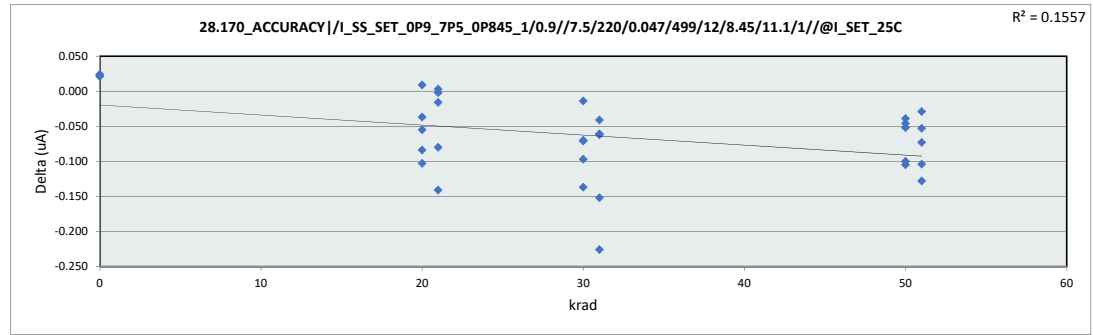




LDR Report  
TPS7H1111-SEP

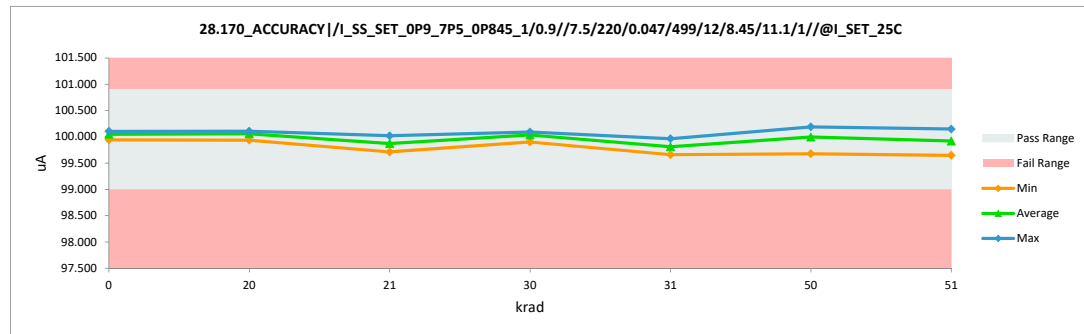
28.170_ACCURACY /I_SS_SET		
Test Site	Dallas	Dallas
Tester	ETS-364	ETS-364
Test Number	EB6938	EB6938
Unit	uA	uA
Max Limit	100.9	100.9
Min Limit	99	99

krad	Serial #	Pre	Post	Delta
21	1	99.722	99.725	0.003
21	2	99.728	99.712	-0.016
21	3	99.976	99.896	-0.080
21	4	100.160	100.019	-0.141
21	5	100.005	100.003	-0.002
20	6	100.204	100.101	-0.103
20	7	100.041	100.050	0.009
20	8	99.972	99.935	-0.037
20	9	100.183	100.099	-0.084
20	10	100.161	100.106	-0.055
31	11	99.722	99.660	-0.062
31	12	99.728	99.667	-0.061
31	13	99.976	99.824	-0.152
31	14	100.160	99.934	-0.226
31	15	100.005	99.964	-0.041
30	16	100.204	100.067	-0.137
30	17	100.041	100.027	-0.014
30	18	99.972	99.901	-0.071
30	19	100.183	100.086	-0.097
30	20	100.161	100.091	-0.070
51	21	100.200	100.147	-0.053
51	22	99.893	99.820	-0.073
51	23	100.039	99.935	-0.104
51	24	99.776	99.648	-0.128
51	25	100.070	100.041	-0.029
50	26	99.982	99.930	-0.052
50	27	99.781	99.676	-0.105
50	28	100.132	100.086	-0.046
50	29	100.190	100.090	-0.100
50	30	100.228	100.189	-0.039
0	31	99.922	99.943	0.021
0	32	100.080	100.103	0.023
0	33	100.075	100.099	0.024
	Max	100.228	100.189	0.024
	Average	100.020	99.957	-0.064
	Min	99.722	99.648	-0.226
	Std Dev	0.161	0.159	0.056



28.170_ACCURACY /I_SS_SET		
Test Site	Dallas	
Tester	ETS-364	
Test Number	EB6938	
Max Limit	100.9	uA
Min Limit	99	uA

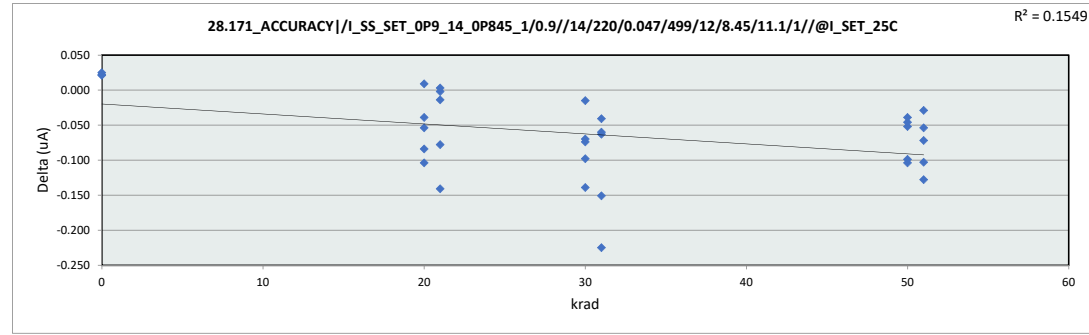
krad	0	20	21	30	31	50	51
LL	99.000	99.000	99.000	99.000	99.000	99.000	99.000
Min	99.943	99.935	99.712	99.901	99.660	99.676	99.648
Average	100.048	100.058	99.871	100.034	99.810	99.994	99.918
Max	100.103	100.106	100.019	100.091	99.964	100.189	100.147
UL	100.900	100.900	100.900	100.900	100.900	100.900	100.900



LDR Report  
TPS7H1111-SEP

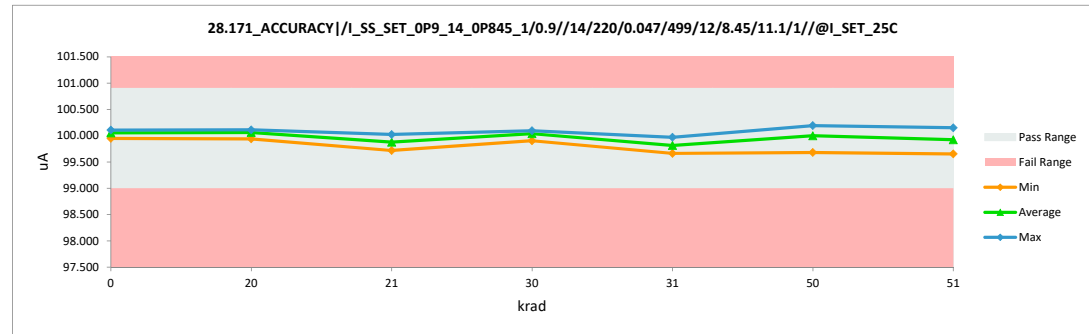
28.171_ACCURACY/I_SS_SET		
Test Site	Dallas	Dallas
Tester	ETS-364	ETS-364
Test Number	EB6938	EB6938
Unit	uA	uA
Max Limit	100.9	100.9
Min Limit	99	99

krad	Serial #	Pre	Post	Delta
21	1	99.726	99.729	0.003
21	2	99.731	99.717	-0.014
21	3	99.979	99.901	-0.078
21	4	100.163	100.022	-0.141
21	5	100.009	100.007	-0.002
20	6	100.208	100.104	-0.104
20	7	100.045	100.054	0.009
20	8	99.978	99.939	-0.039
20	9	100.187	100.103	-0.084
20	10	100.164	100.110	-0.054
31	11	99.726	99.663	-0.063
31	12	99.731	99.671	-0.060
31	13	99.979	99.828	-0.151
31	14	100.163	99.938	-0.225
31	15	100.009	99.968	-0.041
30	16	100.208	100.069	-0.139
30	17	100.045	100.030	-0.015
30	18	99.978	99.904	-0.074
30	19	100.187	100.089	-0.098
30	20	100.164	100.094	-0.070
51	21	100.204	100.150	-0.054
51	22	99.896	99.824	-0.072
51	23	100.042	99.939	-0.103
51	24	99.780	99.652	-0.128
51	25	100.073	100.044	-0.029
50	26	99.985	99.933	-0.052
50	27	99.784	99.680	-0.104
50	28	100.135	100.089	-0.046
50	29	100.193	100.094	-0.099
50	30	100.231	100.192	-0.039
0	31	99.926	99.947	0.021
0	32	100.084	100.106	0.022
0	33	100.078	100.103	0.025
	Max	100.231	100.192	0.025
	Average	100.024	99.960	-0.064
	Min	99.726	99.652	-0.225
	Std Dev	0.161	0.159	0.056



28.171_ACCURACY/I_SS_SET		
Test Site	Dallas	
Tester	ETS-364	
Test Number	EB6938	
Max Limit	100.9	uA
Min Limit	99	uA

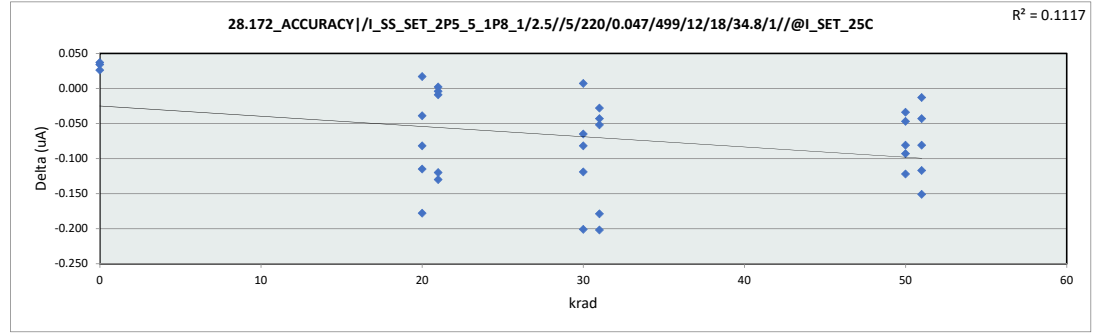
krad	0	20	21	30	31	50	51
LL	99.000	99.000	99.000	99.000	99.000	99.000	99.000
Min	99.947	99.939	99.717	99.904	99.663	99.680	99.652
Average	100.052	100.062	99.875	100.037	99.814	99.998	99.922
Max	100.106	100.110	100.022	100.094	99.968	100.192	100.150
UL	100.900	100.900	100.900	100.900	100.900	100.900	100.900



LDR Report  
TPS7H1111-SEP

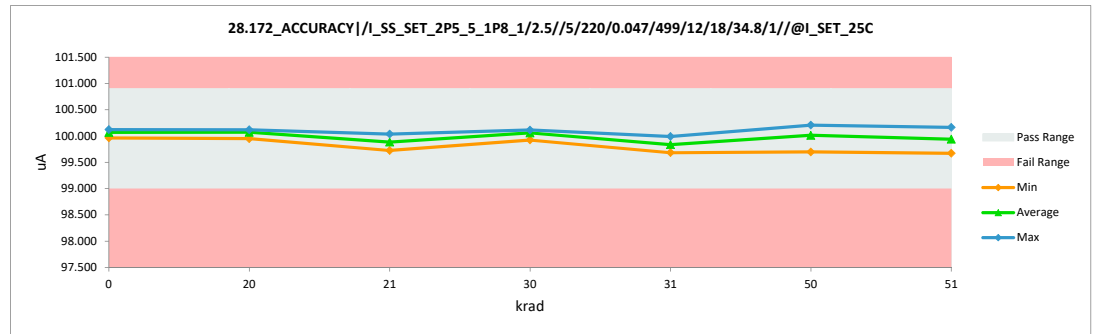
28.172_ACCURACY /I_SS_SET		
Test Site	Dallas	Dallas
Tester	ETS-364	ETS-364
Test Number	EB6938	EB6938
Unit	uA	uA
Max Limit	100.9	100.9
Min Limit	99	99

krad	Serial #	Pre	Post	Delta
21	1	99.735	99.737	0.002
21	2	99.733	99.724	-0.009
21	3	100.028	99.908	-0.120
21	4	100.165	100.035	-0.130
21	5	100.018	100.014	-0.004
20	6	100.292	100.114	-0.178
20	7	100.046	100.063	0.017
20	8	99.988	99.949	-0.039
20	9	100.195	100.113	-0.082
20	10	100.233	100.118	-0.115
31	11	99.735	99.683	-0.052
31	12	99.733	99.690	-0.043
31	13	100.028	99.849	-0.179
31	14	100.165	99.963	-0.202
31	15	100.018	99.990	-0.028
30	16	100.292	100.091	-0.201
30	17	100.046	100.053	0.007
30	18	99.988	99.923	-0.065
30	19	100.195	100.113	-0.082
30	20	100.233	100.114	-0.119
51	21	100.207	100.164	-0.043
51	22	99.989	99.838	-0.151
51	23	100.039	99.958	-0.081
51	24	99.789	99.672	-0.117
51	25	100.075	100.062	-0.013
50	26	99.997	99.950	-0.047
50	27	99.790	99.697	-0.093
50	28	100.226	100.104	-0.122
50	29	100.190	100.109	-0.081
50	30	100.240	100.206	-0.034
0	31	99.928	99.962	0.034
0	32	100.095	100.121	0.026
0	33	100.082	100.119	0.037
	Max	100.292	100.206	0.037
	Average	100.046	99.976	-0.070
	Min	99.733	99.672	-0.202
	Std Dev	0.171	0.158	0.068



28.172_ACCURACY /I_SS_SET		
Test Site	Dallas	
Tester	ETS-364	
Test Number	EB6938	
Max Limit	100.9	uA
Min Limit	99	uA

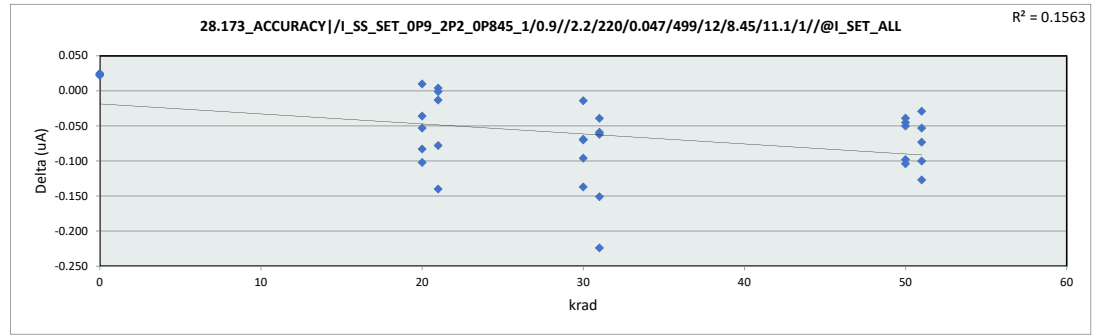
krad	0	20	21	30	31	50	51
LL	99.000	99.000	99.000	99.000	99.000	99.000	99.000
Min	99.962	99.949	99.724	99.923	99.683	99.697	99.672
Average	100.067	100.071	99.884	100.059	99.835	100.013	99.939
Max	100.121	100.118	100.035	100.114	99.990	100.206	100.164
UL	100.900	100.900	100.900	100.900	100.900	100.900	100.900



LDR Report  
TPS7H1111-SEP

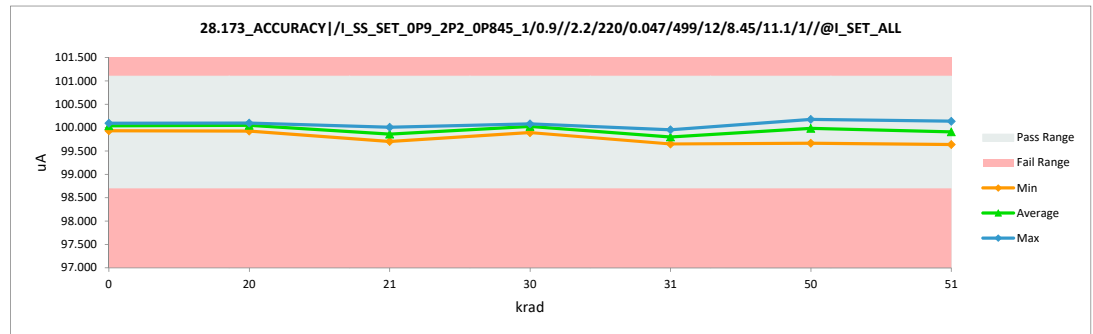
28.173_ACCURACY /I_SS_SET		
Test Site	Dallas	Dallas
Tester	ETS-364	ETS-364
Test Number	EB6938	EB6938
Unit	uA	uA
Max Limit	101.1	101.1
Min Limit	98.7	98.7

krad	Serial #	Pre	Post	Delta
21	1	99.712	99.716	0.004
21	2	99.717	99.704	-0.013
21	3	99.965	99.887	-0.078
21	4	100.149	100.009	-0.140
21	5	99.995	99.994	-0.001
20	6	100.194	100.092	-0.102
20	7	100.031	100.041	0.010
20	8	99.963	99.927	-0.036
20	9	100.172	100.089	-0.083
20	10	100.150	100.097	-0.053
31	11	99.712	99.650	-0.062
31	12	99.717	99.658	-0.059
31	13	99.965	99.814	-0.151
31	14	100.149	99.925	-0.224
31	15	99.995	99.956	-0.039
30	16	100.194	100.057	-0.137
30	17	100.031	100.017	-0.014
30	18	99.963	99.893	-0.070
30	19	100.172	100.076	-0.096
30	20	100.150	100.081	-0.069
51	21	100.189	100.136	-0.053
51	22	99.884	99.811	-0.073
51	23	100.028	99.928	-0.100
51	24	99.765	99.638	-0.127
51	25	100.061	100.032	-0.029
50	26	99.973	99.923	-0.050
50	27	99.770	99.666	-0.104
50	28	100.120	100.075	-0.045
50	29	100.177	100.079	-0.098
50	30	100.215	100.176	-0.039
0	31	99.912	99.934	0.022
0	32	100.071	100.094	0.023
0	33	100.064	100.089	0.025
Max		100.215	100.176	0.025
Average		100.010	99.947	-0.062
Min		99.712	99.638	-0.224
Std Dev		0.161	0.159	0.056



28.173_ACCURACY /I_SS_SET	
Test Site	Dallas
Tester	ETS-364
Test Number	EB6938
Max Limit	101.1 uA
Min Limit	98.7 uA

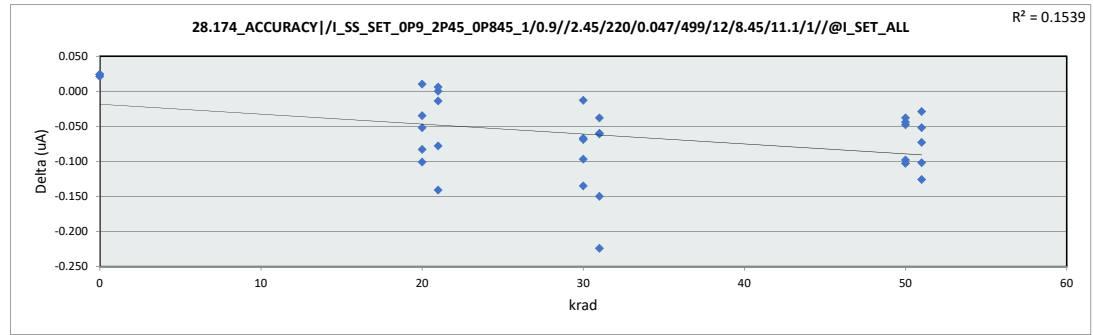
krad	0	20	21	30	31	50	51
LL	98.700	98.700	98.700	98.700	98.700	98.700	98.700
Min	99.934	99.927	99.704	99.893	99.650	99.666	99.638
Average	100.039	100.049	99.862	100.025	99.801	99.984	99.909
Max	100.094	100.097	100.009	100.081	99.956	100.176	100.136
UL	101.100	101.100	101.100	101.100	101.100	101.100	101.100



LDR Report  
TPS7H1111-SEP

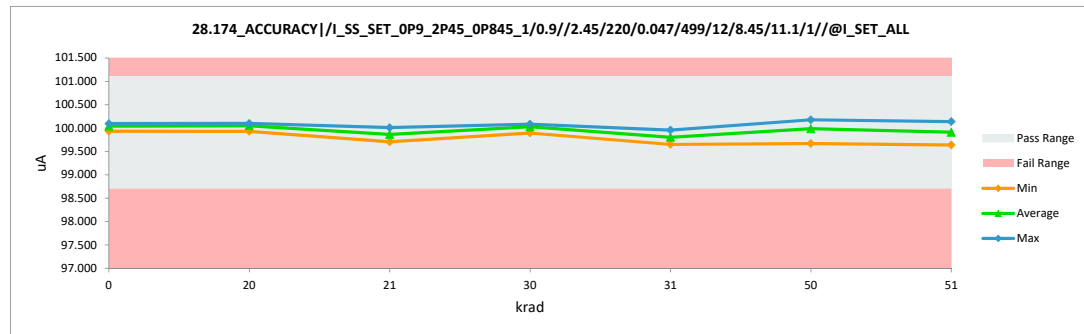
28.174_ACCURACY /I_SS_SET		
Test Site	Dallas	Dallas
Tester	ETS-364	ETS-364
Test Number	EB6938	EB6938
Unit	uA	uA
Max Limit	101.1	101.1
Min Limit	98.7	98.7

krad	Serial #	Pre	Post	Delta
21	1	99.711	99.717	0.006
21	2	99.717	99.703	-0.014
21	3	99.965	99.887	-0.078
21	4	100.150	100.009	-0.141
21	5	99.994	99.994	0.000
20	6	100.193	100.092	-0.101
20	7	100.032	100.042	0.010
20	8	99.963	99.928	-0.035
20	9	100.173	100.090	-0.083
20	10	100.149	100.097	-0.052
31	11	99.711	99.650	-0.061
31	12	99.717	99.657	-0.060
31	13	99.965	99.815	-0.150
31	14	100.150	99.926	-0.224
31	15	99.994	99.956	-0.038
30	16	100.193	100.058	-0.135
30	17	100.032	100.019	-0.013
30	18	99.963	99.894	-0.069
30	19	100.173	100.076	-0.097
30	20	100.149	100.082	-0.067
51	21	100.189	100.137	-0.052
51	22	99.884	99.811	-0.073
51	23	100.030	99.928	-0.102
51	24	99.765	99.639	-0.126
51	25	100.061	100.032	-0.029
50	26	99.972	99.924	-0.048
50	27	99.771	99.668	-0.103
50	28	100.120	100.076	-0.044
50	29	100.178	100.080	-0.098
50	30	100.215	100.177	-0.038
0	31	99.912	99.933	0.021
0	32	100.070	100.094	0.024
0	33	100.065	100.089	0.024
Max		100.215	100.177	0.024
Average		100.010	99.948	-0.062
Min		99.711	99.639	-0.224
Std Dev		0.161	0.159	0.056



28.174_ACCURACY /I_SS_SET	
Test Site	Dallas
Tester	ETS-364
Test Number	EB6938
Max Limit	101.1 uA
Min Limit	98.7 uA

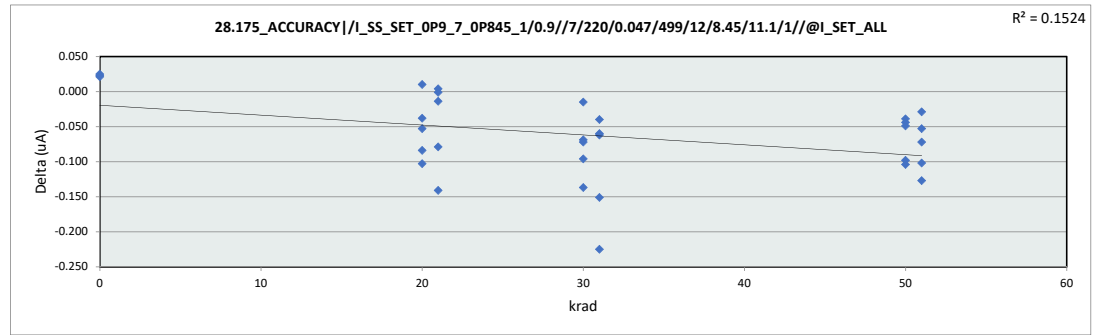
krad	0	20	21	30	31	50	51
LL	98.700	98.700	98.700	98.700	98.700	98.700	98.700
Min	99.933	99.928	99.703	99.894	99.650	99.668	99.639
Average	100.039	100.050	99.862	100.026	99.801	99.985	99.909
Max	100.094	100.097	100.009	100.082	99.956	100.177	100.137
UL	101.100	101.100	101.100	101.100	101.100	101.100	101.100



LDR Report  
TPS7H1111-SEP

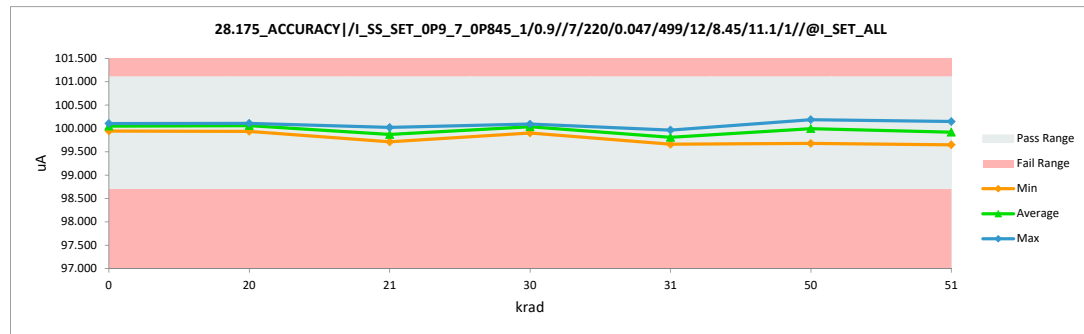
28.175_ACCURACY /I_SS_SET		
Test Site	Dallas	Dallas
Tester	ETS-364	ETS-364
Test Number	EB6938	EB6938
Unit	uA	uA
Max Limit	101.1	101.1
Min Limit	98.7	98.7

krad	Serial #	Pre	Post	Delta
21	1	99.721	99.725	0.004
21	2	99.725	99.711	-0.014
21	3	99.974	99.895	-0.079
21	4	100.159	100.018	-0.141
21	5	100.003	100.002	-0.001
20	6	100.203	100.100	-0.103
20	7	100.040	100.050	0.010
20	8	99.972	99.934	-0.038
20	9	100.182	100.098	-0.084
20	10	100.159	100.106	-0.053
31	11	99.721	99.659	-0.062
31	12	99.725	99.665	-0.060
31	13	99.974	99.823	-0.151
31	14	100.159	99.934	-0.225
31	15	100.003	99.963	-0.040
30	16	100.203	100.066	-0.137
30	17	100.040	100.025	-0.015
30	18	99.972	99.900	-0.072
30	19	100.182	100.086	-0.096
30	20	100.159	100.090	-0.069
51	21	100.199	100.146	-0.053
51	22	99.891	99.819	-0.072
51	23	100.037	99.935	-0.102
51	24	99.774	99.647	-0.127
51	25	100.069	100.040	-0.029
50	26	99.979	99.930	-0.049
50	27	99.780	99.676	-0.104
50	28	100.130	100.086	-0.044
50	29	100.187	100.089	-0.098
50	30	100.226	100.187	-0.039
0	31	99.921	99.942	0.021
0	32	100.079	100.102	0.023
0	33	100.073	100.098	0.025
	Max	100.226	100.187	0.025
	Average	100.019	99.956	-0.063
	Min	99.721	99.647	-0.225
	Std Dev	0.161	0.159	0.056



28.175_ACCURACY /I_SS_SET	
Test Site	Dallas
Tester	ETS-364
Test Number	EB6938
Max Limit	101.1 uA
Min Limit	98.7 uA

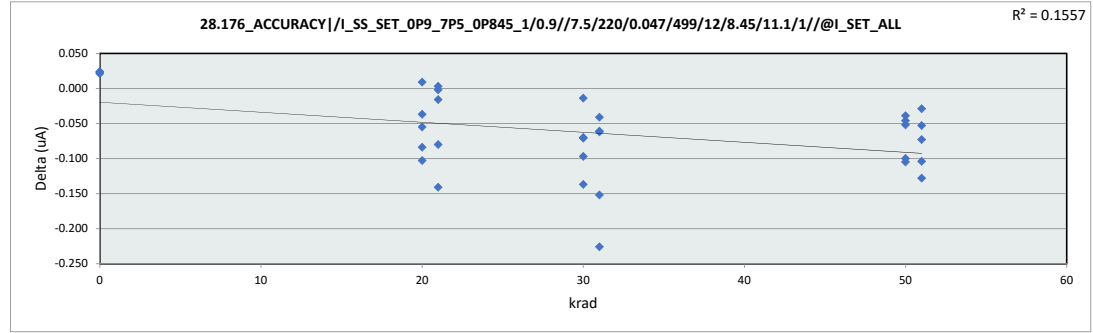
krad	0	20	21	30	31	50	51
LL	98.700	98.700	98.700	98.700	98.700	98.700	98.700
Min	99.942	99.934	99.711	99.900	99.659	99.676	99.647
Average	100.047	100.058	99.870	100.033	99.809	99.994	99.917
Max	100.102	100.106	100.018	100.090	99.963	100.187	100.146
UL	101.100	101.100	101.100	101.100	101.100	101.100	101.100



LDR Report  
TPS7H1111-SEP

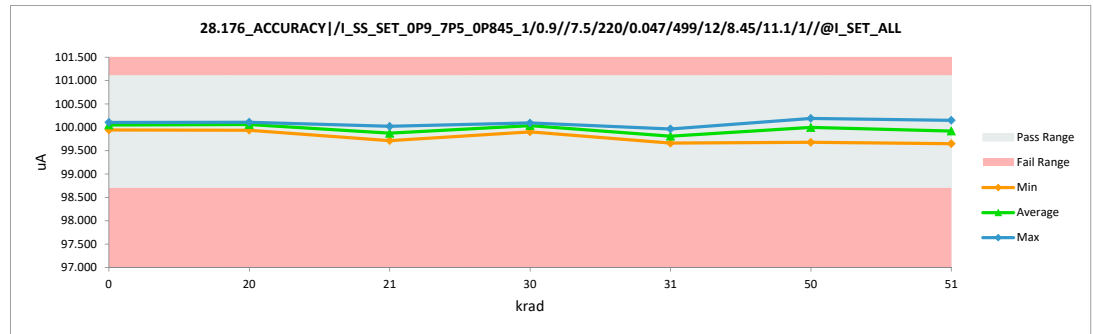
28.176_ACCURACY /I_SS_SET		
Test Site	Dallas	Dallas
Tester	ETS-364	ETS-364
Test Number	EB6938	EB6938
Unit	uA	uA
Max Limit	101.1	101.1
Min Limit	98.7	98.7

krad	Serial #	Pre	Post	Delta
21	1	99.722	99.725	0.003
21	2	99.728	99.712	-0.016
21	3	99.976	99.896	-0.080
21	4	100.160	100.019	-0.141
21	5	100.005	100.003	-0.002
20	6	100.204	100.101	-0.103
20	7	100.041	100.050	0.009
20	8	99.972	99.935	-0.037
20	9	100.183	100.099	-0.084
20	10	100.161	100.106	-0.055
31	11	99.722	99.660	-0.062
31	12	99.728	99.667	-0.061
31	13	99.976	99.824	-0.152
31	14	100.160	99.934	-0.226
31	15	100.005	99.964	-0.041
30	16	100.204	100.067	-0.137
30	17	100.041	100.027	-0.014
30	18	99.972	99.901	-0.071
30	19	100.183	100.086	-0.097
30	20	100.161	100.091	-0.070
51	21	100.200	100.147	-0.053
51	22	99.893	99.820	-0.073
51	23	100.039	99.935	-0.104
51	24	99.776	99.648	-0.128
51	25	100.070	100.041	-0.029
50	26	99.982	99.930	-0.052
50	27	99.781	99.676	-0.105
50	28	100.132	100.086	-0.046
50	29	100.190	100.090	-0.100
50	30	100.228	100.189	-0.039
0	31	99.922	99.943	0.021
0	32	100.080	100.103	0.023
0	33	100.075	100.099	0.024
	Max	100.228	100.189	0.024
	Average	100.020	99.957	-0.064
	Min	99.722	99.648	-0.226
	Std Dev	0.161	0.159	0.056



28.176_ACCURACY /I_SS_SET	
Test Site	Dallas
Tester	ETS-364
Test Number	EB6938
Max Limit	101.1 uA
Min Limit	98.7 uA

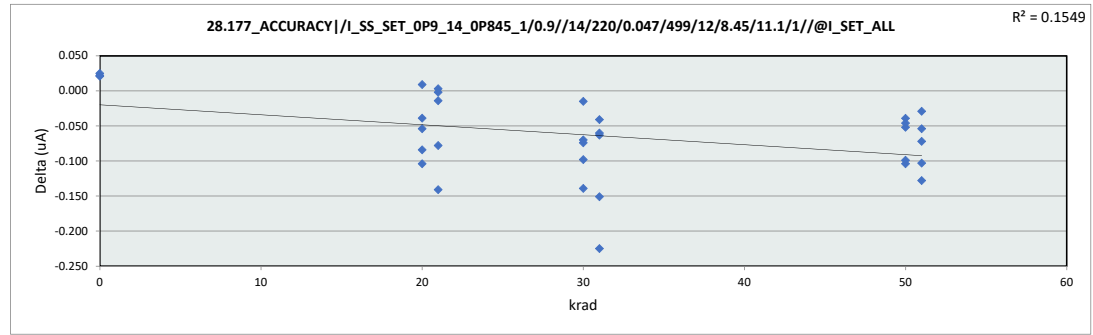
krad	0	20	21	30	31	50	51
LL	98.700	98.700	98.700	98.700	98.700	98.700	98.700
Min	99.943	99.935	99.712	99.901	99.660	99.676	99.648
Average	100.048	100.058	99.871	100.034	99.810	99.994	99.918
Max	100.103	100.106	100.019	100.091	99.964	100.189	100.147
UL	101.100	101.100	101.100	101.100	101.100	101.100	101.100



LDR Report  
TPS7H1111-SEP

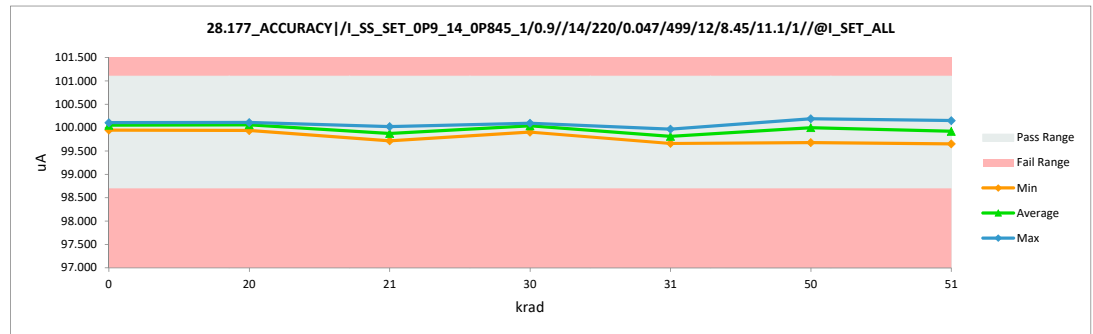
28.177_ACCURACY /I_SS_SET 0		
Test Site	Dallas	Dallas
Tester	ETS-364	ETS-364
Test Number	EB6938	EB6938
Unit	uA	uA
Max Limit	101.1	101.1
Min Limit	98.7	98.7

krad	Serial #	Pre	Post	Delta
21	1	99.726	99.729	0.003
21	2	99.731	99.717	-0.014
21	3	99.979	99.901	-0.078
21	4	100.163	100.022	-0.141
21	5	100.009	100.007	-0.002
20	6	100.208	100.104	-0.104
20	7	100.045	100.054	0.009
20	8	99.978	99.939	-0.039
20	9	100.187	100.103	-0.084
20	10	100.164	100.110	-0.054
31	11	99.726	99.663	-0.063
31	12	99.731	99.671	-0.060
31	13	99.979	99.828	-0.151
31	14	100.163	99.938	-0.225
31	15	100.009	99.968	-0.041
30	16	100.208	100.069	-0.139
30	17	100.045	100.030	-0.015
30	18	99.978	99.904	-0.074
30	19	100.187	100.089	-0.098
30	20	100.164	100.094	-0.070
51	21	100.204	100.150	-0.054
51	22	99.896	99.824	-0.072
51	23	100.042	99.939	-0.103
51	24	99.780	99.652	-0.128
51	25	100.073	100.044	-0.029
50	26	99.985	99.933	-0.052
50	27	99.784	99.680	-0.104
50	28	100.135	100.089	-0.046
50	29	100.193	100.094	-0.099
50	30	100.231	100.192	-0.039
0	31	99.926	99.947	0.021
0	32	100.084	100.106	0.022
0	33	100.078	100.103	0.025
	Max	100.231	100.192	0.025
	Average	100.024	99.960	-0.064
	Min	99.726	99.652	-0.225
	Std Dev	0.161	0.159	0.056



28.177_ACCURACY /I_SS_SET	
Test Site	Dallas
Tester	ETS-364
Test Number	EB6938
Max Limit	101.1 uA
Min Limit	98.7 uA

krad	0	20	21	30	31	50	51
LL	98.700	98.700	98.700	98.700	98.700	98.700	98.700
Min	99.947	99.939	99.717	99.904	99.663	99.680	99.652
Average	100.052	100.062	99.875	100.037	99.814	99.998	99.922
Max	100.106	100.110	100.022	100.094	99.968	100.192	100.150
UL	101.100	101.100	101.100	101.100	101.100	101.100	101.100

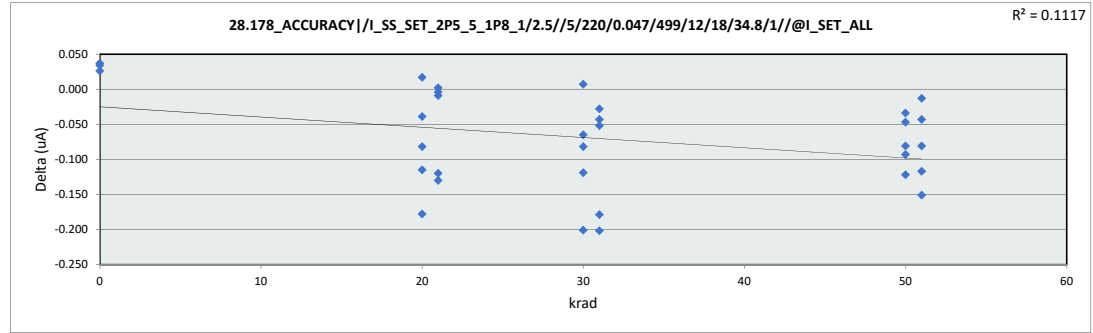




LDR Report  
TPS7H1111-SEP

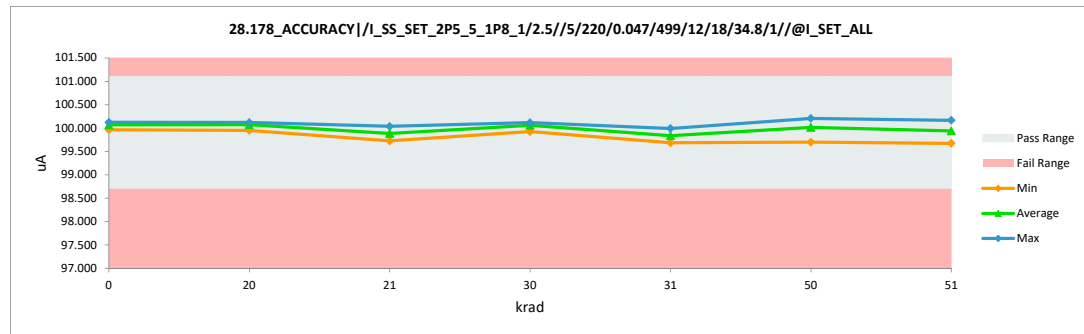
28.178_ACCURACY /I_SS_SET		
Test Site	Dallas	Dallas
Tester	ETS-364	ETS-364
Test Number	EB6938	EB6938
Unit	uA	uA
Max Limit	101.1	101.1
Min Limit	98.7	98.7

krad	Serial #	Pre	Post	Delta
21	1	99.735	99.737	0.002
21	2	99.733	99.724	-0.009
21	3	100.028	99.908	-0.120
21	4	100.165	100.035	-0.130
21	5	100.018	100.014	-0.004
20	6	100.292	100.114	-0.178
20	7	100.046	100.063	0.017
20	8	99.988	99.949	-0.039
20	9	100.195	100.113	-0.082
20	10	100.233	100.118	-0.115
31	11	99.735	99.683	-0.052
31	12	99.733	99.690	-0.043
31	13	100.028	99.849	-0.179
31	14	100.165	99.963	-0.202
31	15	100.018	99.990	-0.028
30	16	100.292	100.091	-0.201
30	17	100.046	100.053	0.007
30	18	99.988	99.923	-0.065
30	19	100.195	100.113	-0.082
30	20	100.233	100.114	-0.119
51	21	100.207	100.164	-0.043
51	22	99.989	99.838	-0.151
51	23	100.039	99.958	-0.081
51	24	99.789	99.672	-0.117
51	25	100.075	100.062	-0.013
50	26	99.997	99.950	-0.047
50	27	99.790	99.697	-0.093
50	28	100.226	100.104	-0.122
50	29	100.190	100.109	-0.081
50	30	100.240	100.206	-0.034
0	31	99.928	99.962	0.034
0	32	100.095	100.121	0.026
0	33	100.082	100.119	0.037
Max		100.292	100.206	0.037
Average		100.046	99.976	-0.070
Min		99.733	99.672	-0.202
Std Dev		0.171	0.158	0.068



28.178_ACCURACY /I_SS_SET		
Test Site	Dallas	
Tester	ETS-364	
Test Number	EB6938	
Max Limit	101.1	uA
Min Limit	98.7	uA

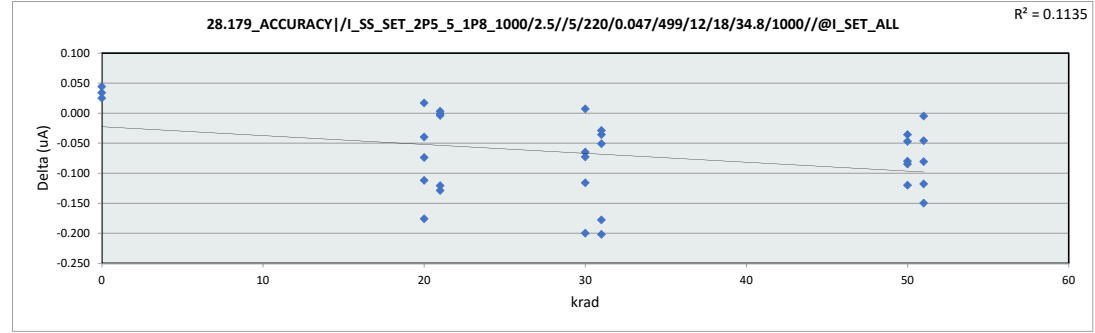
krad	0	20	21	30	31	50	51
LL	98.700	98.700	98.700	98.700	98.700	98.700	98.700
Min	99.962	99.949	99.724	99.923	99.683	99.697	99.672
Average	100.067	100.071	99.884	100.059	99.835	100.013	99.939
Max	100.121	100.118	100.035	100.114	99.990	100.206	100.164
UL	101.100	101.100	101.100	101.100	101.100	101.100	101.100



LDR Report  
TPS7H1111-SEP

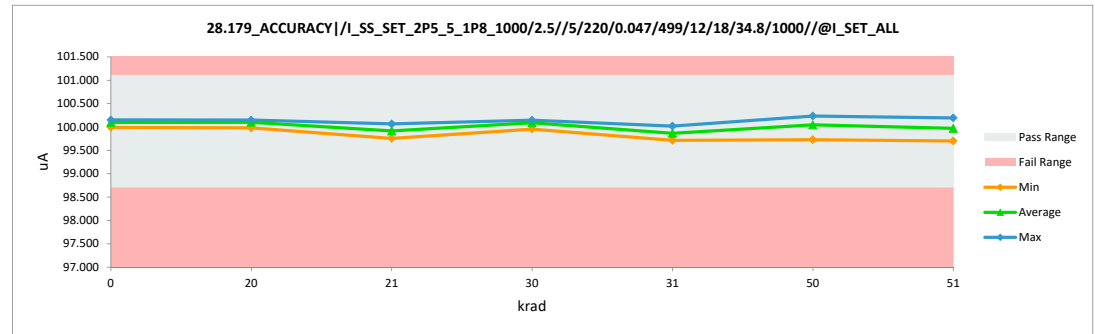
28.179_ACCURACY /I_SS_SET		
Test Site	Dallas	Dallas
Tester	ETS-364	ETS-364
Test Number	EB6938	EB6938
Unit	uA	uA
Max Limit	101.1	101.1
Min Limit	98.7	98.7

krad	Serial #	Pre	Post	Delta
21	1	99.763	99.766	0.003
21	2	99.754	99.753	-0.001
21	3	100.058	99.937	-0.121
21	4	100.193	100.064	-0.129
21	5	100.047	100.043	-0.004
20	6	100.320	100.144	-0.176
20	7	100.075	100.092	0.017
20	8	100.017	99.977	-0.040
20	9	100.215	100.141	-0.074
20	10	100.258	100.146	-0.112
31	11	99.763	99.712	-0.051
31	12	99.754	99.718	-0.036
31	13	100.058	99.880	-0.178
31	14	100.193	99.991	-0.202
31	15	100.047	100.018	-0.029
30	16	100.320	100.120	-0.200
30	17	100.075	100.082	0.007
30	18	100.017	99.952	-0.065
30	19	100.215	100.142	-0.073
30	20	100.258	100.142	-0.116
51	21	100.237	100.191	-0.046
51	22	100.016	99.866	-0.150
51	23	100.067	99.986	-0.081
51	24	99.818	99.700	-0.118
51	25	100.095	100.090	-0.005
50	26	100.026	99.979	-0.047
50	27	99.811	99.726	-0.085
50	28	100.253	100.133	-0.120
50	29	100.218	100.138	-0.080
50	30	100.270	100.234	-0.036
0	31	99.957	99.991	0.034
0	32	100.123	100.148	0.025
0	33	100.102	100.146	0.044
	Max	100.320	100.234	0.044
	Average	100.073	100.004	-0.068
	Min	99.754	99.700	-0.202
	Std Dev	0.171	0.158	0.068



28.179_ACCURACY /I_SS_SET	
Test Site	Dallas
Tester	ETS-364
Test Number	EB6938
Max Limit	101.1 uA
Min Limit	98.7 uA

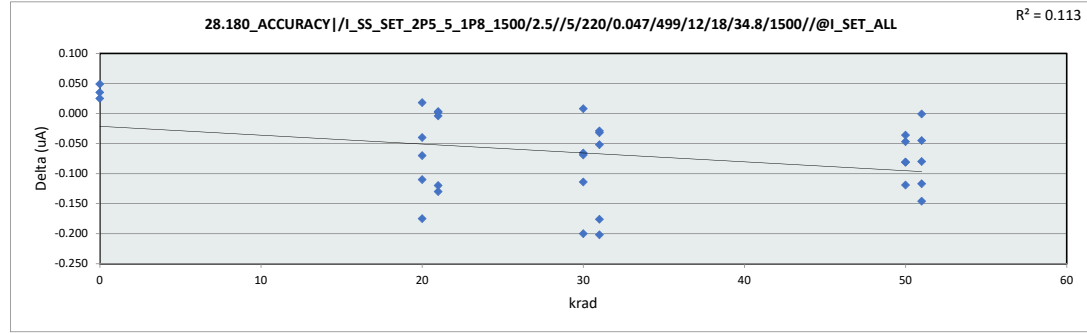
krad	0	20	21	30	31	50	51
LL	98.700	98.700	98.700	98.700	98.700	98.700	98.700
Min	99.991	99.977	99.753	99.952	99.712	99.726	99.700
Average	100.095	100.100	99.913	100.088	99.864	100.042	99.967
Max	100.148	100.146	100.064	100.142	100.018	100.234	100.191
UL	101.100	101.100	101.100	101.100	101.100	101.100	101.100



LDR Report  
TPS7H1111-SEP

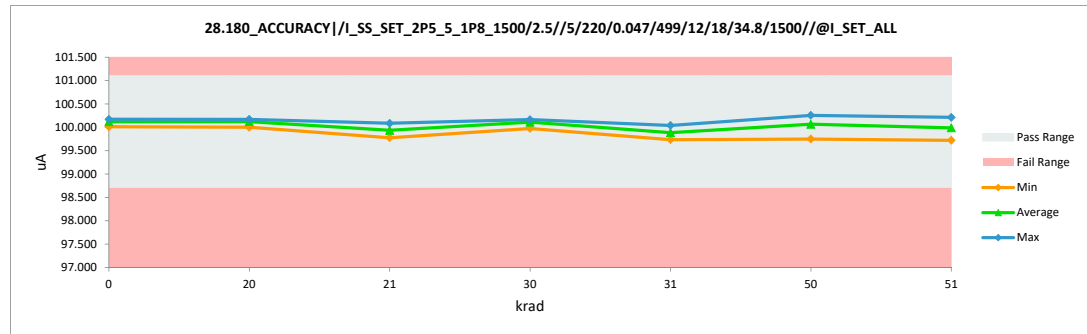
28.180_ACCURACY /I_SS_SET		
Test Site	Dallas	Dallas
Tester	ETS-364	ETS-364
Test Number	EB6938	EB6938
Unit	uA	uA
Max Limit	101.1	101.1
Min Limit	98.7	98.7

krad	Serial #	Pre	Post	Delta
21	1	99.785	99.787	0.002
21	2	99.771	99.774	0.003
21	3	100.077	99.957	-0.120
21	4	100.214	100.084	-0.130
21	5	100.067	100.063	-0.004
20	6	100.339	100.164	-0.175
20	7	100.095	100.113	0.018
20	8	100.038	99.998	-0.040
20	9	100.231	100.161	-0.070
20	10	100.277	100.167	-0.110
31	11	99.785	99.733	-0.052
31	12	99.771	99.739	-0.032
31	13	100.077	99.901	-0.176
31	14	100.214	100.012	-0.202
31	15	100.067	100.038	-0.029
30	16	100.339	100.139	-0.200
30	17	100.095	100.103	0.008
30	18	100.038	99.972	-0.066
30	19	100.231	100.162	-0.069
30	20	100.277	100.163	-0.114
51	21	100.256	100.211	-0.045
51	22	100.034	99.888	-0.146
51	23	100.087	100.007	-0.080
51	24	99.837	99.720	-0.117
51	25	100.110	100.109	-0.001
50	26	100.047	100.000	-0.047
50	27	99.828	99.747	-0.081
50	28	100.272	100.153	-0.119
50	29	100.239	100.158	-0.081
50	30	100.290	100.254	-0.036
0	31	99.977	100.012	0.035
0	32	100.144	100.169	0.025
0	33	100.118	100.167	0.049
Max		100.339	100.254	0.049
Average		100.092	100.025	-0.067
Min		99.771	99.720	-0.202
Std Dev		0.171	0.158	0.069



28.180_ACCURACY /I_SS_SET		
Test Site	Dallas	
Tester	ETS-364	
Test Number	EB6938	
Max Limit	101.1	uA
Min Limit	98.7	uA

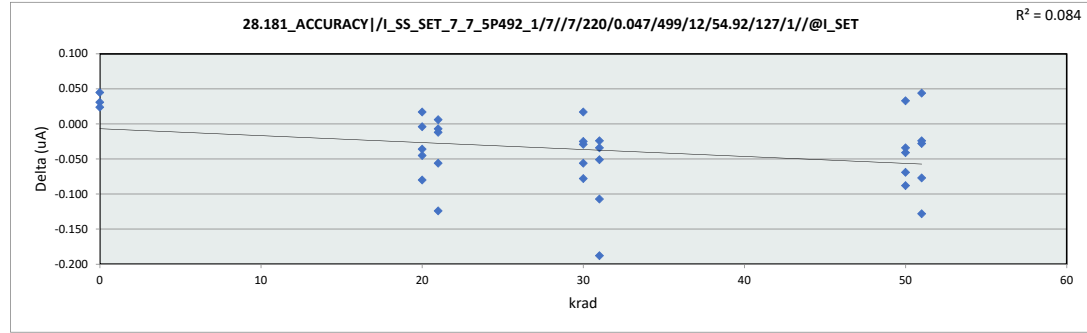
krad	0	20	21	30	31	50	51
LL	98.700	98.700	98.700	98.700	98.700	98.700	98.700
Min	100.012	99.998	99.774	99.972	99.733	99.747	99.720
Average	100.116	100.121	99.933	100.108	99.885	100.062	99.987
Max	100.169	100.167	100.084	100.163	100.038	100.254	100.211
UL	101.100	101.100	101.100	101.100	101.100	101.100	101.100



LDR Report  
TPS7H1111-SEP

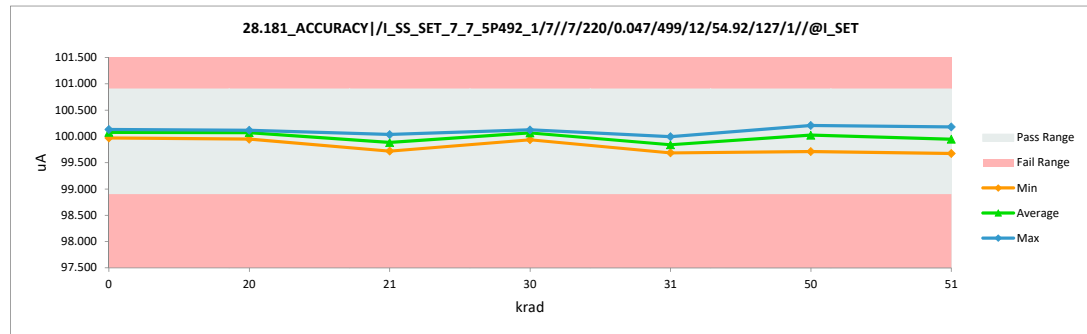
28.181_ACCURACY /I_SS_SET		
Test Site	Dallas	Dallas
Tester	ETS-364	ETS-364
Test Number	EB6938	EB6938
Unit	uA	uA
Max Limit	100.9	100.9
Min Limit	98.9	98.9

krad	Serial #	Pre	Post	Delta
21	1	99.738	99.744	0.006
21	2	99.732	99.720	-0.012
21	3	99.962	99.906	-0.056
21	4	100.160	100.036	-0.124
21	5	100.020	100.013	-0.007
20	6	100.120	100.116	-0.004
20	7	100.045	100.062	0.017
20	8	99.993	99.948	-0.045
20	9	100.195	100.115	-0.080
20	10	100.149	100.113	-0.036
31	11	99.738	99.687	-0.051
31	12	99.732	99.698	-0.034
31	13	99.962	99.855	-0.107
31	14	100.160	99.972	-0.188
31	15	100.020	99.996	-0.024
30	16	100.120	100.091	-0.029
30	17	100.045	100.062	0.017
30	18	99.993	99.937	-0.056
30	19	100.195	100.117	-0.078
30	20	100.149	100.124	-0.025
51	21	100.205	100.181	-0.024
51	22	99.802	99.846	0.044
51	23	100.038	99.961	-0.077
51	24	99.805	99.677	-0.128
51	25	100.095	100.067	-0.028
50	26	100.001	99.967	-0.034
50	27	99.800	99.712	-0.088
50	28	100.080	100.113	0.033
50	29	100.184	100.115	-0.069
50	30	100.250	100.209	-0.041
0	31	99.926	99.971	0.045
0	32	100.106	100.130	0.024
0	33	100.101	100.132	0.031
	Max	100.250	100.209	0.045
	Average	100.019	99.982	-0.037
	Min	99.732	99.677	-0.188
	Std Dev	0.156	0.158	0.053



28.181_ACCURACY /I_SS_SET		
Test Site	Dallas	
Tester	ETS-364	
Test Number	EB6938	
Max Limit	100.9	uA
Min Limit	98.9	uA

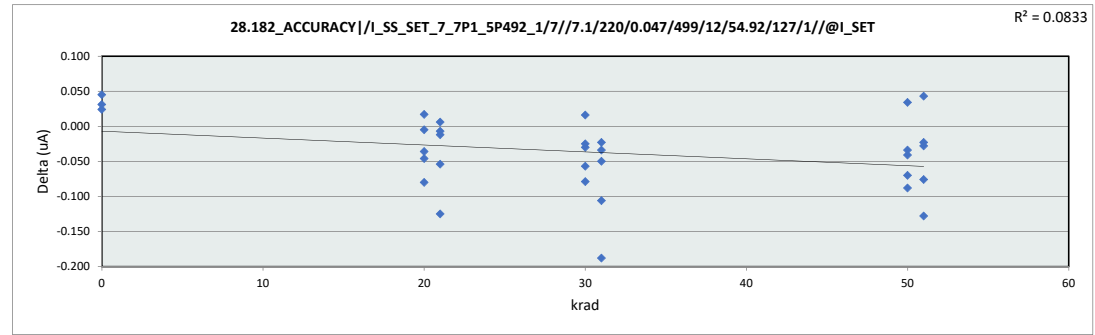
krad	0	20	21	30	31	50	51
LL	98.900	98.900	98.900	98.900	98.900	98.900	98.900
Min	99.971	99.948	99.720	99.937	99.687	99.712	99.677
Average	100.078	100.071	99.884	100.066	99.842	100.023	99.946
Max	100.132	100.116	100.036	100.124	99.996	100.209	100.181
UL	100.900	100.900	100.900	100.900	100.900	100.900	100.900



LDR Report  
TPS7H1111-SEP

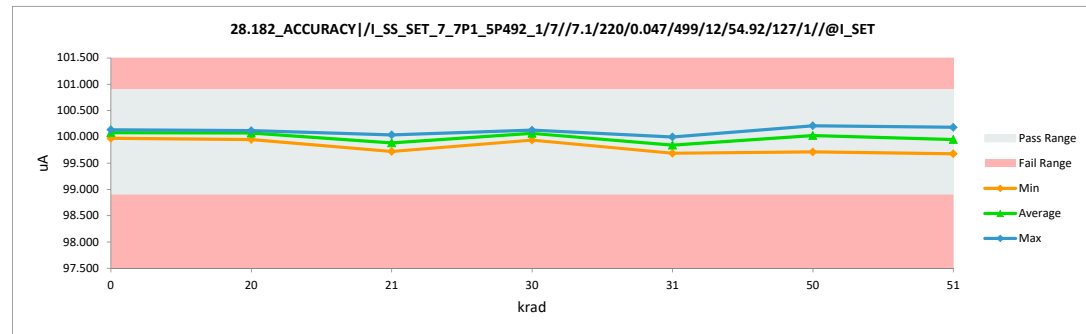
28.182_ACCURACY /I_SS_SET		
Test Site	Dallas	Dallas
Tester	ETS-364	ETS-364
Test Number	EB6938	EB6938
Unit	uA	uA
Max Limit	100.9	100.9
Min Limit	98.9	98.9

krad	Serial #	Pre	Post	Delta
21	1	99.738	99.744	0.006
21	2	99.732	99.720	-0.012
21	3	99.961	99.907	-0.054
21	4	100.161	100.036	-0.125
21	5	100.020	100.013	-0.007
20	6	100.121	100.116	-0.005
20	7	100.046	100.063	0.017
20	8	99.994	99.948	-0.046
20	9	100.196	100.116	-0.080
20	10	100.150	100.114	-0.036
31	11	99.738	99.688	-0.050
31	12	99.732	99.698	-0.034
31	13	99.961	99.855	-0.106
31	14	100.161	99.973	-0.188
31	15	100.020	99.997	-0.023
30	16	100.121	100.091	-0.030
30	17	100.046	100.062	0.016
30	18	99.994	99.937	-0.057
30	19	100.196	100.117	-0.079
30	20	100.150	100.125	-0.025
51	21	100.204	100.181	-0.023
51	22	99.803	99.846	0.043
51	23	100.038	99.962	-0.076
51	24	99.805	99.677	-0.128
51	25	100.096	100.068	-0.028
50	26	100.002	99.968	-0.034
50	27	99.800	99.712	-0.088
50	28	100.081	100.115	0.034
50	29	100.185	100.115	-0.070
50	30	100.251	100.210	-0.041
0	31	99.926	99.971	0.045
0	32	100.107	100.131	0.024
0	33	100.102	100.133	0.031
	Max	100.251	100.210	0.045
	Average	100.019	99.982	-0.037
	Min	99.732	99.677	-0.188
	Std Dev	0.156	0.158	0.053



28.182_ACCURACY /I_SS_SET		
Test Site	Dallas	
Tester	ETS-364	
Test Number	EB6938	
Max Limit	100.9	uA
Min Limit	98.9	uA

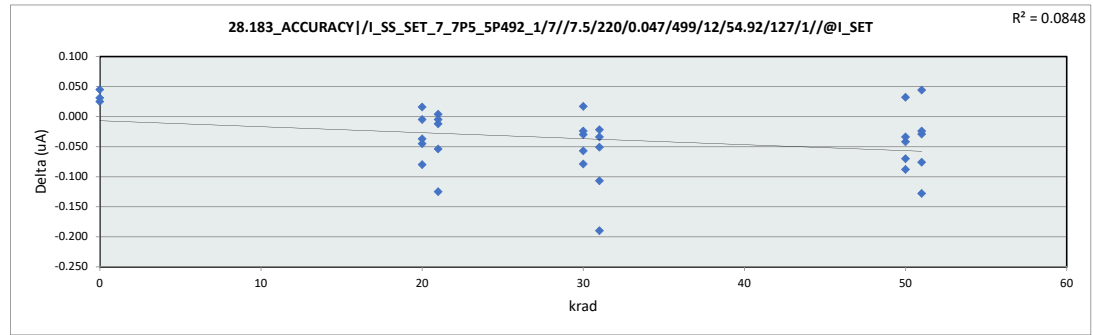
krad	0	20	21	30	31	50	51
LL	98.900	98.900	98.900	98.900	98.900	98.900	98.900
Min	99.971	99.948	99.720	99.937	99.688	99.712	99.677
Average	100.078	100.071	99.884	100.066	99.842	100.024	99.947
Max	100.133	100.116	100.036	100.125	99.997	100.210	100.181
UL	100.900	100.900	100.900	100.900	100.900	100.900	100.900



LDR Report  
TPS7H1111-SEP

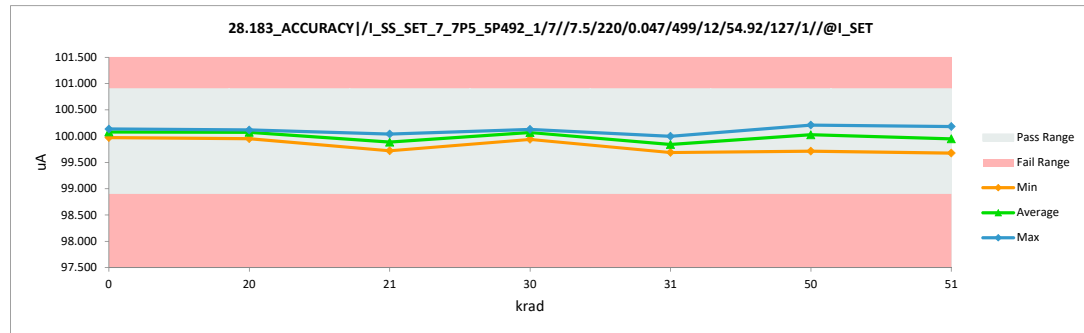
28.183_ACCURACY /I_SS_SET		
Test Site	Dallas	Dallas
Tester	ETS-364	ETS-364
Test Number	EB6938	EB6938
Unit	uA	uA
Max Limit	100.9	100.9
Min Limit	98.9	98.9

krad	Serial #	Pre	Post	Delta
21	1	99.740	99.744	0.004
21	2	99.733	99.721	-0.012
21	3	99.962	99.908	-0.054
21	4	100.163	100.038	-0.125
21	5	100.020	100.015	-0.005
20	6	100.122	100.117	-0.005
20	7	100.047	100.063	0.016
20	8	99.995	99.950	-0.045
20	9	100.197	100.117	-0.080
20	10	100.151	100.114	-0.037
31	11	99.740	99.689	-0.051
31	12	99.733	99.699	-0.034
31	13	99.962	99.855	-0.107
31	14	100.163	99.973	-0.190
31	15	100.020	99.998	-0.022
30	16	100.122	100.092	-0.030
30	17	100.047	100.064	0.017
30	18	99.995	99.938	-0.057
30	19	100.197	100.118	-0.079
30	20	100.151	100.127	-0.024
51	21	100.206	100.182	-0.024
51	22	99.803	99.847	0.044
51	23	100.039	99.963	-0.076
51	24	99.806	99.678	-0.128
51	25	100.097	100.068	-0.029
50	26	100.003	99.969	-0.034
50	27	99.801	99.713	-0.088
50	28	100.082	100.114	0.032
50	29	100.185	100.115	-0.070
50	30	100.253	100.211	-0.042
0	31	99.927	99.972	0.045
0	32	100.107	100.132	0.025
0	33	100.103	100.134	0.031
	Max	100.253	100.211	0.045
	Average	100.020	99.983	-0.037
	Min	99.733	99.678	-0.190
	Std Dev	0.156	0.158	0.053



28.183_ACCURACY /I_SS_SET		
Test Site	Dallas	
Tester	ETS-364	
Test Number	EB6938	
Max Limit	100.9	uA
Min Limit	98.9	uA

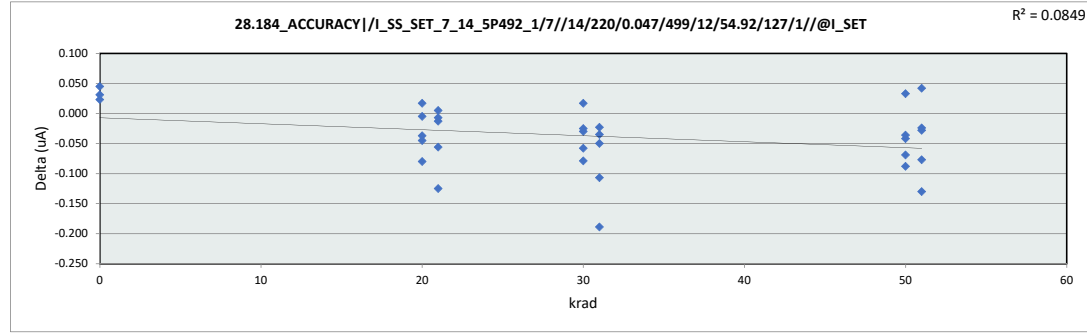
krad	0	20	21	30	31	50	51
LL	98.900	98.900	98.900	98.900	98.900	98.900	98.900
Min	99.972	99.950	99.721	99.938	99.689	99.713	99.678
Average	100.079	100.072	99.885	100.068	99.843	100.024	99.948
Max	100.134	100.117	100.038	100.127	99.998	100.211	100.182
UL	100.900	100.900	100.900	100.900	100.900	100.900	100.900



LDR Report  
TPS7H1111-SEP

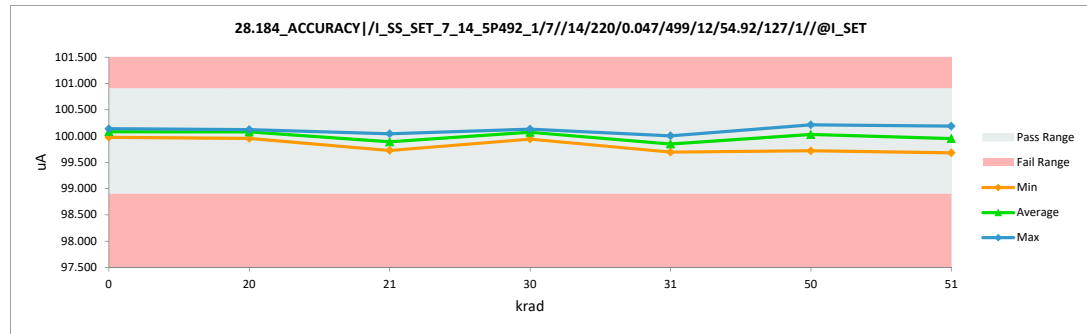
28.184_ACCURACY /I_SS_SET		
Test Site	Dallas	Dallas
Tester	ETS-364	ETS-364
Test Number	EB6938	EB6938
Unit	uA	uA
Max Limit	100.9	100.9
Min Limit	98.9	98.9

krad	Serial #	Pre	Post	Delta
21	1	99.743	99.748	0.005
21	2	99.738	99.725	-0.013
21	3	99.967	99.911	-0.056
21	4	100.167	100.042	-0.125
21	5	100.025	100.018	-0.007
20	6	100.126	100.121	-0.005
20	7	100.051	100.068	0.017
20	8	99.999	99.954	-0.045
20	9	100.201	100.121	-0.080
20	10	100.155	100.118	-0.037
31	11	99.743	99.693	-0.050
31	12	99.738	99.703	-0.035
31	13	99.967	99.860	-0.107
31	14	100.167	99.978	-0.189
31	15	100.025	100.002	-0.023
30	16	100.126	100.096	-0.030
30	17	100.051	100.068	0.017
30	18	99.999	99.941	-0.058
30	19	100.201	100.122	-0.079
30	20	100.155	100.130	-0.025
51	21	100.210	100.186	-0.024
51	22	99.808	99.850	0.042
51	23	100.043	99.966	-0.077
51	24	99.811	99.681	-0.130
51	25	100.100	100.072	-0.028
50	26	100.008	99.972	-0.036
50	27	99.805	99.717	-0.088
50	28	100.085	100.118	0.033
50	29	100.189	100.120	-0.069
50	30	100.256	100.214	-0.042
0	31	99.931	99.976	0.045
0	32	100.112	100.135	0.023
0	33	100.107	100.138	0.031
Max		100.256	100.214	0.045
Average		100.025	99.987	-0.038
Min		99.738	99.681	-0.189
Std Dev		0.156	0.158	0.053



28.184_ACCURACY /I_SS_SET		
Test Site	Dallas	
Tester	ETS-364	
Test Number	EB6938	
Max Limit	100.9	uA
Min Limit	98.9	uA

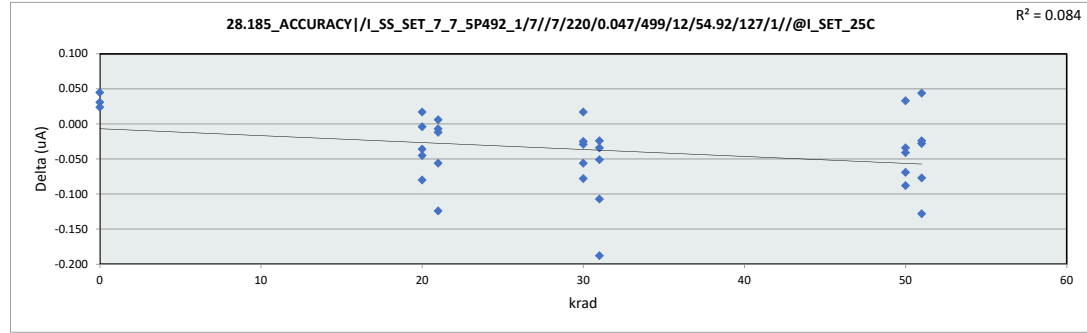
krad	0	20	21	30	31	50	51
LL	98.900	98.900	98.900	98.900	98.900	98.900	98.900
Min	99.976	99.954	99.725	99.941	99.693	99.717	99.681
Average	100.083	100.076	99.889	100.071	99.847	100.028	99.951
Max	100.138	100.121	100.042	100.130	100.002	100.214	100.186
UL	100.900	100.900	100.900	100.900	100.900	100.900	100.900



LDR Report  
TPS7H1111-SEP

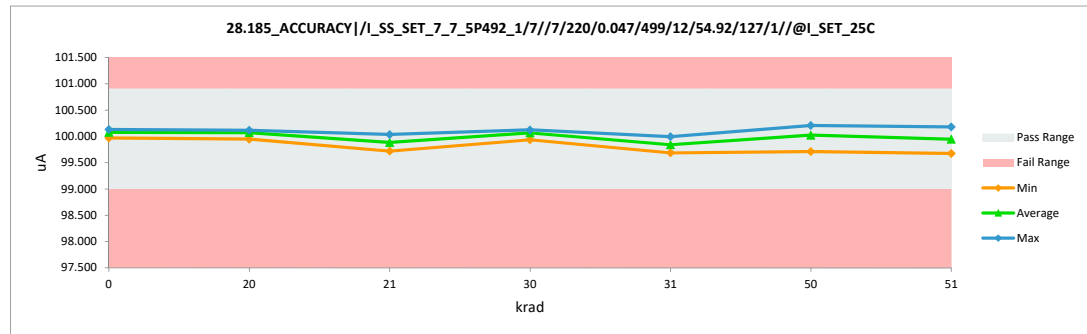
28.185_ACCURACY/I_SS_SET		
Test Site	Dallas	Dallas
Tester	ETS-364	ETS-364
Test Number	EB6938	EB6938
Unit	uA	uA
Max Limit	100.9	100.9
Min Limit	99	99

krad	Serial #	Pre	Post	Delta
21	1	99.738	99.744	0.006
21	2	99.732	99.720	-0.012
21	3	99.962	99.906	-0.056
21	4	100.160	100.036	-0.124
21	5	100.020	100.013	-0.007
20	6	100.120	100.116	-0.004
20	7	100.045	100.062	0.017
20	8	99.993	99.948	-0.045
20	9	100.195	100.115	-0.080
20	10	100.149	100.113	-0.036
31	11	99.738	99.687	-0.051
31	12	99.732	99.698	-0.034
31	13	99.962	99.855	-0.107
31	14	100.160	99.972	-0.188
31	15	100.020	99.996	-0.024
30	16	100.120	100.091	-0.029
30	17	100.045	100.062	0.017
30	18	99.993	99.937	-0.056
30	19	100.195	100.117	-0.078
30	20	100.149	100.124	-0.025
51	21	100.205	100.181	-0.024
51	22	99.802	99.846	0.044
51	23	100.038	99.961	-0.077
51	24	99.805	99.677	-0.128
51	25	100.095	100.067	-0.028
50	26	100.001	99.967	-0.034
50	27	99.800	99.712	-0.088
50	28	100.080	100.113	0.033
50	29	100.184	100.115	-0.069
50	30	100.250	100.209	-0.041
0	31	99.926	99.971	0.045
0	32	100.106	100.130	0.024
0	33	100.101	100.132	0.031
	Max	100.250	100.209	0.045
	Average	100.019	99.982	-0.037
	Min	99.732	99.677	-0.188
	Std Dev	0.156	0.158	0.053



28.185_ACCURACY/I_SS_SET		
Test Site	Dallas	
Tester	ETS-364	
Test Number	EB6938	
Max Limit	100.9	uA
Min Limit	99	uA

	0	20	21	30	31	50	51
LL	99.000	99.000	99.000	99.000	99.000	99.000	99.000
Min	99.971	99.948	99.720	99.937	99.687	99.712	99.677
Average	100.078	100.071	99.884	100.066	99.842	100.023	99.946
Max	100.132	100.116	100.036	100.124	99.996	100.209	100.181
UL	100.900	100.900	100.900	100.900	100.900	100.900	100.900

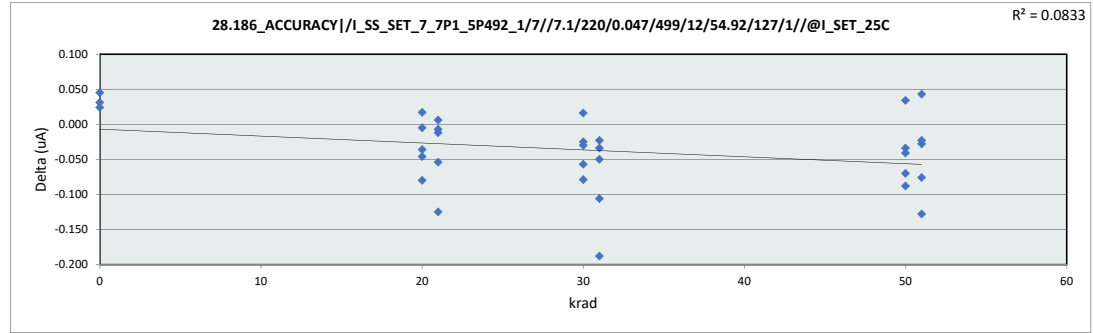




LDR Report  
TPS7H1111-SEP

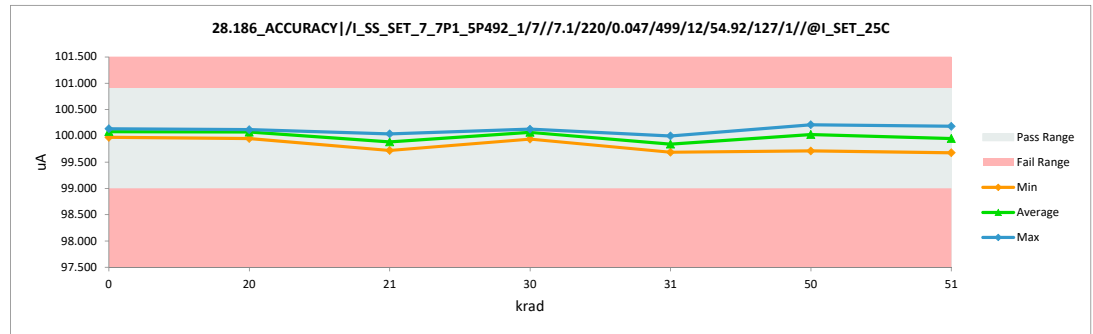
28.186_ACCURACY /I_SS_SET 7		
Test Site	Dallas	Dallas
Tester	ETS-364	ETS-364
Test Number	EB6938	EB6938
Unit	uA	uA
Max Limit	100.9	100.9
Min Limit	99	99

krad	Serial #	Pre	Post	Delta
21	1	99.738	99.744	0.006
21	2	99.732	99.720	-0.012
21	3	99.961	99.907	-0.054
21	4	100.161	100.036	-0.125
21	5	100.020	100.013	-0.007
20	6	100.121	100.116	-0.005
20	7	100.046	100.063	0.017
20	8	99.994	99.948	-0.046
20	9	100.196	100.116	-0.080
20	10	100.150	100.114	-0.036
31	11	99.738	99.688	-0.050
31	12	99.732	99.698	-0.034
31	13	99.961	99.855	-0.106
31	14	100.161	99.973	-0.188
31	15	100.020	99.997	-0.023
30	16	100.121	100.091	-0.030
30	17	100.046	100.062	0.016
30	18	99.994	99.937	-0.057
30	19	100.196	100.117	-0.079
30	20	100.150	100.125	-0.025
51	21	100.204	100.181	-0.023
51	22	99.803	99.846	0.043
51	23	100.038	99.962	-0.076
51	24	99.805	99.677	-0.128
51	25	100.096	100.068	-0.028
50	26	100.002	99.968	-0.034
50	27	99.800	99.712	-0.088
50	28	100.081	100.115	0.034
50	29	100.185	100.115	-0.070
50	30	100.251	100.210	-0.041
0	31	99.926	99.971	0.045
0	32	100.107	100.131	0.024
0	33	100.102	100.133	0.031
	Max	100.251	100.210	0.045
	Average	100.019	99.982	-0.037
	Min	99.732	99.677	-0.188
	Std Dev	0.156	0.158	0.053



28.186_ACCURACY /I_SS_SET		
Test Site	Dallas	
Tester	ETS-364	
Test Number	EB6938	
Max Limit	100.9	uA
Min Limit	99	uA

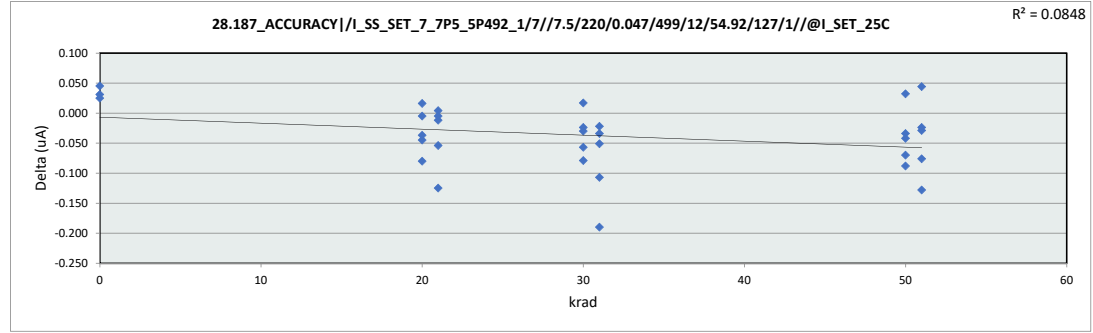
krad	0	20	21	30	31	50	51
LL	99.000	99.000	99.000	99.000	99.000	99.000	99.000
Min	99.971	99.948	99.720	99.937	99.688	99.712	99.677
Average	100.078	100.071	99.884	100.066	99.842	100.024	99.947
Max	100.133	100.116	100.036	100.125	99.997	100.210	100.181
UL	100.900	100.900	100.900	100.900	100.900	100.900	100.900



LDR Report  
TPS7H1111-SEP

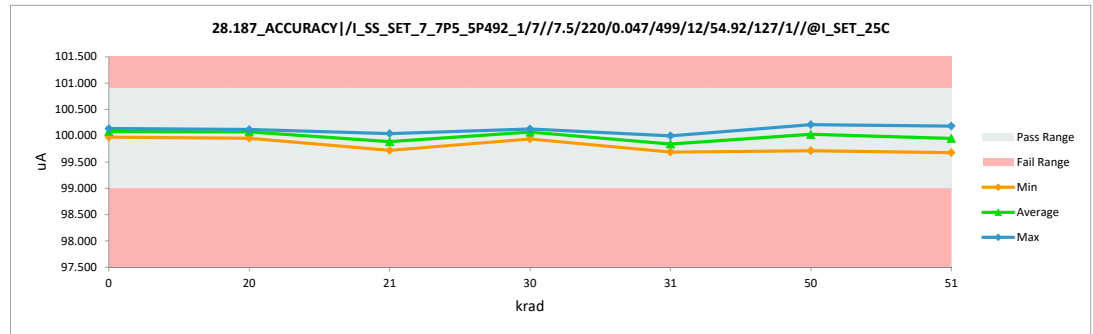
28.187_ACCURACY /I_SS_SET 7		
Test Site	Dallas	Dallas
Tester	ETS-364	ETS-364
Test Number	EB6938	EB6938
Unit	uA	uA
Max Limit	100.9	100.9
Min Limit	99	99

krad	Serial #	Pre	Post	Delta
21	1	99.740	99.744	0.004
21	2	99.733	99.721	-0.012
21	3	99.962	99.908	-0.054
21	4	100.163	100.038	-0.125
21	5	100.020	100.015	-0.005
20	6	100.122	100.117	-0.005
20	7	100.047	100.063	0.016
20	8	99.995	99.950	-0.045
20	9	100.197	100.117	-0.080
20	10	100.151	100.114	-0.037
31	11	99.740	99.689	-0.051
31	12	99.733	99.699	-0.034
31	13	99.962	99.855	-0.107
31	14	100.163	99.973	-0.190
31	15	100.020	99.998	-0.022
30	16	100.122	100.092	-0.030
30	17	100.047	100.064	0.017
30	18	99.995	99.938	-0.057
30	19	100.197	100.118	-0.079
30	20	100.151	100.127	-0.024
51	21	100.206	100.182	-0.024
51	22	99.803	99.847	0.044
51	23	100.039	99.963	-0.076
51	24	99.806	99.678	-0.128
51	25	100.097	100.068	-0.029
50	26	100.003	99.969	-0.034
50	27	99.801	99.713	-0.088
50	28	100.082	100.114	0.032
50	29	100.185	100.115	-0.070
50	30	100.253	100.211	-0.042
0	31	99.927	99.972	0.045
0	32	100.107	100.132	0.025
0	33	100.103	100.134	0.031
	Max	100.253	100.211	0.045
	Average	100.020	99.983	-0.037
	Min	99.733	99.678	-0.190
	Std Dev	0.156	0.158	0.053



28.187_ACCURACY /I_SS_SET		
Test Site	Dallas	
Tester	ETS-364	
Test Number	EB6938	
Max Limit	100.9	uA
Min Limit	99	uA

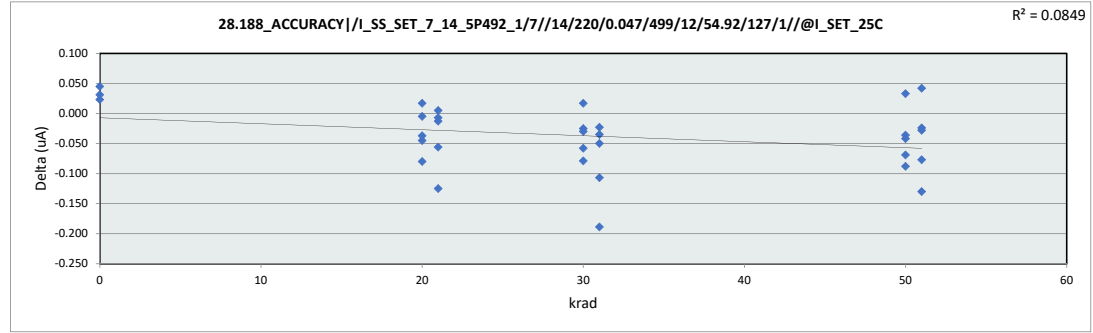
krad	0	20	21	30	31	50	51
LL	99.000	99.000	99.000	99.000	99.000	99.000	99.000
Min	99.972	99.950	99.721	99.938	99.689	99.713	99.678
Average	100.079	100.072	99.885	100.068	99.843	100.024	99.948
Max	100.134	100.117	100.038	100.127	99.998	100.211	100.182
UL	100.900	100.900	100.900	100.900	100.900	100.900	100.900



LDR Report  
TPS7H1111-SEP

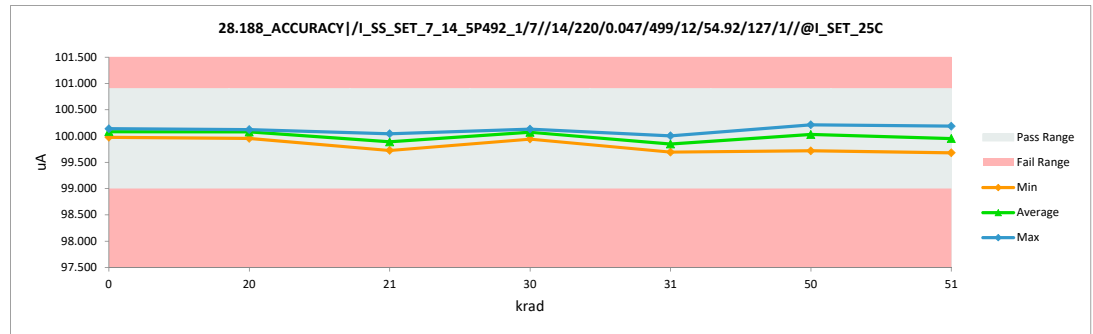
28.188_ACCURACY I_SS_SET 7		
Test Site	Dallas	Dallas
Tester	ETS-364	ETS-364
Test Number	EB6938	EB6938
Unit	uA	uA
Max Limit	100.9	100.9
Min Limit	99	99

krad	Serial #	Pre	Post	Delta
21	1	99.743	99.748	0.005
21	2	99.738	99.725	-0.013
21	3	99.967	99.911	-0.056
21	4	100.167	100.042	-0.125
21	5	100.025	100.018	-0.007
20	6	100.126	100.121	-0.005
20	7	100.051	100.068	0.017
20	8	99.999	99.954	-0.045
20	9	100.201	100.121	-0.080
20	10	100.155	100.118	-0.037
31	11	99.743	99.693	-0.050
31	12	99.738	99.703	-0.035
31	13	99.967	99.860	-0.107
31	14	100.167	99.978	-0.189
31	15	100.025	100.002	-0.023
30	16	100.126	100.096	-0.030
30	17	100.051	100.068	0.017
30	18	99.999	99.941	-0.058
30	19	100.201	100.122	-0.079
30	20	100.155	100.130	-0.025
51	21	100.210	100.186	-0.024
51	22	99.808	99.850	0.042
51	23	100.043	99.966	-0.077
51	24	99.811	99.681	-0.130
51	25	100.100	100.072	-0.028
50	26	100.008	99.972	-0.036
50	27	99.805	99.717	-0.088
50	28	100.085	100.118	0.033
50	29	100.189	100.120	-0.069
50	30	100.256	100.214	-0.042
0	31	99.931	99.976	0.045
0	32	100.112	100.135	0.023
0	33	100.107	100.138	0.031
	Max	100.256	100.214	0.045
	Average	100.025	99.987	-0.038
	Min	99.738	99.681	-0.189
	Std Dev	0.156	0.158	0.053



28.188_ACCURACY I_SS_SET		
Test Site	Dallas	
Tester	ETS-364	
Test Number	EB6938	
Max Limit	100.9	uA
Min Limit	99	uA

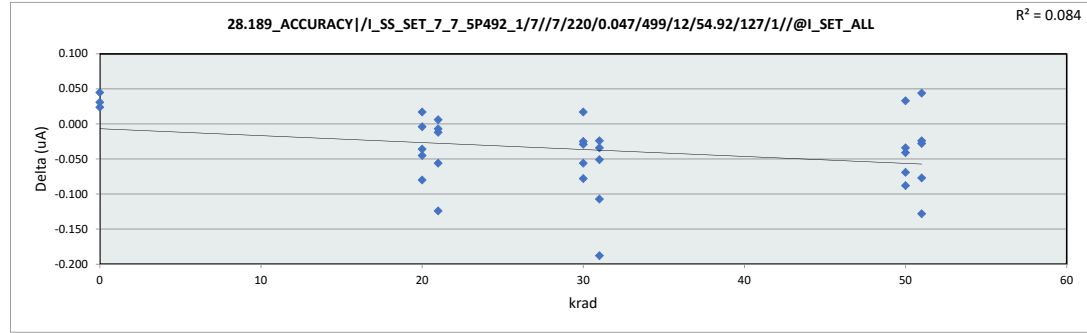
krad	0	20	21	30	31	50	51
LL	99.000	99.000	99.000	99.000	99.000	99.000	99.000
Min	99.976	99.954	99.725	99.941	99.693	99.717	99.681
Average	100.083	100.076	99.889	100.071	99.847	100.028	99.951
Max	100.138	100.121	100.042	100.130	100.002	100.214	100.186
UL	100.900	100.900	100.900	100.900	100.900	100.900	100.900



LDR Report  
TPS7H1111-SEP

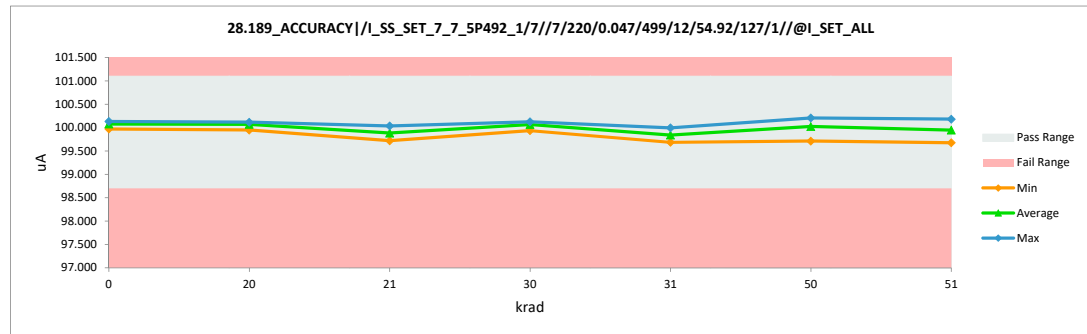
28.189_ACCURACY/I_SS_SET		
Test Site	Dallas	Dallas
Tester	ETS-364	ETS-364
Test Number	EB6938	EB6938
Unit	uA	uA
Max Limit	101.1	101.1
Min Limit	98.7	98.7

krad	Serial #	Pre	Post	Delta
21	1	99.738	99.744	0.006
21	2	99.732	99.720	-0.012
21	3	99.962	99.906	-0.056
21	4	100.160	100.036	-0.124
21	5	100.020	100.013	-0.007
20	6	100.120	100.116	-0.004
20	7	100.045	100.062	0.017
20	8	99.993	99.948	-0.045
20	9	100.195	100.115	-0.080
20	10	100.149	100.113	-0.036
31	11	99.738	99.687	-0.051
31	12	99.732	99.698	-0.034
31	13	99.962	99.855	-0.107
31	14	100.160	99.972	-0.188
31	15	100.020	99.996	-0.024
30	16	100.120	100.091	-0.029
30	17	100.045	100.062	0.017
30	18	99.993	99.937	-0.056
30	19	100.195	100.117	-0.078
30	20	100.149	100.124	-0.025
51	21	100.205	100.181	-0.024
51	22	99.802	99.846	0.044
51	23	100.038	99.961	-0.077
51	24	99.805	99.677	-0.128
51	25	100.095	100.067	-0.028
50	26	100.001	99.967	-0.034
50	27	99.800	99.712	-0.088
50	28	100.080	100.113	0.033
50	29	100.184	100.115	-0.069
50	30	100.250	100.209	-0.041
0	31	99.926	99.971	0.045
0	32	100.106	100.130	0.024
0	33	100.101	100.132	0.031
	Max	100.250	100.209	0.045
	Average	100.019	99.982	-0.037
	Min	99.732	99.677	-0.188
	Std Dev	0.156	0.158	0.053



28.189_ACCURACY/I_SS_SET		
Test Site	Dallas	
Tester	ETS-364	
Test Number	EB6938	
Max Limit	101.1	uA
Min Limit	98.7	uA

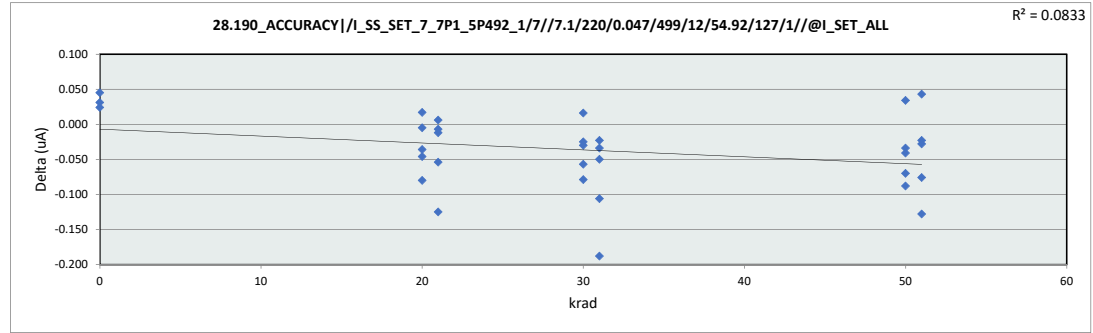
krad	0	20	21	30	31	50	51
LL	98.700	98.700	98.700	98.700	98.700	98.700	98.700
Min	99.971	99.948	99.720	99.937	99.687	99.712	99.677
Average	100.078	100.071	99.884	100.066	99.842	100.023	99.946
Max	100.132	100.116	100.036	100.124	99.996	100.209	100.181
UL	101.100	101.100	101.100	101.100	101.100	101.100	101.100



LDR Report  
TPS7H1111-SEP

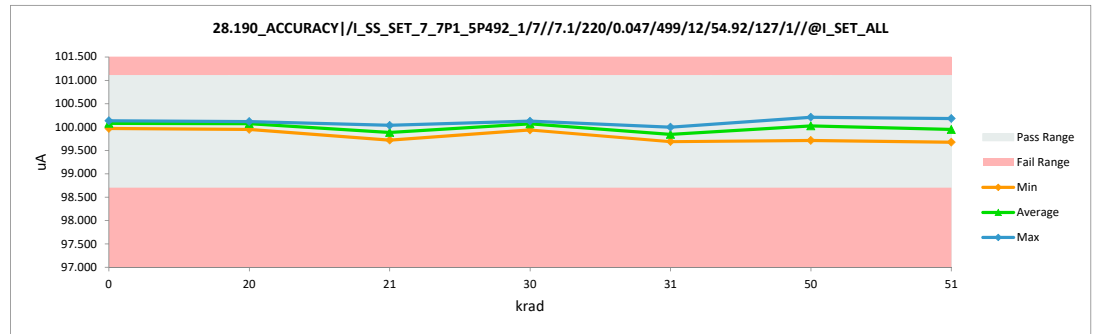
28.190_ACCURACY /I_SS_SET		
Test Site	Dallas	Dallas
Tester	ETS-364	ETS-364
Test Number	EB6938	EB6938
Unit	uA	uA
Max Limit	101.1	101.1
Min Limit	98.7	98.7

krad	Serial #	Pre	Post	Delta
21	1	99.738	99.744	0.006
21	2	99.732	99.720	-0.012
21	3	99.961	99.907	-0.054
21	4	100.161	100.036	-0.125
21	5	100.020	100.013	-0.007
20	6	100.121	100.116	-0.005
20	7	100.046	100.063	0.017
20	8	99.994	99.948	-0.046
20	9	100.196	100.116	-0.080
20	10	100.150	100.114	-0.036
31	11	99.738	99.688	-0.050
31	12	99.732	99.698	-0.034
31	13	99.961	99.855	-0.106
31	14	100.161	99.973	-0.188
31	15	100.020	99.997	-0.023
30	16	100.121	100.091	-0.030
30	17	100.046	100.062	0.016
30	18	99.994	99.937	-0.057
30	19	100.196	100.117	-0.079
30	20	100.150	100.125	-0.025
51	21	100.204	100.181	-0.023
51	22	99.803	99.846	0.043
51	23	100.038	99.962	-0.076
51	24	99.805	99.677	-0.128
51	25	100.096	100.068	-0.028
50	26	100.002	99.968	-0.034
50	27	99.800	99.712	-0.088
50	28	100.081	100.115	0.034
50	29	100.185	100.115	-0.070
50	30	100.251	100.210	-0.041
0	31	99.926	99.971	0.045
0	32	100.107	100.131	0.024
0	33	100.102	100.133	0.031
	Max	100.251	100.210	0.045
	Average	100.019	99.982	-0.037
	Min	99.732	99.677	-0.188
	Std Dev	0.156	0.158	0.053



28.190_ACCURACY /I_SS_SET	
Test Site	Dallas
Tester	ETS-364
Test Number	EB6938
Max Limit	101.1 uA
Min Limit	98.7 uA

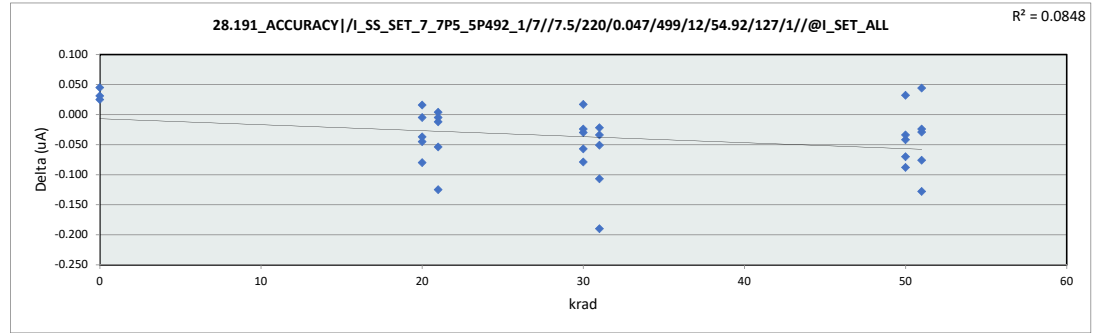
krad	0	20	21	30	31	50	51
LL	98.700	98.700	98.700	98.700	98.700	98.700	98.700
Min	99.971	99.948	99.720	99.937	99.688	99.712	99.677
Average	100.078	100.071	99.884	100.066	99.842	100.024	99.947
Max	100.133	100.116	100.036	100.125	99.997	100.210	100.181
UL	101.100	101.100	101.100	101.100	101.100	101.100	101.100



LDR Report  
TPS7H1111-SEP

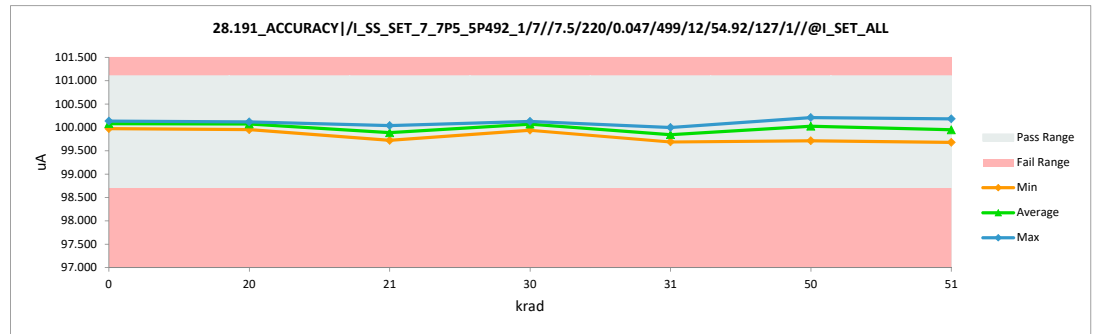
28.191_ACCURACY /I_SS_SET		
Test Site	Dallas	Dallas
Tester	ETS-364	ETS-364
Test Number	EB6938	EB6938
Unit	uA	uA
Max Limit	101.1	101.1
Min Limit	98.7	98.7

krad	Serial #	Pre	Post	Delta
21	1	99.740	99.744	0.004
21	2	99.733	99.721	-0.012
21	3	99.962	99.908	-0.054
21	4	100.163	100.038	-0.125
21	5	100.020	100.015	-0.005
20	6	100.122	100.117	-0.005
20	7	100.047	100.063	0.016
20	8	99.995	99.950	-0.045
20	9	100.197	100.117	-0.080
20	10	100.151	100.114	-0.037
31	11	99.740	99.689	-0.051
31	12	99.733	99.699	-0.034
31	13	99.962	99.855	-0.107
31	14	100.163	99.973	-0.190
31	15	100.020	99.998	-0.022
30	16	100.122	100.092	-0.030
30	17	100.047	100.064	0.017
30	18	99.995	99.938	-0.057
30	19	100.197	100.118	-0.079
30	20	100.151	100.127	-0.024
51	21	100.206	100.182	-0.024
51	22	99.803	99.847	0.044
51	23	100.039	99.963	-0.076
51	24	99.806	99.678	-0.128
51	25	100.097	100.068	-0.029
50	26	100.003	99.969	-0.034
50	27	99.801	99.713	-0.088
50	28	100.082	100.114	0.032
50	29	100.185	100.115	-0.070
50	30	100.253	100.211	-0.042
0	31	99.927	99.972	0.045
0	32	100.107	100.132	0.025
0	33	100.103	100.134	0.031
	Max	100.253	100.211	0.045
	Average	100.020	99.983	-0.037
	Min	99.733	99.678	-0.190
	Std Dev	0.156	0.158	0.053



28.191_ACCURACY /I_SS_SET		
Test Site	Dallas	
Tester	ETS-364	
Test Number	EB6938	
Max Limit	101.1	uA
Min Limit	98.7	uA

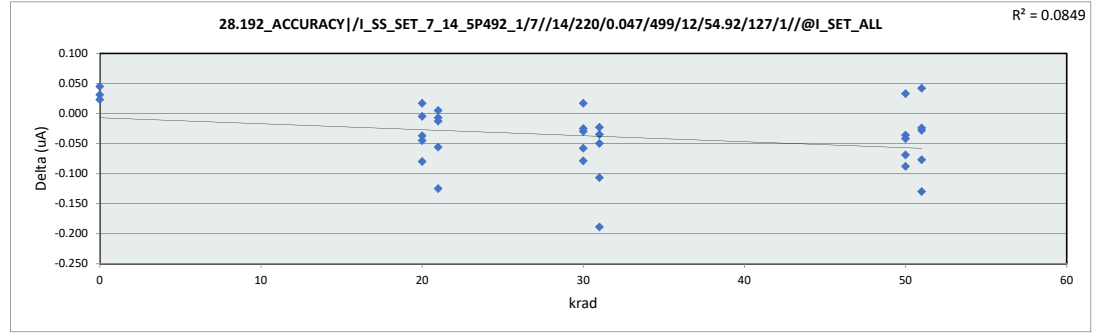
krad	0	20	21	30	31	50	51
LL	98.700	98.700	98.700	98.700	98.700	98.700	98.700
Min	99.972	99.950	99.721	99.938	99.689	99.713	99.678
Average	100.079	100.072	99.885	100.068	99.843	100.024	99.948
Max	100.134	100.117	100.038	100.127	99.998	100.211	100.182
UL	101.100	101.100	101.100	101.100	101.100	101.100	101.100



LDR Report  
TPS7H1111-SEP

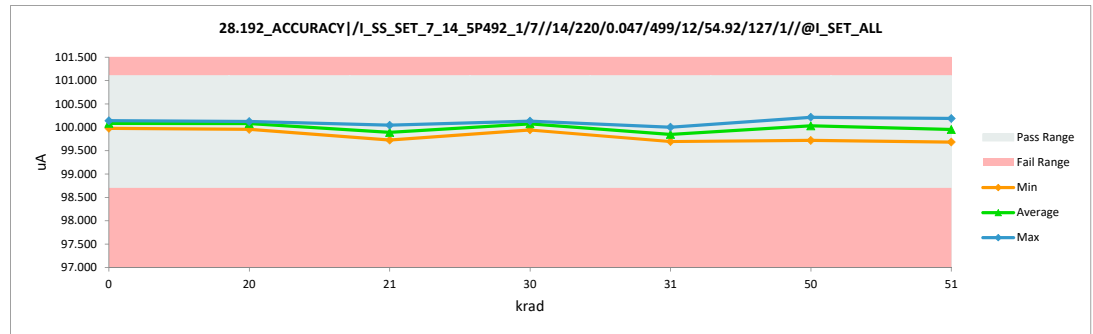
28.192_ACCURACY I_SS_SET 7		
Test Site	Dallas	Dallas
Tester	ETS-364	ETS-364
Test Number	EB6938	EB6938
Unit	uA	uA
Max Limit	101.1	101.1
Min Limit	98.7	98.7

krad	Serial #	Pre	Post	Delta
21	1	99.743	99.748	0.005
21	2	99.738	99.725	-0.013
21	3	99.967	99.911	-0.056
21	4	100.167	100.042	-0.125
21	5	100.025	100.018	-0.007
20	6	100.126	100.121	-0.005
20	7	100.051	100.068	0.017
20	8	99.999	99.954	-0.045
20	9	100.201	100.121	-0.080
20	10	100.155	100.118	-0.037
31	11	99.743	99.693	-0.050
31	12	99.738	99.703	-0.035
31	13	99.967	99.860	-0.107
31	14	100.167	99.978	-0.189
31	15	100.025	100.002	-0.023
30	16	100.126	100.096	-0.030
30	17	100.051	100.068	0.017
30	18	99.999	99.941	-0.058
30	19	100.201	100.122	-0.079
30	20	100.155	100.130	-0.025
51	21	100.210	100.186	-0.024
51	22	99.808	99.850	0.042
51	23	100.043	99.966	-0.077
51	24	99.811	99.681	-0.130
51	25	100.100	100.072	-0.028
50	26	100.008	99.972	-0.036
50	27	99.805	99.717	-0.088
50	28	100.085	100.118	0.033
50	29	100.189	100.120	-0.069
50	30	100.256	100.214	-0.042
0	31	99.931	99.976	0.045
0	32	100.112	100.135	0.023
0	33	100.107	100.138	0.031
	Max	100.256	100.214	0.045
	Average	100.025	99.987	-0.038
	Min	99.738	99.681	-0.189
	Std Dev	0.156	0.158	0.053



28.192_ACCURACY I_SS_SET		
Test Site	Dallas	
Tester	ETS-364	
Test Number	EB6938	
Max Limit	101.1	uA
Min Limit	98.7	uA

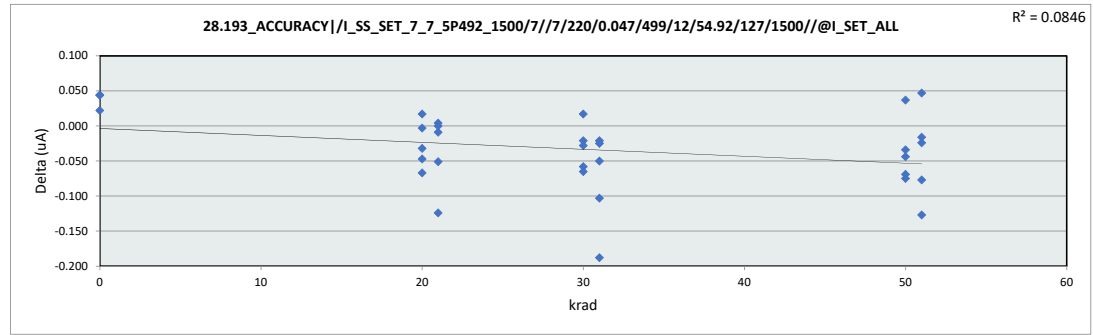
krad	0	20	21	30	31	50	51
LL	98.700	98.700	98.700	98.700	98.700	98.700	98.700
Min	99.976	99.954	99.725	99.941	99.693	99.717	99.681
Average	100.083	100.076	99.889	100.071	99.847	100.028	99.951
Max	100.138	100.121	100.042	100.130	100.002	100.214	100.186
UL	101.100	101.100	101.100	101.100	101.100	101.100	101.100



LDR Report  
TPS7H1111-SEP

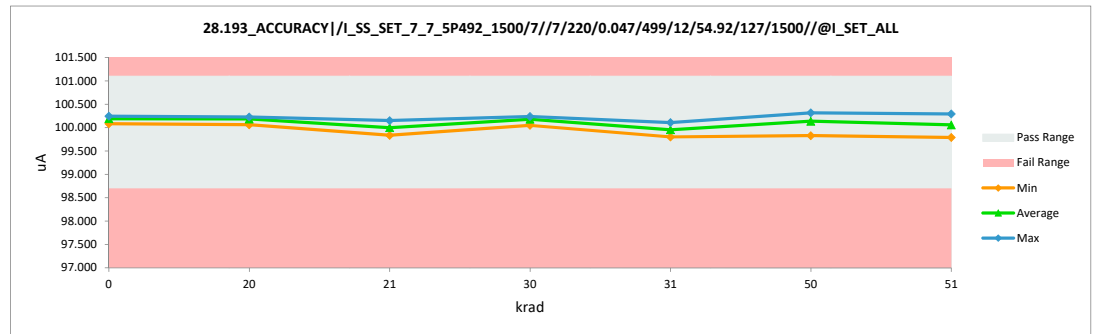
28.193_ACCURACY /I_SS_SET 7		
Test Site	Dallas	Dallas
Tester	ETS-364	ETS-364
Test Number	EB6938	EB6938
Unit	uA	uA
Max Limit	101.1	101.1
Min Limit	98.7	98.7

krad	Serial #	Pre	Post	Delta
21	1	99.852	99.856	0.004
21	2	99.835	99.835	0.000
21	3	100.073	100.022	-0.051
21	4	100.274	100.150	-0.124
21	5	100.133	100.124	-0.009
20	6	100.231	100.228	-0.003
20	7	100.160	100.177	0.017
20	8	100.108	100.061	-0.047
20	9	100.294	100.227	-0.067
20	10	100.259	100.227	-0.032
31	11	99.852	99.802	-0.050
31	12	99.835	99.814	-0.021
31	13	100.073	99.970	-0.103
31	14	100.274	100.086	-0.188
31	15	100.133	100.108	-0.025
30	16	100.231	100.203	-0.028
30	17	100.160	100.177	0.017
30	18	100.108	100.050	-0.058
30	19	100.294	100.229	-0.065
30	20	100.259	100.238	-0.021
51	21	100.316	100.292	-0.024
51	22	99.912	99.959	0.047
51	23	100.149	100.072	-0.077
51	24	99.917	99.790	-0.127
51	25	100.192	100.176	-0.016
50	26	100.116	100.082	-0.034
50	27	99.903	99.828	-0.075
50	28	100.189	100.226	0.037
50	29	100.295	100.226	-0.069
50	30	100.362	100.318	-0.044
0	31	100.039	100.083	0.044
0	32	100.219	100.241	0.022
0	33	100.200	100.244	0.044
Max		100.362	100.318	0.047
Average		100.129	100.095	-0.034
Min		99.835	99.790	-0.188
Std Dev		0.156	0.157	0.053



28.193_ACCURACY /I_SS_SET		
Test Site	Dallas	
Tester	ETS-364	
Test Number	EB6938	
Max Limit	101.1	uA
Min Limit	98.7	uA

krad	0	20	21	30	31	50	51
LL	98.700	98.700	98.700	98.700	98.700	98.700	98.700
Min	100.083	100.061	99.835	100.050	99.802	99.828	99.790
Average	100.189	100.184	99.997	100.179	99.956	100.136	100.058
Max	100.244	100.228	100.150	100.238	100.108	100.318	100.292
UL	101.100	101.100	101.100	101.100	101.100	101.100	101.100

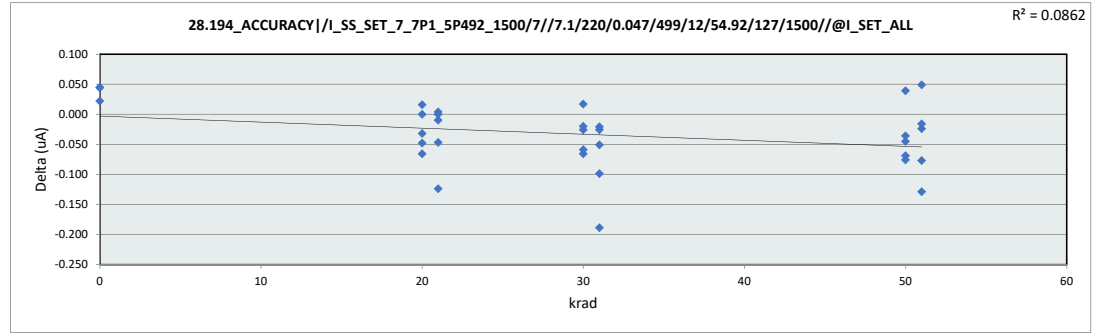




LDR Report  
TPS7H1111-SEP

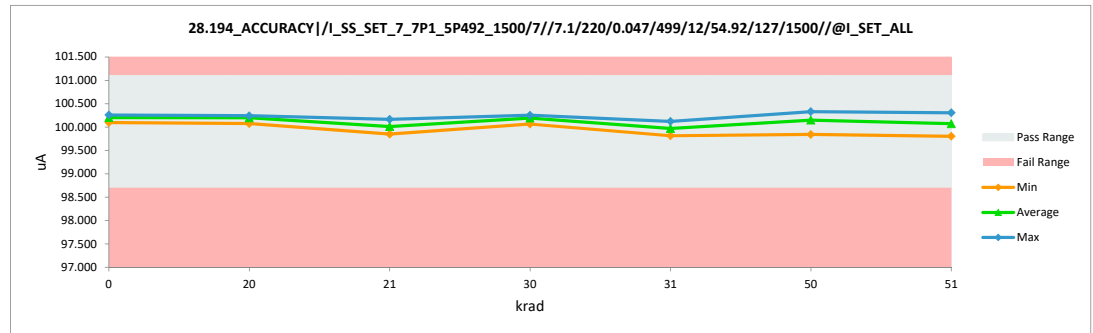
28.194_ACCURACY/I_SS_SET 7		
Test Site	Dallas	Dallas
Tester	ETS-364	ETS-364
Test Number	EB6938	EB6938
Unit	uA	uA
Max Limit	101.1	101.1
Min Limit	98.7	98.7

krad	Serial #	Pre	Post	Delta
21	1	99.864	99.868	0.004
21	2	99.848	99.848	0.000
21	3	100.082	100.035	-0.047
21	4	100.288	100.164	-0.124
21	5	100.147	100.137	-0.010
20	6	100.241	100.241	0.000
20	7	100.174	100.190	0.016
20	8	100.122	100.074	-0.048
20	9	100.306	100.240	-0.066
20	10	100.272	100.240	-0.032
31	11	99.864	99.813	-0.051
31	12	99.848	99.827	-0.021
31	13	100.082	99.983	-0.099
31	14	100.288	100.099	-0.189
31	15	100.147	100.121	-0.026
30	16	100.241	100.215	-0.026
30	17	100.174	100.191	0.017
30	18	100.122	100.063	-0.059
30	19	100.306	100.240	-0.066
30	20	100.272	100.252	-0.020
51	21	100.328	100.304	-0.024
51	22	99.924	99.973	0.049
51	23	100.162	100.085	-0.077
51	24	99.931	99.802	-0.129
51	25	100.204	100.188	-0.016
50	26	100.131	100.095	-0.036
50	27	99.916	99.840	-0.076
50	28	100.199	100.238	0.039
50	29	100.306	100.237	-0.069
50	30	100.374	100.329	-0.045
0	31	100.052	100.097	0.045
0	32	100.232	100.254	0.022
0	33	100.212	100.256	0.044
	Max	100.374	100.329	0.049
	Average	100.141	100.107	-0.034
	Min	99.848	99.802	-0.189
	Std Dev	0.156	0.157	0.054



28.194_ACCURACY/I_SS_SET	
Test Site	Dallas
Tester	ETS-364
Test Number	EB6938
Max Limit	101.1 uA
Min Limit	98.7 uA

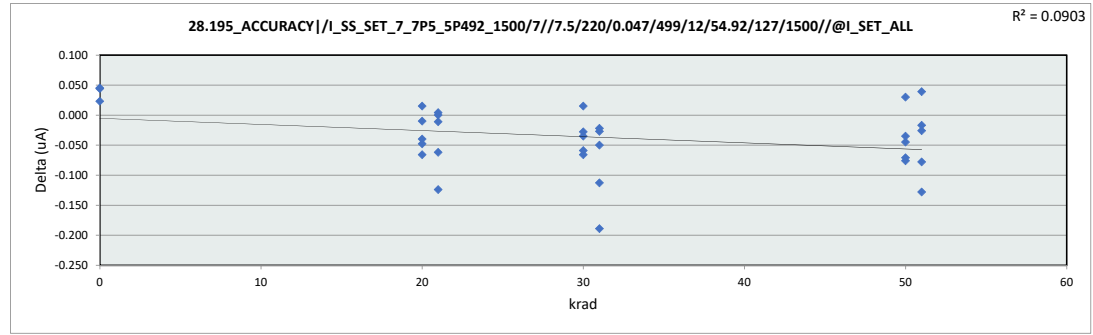
krad	0	20	21	30	31	50	51
LL	98.700	98.700	98.700	98.700	98.700	98.700	98.700
Min	100.097	100.074	99.848	100.063	99.813	99.840	99.802
Average	100.202	100.197	100.010	100.192	99.969	100.148	100.070
Max	100.256	100.241	100.164	100.252	100.121	100.329	100.304
UL	101.100	101.100	101.100	101.100	101.100	101.100	101.100



LDR Report  
TPS7H1111-SEP

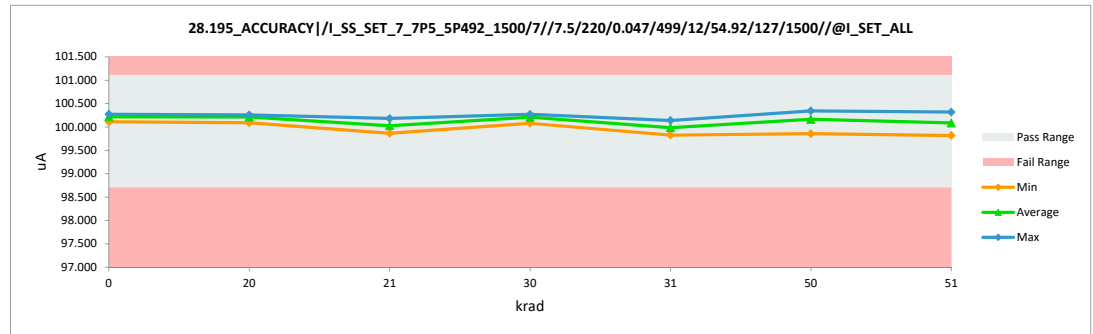
28.195_ACCURACY/I_SS_SET 7		
Test Site	Dallas	Dallas
Tester	ETS-364	ETS-364
Test Number	EB6938	EB6938
Unit	uA	uA
Max Limit	101.1	101.1
Min Limit	98.7	98.7

krad	Serial #	Pre	Post	Delta
21	1	99.876	99.880	0.004
21	2	99.863	99.863	0.000
21	3	100.110	100.048	-0.062
21	4	100.303	100.179	-0.124
21	5	100.163	100.152	-0.011
20	6	100.265	100.255	-0.010
20	7	100.191	100.206	0.015
20	8	100.137	100.089	-0.048
20	9	100.320	100.254	-0.066
20	10	100.296	100.256	-0.040
31	11	99.876	99.826	-0.050
31	12	99.863	99.841	-0.022
31	13	100.110	99.997	-0.113
31	14	100.303	100.114	-0.189
31	15	100.163	100.136	-0.027
30	16	100.265	100.230	-0.035
30	17	100.191	100.206	0.015
30	18	100.137	100.078	-0.059
30	19	100.320	100.254	-0.066
30	20	100.296	100.268	-0.028
51	21	100.343	100.317	-0.026
51	22	99.949	99.988	0.039
51	23	100.177	100.099	-0.078
51	24	99.943	99.815	-0.128
51	25	100.219	100.202	-0.017
50	26	100.147	100.112	-0.035
50	27	99.931	99.855	-0.076
50	28	100.221	100.251	0.030
50	29	100.319	100.248	-0.071
50	30	100.388	100.343	-0.045
0	31	100.067	100.111	0.044
0	32	100.246	100.269	0.023
0	33	100.226	100.271	0.045
Max		100.388	100.343	0.045
Average		100.158	100.122	-0.037
Min		99.863	99.815	-0.189
Std Dev		0.156	0.157	0.053



28.195_ACCURACY/I_SS_SET	
Test Site	Dallas
Tester	ETS-364
Test Number	EB6938
Max Limit	101.1 uA
Min Limit	98.7 uA

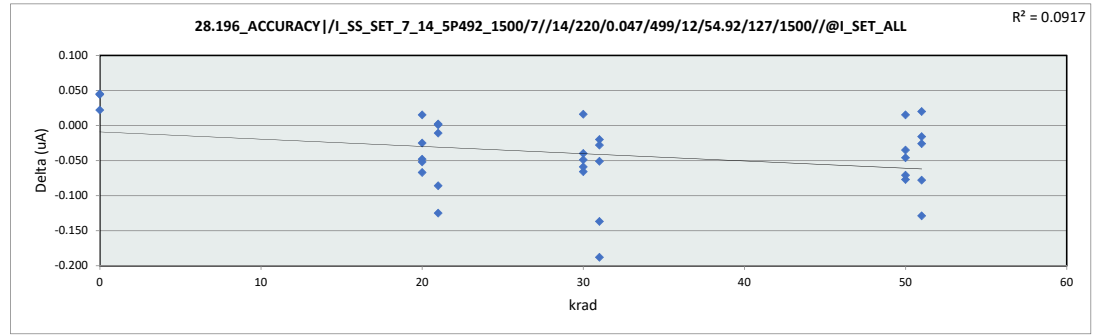
	0	20	21	30	31	50	51
LL	98.700	98.700	98.700	98.700	98.700	98.700	98.700
Min	100.111	100.089	99.863	100.078	99.826	99.855	99.815
Average	100.217	100.212	100.024	100.207	99.983	100.162	100.084
Max	100.271	100.256	100.179	100.268	100.136	100.343	100.317
UL	101.100	101.100	101.100	101.100	101.100	101.100	101.100



LDR Report  
TPS7H1111-SEP

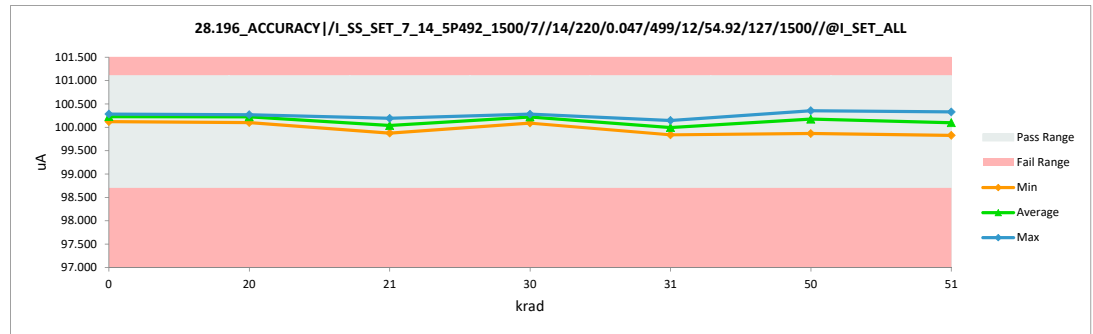
28.196_ACCURACY /I_SS_SET 7		
Test Site	Dallas	Dallas
Tester	ETS-364	ETS-364
Test Number	EB6938	EB6938
Unit	uA	uA
Max Limit	101.1	101.1
Min Limit	98.7	98.7

krad	Serial #	Pre	Post	Delta
21	1	99.888	99.890	0.002
21	2	99.873	99.874	0.001
21	3	100.145	100.059	-0.086
21	4	100.315	100.190	-0.125
21	5	100.174	100.163	-0.011
20	6	100.291	100.266	-0.025
20	7	100.202	100.217	0.015
20	8	100.148	100.100	-0.048
20	9	100.331	100.264	-0.067
20	10	100.319	100.267	-0.052
31	11	99.888	99.837	-0.051
31	12	99.873	99.853	-0.020
31	13	100.145	100.008	-0.137
31	14	100.315	100.127	-0.188
31	15	100.174	100.146	-0.028
30	16	100.291	100.242	-0.049
30	17	100.202	100.218	0.016
30	18	100.148	100.089	-0.059
30	19	100.331	100.265	-0.066
30	20	100.319	100.279	-0.040
51	21	100.353	100.327	-0.026
51	22	99.980	100.000	0.020
51	23	100.188	100.110	-0.078
51	24	99.954	99.825	-0.129
51	25	100.229	100.213	-0.016
50	26	100.159	100.124	-0.035
50	27	99.942	99.865	-0.077
50	28	100.246	100.261	0.015
50	29	100.329	100.258	-0.071
50	30	100.398	100.352	-0.046
0	31	100.078	100.122	0.044
0	32	100.257	100.279	0.022
0	33	100.236	100.281	0.045
	Max	100.398	100.352	0.045
	Average	100.173	100.132	-0.041
	Min	99.873	99.825	-0.188
	Std Dev	0.156	0.157	0.053



28.196_ACCURACY /I_SS_SET	
Test Site	Dallas
Tester	ETS-364
Test Number	EB6938
Max Limit	101.1 uA
Min Limit	98.7 uA

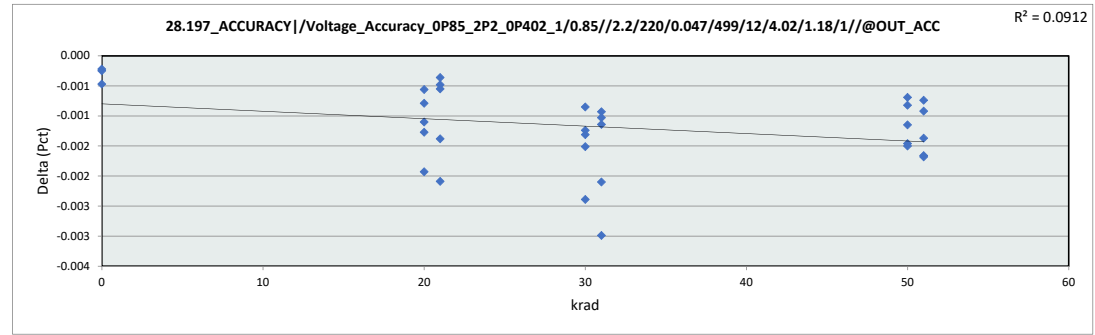
krad	0	20	21	30	31	50	51
LL	98.700	98.700	98.700	98.700	98.700	98.700	98.700
Min	100.122	100.100	99.874	100.089	99.837	99.865	99.825
Average	100.227	100.223	100.035	100.219	99.994	100.172	100.095
Max	100.281	100.267	100.190	100.279	100.146	100.352	100.327
UL	101.100	101.100	101.100	101.100	101.100	101.100	101.100



LDR Report  
TPS7H1111-SEP

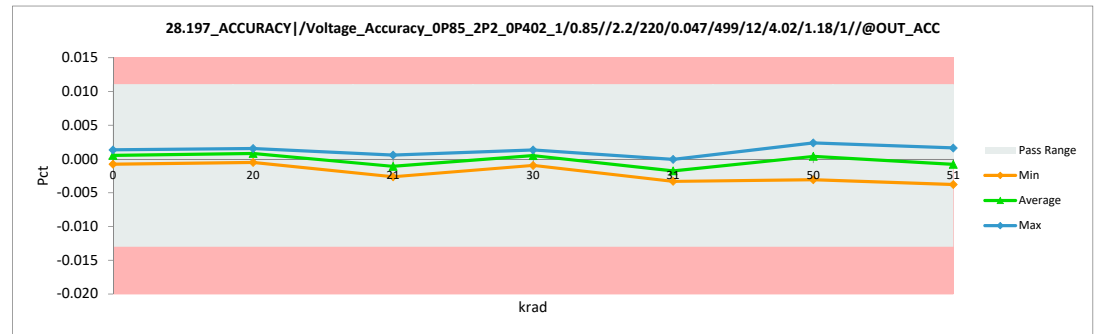
28.197_ACCURACY /Voltage_Acc		
Test Site	Dallas	Dallas
Tester	ETS-364	ETS-364
Test Number	EB6938	EB6938
Unit		Pct
Max Limit	0.011	0.011
Min Limit	-0.013	-0.013

krad	Serial #	Pre	Post	Delta
21	1	-0.002	-0.003	0.000
21	2	-0.002	-0.002	-0.001
21	3	0.000	-0.001	-0.001
21	4	0.003	0.001	-0.002
21	5	0.001	0.000	0.000
20	6	0.003	0.002	-0.002
20	7	0.001	0.001	-0.001
20	8	0.000	-0.001	-0.001
20	9	0.002	0.001	-0.001
20	10	0.003	0.002	-0.001
31	11	-0.002	-0.003	-0.001
31	12	-0.002	-0.003	-0.001
31	13	0.000	-0.002	-0.002
31	14	0.003	0.000	-0.003
31	15	0.001	0.000	-0.001
30	16	0.003	0.001	-0.002
30	17	0.001	0.000	-0.001
30	18	0.000	-0.001	-0.001
30	19	0.002	0.001	-0.002
30	20	0.003	0.001	-0.001
51	21	0.003	0.002	-0.001
51	22	0.000	-0.002	-0.001
51	23	0.001	-0.001	-0.002
51	24	-0.002	-0.004	-0.002
51	25	0.001	0.001	-0.001
50	26	0.000	-0.001	-0.001
50	27	-0.002	-0.003	-0.001
50	28	0.003	0.001	-0.001
50	29	0.003	0.002	-0.001
50	30	0.003	0.002	-0.001
0	31	0.000	-0.001	0.000
0	32	0.001	0.001	0.000
0	33	0.002	0.001	0.000
Max		0.003	0.002	0.000
Average		0.001	0.000	-0.001
Min		-0.002	-0.004	-0.003
Std Dev		0.002	0.002	0.001



28.197_ACCURACY /Voltage_A		
Test Site	Dallas	
Tester	ETS-364	
Test Number	EB6938	
Max Limit	0.011	Pct
Min Limit	-0.013	Pct

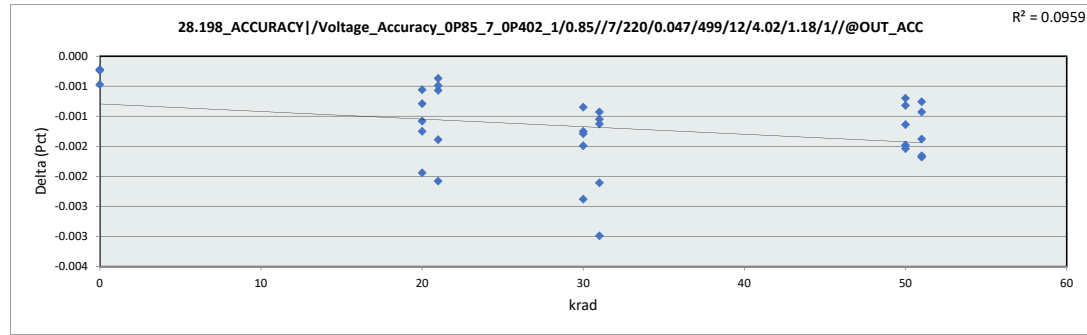
krad	0	20	21	30	31	50	51
LL	-0.013	-0.013	-0.013	-0.013	-0.013	-0.013	-0.013
Min	-0.001	-0.001	-0.003	-0.001	-0.003	-0.003	-0.004
Average	0.001	0.001	-0.001	0.000	-0.002	0.000	-0.001
Max	0.001	0.002	0.001	0.001	0.000	0.002	0.002
UL	0.011	0.011	0.011	0.011	0.011	0.011	0.011



LDR Report  
TPS7H1111-SEP

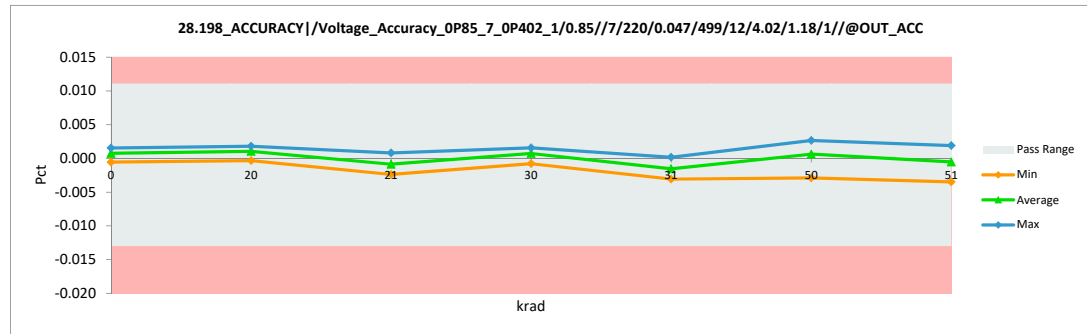
28.198_ACCURACY /Voltage_Acc		
Test Site	Dallas	Dallas
Tester	ETS-364	ETS-364
Test Number	EB6938	EB6938
Unit		Pct
Max Limit	0.011	0.011
Min Limit	-0.013	-0.013

krad	Serial #	Pre	Post	Delta
21	1	-0.002	-0.002	0.000
21	2	-0.002	-0.002	-0.001
21	3	0.000	-0.001	-0.001
21	4	0.003	0.001	-0.002
21	5	0.001	0.001	0.000
20	6	0.004	0.002	-0.002
20	7	0.001	0.001	-0.001
20	8	0.000	0.000	-0.001
20	9	0.002	0.001	-0.001
20	10	0.003	0.002	-0.001
31	11	-0.002	-0.003	-0.001
31	12	-0.002	-0.003	-0.001
31	13	0.000	-0.002	-0.002
31	14	0.003	0.000	-0.003
31	15	0.001	0.000	-0.001
30	16	0.004	0.001	-0.002
30	17	0.001	0.001	-0.001
30	18	0.000	-0.001	-0.001
30	19	0.002	0.001	-0.001
30	20	0.003	0.002	-0.001
51	21	0.003	0.002	-0.001
51	22	0.000	-0.002	-0.001
51	23	0.001	-0.001	-0.002
51	24	-0.002	-0.003	-0.002
51	25	0.002	0.001	-0.001
50	26	0.000	0.000	-0.001
50	27	-0.001	-0.003	-0.002
50	28	0.003	0.002	-0.001
50	29	0.004	0.002	-0.001
50	30	0.003	0.003	-0.001
0	31	0.000	-0.001	0.000
0	32	0.001	0.001	0.000
0	33	0.002	0.002	0.000
Max		0.004	0.003	0.000
Average		0.001	0.000	-0.001
Min		-0.002	-0.003	-0.003
Std Dev		0.002	0.002	0.001



28.198_ACCURACY /Voltage_Acc		
Test Site	Dallas	
Tester	ETS-364	
Test Number	EB6938	
Max Limit	0.011	Pct
Min Limit	-0.013	Pct

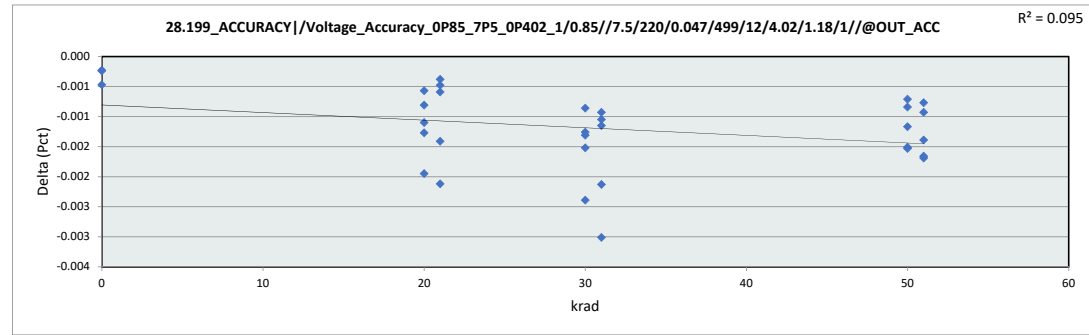
krad	0	20	21	30	31	50	51
LL	-0.013	-0.013	-0.013	-0.013	-0.013	-0.013	-0.013
Min	-0.001	0.000	-0.002	-0.001	-0.003	-0.003	-0.003
Average	0.001	0.001	-0.001	0.001	-0.002	0.001	-0.001
Max	0.002	0.002	0.001	0.002	0.000	0.003	0.002
UL	0.011	0.011	0.011	0.011	0.011	0.011	0.011



LDR Report  
TPS7H1111-SEP

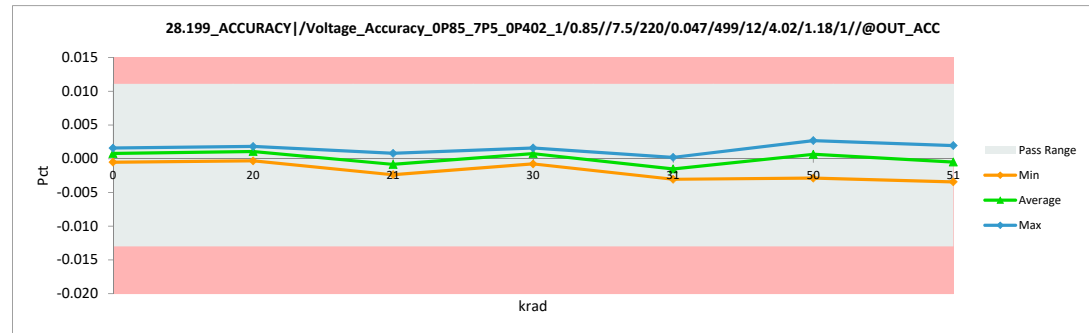
28.199_ACCURACY /Voltage_Acc		
Test Site	Dallas	Dallas
Tester	ETS-364	ETS-364
Test Number	EB6938	EB6938
Unit		Pct
Max Limit	0.011	0.011
Min Limit	-0.013	-0.013

krad	Serial #	Pre	Post	Delta
21	1	-0.002	-0.002	0.000
21	2	-0.002	-0.002	-0.001
21	3	0.000	-0.001	-0.001
21	4	0.003	0.001	-0.002
21	5	0.001	0.001	0.000
20	6	0.004	0.002	-0.002
20	7	0.002	0.001	-0.001
20	8	0.000	0.000	-0.001
20	9	0.002	0.001	-0.001
20	10	0.003	0.002	-0.001
31	11	-0.002	-0.003	-0.001
31	12	-0.002	-0.003	-0.001
31	13	0.000	-0.002	-0.002
31	14	0.003	0.000	-0.003
31	15	0.001	0.000	-0.001
30	16	0.004	0.001	-0.002
30	17	0.002	0.001	-0.001
30	18	0.000	-0.001	-0.001
30	19	0.002	0.001	-0.002
30	20	0.003	0.002	-0.001
51	21	0.003	0.002	-0.001
51	22	0.000	-0.001	-0.001
51	23	0.001	-0.001	-0.002
51	24	-0.002	-0.003	-0.002
51	25	0.002	0.001	-0.001
50	26	0.000	0.000	-0.001
50	27	-0.001	-0.003	-0.002
50	28	0.003	0.002	-0.001
50	29	0.004	0.002	-0.002
50	30	0.003	0.003	-0.001
0	31	0.000	-0.001	0.000
0	32	0.002	0.001	0.000
0	33	0.002	0.002	0.000
Max		0.004	0.003	0.000
Average		0.001	0.000	-0.001
Min		-0.002	-0.003	-0.003
Std Dev		0.002	0.002	0.001



28.199_ACCURACY /Voltage_A		
Test Site	Dallas	
Tester	ETS-364	
Test Number	EB6938	
Max Limit	0.011	Pct
Min Limit	-0.013	Pct

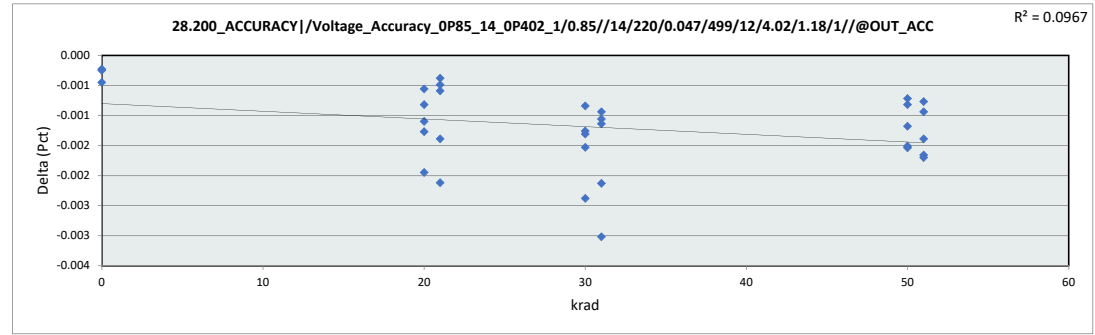
krad	0	20	21	30	31	50	51
LL	-0.013	-0.013	-0.013	-0.013	-0.013	-0.013	-0.013
Min	-0.001	0.000	-0.002	-0.001	-0.003	-0.003	-0.003
Average	0.001	0.001	-0.001	0.001	-0.002	0.001	-0.001
Max	0.002	0.002	0.001	0.002	0.000	0.003	0.002
UL	0.011	0.011	0.011	0.011	0.011	0.011	0.011



LDR Report  
TPS7H1111-SEP

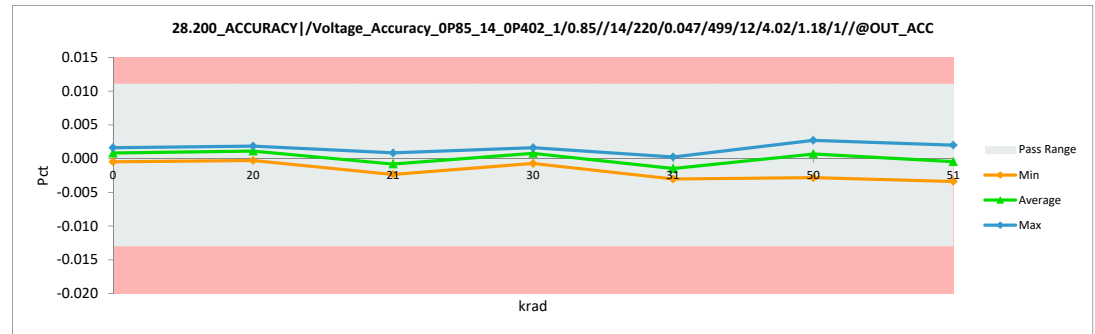
28.200_ACCURACY /Voltage_Acc		
Test Site	Dallas	Dallas
Tester	ETS-364	ETS-364
Test Number	EB6938	EB6938
Unit		Pct
Max Limit	0.011	0.011
Min Limit	-0.013	-0.013

krad	Serial #	Pre	Post	Delta
21	1	-0.002	-0.002	0.000
21	2	-0.002	-0.002	-0.001
21	3	0.000	-0.001	-0.001
21	4	0.003	0.001	-0.002
21	5	0.001	0.001	0.000
20	6	0.004	0.002	-0.002
20	7	0.002	0.001	-0.001
20	8	0.001	0.000	-0.001
20	9	0.002	0.001	-0.001
20	10	0.003	0.002	-0.001
31	11	-0.002	-0.003	-0.001
31	12	-0.002	-0.003	-0.001
31	13	0.000	-0.002	-0.002
31	14	0.003	0.000	-0.003
31	15	0.001	0.000	-0.001
30	16	0.004	0.001	-0.002
30	17	0.002	0.001	-0.001
30	18	0.001	-0.001	-0.001
30	19	0.002	0.001	-0.002
30	20	0.003	0.002	-0.001
51	21	0.003	0.002	-0.001
51	22	0.000	-0.001	-0.001
51	23	0.001	-0.001	-0.002
51	24	-0.002	-0.003	-0.002
51	25	0.002	0.001	-0.001
50	26	0.000	0.000	-0.001
50	27	-0.001	-0.003	-0.002
50	28	0.003	0.002	-0.001
50	29	0.004	0.002	-0.002
50	30	0.003	0.003	-0.001
0	31	0.000	0.000	0.000
0	32	0.002	0.001	0.000
0	33	0.002	0.002	0.000
Max		0.004	0.003	0.000
Average		0.001	0.000	-0.001
Min		-0.002	-0.003	-0.003
Std Dev		0.002	0.002	0.001



28.200_ACCURACY /Voltage_A		
Test Site	Dallas	
Tester	ETS-364	
Test Number	EB6938	
Max Limit	0.011	Pct
Min Limit	-0.013	Pct

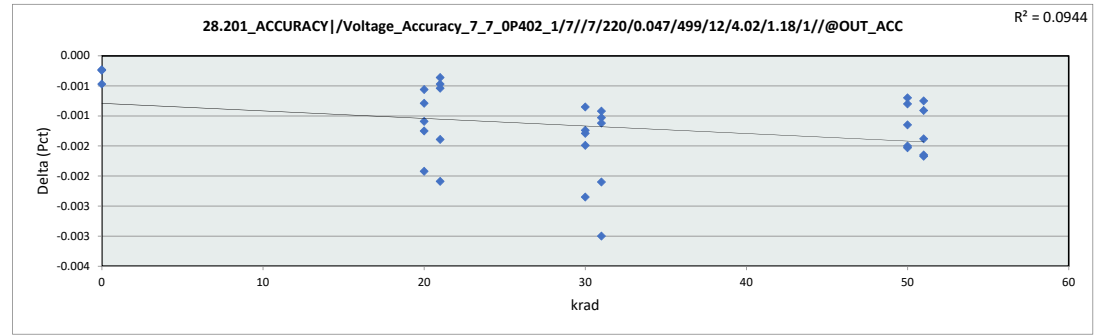
krad	0	20	21	30	31	50	51
LL	-0.013	-0.013	-0.013	-0.013	-0.013	-0.013	-0.013
Min	0.000	0.000	-0.002	-0.001	-0.003	-0.003	-0.003
Average	0.001	0.001	-0.001	0.001	-0.001	0.001	0.000
Max	0.002	0.002	0.001	0.002	0.000	0.003	0.002
UL	0.011	0.011	0.011	0.011	0.011	0.011	0.011



LDR Report  
TPS7H1111-SEP

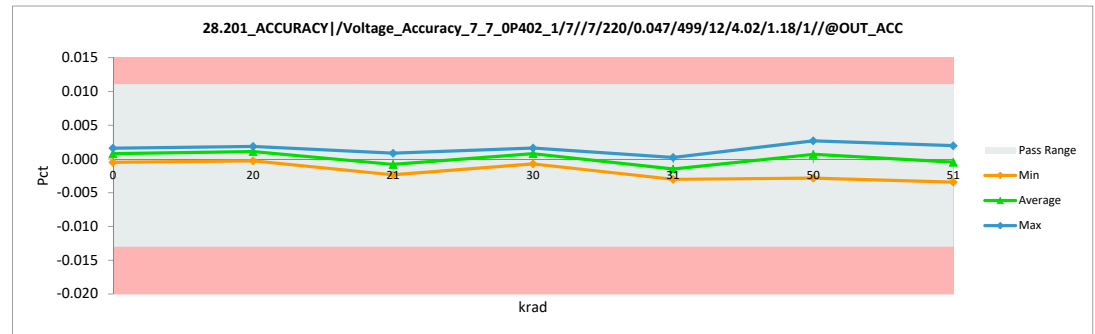
28.201_ACCURACY /Voltage_Acc		
Test Site	Dallas	Dallas
Tester	ETS-364	ETS-364
Test Number	EB6938	EB6938
Unit		Pct
Max Limit	0.011	0.011
Min Limit	-0.013	-0.013

krad	Serial #	Pre	Post	Delta
21	1	-0.002	-0.002	0.000
21	2	-0.002	-0.002	-0.001
21	3	0.000	-0.001	-0.001
21	4	0.003	0.001	-0.002
21	5	0.001	0.001	0.000
20	6	0.004	0.002	-0.002
20	7	0.002	0.001	-0.001
20	8	0.001	0.000	-0.001
20	9	0.002	0.001	-0.001
20	10	0.003	0.002	-0.001
31	11	-0.002	-0.003	-0.001
31	12	-0.002	-0.003	-0.001
31	13	0.000	-0.002	-0.002
31	14	0.003	0.000	-0.003
31	15	0.001	0.000	-0.001
30	16	0.004	0.001	-0.002
30	17	0.002	0.001	-0.001
30	18	0.001	-0.001	-0.001
30	19	0.002	0.001	-0.001
30	20	0.003	0.002	-0.001
51	21	0.003	0.002	-0.001
51	22	0.000	-0.001	-0.001
51	23	0.001	-0.001	-0.002
51	24	-0.002	-0.003	-0.002
51	25	0.002	0.001	-0.001
50	26	0.000	0.000	-0.001
50	27	-0.001	-0.003	-0.002
50	28	0.003	0.002	-0.001
50	29	0.004	0.002	-0.002
50	30	0.003	0.003	-0.001
0	31	0.000	-0.001	0.000
0	32	0.002	0.001	0.000
0	33	0.002	0.002	0.000
Max		0.004	0.003	0.000
Average		0.001	0.000	-0.001
Min		-0.002	-0.003	-0.003
Std Dev		0.002	0.002	0.001



28.201_ACCURACY /Voltage_Acc		
Test Site	Dallas	
Tester	ETS-364	
Test Number	EB6938	
Max Limit	0.011	Pct
Min Limit	-0.013	Pct

krad	0	20	21	30	31	50	51
LL	-0.013	-0.013	-0.013	-0.013	-0.013	-0.013	-0.013
Min	-0.001	0.000	-0.002	-0.001	-0.003	-0.003	-0.003
Average	0.001	0.001	-0.001	0.001	-0.001	0.001	0.000
Max	0.002	0.002	0.001	0.002	0.000	0.003	0.002
UL	0.011	0.011	0.011	0.011	0.011	0.011	0.011

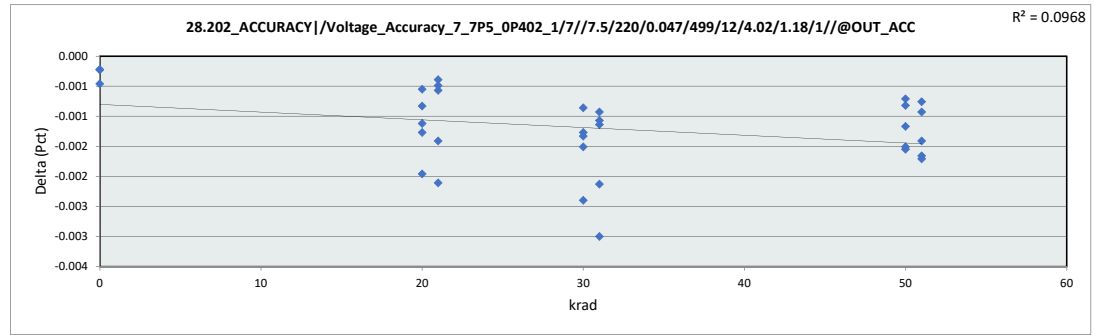




LDR Report  
TPS7H1111-SEP

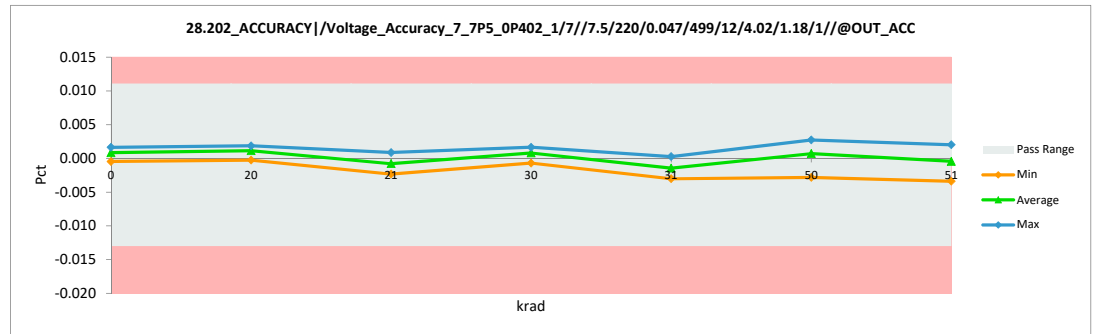
28.202_ACCURACY /Voltage_Acc		
Test Site	Dallas	Dallas
Tester	ETS-364	ETS-364
Test Number	EB6938	EB6938
Unit		Pct
Max Limit	0.011	0.011
Min Limit	-0.013	-0.013

krad	Serial #	Pre	Post	Delta
21	1	-0.002	-0.002	0.000
21	2	-0.002	-0.002	-0.001
21	3	0.000	-0.001	-0.001
21	4	0.003	0.001	-0.002
21	5	0.001	0.001	0.000
20	6	0.004	0.002	-0.002
20	7	0.002	0.001	-0.001
20	8	0.001	0.000	-0.001
20	9	0.002	0.001	-0.001
20	10	0.003	0.002	-0.001
31	11	-0.002	-0.003	-0.001
31	12	-0.002	-0.003	-0.001
31	13	0.000	-0.002	-0.002
31	14	0.003	0.000	-0.003
31	15	0.001	0.000	-0.001
30	16	0.004	0.001	-0.002
30	17	0.002	0.001	-0.001
30	18	0.001	-0.001	-0.001
30	19	0.002	0.001	-0.002
30	20	0.003	0.002	-0.001
51	21	0.003	0.002	-0.001
51	22	0.000	-0.001	-0.001
51	23	0.001	0.000	-0.002
51	24	-0.002	-0.003	-0.002
51	25	0.002	0.001	-0.001
50	26	0.000	0.000	-0.001
50	27	-0.001	-0.003	-0.002
50	28	0.003	0.002	-0.001
50	29	0.004	0.002	-0.002
50	30	0.003	0.003	-0.001
0	31	0.000	0.000	0.000
0	32	0.002	0.001	0.000
0	33	0.002	0.002	0.000
	Max	0.004	0.003	0.000
	Average	0.001	0.000	-0.001
	Min	-0.002	-0.003	-0.003
	Std Dev	0.002	0.002	0.001



28.202_ACCURACY /Voltage_Acc		
Test Site	Dallas	
Tester	ETS-364	
Test Number	EB6938	
Max Limit	0.011	Pct
Min Limit	-0.013	Pct

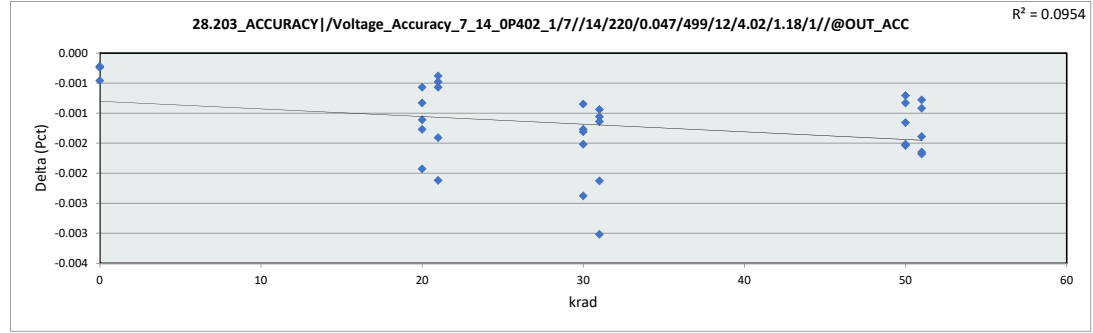
krad	0	20	21	30	31	50	51
LL	-0.013	-0.013	-0.013	-0.013	-0.013	-0.013	-0.013
Min	0.000	0.000	-0.002	-0.001	-0.003	-0.003	-0.003
Average	0.001	0.001	-0.001	0.001	-0.001	0.001	0.000
Max	0.002	0.002	0.001	0.002	0.000	0.003	0.002
UL	0.011	0.011	0.011	0.011	0.011	0.011	0.011



LDR Report  
TPS7H1111-SEP

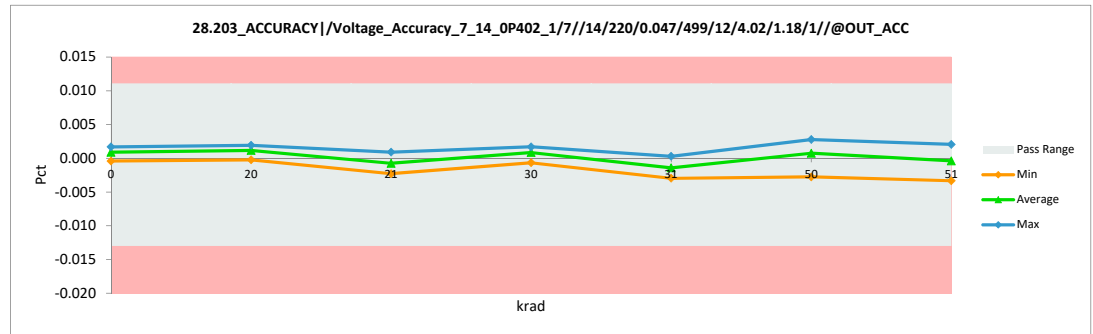
28.203_ACCURACY /Voltage_Acc		
Test Site	Dallas	Dallas
Tester	ETS-364	ETS-364
Test Number	EB6938	EB6938
Unit		Pct
Max Limit	0.011	0.011
Min Limit	-0.013	-0.013

krad	Serial #	Pre	Post	Delta
21	1	-0.002	-0.002	0.000
21	2	-0.001	-0.002	-0.001
21	3	0.000	-0.001	-0.001
21	4	0.003	0.001	-0.002
21	5	0.001	0.001	0.000
20	6	0.004	0.002	-0.002
20	7	0.002	0.001	-0.001
20	8	0.001	0.000	-0.001
20	9	0.003	0.001	-0.001
20	10	0.003	0.002	-0.001
31	11	-0.002	-0.003	-0.001
31	12	-0.001	-0.003	-0.001
31	13	0.000	-0.002	-0.002
31	14	0.003	0.000	-0.003
31	15	0.001	0.000	-0.001
30	16	0.004	0.001	-0.002
30	17	0.002	0.001	-0.001
30	18	0.001	-0.001	-0.001
30	19	0.003	0.001	-0.002
30	20	0.003	0.002	-0.001
51	21	0.003	0.002	-0.001
51	22	0.000	-0.001	-0.001
51	23	0.001	0.000	-0.002
51	24	-0.002	-0.003	-0.002
51	25	0.002	0.001	-0.001
50	26	0.001	0.000	-0.001
50	27	-0.001	-0.003	-0.002
50	28	0.003	0.002	-0.001
50	29	0.004	0.002	-0.002
50	30	0.003	0.003	-0.001
0	31	0.000	0.000	0.000
0	32	0.002	0.001	0.000
0	33	0.002	0.002	0.000
Max		0.004	0.003	0.000
Average		0.001	0.000	-0.001
Min		-0.002	-0.003	-0.003
Std Dev		0.002	0.002	0.001



28.203_ACCURACY /Voltage_A		
Test Site	Dallas	
Tester	ETS-364	
Test Number	EB6938	
Max Limit	0.011	Pct
Min Limit	-0.013	Pct

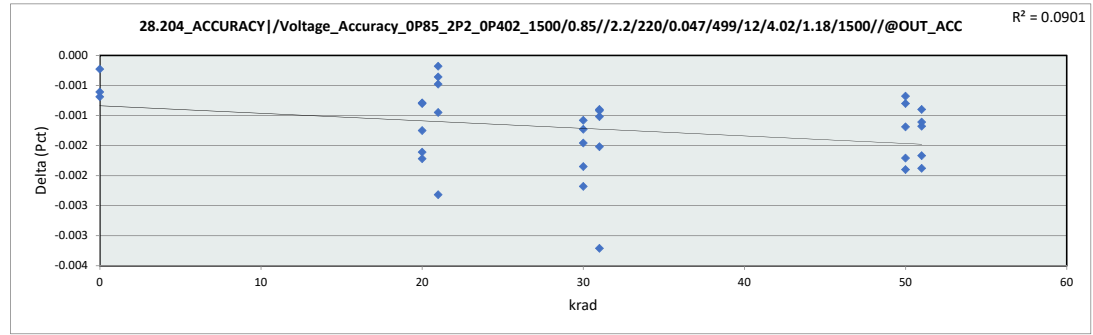
krad	0	20	21	30	31	50	51
LL	-0.013	-0.013	-0.013	-0.013	-0.013	-0.013	-0.013
Min	0.000	0.000	-0.002	-0.001	-0.003	-0.003	-0.003
Average	0.001	0.001	-0.001	0.001	-0.001	0.001	0.000
Max	0.002	0.002	0.001	0.002	0.000	0.003	0.002
UL	0.011	0.011	0.011	0.011	0.011	0.011	0.011



LDR Report  
TPS7H1111-SEP

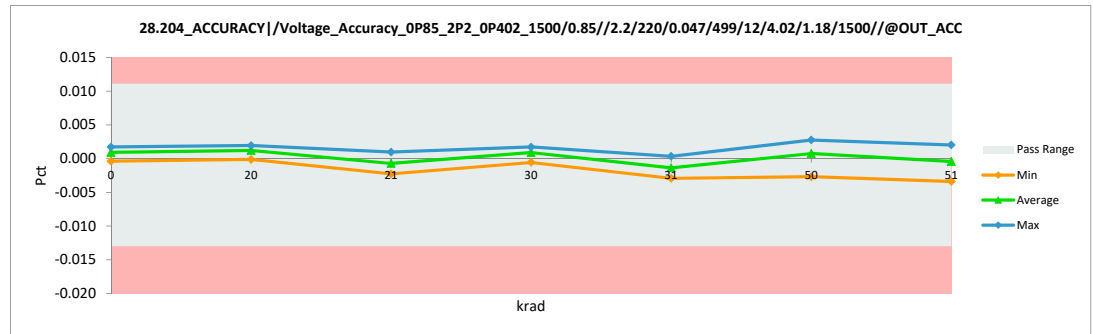
28.204_ACCURACY /Voltage_Acc		
Test Site	Dallas	Dallas
Tester	ETS-364	ETS-364
Test Number	EB6938	EB6938
Unit		Pct
Max Limit	0.011	0.011
Min Limit	-0.013	-0.013

krad	Serial #	Pre	Post	Delta
21	1	-0.002	-0.002	0.000
21	2	-0.001	-0.002	-0.001
21	3	-0.001	-0.001	0.000
21	4	0.003	0.001	-0.002
21	5	0.001	0.001	0.000
20	6	0.004	0.002	-0.002
20	7	0.002	0.001	-0.001
20	8	0.001	0.000	-0.001
20	9	0.003	0.001	-0.002
20	10	0.003	0.002	-0.001
31	11	-0.002	-0.003	-0.001
31	12	-0.001	-0.003	-0.002
31	13	-0.001	-0.002	-0.001
31	14	0.003	0.000	-0.003
31	15	0.001	0.000	-0.001
30	16	0.004	0.001	-0.002
30	17	0.002	0.001	-0.001
30	18	0.001	-0.001	-0.001
30	19	0.003	0.001	-0.002
30	20	0.003	0.002	-0.001
51	21	0.003	0.002	-0.001
51	22	0.000	-0.001	-0.001
51	23	0.001	0.000	-0.002
51	24	-0.002	-0.003	-0.002
51	25	0.002	0.001	-0.001
50	26	0.001	0.000	-0.001
50	27	-0.001	-0.003	-0.002
50	28	0.003	0.002	-0.001
50	29	0.004	0.002	-0.002
50	30	0.003	0.003	-0.001
0	31	0.000	0.000	-0.001
0	32	0.002	0.001	0.000
0	33	0.002	0.002	-0.001
	Max	0.004	0.003	0.000
	Average	0.001	0.000	-0.001
	Min	-0.002	-0.003	-0.003
	Std Dev	0.002	0.002	0.001



28.204_ACCURACY /Voltage_Acc		
Test Site	Dallas	
Tester	ETS-364	
Test Number	EB6938	
Max Limit	0.011	Pct
Min Limit	-0.013	Pct

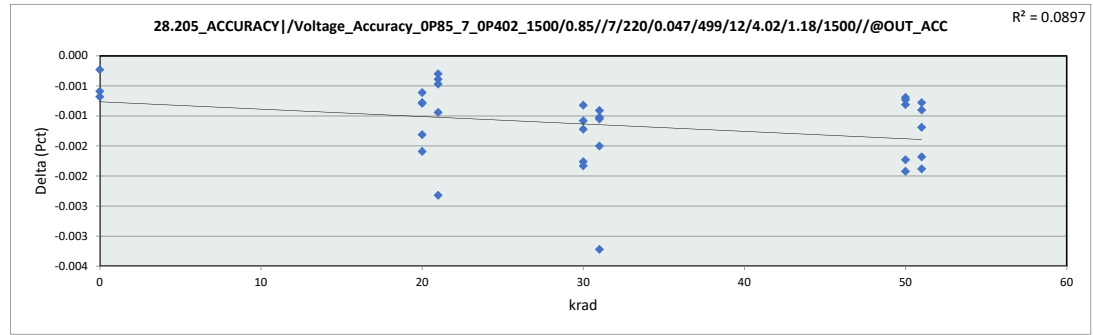
krad	0	20	21	30	31	50	51
LL	-0.013	-0.013	-0.013	-0.013	-0.013	-0.013	-0.013
Min	0.000	0.000	-0.002	-0.001	-0.003	-0.003	-0.003
Average	0.001	0.001	-0.001	0.001	-0.001	0.001	0.000
Max	0.002	0.002	0.001	0.002	0.000	0.003	0.002
UL	0.011	0.011	0.011	0.011	0.011	0.011	0.011



LDR Report  
TPS7H1111-SEP

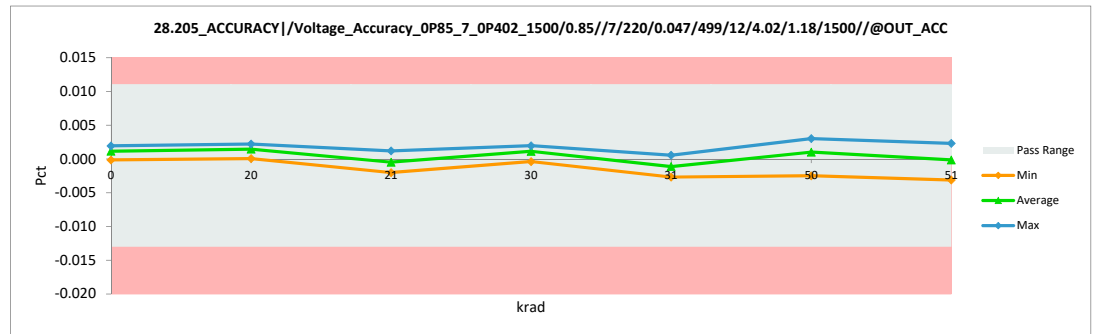
28.205_ACCURACY /Voltage_Acc		
Test Site	Dallas	Dallas
Tester	ETS-364	ETS-364
Test Number	EB6938	EB6938
Unit		Pct
Max Limit	0.011	0.011
Min Limit	-0.013	-0.013

krad	Serial #	Pre	Post	Delta
21	1	-0.002	-0.002	0.000
21	2	-0.001	-0.002	-0.001
21	3	0.000	-0.001	0.000
21	4	0.004	0.001	-0.002
21	5	0.001	0.001	0.000
20	6	0.004	0.002	-0.001
20	7	0.002	0.001	-0.001
20	8	0.001	0.000	-0.001
20	9	0.003	0.002	-0.002
20	10	0.003	0.002	-0.001
31	11	-0.002	-0.003	-0.001
31	12	-0.001	-0.002	-0.002
31	13	0.000	-0.002	-0.001
31	14	0.004	0.000	-0.003
31	15	0.001	0.001	-0.001
30	16	0.004	0.002	-0.002
30	17	0.002	0.001	-0.001
30	18	0.001	0.000	-0.001
30	19	0.003	0.001	-0.002
30	20	0.003	0.002	-0.001
51	21	0.003	0.002	-0.001
51	22	0.000	-0.001	-0.001
51	23	0.002	0.000	-0.002
51	24	-0.001	-0.003	-0.002
51	25	0.003	0.001	-0.001
50	26	0.001	0.000	-0.001
50	27	-0.001	-0.002	-0.002
50	28	0.003	0.002	-0.001
50	29	0.004	0.002	-0.002
50	30	0.004	0.003	-0.001
0	31	0.001	0.000	-0.001
0	32	0.002	0.002	0.000
0	33	0.003	0.002	-0.001
	Max	0.004	0.003	0.000
	Average	0.002	0.000	-0.001
	Min	-0.002	-0.003	-0.003
	Std Dev	0.002	0.002	0.001



28.205_ACCURACY /Voltage_A		
Test Site	Dallas	
Tester	ETS-364	
Test Number	EB6938	
Max Limit	0.011	Pct
Min Limit	-0.013	Pct

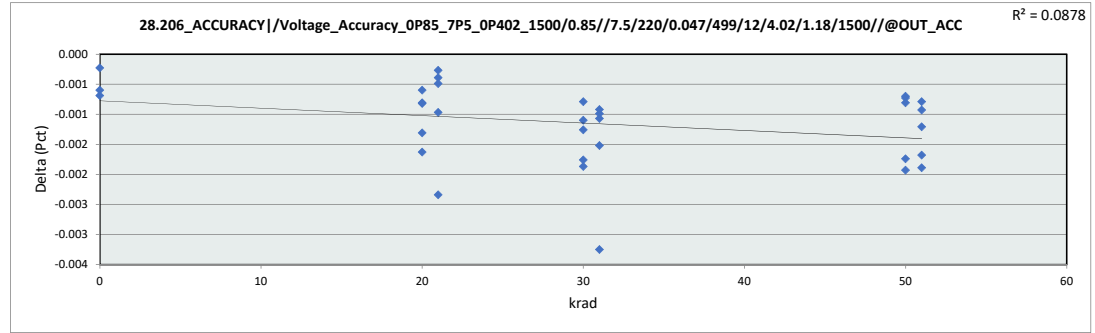
krad	0	20	21	30	31	50	51
LL	-0.013	-0.013	-0.013	-0.013	-0.013	-0.013	-0.013
Min	0.000	0.000	-0.002	0.000	-0.003	-0.002	-0.003
Average	0.001	0.001	0.000	0.001	-0.001	0.001	0.000
Max	0.002	0.002	0.001	0.002	0.001	0.003	0.002
UL	0.011	0.011	0.011	0.011	0.011	0.011	0.011



LDR Report  
TPS7H1111-SEP

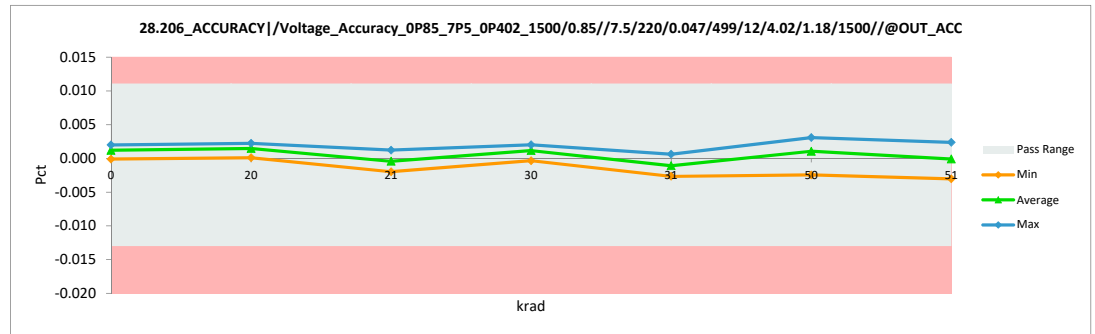
28.206_ACCURACY /Voltage_Acc		
Test Site	Dallas	Dallas
Tester	ETS-364	ETS-364
Test Number	EB6938	EB6938
Unit		Pct
Max Limit	0.011	0.011
Min Limit	-0.013	-0.013

krad	Serial #	Pre	Post	Delta
21	1	-0.002	-0.002	0.000
21	2	-0.001	-0.002	-0.001
21	3	0.000	-0.001	0.000
21	4	0.004	0.001	-0.002
21	5	0.002	0.001	0.000
20	6	0.004	0.002	-0.001
20	7	0.002	0.001	-0.001
20	8	0.001	0.000	-0.001
20	9	0.003	0.002	-0.002
20	10	0.003	0.002	-0.001
31	11	-0.002	-0.003	-0.001
31	12	-0.001	-0.002	-0.002
31	13	0.000	-0.001	-0.001
31	14	0.004	0.000	-0.003
31	15	0.002	0.001	-0.001
30	16	0.004	0.002	-0.002
30	17	0.002	0.001	-0.001
30	18	0.001	0.000	-0.001
30	19	0.003	0.001	-0.002
30	20	0.003	0.002	-0.001
51	21	0.003	0.002	-0.001
51	22	0.000	-0.001	-0.001
51	23	0.002	0.000	-0.002
51	24	-0.001	-0.003	-0.002
51	25	0.003	0.001	-0.001
50	26	0.001	0.000	-0.001
50	27	-0.001	-0.002	-0.002
50	28	0.003	0.002	-0.001
50	29	0.004	0.003	-0.002
50	30	0.004	0.003	-0.001
0	31	0.001	0.000	-0.001
0	32	0.002	0.002	0.000
0	33	0.003	0.002	-0.001
	Max	0.004	0.003	0.000
	Average	0.002	0.000	-0.001
	Min	-0.002	-0.003	-0.003
	Std Dev	0.002	0.002	0.001



28.206_ACCURACY /Voltage_Acc		
Test Site	Dallas	
Tester	ETS-364	
Test Number	EB6938	
Max Limit	0.011	Pct
Min Limit	-0.013	Pct

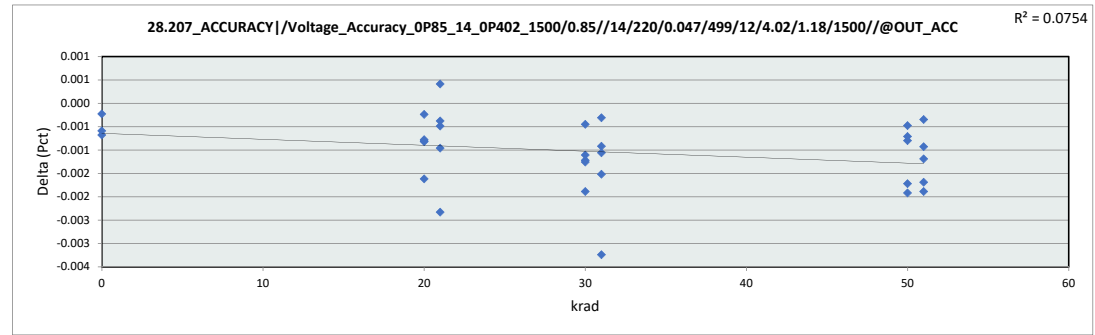
krad	0	20	21	30	31	50	51
LL	-0.013	-0.013	-0.013	-0.013	-0.013	-0.013	-0.013
Min	0.000	0.000	-0.002	0.000	-0.003	-0.002	-0.003
Average	0.001	0.001	0.000	0.001	-0.001	0.001	0.000
Max	0.002	0.002	0.001	0.002	0.001	0.003	0.002
UL	0.011	0.011	0.011	0.011	0.011	0.011	0.011



LDR Report  
TPS7H1111-SEP

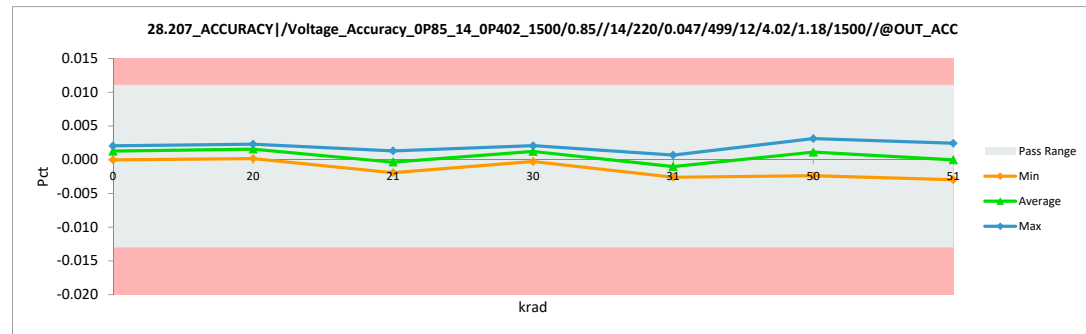
28.207_ACCURACY /Voltage_Acc		
Test Site	Dallas	Dallas
Tester	ETS-364	ETS-364
Test Number	EB6938	EB6938
Unit		Pct
Max Limit	0.011	0.011
Min Limit	-0.013	-0.013

krad	Serial #	Pre	Post	Delta
21	1	-0.002	-0.002	0.000
21	2	-0.001	-0.002	-0.001
21	3	-0.001	-0.001	0.000
21	4	0.004	0.001	-0.002
21	5	0.002	0.001	0.000
20	6	0.003	0.002	-0.001
20	7	0.002	0.001	-0.001
20	8	0.001	0.000	-0.001
20	9	0.003	0.002	-0.002
20	10	0.003	0.002	0.000
31	11	-0.002	-0.003	-0.001
31	12	-0.001	-0.002	-0.002
31	13	-0.001	-0.001	0.000
31	14	0.004	0.000	-0.003
31	15	0.002	0.001	-0.001
30	16	0.003	0.002	-0.001
30	17	0.002	0.001	-0.001
30	18	0.001	0.000	-0.001
30	19	0.003	0.001	-0.002
30	20	0.003	0.002	0.000
51	21	0.003	0.002	-0.001
51	22	-0.001	-0.001	0.000
51	23	0.002	0.000	-0.002
51	24	-0.001	-0.003	-0.002
51	25	0.003	0.001	-0.001
50	26	0.001	0.000	-0.001
50	27	0.000	-0.002	-0.002
50	28	0.003	0.002	0.000
50	29	0.004	0.003	-0.002
50	30	0.004	0.003	-0.001
0	31	0.001	0.000	-0.001
0	32	0.002	0.002	0.000
0	33	0.003	0.002	-0.001
	Max	0.004	0.003	0.000
	Average	0.002	0.000	-0.001
	Min	-0.002	-0.003	-0.003
	Std Dev	0.002	0.002	0.001



28.207_ACCURACY /Voltage_Acc		
Test Site	Dallas	
Tester	ETS-364	
Test Number	EB6938	
Max Limit	0.011	Pct
Min Limit	-0.013	Pct

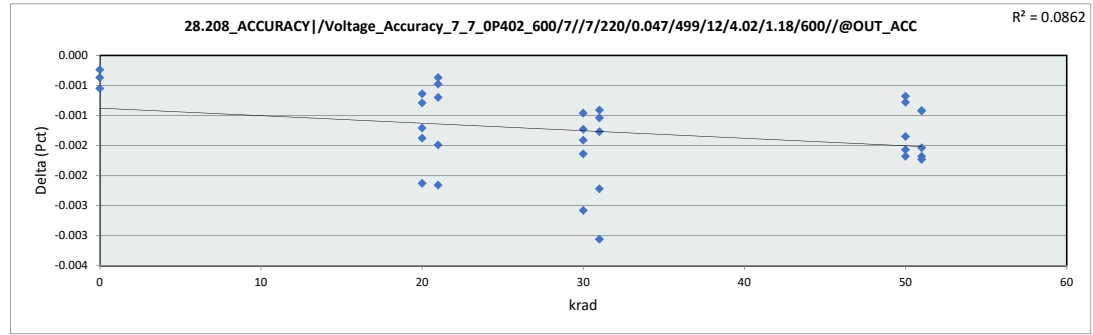
krad	0	20	21	30	31	50	51
LL	-0.013	-0.013	-0.013	-0.013	-0.013	-0.013	-0.013
Min	0.000	0.000	-0.002	0.000	-0.003	-0.002	-0.003
Average	0.001	0.002	0.000	0.001	-0.001	0.001	0.000
Max	0.002	0.002	0.001	0.002	0.001	0.003	0.002
UL	0.011	0.011	0.011	0.011	0.011	0.011	0.011



LDR Report  
TPS7H1111-SEP

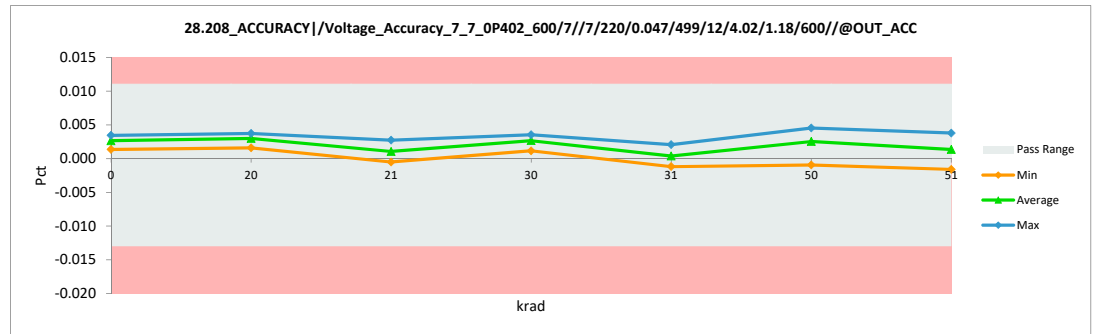
28.208_ACCURACY /Voltage_Acc		
Test Site	Dallas	Dallas
Tester	ETS-364	ETS-364
Test Number	EB6938	EB6938
Unit		Pct
Max Limit	0.011	0.011
Min Limit	-0.013	-0.013

krad	Serial #	Pre	Post	Delta
21	1	0.000	-0.001	0.000
21	2	0.000	0.000	-0.001
21	3	0.002	0.001	-0.001
21	4	0.005	0.003	-0.002
21	5	0.003	0.002	0.000
20	6	0.006	0.004	-0.002
20	7	0.003	0.003	-0.001
20	8	0.002	0.002	-0.001
20	9	0.004	0.003	-0.001
20	10	0.005	0.004	-0.001
31	11	0.000	-0.001	-0.001
31	12	0.000	-0.001	-0.001
31	13	0.002	0.000	-0.002
31	14	0.005	0.002	-0.003
31	15	0.003	0.002	-0.001
30	16	0.006	0.003	-0.003
30	17	0.003	0.003	-0.001
30	18	0.002	0.001	-0.001
30	19	0.004	0.003	-0.002
30	20	0.005	0.004	-0.001
51	21	0.005	0.004	-0.001
51	22	0.002	0.000	-0.002
51	23	0.003	0.001	-0.002
51	24	0.000	-0.002	-0.002
51	25	0.004	0.003	-0.001
50	26	0.002	0.002	-0.001
50	27	0.001	-0.001	-0.002
50	28	0.005	0.004	-0.001
50	29	0.006	0.004	-0.002
50	30	0.005	0.005	-0.001
0	31	0.002	0.001	-0.001
0	32	0.003	0.003	0.000
0	33	0.004	0.003	0.000
Max		0.006	0.005	0.000
Average		0.003	0.002	-0.001
Min		0.000	-0.002	-0.003
Std Dev		0.002	0.002	0.001



28.208_ACCURACY /Voltage_Acc		
Test Site	Dallas	
Tester	ETS-364	
Test Number	EB6938	
Max Limit	0.011	Pct
Min Limit	-0.013	Pct

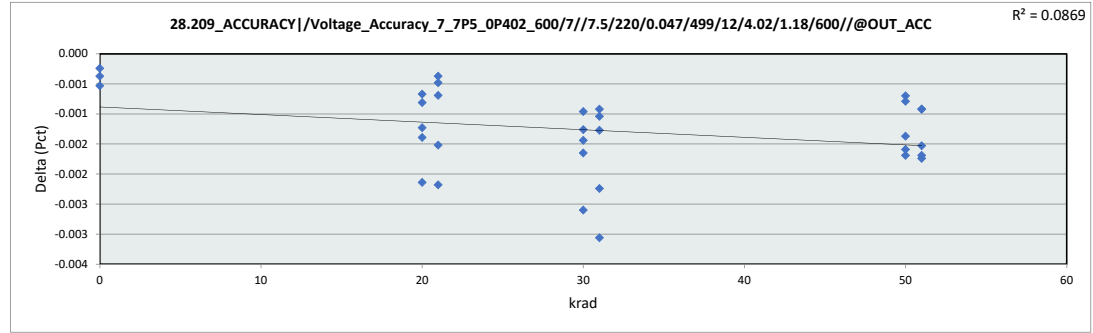
krad	0	20	21	30	31	50	51
LL	-0.013	-0.013	-0.013	-0.013	-0.013	-0.013	-0.013
Min	0.001	0.002	-0.001	0.001	-0.001	-0.001	-0.002
Average	0.003	0.003	0.001	0.003	0.000	0.003	0.001
Max	0.003	0.004	0.003	0.004	0.002	0.005	0.004
UL	0.011	0.011	0.011	0.011	0.011	0.011	0.011



LDR Report  
TPS7H1111-SEP

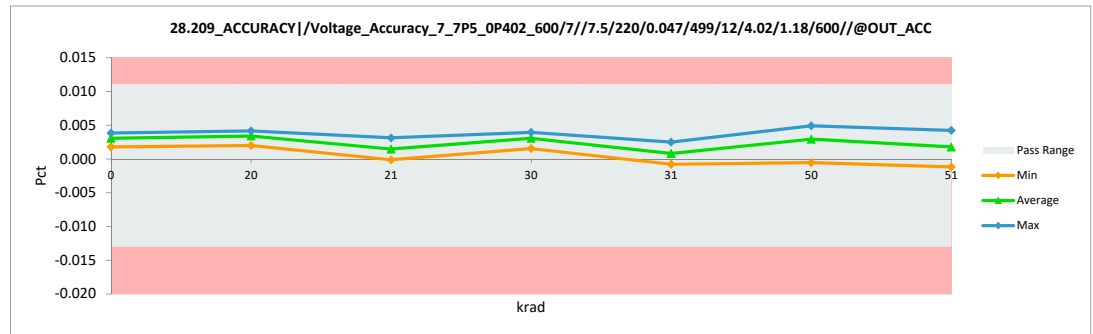
28.209_ACCURACY /Voltage_Acc		
Test Site	Dallas	Dallas
Tester	ETS-364	ETS-364
Test Number	EB6938	EB6938
Unit		Pct
Max Limit	0.011	0.011
Min Limit	-0.013	-0.013

krad	Serial #	Pre	Post	Delta
21	1	0.000	0.000	0.000
21	2	0.001	0.000	-0.001
21	3	0.003	0.001	-0.002
21	4	0.005	0.003	-0.002
21	5	0.003	0.003	0.000
20	6	0.006	0.004	-0.002
20	7	0.004	0.003	-0.001
20	8	0.003	0.002	-0.001
20	9	0.005	0.003	-0.001
20	10	0.005	0.004	-0.001
31	11	0.000	-0.001	-0.001
31	12	0.001	0.000	-0.001
31	13	0.003	0.000	-0.002
31	14	0.005	0.002	-0.003
31	15	0.003	0.002	-0.001
30	16	0.006	0.004	-0.003
30	17	0.004	0.003	-0.001
30	18	0.003	0.002	-0.001
30	19	0.005	0.003	-0.002
30	20	0.005	0.004	-0.001
51	21	0.005	0.004	-0.001
51	22	0.002	0.001	-0.002
51	23	0.003	0.002	-0.002
51	24	0.001	-0.001	-0.002
51	25	0.004	0.003	-0.001
50	26	0.003	0.002	-0.001
50	27	0.001	-0.001	-0.002
50	28	0.005	0.004	-0.001
50	29	0.006	0.004	-0.002
50	30	0.006	0.005	-0.001
0	31	0.002	0.002	-0.001
0	32	0.004	0.004	0.000
0	33	0.004	0.004	0.000
Max		0.006	0.005	0.000
Average		0.004	0.002	-0.001
Min		0.000	-0.001	-0.003
Std Dev		0.002	0.002	0.001



28.209_ACCURACY /Voltage_A		
Test Site	Dallas	
Tester	ETS-364	
Test Number	EB6938	
Max Limit	0.011	Pct
Min Limit	-0.013	Pct

krad	0	20	21	30	31	50	51
LL	-0.013	-0.013	-0.013	-0.013	-0.013	-0.013	-0.013
Min	0.002	0.002	0.000	0.002	-0.001	-0.001	-0.001
Average	0.003	0.003	0.001	0.003	0.001	0.003	0.002
Max	0.004	0.004	0.003	0.004	0.002	0.005	0.004
UL	0.011	0.011	0.011	0.011	0.011	0.011	0.011

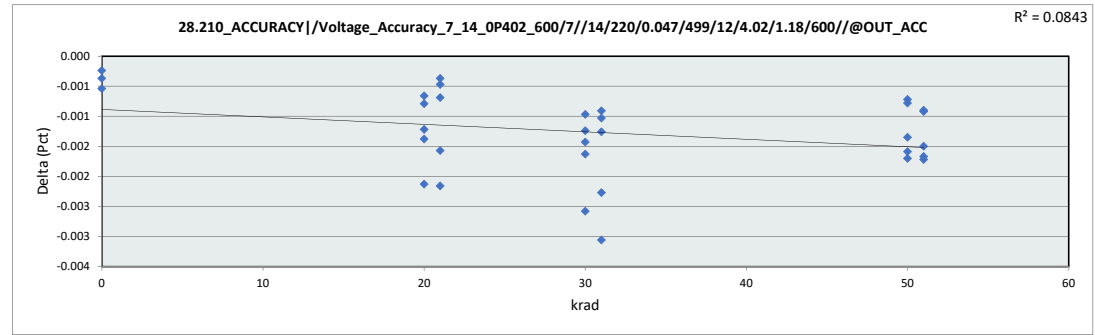




LDR Report  
TPS7H1111-SEP

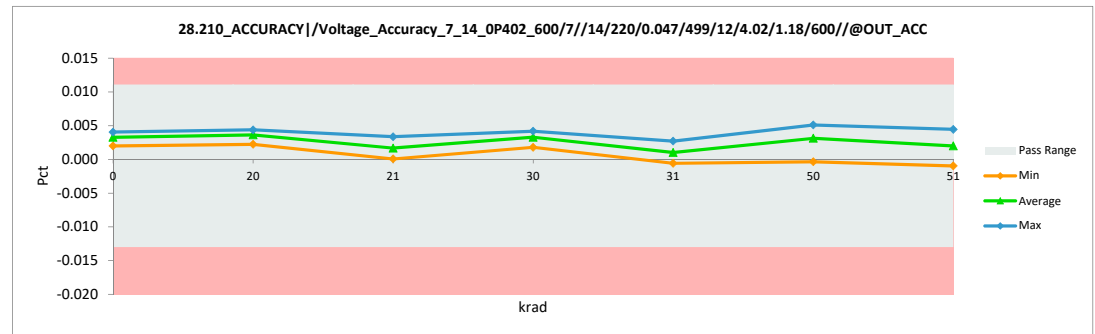
28.210_ACCURACY /Voltage_Acc		
Test Site	Dallas	Dallas
Tester	ETS-364	ETS-364
Test Number	EB6938	EB6938
Unit		Pct
Max Limit	0.011	0.011
Min Limit	-0.013	-0.013

krad	Serial #	Pre	Post	Delta
21	1	0.000	0.000	0.000
21	2	0.001	0.000	-0.001
21	3	0.003	0.001	-0.002
21	4	0.006	0.003	-0.002
21	5	0.004	0.003	0.000
20	6	0.006	0.004	-0.002
20	7	0.004	0.004	-0.001
20	8	0.003	0.002	-0.001
20	9	0.005	0.004	-0.001
20	10	0.006	0.004	-0.001
31	11	0.000	-0.001	-0.001
31	12	0.001	0.000	-0.001
31	13	0.003	0.001	-0.002
31	14	0.006	0.002	-0.003
31	15	0.004	0.003	-0.001
30	16	0.006	0.004	-0.003
30	17	0.004	0.003	-0.001
30	18	0.003	0.002	-0.001
30	19	0.005	0.003	-0.002
30	20	0.006	0.004	-0.001
51	21	0.005	0.004	-0.001
51	22	0.003	0.001	-0.002
51	23	0.004	0.002	-0.002
51	24	0.001	-0.001	-0.002
51	25	0.004	0.003	-0.001
50	26	0.003	0.002	-0.001
50	27	0.001	0.000	-0.002
50	28	0.006	0.004	-0.001
50	29	0.006	0.005	-0.002
50	30	0.006	0.005	-0.001
0	31	0.003	0.002	-0.001
0	32	0.004	0.004	0.000
0	33	0.004	0.004	0.000
Max		0.006	0.005	0.000
Average		0.004	0.003	-0.001
Min		0.000	-0.001	-0.003
Std Dev		0.002	0.002	0.001



28.210_ACCURACY /Voltage_Acc		
Test Site	Dallas	
Tester	ETS-364	
Test Number	EB6938	
Max Limit	0.011	Pct
Min Limit	-0.013	Pct

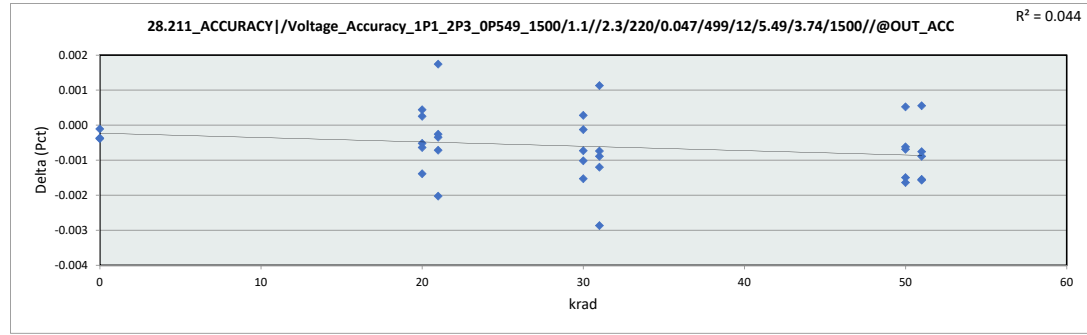
krad	0	20	21	30	31	50	51
LL	-0.013	-0.013	-0.013	-0.013	-0.013	-0.013	-0.013
Min	0.002	0.002	0.000	0.002	-0.001	0.000	-0.001
Average	0.003	0.004	0.002	0.003	0.001	0.003	0.002
Max	0.004	0.004	0.003	0.004	0.003	0.005	0.004
UL	0.011	0.011	0.011	0.011	0.011	0.011	0.011



LDR Report  
TPS7H1111-SEP

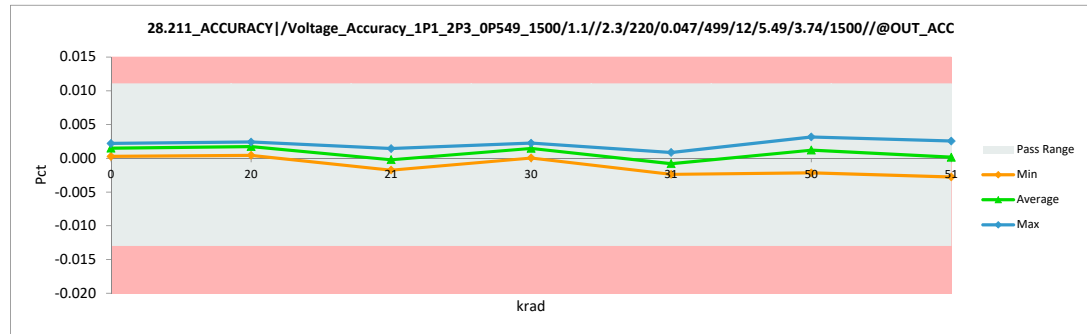
28.211_ACCURACY /Voltage_Acc		
Test Site	Dallas	Dallas
Tester	ETS-364	ETS-364
Test Number	EB6938	EB6938
Unit		Pct
Max Limit	0.011	0.011
Min Limit	-0.013	-0.013

krad	Serial #	Pre	Post	Delta
21	1	-0.002	-0.002	0.000
21	2	-0.001	-0.002	-0.001
21	3	-0.002	0.000	0.002
21	4	0.003	0.001	-0.002
21	5	0.002	0.001	0.000
20	6	0.002	0.002	0.000
20	7	0.002	0.002	-0.001
20	8	0.001	0.000	-0.001
20	9	0.003	0.002	-0.001
20	10	0.002	0.002	0.000
31	11	-0.002	-0.002	-0.001
31	12	-0.001	-0.002	-0.001
31	13	-0.002	-0.001	0.001
31	14	0.003	0.001	-0.003
31	15	0.002	0.001	-0.001
30	16	0.002	0.002	0.000
30	17	0.002	0.001	-0.001
30	18	0.001	0.000	-0.001
30	19	0.003	0.002	-0.002
30	20	0.002	0.002	0.000
51	21	0.003	0.003	-0.001
51	22	-0.001	-0.001	0.001
51	23	0.002	0.000	-0.002
51	24	-0.001	-0.003	-0.002
51	25	0.002	0.002	-0.001
50	26	0.001	0.000	-0.001
50	27	-0.001	-0.002	-0.002
50	28	0.002	0.002	0.001
50	29	0.004	0.003	-0.001
50	30	0.004	0.003	-0.001
0	31	0.001	0.000	0.000
0	32	0.002	0.002	0.000
0	33	0.003	0.002	0.000
Max		0.004	0.003	0.002
Average		0.001	0.001	-0.001
Min		-0.002	-0.003	-0.003
Std Dev		0.002	0.002	0.001



28.211_ACCURACY /Voltage_Acc		
Test Site	Dallas	
Tester	ETS-364	
Test Number	EB6938	
Max Limit	0.011	Pct
Min Limit	-0.013	Pct

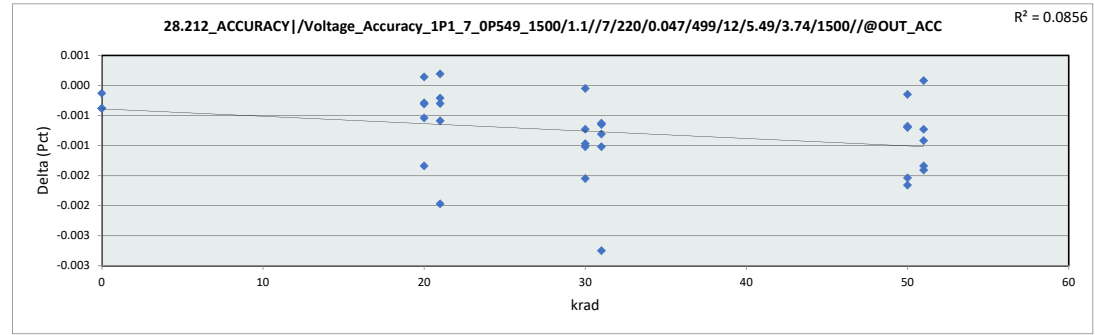
krad	0	20	21	30	31	50	51
LL	-0.013	-0.013	-0.013	-0.013	-0.013	-0.013	-0.013
Min	0.000	0.000	-0.002	0.000	-0.002	-0.002	-0.003
Average	0.001	0.002	0.000	0.001	-0.001	0.001	0.000
Max	0.002	0.002	0.001	0.002	0.001	0.003	0.003
UL	0.011	0.011	0.011	0.011	0.011	0.011	0.011



LDR Report  
TPS7H1111-SEP

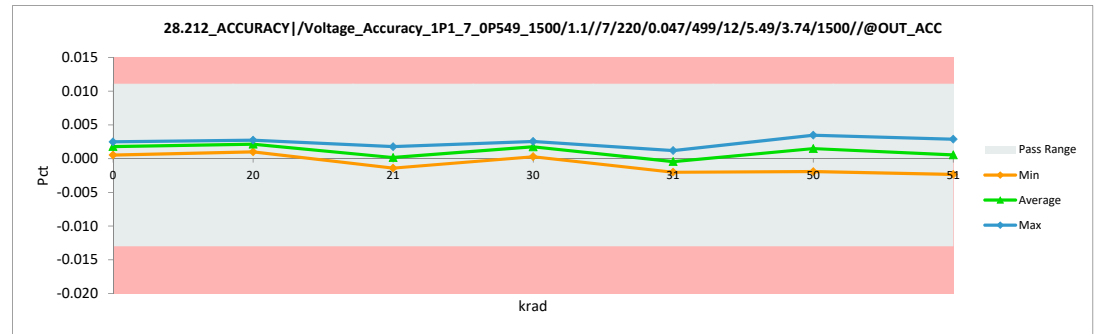
28.212_ACCURACY /Voltage_Acc		
Test Site	Dallas	Dallas
Tester	ETS-364	ETS-364
Test Number	EB6938	EB6938
Unit		Pct
Max Limit	0.011	0.011
Min Limit	-0.013	-0.013

krad	Serial #	Pre	Post	Delta
21	1	-0.001	-0.001	0.000
21	2	-0.001	-0.001	-0.001
21	3	0.000	0.000	0.000
21	4	0.004	0.002	-0.002
21	5	0.002	0.002	0.000
20	6	0.003	0.003	-0.001
20	7	0.002	0.002	0.000
20	8	0.001	0.001	0.000
20	9	0.004	0.002	-0.001
20	10	0.003	0.003	0.000
31	11	-0.001	-0.002	-0.001
31	12	-0.001	-0.002	-0.001
31	13	0.000	-0.001	-0.001
31	14	0.004	0.001	-0.003
31	15	0.002	0.001	-0.001
30	16	0.003	0.002	-0.001
30	17	0.002	0.002	-0.001
30	18	0.001	0.000	-0.001
30	19	0.004	0.002	-0.002
30	20	0.003	0.003	0.000
51	21	0.004	0.003	-0.001
51	22	0.000	0.000	0.000
51	23	0.002	0.001	-0.001
51	24	-0.001	-0.002	-0.001
51	25	0.003	0.002	-0.001
50	26	0.001	0.001	-0.001
50	27	0.000	-0.002	-0.002
50	28	0.003	0.002	0.000
50	29	0.004	0.003	-0.002
50	30	0.004	0.003	-0.001
0	31	0.001	0.001	0.000
0	32	0.002	0.002	0.000
0	33	0.003	0.002	0.000
Max		0.004	0.003	0.000
Average		0.002	0.001	-0.001
Min		-0.001	-0.002	-0.003
Std Dev		0.002	0.002	0.001



28.212_ACCURACY /Voltage_Acc		
Test Site	Dallas	
Tester	ETS-364	
Test Number	EB6938	
Max Limit	0.011	Pct
Min Limit	-0.013	Pct

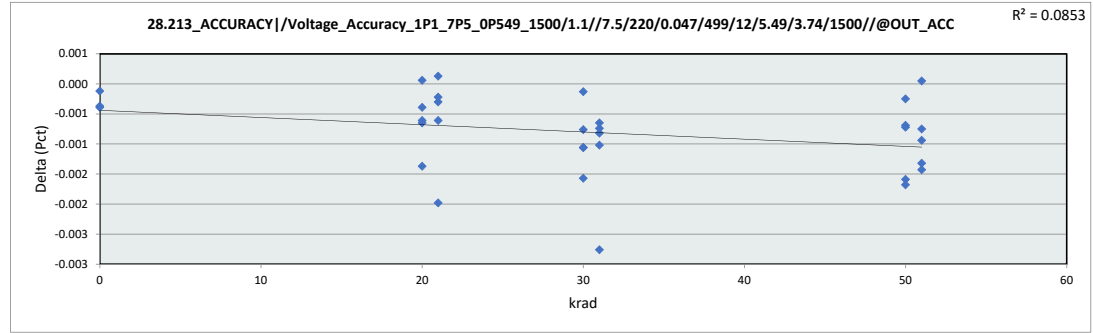
krad	0	20	21	30	31	50	51
LL	-0.013	-0.013	-0.013	-0.013	-0.013	-0.013	-0.013
Min	0.001	0.001	-0.001	0.000	-0.002	-0.002	-0.002
Average	0.002	0.002	0.000	0.002	0.000	0.001	0.001
Max	0.002	0.003	0.002	0.003	0.001	0.003	0.003
UL	0.011	0.011	0.011	0.011	0.011	0.011	0.011



LDR Report  
TPS7H1111-SEP

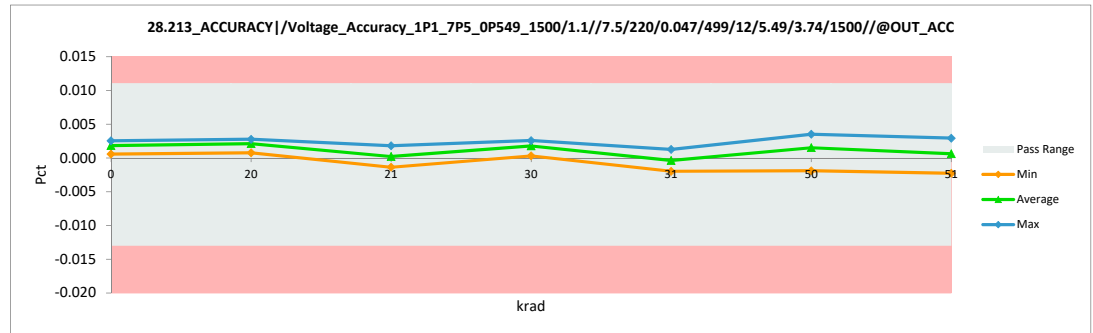
28.213_ACCURACY /Voltage_Acc		
Test Site	Dallas	Dallas
Tester	ETS-364	ETS-364
Test Number	EB6938	EB6938
Unit		Pct
Max Limit	0.011	0.011
Min Limit	-0.013	-0.013

krad	Serial #	Pre	Post	Delta
21	1	-0.001	-0.001	0.000
21	2	-0.001	-0.001	-0.001
21	3	0.000	0.000	0.000
21	4	0.004	0.002	-0.002
21	5	0.002	0.002	0.000
20	6	0.003	0.003	-0.001
20	7	0.002	0.002	0.000
20	8	0.001	0.001	-0.001
20	9	0.004	0.002	-0.001
20	10	0.003	0.003	0.000
31	11	-0.001	-0.002	-0.001
31	12	-0.001	-0.002	-0.001
31	13	0.000	-0.001	-0.001
31	14	0.004	0.001	-0.003
31	15	0.002	0.001	-0.001
30	16	0.003	0.002	-0.001
30	17	0.002	0.002	-0.001
30	18	0.001	0.000	-0.001
30	19	0.004	0.002	-0.002
30	20	0.003	0.003	0.000
51	21	0.004	0.003	-0.001
51	22	0.000	0.000	0.000
51	23	0.002	0.001	-0.001
51	24	-0.001	-0.002	-0.001
51	25	0.003	0.002	-0.001
50	26	0.001	0.001	-0.001
50	27	0.000	-0.002	-0.002
50	28	0.003	0.003	0.000
50	29	0.004	0.003	-0.002
50	30	0.004	0.004	-0.001
0	31	0.001	0.001	0.000
0	32	0.003	0.002	0.000
0	33	0.003	0.003	0.000
Max		0.004	0.004	0.000
Average		0.002	0.001	-0.001
Min		-0.001	-0.002	-0.003
Std Dev		0.002	0.002	0.001



28.213_ACCURACY /Voltage_Acc		
Test Site	Dallas	
Tester	ETS-364	
Test Number	EB6938	
Max Limit	0.011	Pct
Min Limit	-0.013	Pct

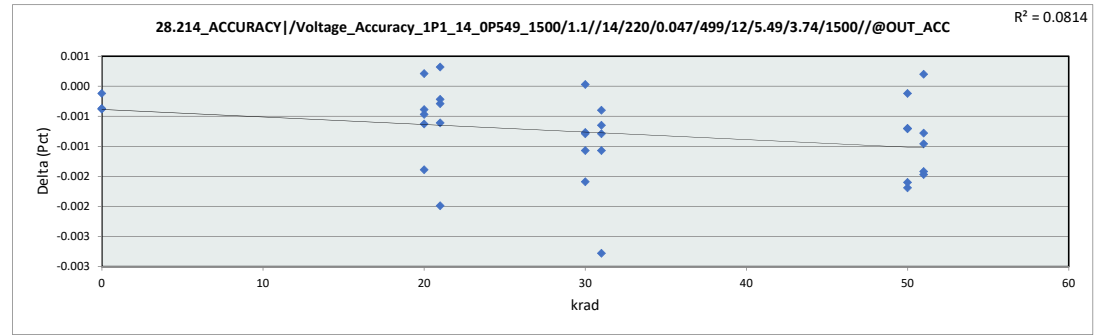
	0	20	21	30	31	50	51
LL	-0.013	-0.013	-0.013	-0.013	-0.013	-0.013	-0.013
Min	0.001	0.001	-0.001	0.000	-0.002	-0.002	-0.002
Average	0.002	0.002	0.000	0.002	0.000	0.002	0.001
Max	0.003	0.003	0.002	0.003	0.001	0.004	0.003
UL	0.011	0.011	0.011	0.011	0.011	0.011	0.011



LDR Report  
TPS7H1111-SEP

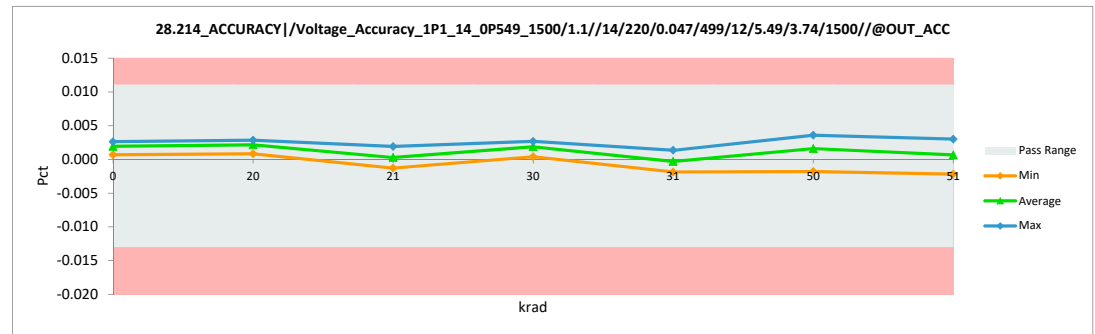
28.214_ACCURACY /Voltage_Acc		
Test Site	Dallas	Dallas
Tester	ETS-364	ETS-364
Test Number	EB6938	EB6938
Unit		Pct
Max Limit	0.011	0.011
Min Limit	-0.013	-0.013

krad	Serial #	Pre	Post	Delta
21	1	-0.001	-0.001	0.000
21	2	0.000	-0.001	-0.001
21	3	0.000	0.000	0.000
21	4	0.004	0.002	-0.002
21	5	0.002	0.002	0.000
20	6	0.003	0.003	0.000
20	7	0.003	0.002	0.000
20	8	0.001	0.001	-0.001
20	9	0.004	0.002	-0.001
20	10	0.003	0.003	0.000
31	11	-0.001	-0.002	-0.001
31	12	0.000	-0.002	-0.001
31	13	0.000	-0.001	0.000
31	14	0.004	0.001	-0.003
31	15	0.002	0.001	-0.001
30	16	0.003	0.002	-0.001
30	17	0.003	0.002	-0.001
30	18	0.001	0.000	-0.001
30	19	0.004	0.002	-0.002
30	20	0.003	0.003	0.000
51	21	0.004	0.003	-0.001
51	22	0.000	0.000	0.000
51	23	0.002	0.001	-0.001
51	24	-0.001	-0.002	-0.001
51	25	0.003	0.002	-0.001
50	26	0.001	0.001	-0.001
50	27	0.000	-0.002	-0.002
50	28	0.003	0.003	0.000
50	29	0.004	0.003	-0.002
50	30	0.004	0.004	-0.001
0	31	0.001	0.001	0.000
0	32	0.003	0.002	0.000
0	33	0.003	0.003	0.000
Max		0.004	0.004	0.000
Average		0.002	0.001	-0.001
Min		-0.001	-0.002	-0.003
Std Dev		0.002	0.002	0.001



28.214_ACCURACY /Voltage_A		
Test Site	Dallas	
Tester	ETS-364	
Test Number	EB6938	
Max Limit	0.011	Pct
Min Limit	-0.013	Pct

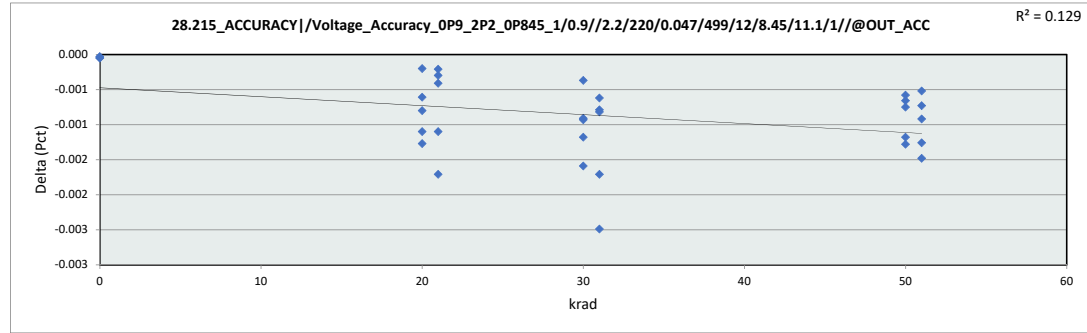
krad	0	20	21	30	31	50	51
LL	-0.013	-0.013	-0.013	-0.013	-0.013	-0.013	-0.013
Min	0.001	0.001	-0.001	0.000	-0.002	-0.002	-0.002
Average	0.002	0.002	0.000	0.002	0.000	0.002	0.001
Max	0.003	0.003	0.002	0.003	0.001	0.004	0.003
UL	0.011	0.011	0.011	0.011	0.011	0.011	0.011



LDR Report  
TPS7H1111-SEP

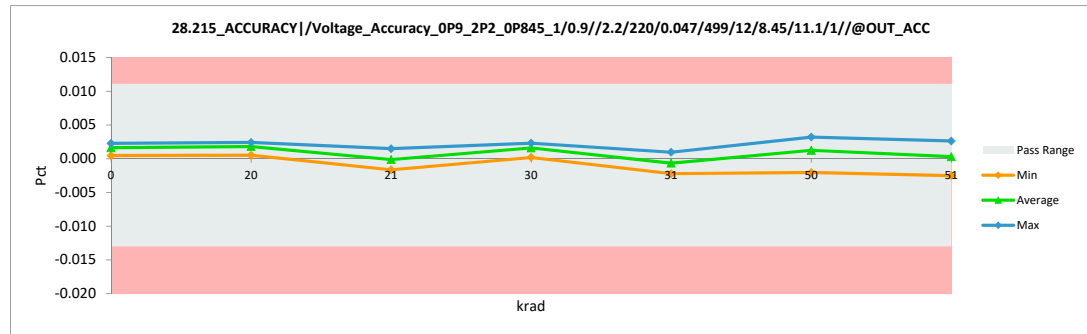
28.215_ACCURACY /Voltage_Acc		
Test Site	Dallas	Dallas
Tester	ETS-364	ETS-364
Test Number	EB6938	EB6938
Unit		Pct
Max Limit	0.011	0.011
Min Limit	-0.013	-0.013

krad	Serial #	Pre	Post	Delta
21	1	-0.001	-0.002	0.000
21	2	-0.001	-0.002	0.000
21	3	0.001	0.000	-0.001
21	4	0.003	0.001	-0.002
21	5	0.002	0.001	0.000
20	6	0.004	0.002	-0.001
20	7	0.002	0.002	0.000
20	8	0.001	0.001	-0.001
20	9	0.003	0.002	-0.001
20	10	0.003	0.002	-0.001
31	11	-0.001	-0.002	-0.001
31	12	-0.001	-0.002	-0.001
31	13	0.001	-0.001	-0.002
31	14	0.003	0.001	-0.002
31	15	0.002	0.001	-0.001
30	16	0.004	0.002	-0.002
30	17	0.002	0.002	0.000
30	18	0.001	0.000	-0.001
30	19	0.003	0.002	-0.001
30	20	0.003	0.002	-0.001
51	21	0.003	0.003	-0.001
51	22	0.000	-0.001	-0.001
51	23	0.002	0.000	-0.001
51	24	-0.001	-0.003	-0.001
51	25	0.002	0.002	-0.001
50	26	0.001	0.000	-0.001
50	27	-0.001	-0.002	-0.001
50	28	0.003	0.002	-0.001
50	29	0.004	0.002	-0.001
50	30	0.004	0.003	-0.001
0	31	0.001	0.000	0.000
0	32	0.002	0.002	0.000
0	33	0.002	0.002	0.000
	Max	0.004	0.003	0.000
	Average	0.002	0.001	-0.001
	Min	-0.001	-0.003	-0.002
	Std Dev	0.002	0.002	0.001



28.215_ACCURACY /Voltage_Acc		
Test Site	Dallas	
Tester	ETS-364	
Test Number	EB6938	
Max Limit	0.011	Pct
Min Limit	-0.013	Pct

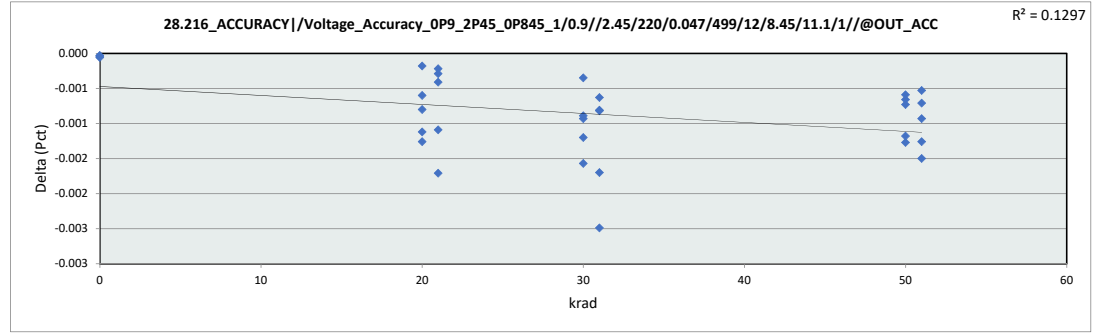
krad	0	20	21	30	31	50	51
LL	-0.013	-0.013	-0.013	-0.013	-0.013	-0.013	-0.013
Min	0.000	0.001	-0.002	0.000	-0.002	-0.002	-0.003
Average	0.002	0.002	0.000	0.002	-0.001	0.001	0.000
Max	0.002	0.002	0.001	0.002	0.001	0.003	0.003
UL	0.011	0.011	0.011	0.011	0.011	0.011	0.011



LDR Report  
TPS7H1111-SEP

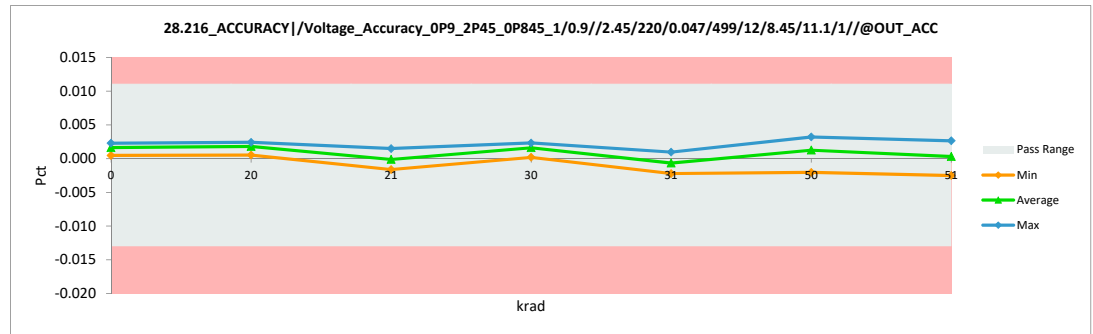
28.216_ACCURACY /Voltage_Acc		
Test Site	Dallas	Dallas
Tester	ETS-364	ETS-364
Test Number	EB6938	EB6938
Unit		Pct
Max Limit	0.011	0.011
Min Limit	-0.013	-0.013

krad	Serial #	Pre	Post	Delta
21	1	-0.001	-0.002	0.000
21	2	-0.001	-0.002	0.000
21	3	0.001	0.000	-0.001
21	4	0.003	0.001	-0.002
21	5	0.002	0.001	0.000
20	6	0.004	0.002	-0.001
20	7	0.002	0.002	0.000
20	8	0.001	0.001	-0.001
20	9	0.003	0.002	-0.001
20	10	0.003	0.002	-0.001
31	11	-0.001	-0.002	-0.001
31	12	-0.001	-0.002	-0.001
31	13	0.001	-0.001	-0.002
31	14	0.003	0.001	-0.002
31	15	0.002	0.001	-0.001
30	16	0.004	0.002	-0.002
30	17	0.002	0.002	0.000
30	18	0.001	0.000	-0.001
30	19	0.003	0.002	-0.001
30	20	0.003	0.002	-0.001
51	21	0.003	0.003	-0.001
51	22	0.000	-0.001	-0.001
51	23	0.002	0.000	-0.001
51	24	-0.001	-0.003	-0.002
51	25	0.002	0.002	-0.001
50	26	0.001	0.000	-0.001
50	27	-0.001	-0.002	-0.001
50	28	0.003	0.002	-0.001
50	29	0.004	0.002	-0.001
50	30	0.004	0.003	-0.001
0	31	0.001	0.000	0.000
0	32	0.002	0.002	0.000
0	33	0.002	0.002	0.000
	Max	0.004	0.003	0.000
	Average	0.002	0.001	-0.001
	Min	-0.001	-0.003	-0.002
	Std Dev	0.002	0.002	0.001



28.216_ACCURACY /Voltage_Acc		
Test Site	Dallas	
Tester	ETS-364	
Test Number	EB6938	
Max Limit	0.011	Pct
Min Limit	-0.013	Pct

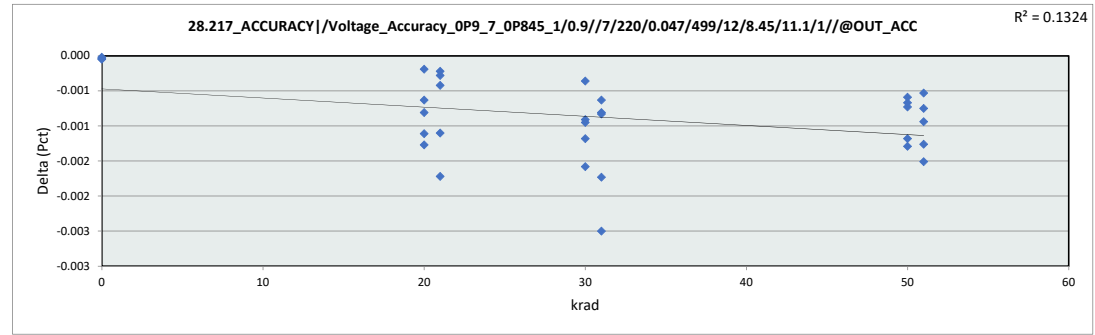
krad	0	20	21	30	31	50	51
LL	-0.013	-0.013	-0.013	-0.013	-0.013	-0.013	-0.013
Min	0.000	0.001	-0.002	0.000	-0.002	-0.002	-0.003
Average	0.002	0.002	0.000	0.002	-0.001	0.001	0.000
Max	0.002	0.002	0.001	0.002	0.001	0.003	0.003
UL	0.011	0.011	0.011	0.011	0.011	0.011	0.011



LDR Report  
TPS7H1111-SEP

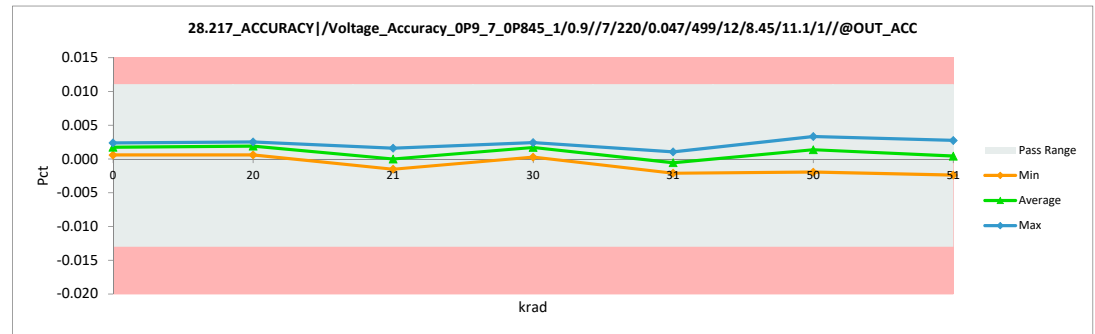
28.217_ACCURACY /Voltage_Acc		
Test Site	Dallas	Dallas
Tester	ETS-364	ETS-364
Test Number	EB6938	EB6938
Unit		Pct
Max Limit	0.011	0.011
Min Limit	-0.013	-0.013

krad	Serial #	Pre	Post	Delta
21	1	-0.001	-0.002	0.000
21	2	-0.001	-0.001	0.000
21	3	0.001	0.000	-0.001
21	4	0.003	0.002	-0.002
21	5	0.002	0.001	0.000
20	6	0.004	0.002	-0.001
20	7	0.002	0.002	0.000
20	8	0.001	0.001	-0.001
20	9	0.003	0.002	-0.001
20	10	0.003	0.003	-0.001
31	11	-0.001	-0.002	-0.001
31	12	-0.001	-0.002	-0.001
31	13	0.001	-0.001	-0.002
31	14	0.003	0.001	-0.003
31	15	0.002	0.001	-0.001
30	16	0.004	0.002	-0.002
30	17	0.002	0.002	0.000
30	18	0.001	0.000	-0.001
30	19	0.003	0.002	-0.001
30	20	0.003	0.002	-0.001
51	21	0.003	0.003	-0.001
51	22	0.000	-0.001	-0.001
51	23	0.002	0.001	-0.001
51	24	-0.001	-0.002	-0.002
51	25	0.002	0.002	-0.001
50	26	0.001	0.001	-0.001
50	27	-0.001	-0.002	-0.001
50	28	0.003	0.002	-0.001
50	29	0.004	0.003	-0.001
50	30	0.004	0.003	-0.001
0	31	0.001	0.001	0.000
0	32	0.002	0.002	0.000
0	33	0.002	0.002	0.000
	Max	0.004	0.003	0.000
	Average	0.002	0.001	-0.001
	Min	-0.001	-0.002	-0.003
	Std Dev	0.002	0.002	0.001



28.217_ACCURACY /Voltage_Acc		
Test Site	Dallas	
Tester	ETS-364	
Test Number	EB6938	
Max Limit	0.011	Pct
Min Limit	-0.013	Pct

	0	20	21	30	31	50	51
LL	-0.013	-0.013	-0.013	-0.013	-0.013	-0.013	-0.013
Min	0.001	0.001	-0.002	0.000	-0.002	-0.002	-0.002
Average	0.002	0.002	0.000	0.002	-0.001	0.001	0.000
Max	0.002	0.003	0.002	0.002	0.001	0.003	0.003
UL	0.011	0.011	0.011	0.011	0.011	0.011	0.011

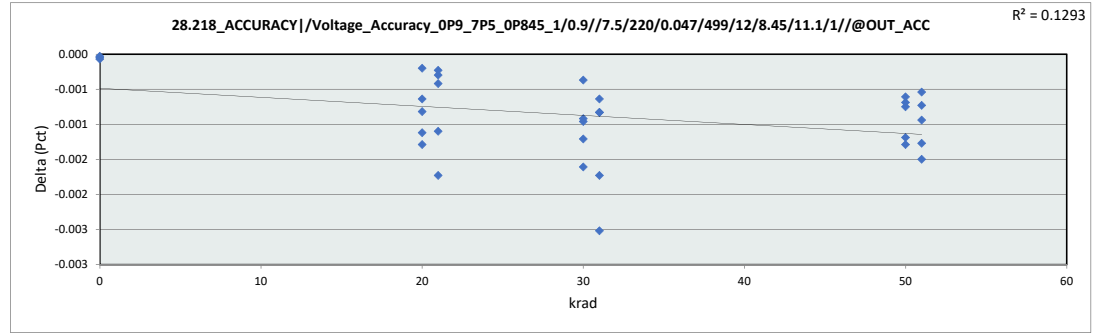




LDR Report  
TPS7H1111-SEP

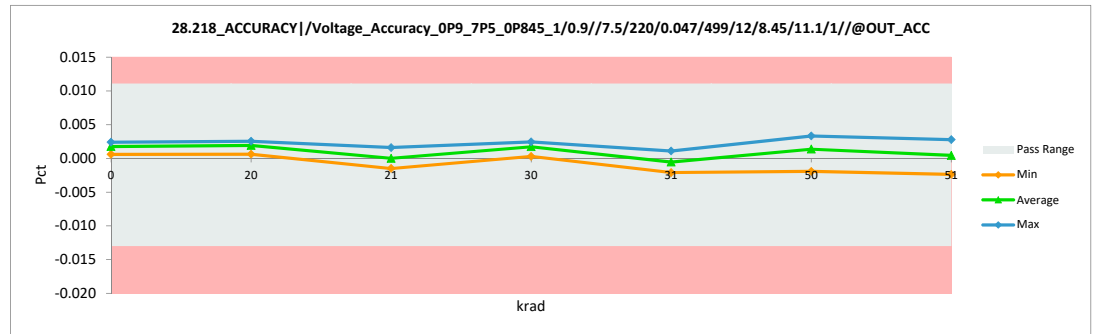
28.218_ACCURACY /Voltage_Acc		
Test Site	Dallas	Dallas
Tester	ETS-364	ETS-364
Test Number	EB6938	EB6938
Unit		Pct
Max Limit	0.011	0.011
Min Limit	-0.013	-0.013

krad	Serial #	Pre	Post	Delta
21	1	-0.001	-0.002	0.000
21	2	-0.001	-0.001	0.000
21	3	0.001	0.000	-0.001
21	4	0.003	0.002	-0.002
21	5	0.002	0.001	0.000
20	6	0.004	0.002	-0.001
20	7	0.002	0.002	0.000
20	8	0.001	0.001	-0.001
20	9	0.003	0.002	-0.001
20	10	0.003	0.003	-0.001
31	11	-0.001	-0.002	-0.001
31	12	-0.001	-0.002	-0.001
31	13	0.001	-0.001	-0.002
31	14	0.003	0.001	-0.003
31	15	0.002	0.001	-0.001
30	16	0.004	0.002	-0.002
30	17	0.002	0.002	0.000
30	18	0.001	0.000	-0.001
30	19	0.003	0.002	-0.001
30	20	0.003	0.002	-0.001
51	21	0.004	0.003	-0.001
51	22	0.000	-0.001	-0.001
51	23	0.002	0.001	-0.001
51	24	-0.001	-0.002	-0.002
51	25	0.002	0.002	-0.001
50	26	0.001	0.001	-0.001
50	27	-0.001	-0.002	-0.001
50	28	0.003	0.002	-0.001
50	29	0.004	0.003	-0.001
50	30	0.004	0.003	-0.001
0	31	0.001	0.001	0.000
0	32	0.002	0.002	0.000
0	33	0.002	0.002	0.000
Max		0.004	0.003	0.000
Average		0.002	0.001	-0.001
Min		-0.001	-0.002	-0.003
Std Dev		0.002	0.002	0.001



28.218_ACCURACY /Voltage_A		
Test Site	Dallas	
Tester	ETS-364	
Test Number	EB6938	
Max Limit	0.011	Pct
Min Limit	-0.013	Pct

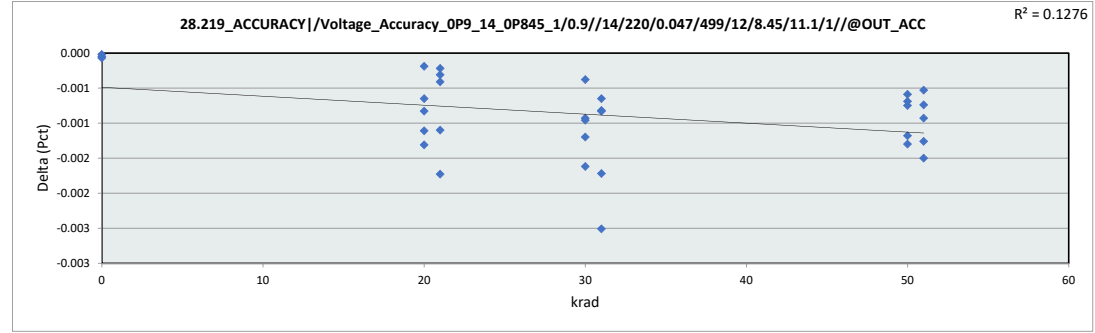
krad	0	20	21	30	31	50	51
LL	-0.013	-0.013	-0.013	-0.013	-0.013	-0.013	-0.013
Min	0.001	0.001	-0.002	0.000	-0.002	-0.002	-0.002
Average	0.002	0.002	0.000	0.002	-0.001	0.001	0.000
Max	0.002	0.003	0.002	0.002	0.001	0.003	0.003
UL	0.011	0.011	0.011	0.011	0.011	0.011	0.011



LDR Report  
TPS7H1111-SEP

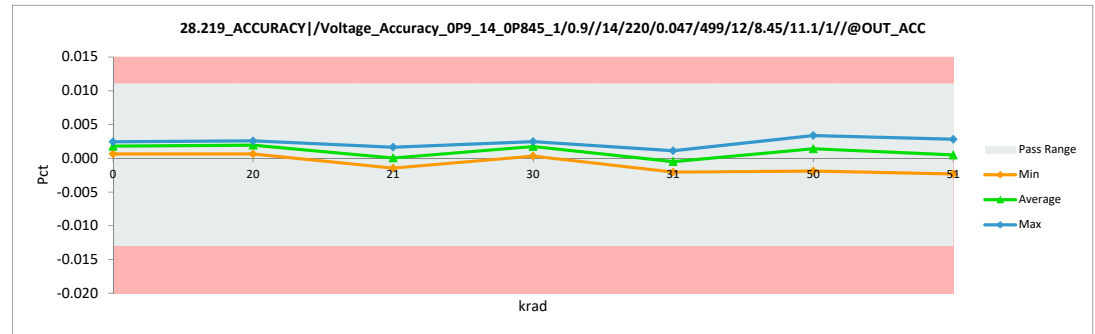
28.219_ACCURACY /Voltage_Acc		
Test Site	Dallas	Dallas
Tester	ETS-364	ETS-364
Test Number	EB6938	EB6938
Unit		Pct
Max Limit	0.011	0.011
Min Limit	-0.013	-0.013

krad	Serial #	Pre	Post	Delta
21	1	-0.001	-0.001	0.000
21	2	-0.001	-0.001	0.000
21	3	0.001	0.000	-0.001
21	4	0.003	0.002	-0.002
21	5	0.002	0.001	0.000
20	6	0.004	0.002	-0.001
20	7	0.002	0.002	0.000
20	8	0.001	0.001	-0.001
20	9	0.003	0.002	-0.001
20	10	0.003	0.003	-0.001
31	11	-0.001	-0.002	-0.001
31	12	-0.001	-0.002	-0.001
31	13	0.001	-0.001	-0.002
31	14	0.003	0.001	-0.003
31	15	0.002	0.001	-0.001
30	16	0.004	0.002	-0.002
30	17	0.002	0.002	0.000
30	18	0.001	0.000	-0.001
30	19	0.003	0.002	-0.001
30	20	0.003	0.002	-0.001
51	21	0.004	0.003	-0.001
51	22	0.000	0.000	-0.001
51	23	0.002	0.001	-0.001
51	24	-0.001	-0.002	-0.001
51	25	0.002	0.002	-0.001
50	26	0.001	0.001	-0.001
50	27	-0.001	-0.002	-0.001
50	28	0.003	0.002	-0.001
50	29	0.004	0.003	-0.001
50	30	0.004	0.003	-0.001
0	31	0.001	0.001	0.000
0	32	0.002	0.002	0.000
0	33	0.002	0.002	0.000
Max		0.004	0.003	0.000
Average		0.002	0.001	-0.001
Min		-0.001	-0.002	-0.003
Std Dev		0.002	0.002	0.001



28.219_ACCURACY /Voltage_Acc		
Test Site	Dallas	
Tester	ETS-364	
Test Number	EB6938	
Max Limit	0.011	Pct
Min Limit	-0.013	Pct

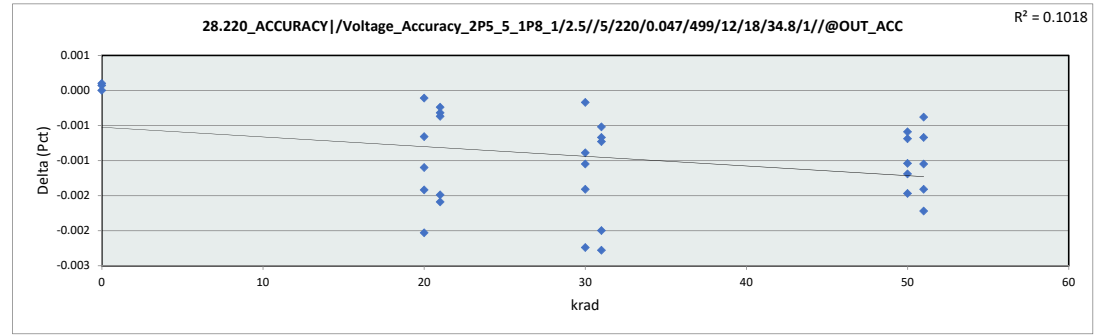
krad	0	20	21	30	31	50	51
LL	-0.013	-0.013	-0.013	-0.013	-0.013	-0.013	-0.013
Min	0.001	0.001	-0.001	0.000	-0.002	-0.002	-0.002
Average	0.002	0.002	0.000	0.002	-0.001	0.001	0.000
Max	0.002	0.003	0.002	0.002	0.001	0.003	0.003
UL	0.011	0.011	0.011	0.011	0.011	0.011	0.011



LDR Report  
TPS7H1111-SEP

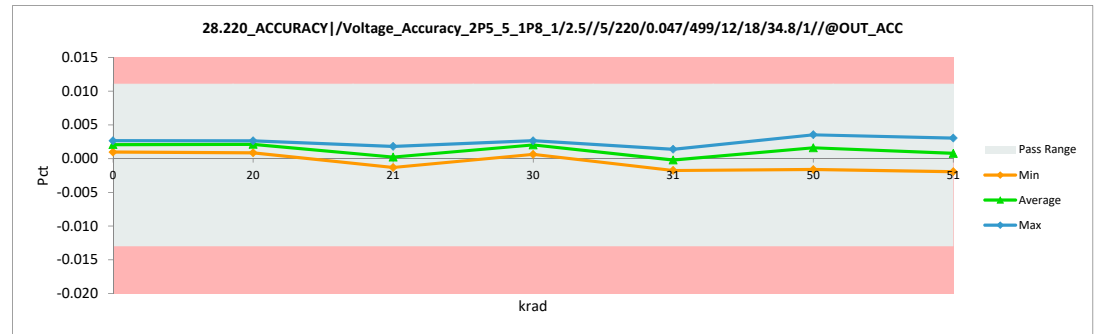
28.220_ACCURACY /Voltage_Acc		
Test Site	Dallas	Dallas
Tester	ETS-364	ETS-364
Test Number	EB6938	EB6938
Unit		Pct
Max Limit	0.011	0.011
Min Limit	-0.013	-0.013

krad	Serial #	Pre	Post	Delta
21	1	-0.001	-0.001	0.000
21	2	-0.001	-0.001	0.000
21	3	0.002	0.000	-0.001
21	4	0.003	0.002	-0.002
21	5	0.002	0.002	0.000
20	6	0.005	0.003	-0.002
20	7	0.002	0.002	0.000
20	8	0.002	0.001	-0.001
20	9	0.004	0.002	-0.001
20	10	0.004	0.003	-0.001
31	11	-0.001	-0.002	-0.001
31	12	-0.001	-0.002	-0.001
31	13	0.002	0.000	-0.002
31	14	0.003	0.001	-0.002
31	15	0.002	0.001	-0.001
30	16	0.005	0.002	-0.002
30	17	0.002	0.002	0.000
30	18	0.002	0.001	-0.001
30	19	0.004	0.002	-0.001
30	20	0.004	0.003	-0.001
51	21	0.004	0.003	-0.001
51	22	0.001	0.000	-0.002
51	23	0.002	0.001	-0.001
51	24	-0.001	-0.002	-0.001
51	25	0.002	0.002	0.000
50	26	0.002	0.001	-0.001
50	27	0.000	-0.002	-0.001
50	28	0.004	0.003	-0.001
50	29	0.004	0.003	-0.001
50	30	0.004	0.004	-0.001
0	31	0.001	0.001	0.000
0	32	0.003	0.003	0.000
0	33	0.003	0.003	0.000
Max		0.005	0.004	0.000
Average		0.002	0.001	-0.001
Min		-0.001	-0.002	-0.002
Std Dev		0.002	0.002	0.001



28.220_ACCURACY /Voltage_Acc		
Test Site	Dallas	
Tester	ETS-364	
Test Number	EB6938	
Max Limit	0.011	Pct
Min Limit	-0.013	Pct

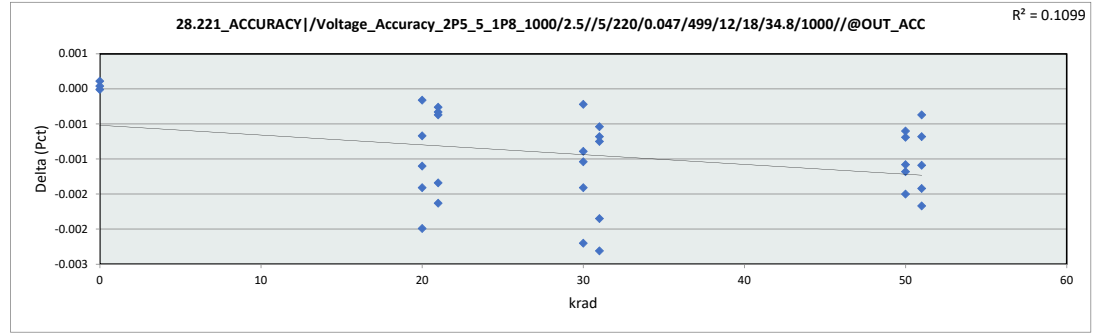
krad	0	20	21	30	31	50	51
LL	-0.013	-0.013	-0.013	-0.013	-0.013	-0.013	-0.013
Min	0.001	0.001	-0.001	0.001	-0.002	-0.002	-0.002
Average	0.002	0.002	0.000	0.002	0.000	0.002	0.001
Max	0.003	0.003	0.002	0.003	0.001	0.004	0.003
UL	0.011	0.011	0.011	0.011	0.011	0.011	0.011



LDR Report  
TPS7H1111-SEP

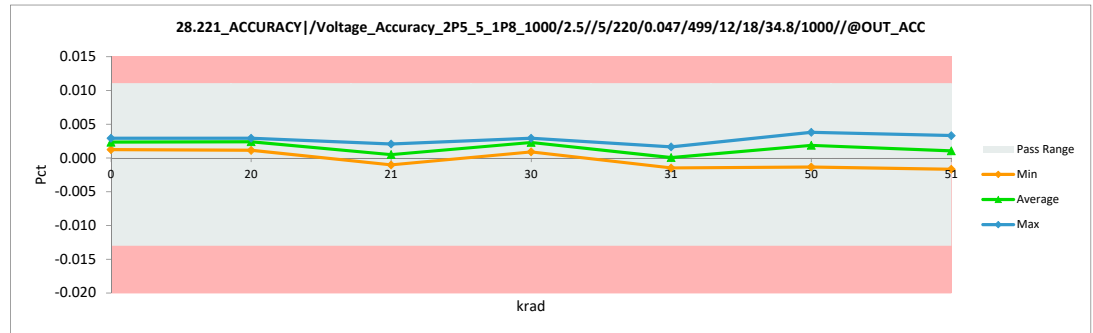
28.221_ACCURACY /Voltage_Acc		
Test Site	Dallas	Dallas
Tester	ETS-364	ETS-364
Test Number	EB6938	EB6938
Unit		Pct
Max Limit	0.011	0.011
Min Limit	-0.013	-0.013

krad	Serial #	Pre	Post	Delta
21	1	-0.001	-0.001	0.000
21	2	-0.001	-0.001	0.000
21	3	0.002	0.001	-0.001
21	4	0.004	0.002	-0.002
21	5	0.002	0.002	0.000
20	6	0.005	0.003	-0.002
20	7	0.002	0.002	0.000
20	8	0.002	0.001	-0.001
20	9	0.004	0.003	-0.001
20	10	0.004	0.003	-0.001
31	11	-0.001	-0.001	-0.001
31	12	-0.001	-0.001	-0.001
31	13	0.002	0.000	-0.002
31	14	0.004	0.001	-0.002
31	15	0.002	0.002	-0.001
30	16	0.005	0.003	-0.002
30	17	0.002	0.002	0.000
30	18	0.002	0.001	-0.001
30	19	0.004	0.003	-0.001
30	20	0.004	0.003	-0.001
51	21	0.004	0.003	-0.001
51	22	0.002	0.000	-0.002
51	23	0.002	0.001	-0.001
51	24	0.000	-0.002	-0.001
51	25	0.003	0.002	0.000
50	26	0.002	0.001	-0.001
50	27	0.000	-0.001	-0.001
50	28	0.004	0.003	-0.002
50	29	0.004	0.003	-0.001
50	30	0.004	0.004	-0.001
0	31	0.001	0.001	0.000
0	32	0.003	0.003	0.000
0	33	0.003	0.003	0.000
Max		0.005	0.004	0.000
Average		0.002	0.001	-0.001
Min		-0.001	-0.002	-0.002
Std Dev		0.002	0.002	0.001



28.221_ACCURACY /Voltage_A		
Test Site	Dallas	
Tester	ETS-364	
Test Number	EB6938	
Max Limit	0.011	Pct
Min Limit	-0.013	Pct

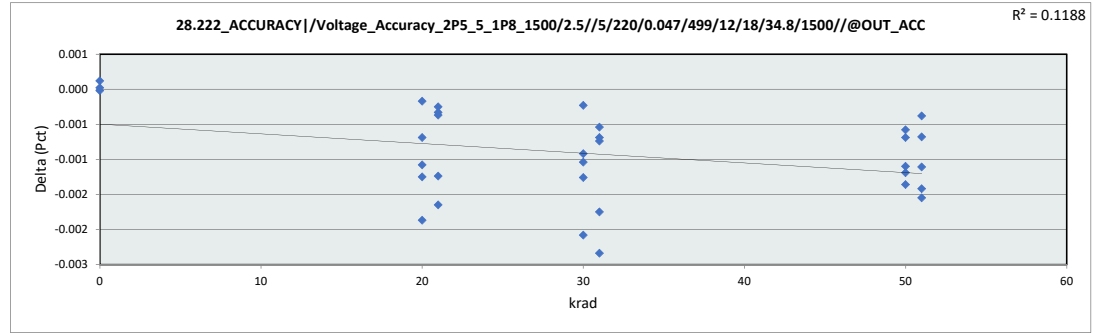
	0	20	21	30	31	50	51
LL	-0.013	-0.013	-0.013	-0.013	-0.013	-0.013	-0.013
Min	0.001	0.001	-0.001	0.001	-0.001	-0.001	-0.002
Average	0.002	0.002	0.001	0.002	0.000	0.002	0.001
Max	0.003	0.003	0.002	0.003	0.002	0.004	0.003
UL	0.011	0.011	0.011	0.011	0.011	0.011	0.011



LDR Report  
TPS7H1111-SEP

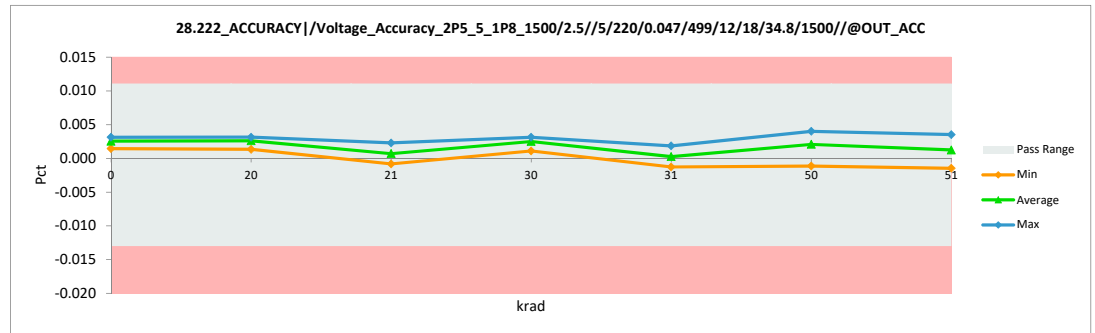
28.222_ACCURACY /Voltage_Acc		
Test Site	Dallas	Dallas
Tester	ETS-364	ETS-364
Test Number	EB6938	EB6938
Unit		Pct
Max Limit	0.011	0.011
Min Limit	-0.013	-0.013

krad	Serial #	Pre	Post	Delta
21	1	-0.001	-0.001	0.000
21	2	0.000	-0.001	0.000
21	3	0.002	0.001	-0.001
21	4	0.004	0.002	-0.002
21	5	0.002	0.002	0.000
20	6	0.005	0.003	-0.002
20	7	0.003	0.003	0.000
20	8	0.002	0.001	-0.001
20	9	0.004	0.003	-0.001
20	10	0.004	0.003	-0.001
31	11	-0.001	-0.001	-0.001
31	12	0.000	-0.001	-0.001
31	13	0.002	0.000	-0.002
31	14	0.004	0.002	-0.002
31	15	0.002	0.002	-0.001
30	16	0.005	0.003	-0.002
30	17	0.003	0.002	0.000
30	18	0.002	0.001	-0.001
30	19	0.004	0.003	-0.001
30	20	0.004	0.003	-0.001
51	21	0.004	0.004	-0.001
51	22	0.002	0.000	-0.002
51	23	0.003	0.001	-0.001
51	24	0.000	-0.001	-0.001
51	25	0.003	0.003	0.000
50	26	0.002	0.001	-0.001
50	27	0.000	-0.001	-0.001
50	28	0.004	0.003	-0.001
50	29	0.004	0.003	-0.001
50	30	0.005	0.004	-0.001
0	31	0.001	0.001	0.000
0	32	0.003	0.003	0.000
0	33	0.003	0.003	0.000
Max		0.005	0.004	0.000
Average		0.003	0.002	-0.001
Min		-0.001	-0.001	-0.002
Std Dev		0.002	0.002	0.001



28.222_ACCURACY /Voltage_A		
Test Site	Dallas	
Tester	ETS-364	
Test Number	EB6938	
Max Limit	0.011	Pct
Min Limit	-0.013	Pct

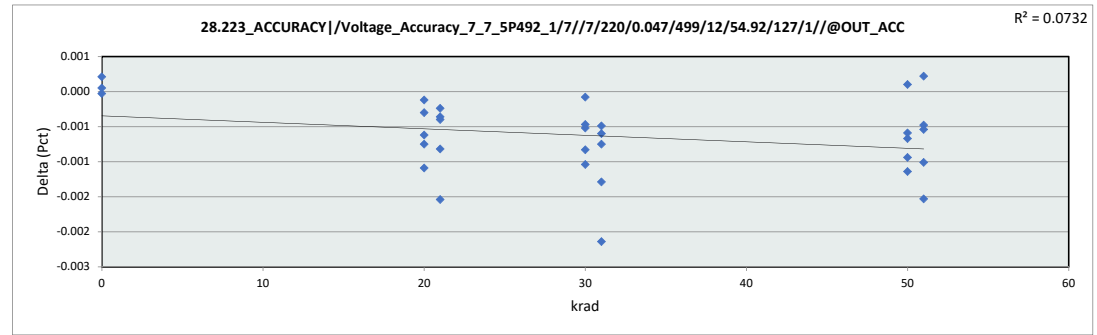
krad	0	20	21	30	31	50	51
LL	-0.013	-0.013	-0.013	-0.013	-0.013	-0.013	-0.013
Min	0.001	0.001	-0.001	0.001	-0.001	-0.001	-0.001
Average	0.003	0.003	0.001	0.003	0.000	0.002	0.001
Max	0.003	0.003	0.002	0.003	0.002	0.004	0.004
UL	0.011	0.011	0.011	0.011	0.011	0.011	0.011



LDR Report  
TPS7H1111-SEP

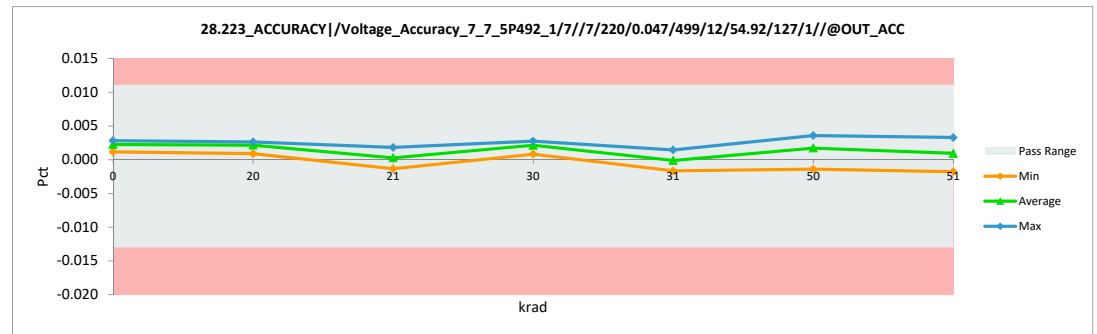
28.223_ACCURACY /Voltage_Acc		
Test Site	Dallas	Dallas
Tester	ETS-364	ETS-364
Test Number	EB6938	EB6938
Unit		Pct
Max Limit	0.011	0.011
Min Limit	-0.013	-0.013

krad	Serial #	Pre	Post	Delta
21	1	-0.001	-0.001	0.000
21	2	-0.001	-0.001	0.000
21	3	0.001	0.000	-0.001
21	4	0.003	0.002	-0.002
21	5	0.002	0.002	0.000
20	6	0.003	0.003	0.000
20	7	0.002	0.002	0.000
20	8	0.002	0.001	-0.001
20	9	0.004	0.003	-0.001
20	10	0.003	0.003	-0.001
31	11	-0.001	-0.002	-0.001
31	12	-0.001	-0.002	-0.001
31	13	0.001	0.000	-0.001
31	14	0.003	0.001	-0.002
31	15	0.002	0.001	0.000
30	16	0.003	0.002	-0.001
30	17	0.002	0.002	0.000
30	18	0.002	0.001	-0.001
30	19	0.004	0.003	-0.001
30	20	0.003	0.003	0.000
51	21	0.004	0.003	0.000
51	22	0.000	0.000	0.000
51	23	0.002	0.001	-0.001
51	24	0.000	-0.002	-0.002
51	25	0.003	0.002	-0.001
50	26	0.002	0.001	-0.001
50	27	0.000	-0.001	-0.001
50	28	0.003	0.003	0.000
50	29	0.004	0.003	-0.001
50	30	0.004	0.004	-0.001
0	31	0.001	0.001	0.000
0	32	0.003	0.003	0.000
0	33	0.003	0.003	0.000
Max		0.004	0.004	0.000
Average		0.002	0.001	-0.001
Min		-0.001	-0.002	-0.002
Std Dev		0.002	0.002	0.001



28.223_ACCURACY /Voltage_Acc		
Test Site	Dallas	
Tester	ETS-364	
Test Number	EB6938	
Max Limit	0.011	Pct
Min Limit	-0.013	Pct

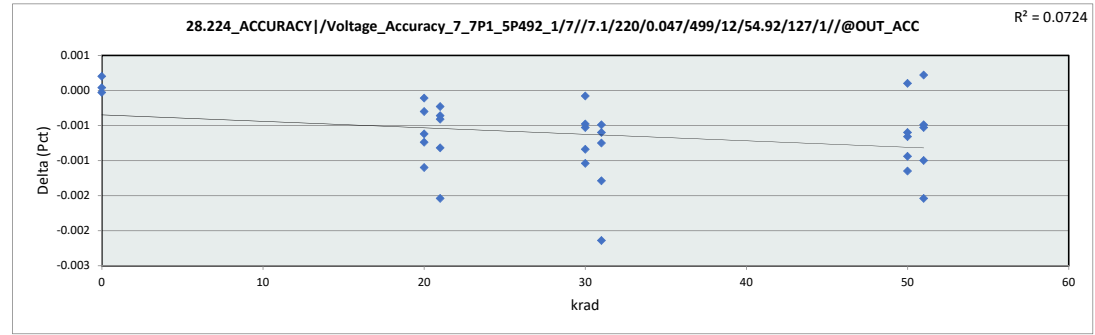
krad	0	20	21	30	31	50	51
LL	-0.013	-0.013	-0.013	-0.013	-0.013	-0.013	-0.013
Min	0.001	0.001	-0.001	0.001	-0.002	-0.001	-0.002
Average	0.002	0.002	0.000	0.002	0.000	0.002	0.001
Max	0.003	0.003	0.002	0.003	0.001	0.004	0.003
UL	0.011	0.011	0.011	0.011	0.011	0.011	0.011



LDR Report  
TPS7H1111-SEP

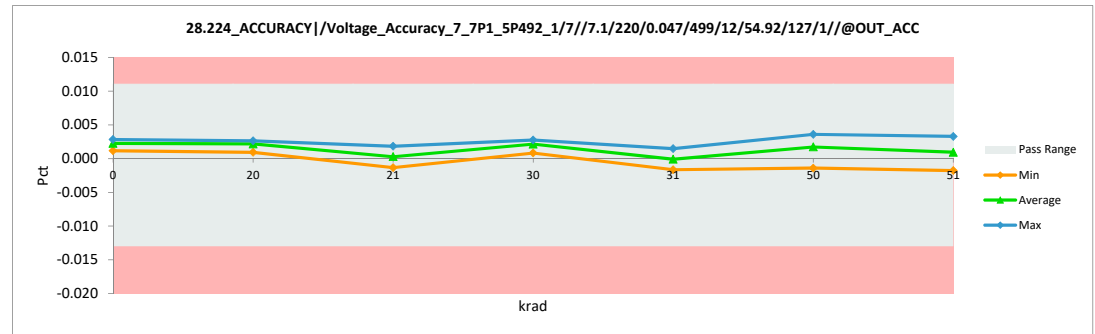
28.224_ACCURACY /Voltage_Acc		
Test Site	Dallas	Dallas
Tester	ETS-364	ETS-364
Test Number	EB6938	EB6938
Unit		Pct
Max Limit	0.011	0.011
Min Limit	-0.013	-0.013

krad	Serial #	Pre	Post	Delta
21	1	-0.001	-0.001	0.000
21	2	-0.001	-0.001	0.000
21	3	0.001	0.000	-0.001
21	4	0.003	0.002	-0.002
21	5	0.002	0.002	0.000
20	6	0.003	0.003	0.000
20	7	0.002	0.002	0.000
20	8	0.002	0.001	-0.001
20	9	0.004	0.003	-0.001
20	10	0.003	0.003	-0.001
31	11	-0.001	-0.002	-0.001
31	12	-0.001	-0.002	-0.001
31	13	0.001	0.000	-0.001
31	14	0.003	0.001	-0.002
31	15	0.002	0.001	0.000
30	16	0.003	0.002	-0.001
30	17	0.002	0.002	0.000
30	18	0.002	0.001	-0.001
30	19	0.004	0.003	-0.001
30	20	0.003	0.003	0.000
51	21	0.004	0.003	0.000
51	22	0.000	0.000	0.000
51	23	0.002	0.001	-0.001
51	24	0.000	-0.002	-0.002
51	25	0.003	0.002	-0.001
50	26	0.002	0.001	-0.001
50	27	0.000	-0.001	-0.001
50	28	0.003	0.003	0.000
50	29	0.004	0.003	-0.001
50	30	0.004	0.004	-0.001
0	31	0.001	0.001	0.000
0	32	0.003	0.003	0.000
0	33	0.003	0.003	0.000
	Max	0.004	0.004	0.000
	Average	0.002	0.001	-0.001
	Min	-0.001	-0.002	-0.002
	Std Dev	0.002	0.002	0.001



28.224_ACCURACY /Voltage_A		
Test Site	Dallas	
Tester	ETS-364	
Test Number	EB6938	
Max Limit	0.011	Pct
Min Limit	-0.013	Pct

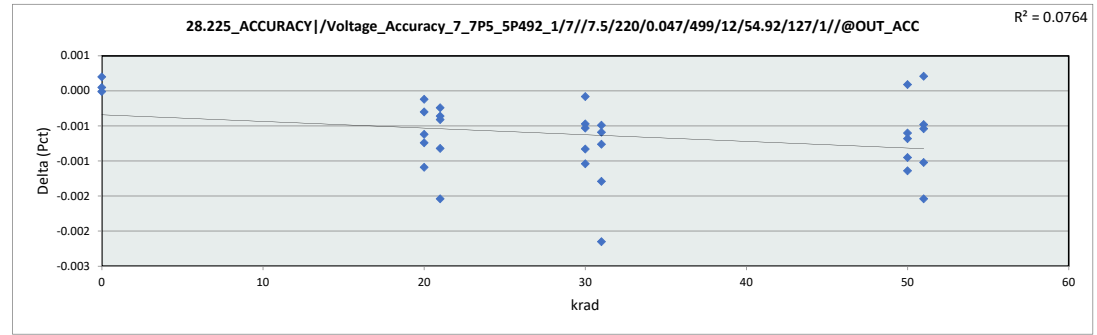
krad	0	20	21	30	31	50	51
LL	-0.013	-0.013	-0.013	-0.013	-0.013	-0.013	-0.013
Min	0.001	0.001	-0.001	0.001	-0.002	-0.001	-0.002
Average	0.002	0.002	0.000	0.002	0.000	0.002	0.001
Max	0.003	0.003	0.002	0.003	0.001	0.004	0.003
UL	0.011	0.011	0.011	0.011	0.011	0.011	0.011



LDR Report  
TPS7H1111-SEP

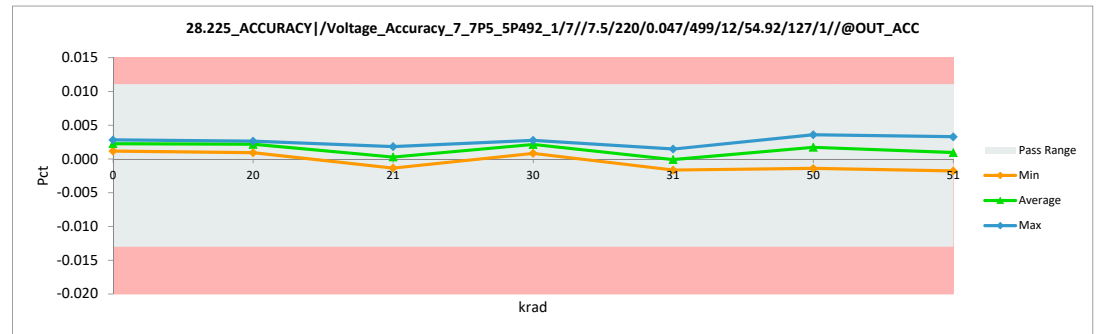
28.225_ACCURACY /Voltage_Acc		
Test Site	Dallas	Dallas
Tester	ETS-364	ETS-364
Test Number	EB6938	EB6938
Unit		Pct
Max Limit	0.011	0.011
Min Limit	-0.013	-0.013

krad	Serial #	Pre	Post	Delta
21	1	-0.001	-0.001	0.000
21	2	-0.001	-0.001	0.000
21	3	0.001	0.000	-0.001
21	4	0.003	0.002	-0.002
21	5	0.002	0.002	0.000
20	6	0.003	0.003	0.000
20	7	0.002	0.002	0.000
20	8	0.002	0.001	-0.001
20	9	0.004	0.003	-0.001
20	10	0.003	0.003	-0.001
31	11	-0.001	-0.002	-0.001
31	12	-0.001	-0.002	-0.001
31	13	0.001	0.000	-0.001
31	14	0.003	0.001	-0.002
31	15	0.002	0.001	0.000
30	16	0.003	0.002	-0.001
30	17	0.002	0.002	0.000
30	18	0.002	0.001	-0.001
30	19	0.004	0.003	-0.001
30	20	0.003	0.003	0.000
51	21	0.004	0.003	0.000
51	22	0.000	0.000	0.000
51	23	0.002	0.001	-0.001
51	24	0.000	-0.002	-0.002
51	25	0.003	0.002	-0.001
50	26	0.002	0.001	-0.001
50	27	0.000	-0.001	-0.001
50	28	0.003	0.003	0.000
50	29	0.004	0.003	-0.001
50	30	0.004	0.004	-0.001
0	31	0.001	0.001	0.000
0	32	0.003	0.003	0.000
0	33	0.003	0.003	0.000
Max		0.004	0.004	0.000
Average		0.002	0.001	-0.001
Min		-0.001	-0.002	-0.002
Std Dev		0.002	0.002	0.001



28.225_ACCURACY /Voltage_A		
Test Site	Dallas	
Tester	ETS-364	
Test Number	EB6938	
Max Limit	0.011	Pct
Min Limit	-0.013	Pct

	0	20	21	30	31	50	51
LL	-0.013	-0.013	-0.013	-0.013	-0.013	-0.013	-0.013
Min	0.001	0.001	-0.001	0.001	-0.002	-0.001	-0.002
Average	0.002	0.002	0.000	0.002	0.000	0.002	0.001
Max	0.003	0.003	0.002	0.003	0.001	0.004	0.003
UL	0.011	0.011	0.011	0.011	0.011	0.011	0.011

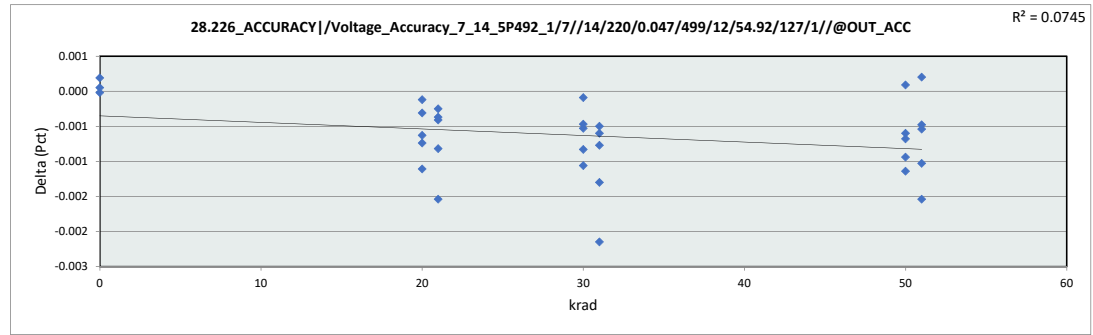




LDR Report  
TPS7H1111-SEP

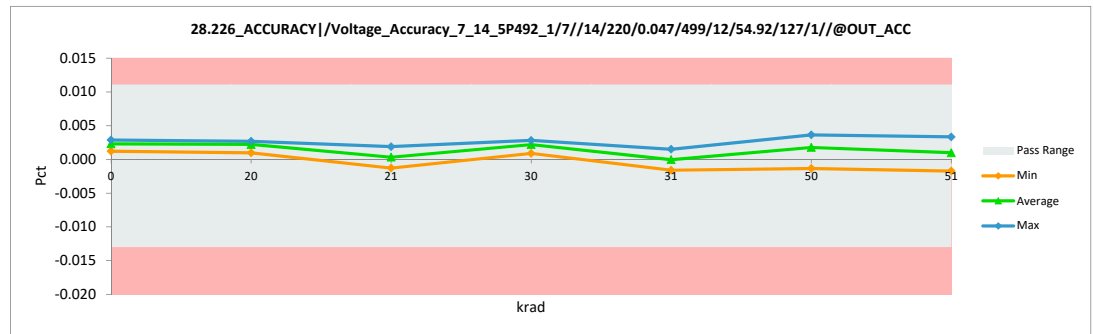
28.226_ACCURACY /Voltage_Acc		
Test Site	Dallas	Dallas
Tester	ETS-364	ETS-364
Test Number	EB6938	EB6938
Unit		Pct
Max Limit	0.011	0.011
Min Limit	-0.013	-0.013

krad	Serial #	Pre	Post	Delta
21	1	-0.001	-0.001	0.000
21	2	-0.001	-0.001	0.000
21	3	0.001	0.001	-0.001
21	4	0.003	0.002	-0.002
21	5	0.002	0.002	0.000
20	6	0.003	0.003	0.000
20	7	0.002	0.002	0.000
20	8	0.002	0.001	-0.001
20	9	0.004	0.003	-0.001
20	10	0.003	0.003	-0.001
31	11	-0.001	-0.002	-0.001
31	12	-0.001	-0.001	-0.001
31	13	0.001	0.000	-0.001
31	14	0.003	0.001	-0.002
31	15	0.002	0.002	-0.001
30	16	0.003	0.002	-0.001
30	17	0.002	0.002	0.000
30	18	0.002	0.001	-0.001
30	19	0.004	0.003	-0.001
30	20	0.003	0.003	0.000
51	21	0.004	0.003	0.000
51	22	0.000	0.000	0.000
51	23	0.002	0.001	-0.001
51	24	0.000	-0.002	-0.002
51	25	0.003	0.002	-0.001
50	26	0.002	0.001	-0.001
50	27	0.000	-0.001	-0.001
50	28	0.003	0.003	0.000
50	29	0.004	0.003	-0.001
50	30	0.004	0.004	-0.001
0	31	0.001	0.001	0.000
0	32	0.003	0.003	0.000
0	33	0.003	0.003	0.000
Max		0.004	0.004	0.000
Average		0.002	0.001	-0.001
Min		-0.001	-0.002	-0.002
Std Dev		0.002	0.002	0.001



28.226_ACCURACY /Voltage_A		
Test Site	Dallas	
Tester	ETS-364	
Test Number	EB6938	
Max Limit	0.011	Pct
Min Limit	-0.013	Pct

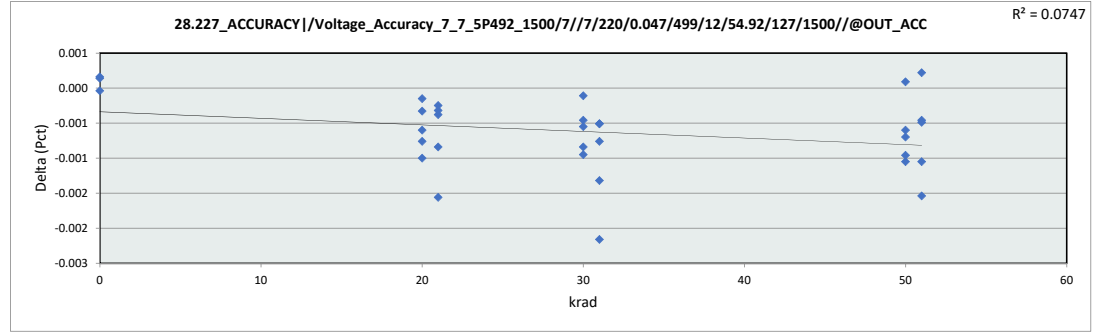
krad	0	20	21	30	31	50	51
LL	-0.013	-0.013	-0.013	-0.013	-0.013	-0.013	-0.013
Min	0.001	0.001	-0.001	0.001	-0.002	-0.001	-0.002
Average	0.002	0.002	0.000	0.002	0.000	0.002	0.001
Max	0.003	0.003	0.002	0.003	0.002	0.004	0.003
UL	0.011	0.011	0.011	0.011	0.011	0.011	0.011



LDR Report  
TPS7H1111-SEP

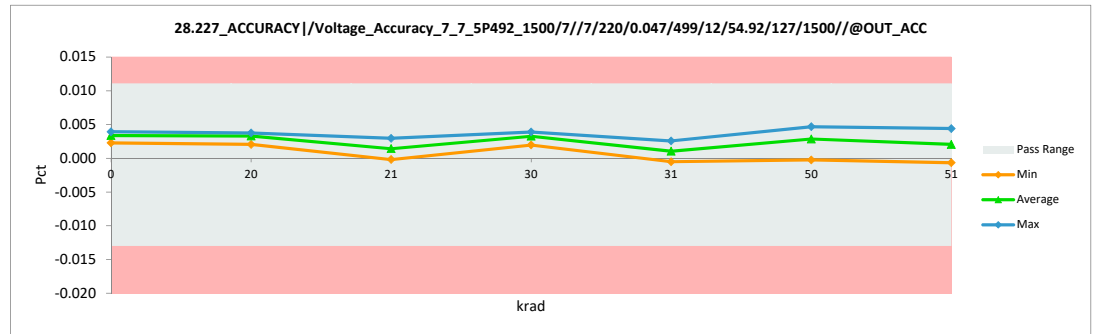
28.227_ACCURACY /Voltage_Acc		
Test Site	Dallas	Dallas
Tester	ETS-364	ETS-364
Test Number	EB6938	EB6938
Unit		Pct
Max Limit	0.011	0.011
Min Limit	-0.013	-0.013

krad	Serial #	Pre	Post	Delta
21	1	0.000	0.000	0.000
21	2	0.000	0.000	0.000
21	3	0.002	0.002	-0.001
21	4	0.005	0.003	-0.002
21	5	0.003	0.003	0.000
20	6	0.004	0.004	0.000
20	7	0.003	0.003	0.000
20	8	0.003	0.002	-0.001
20	9	0.005	0.004	-0.001
20	10	0.004	0.004	-0.001
31	11	0.000	-0.001	-0.001
31	12	0.000	0.000	-0.001
31	13	0.002	0.001	-0.001
31	14	0.005	0.002	-0.002
31	15	0.003	0.003	-0.001
30	16	0.004	0.004	-0.001
30	17	0.003	0.003	0.000
30	18	0.003	0.002	-0.001
30	19	0.005	0.004	-0.001
30	20	0.004	0.004	0.000
51	21	0.005	0.004	0.000
51	22	0.001	0.001	0.000
51	23	0.003	0.002	-0.001
51	24	0.001	-0.001	-0.002
51	25	0.004	0.003	0.000
50	26	0.003	0.002	-0.001
50	27	0.001	0.000	-0.001
50	28	0.004	0.004	0.000
50	29	0.005	0.004	-0.001
50	30	0.005	0.005	-0.001
0	31	0.002	0.002	0.000
0	32	0.004	0.004	0.000
0	33	0.004	0.004	0.000
Max		0.005	0.005	0.000
Average		0.003	0.002	-0.001
Min		0.000	-0.001	-0.002
Std Dev		0.002	0.002	0.001



28.227_ACCURACY /Voltage_Acc		
Test Site	Dallas	
Tester	ETS-364	
Test Number	EB6938	
Max Limit	0.011	Pct
Min Limit	-0.013	Pct

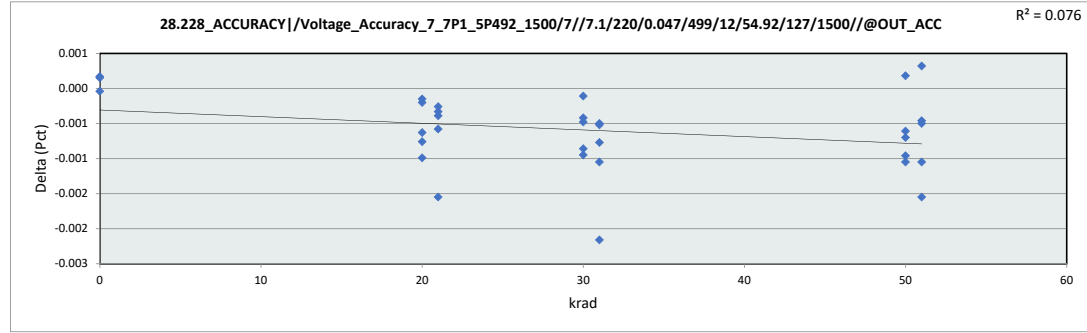
	0	20	21	30	31	50	51
LL	-0.013	-0.013	-0.013	-0.013	-0.013	-0.013	-0.013
Min	0.002	0.002	0.000	0.002	-0.001	0.000	-0.001
Average	0.003	0.003	0.001	0.003	0.001	0.003	0.002
Max	0.004	0.004	0.003	0.004	0.003	0.005	0.004
UL	0.011	0.011	0.011	0.011	0.011	0.011	0.011



LDR Report  
TPS7H1111-SEP

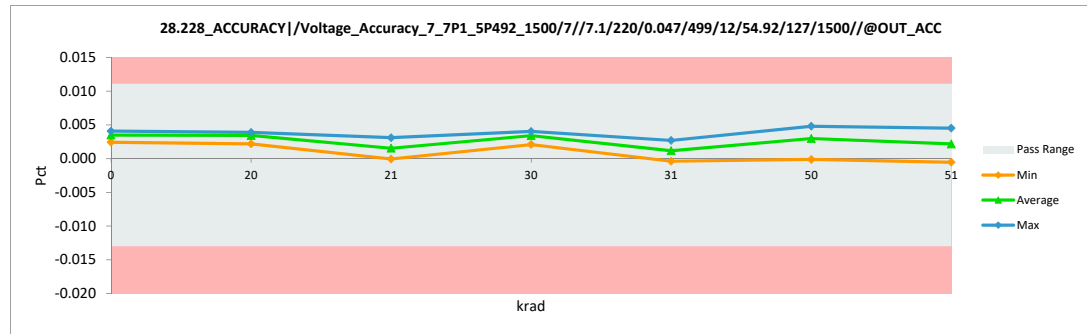
28.228_ACCURACY /Voltage_Acc		
Test Site	Dallas	Dallas
Tester	ETS-364	ETS-364
Test Number	EB6938	EB6938
Unit		Pct
Max Limit	0.011	0.011
Min Limit	-0.013	-0.013

krad	Serial #	Pre	Post	Delta
21	1	0.000	0.000	0.000
21	2	0.000	0.000	0.000
21	3	0.002	0.002	-0.001
21	4	0.005	0.003	-0.002
21	5	0.003	0.003	0.000
20	6	0.004	0.004	0.000
20	7	0.004	0.003	0.000
20	8	0.003	0.002	-0.001
20	9	0.005	0.004	-0.001
20	10	0.004	0.004	-0.001
31	11	0.000	0.000	-0.001
31	12	0.000	0.000	0.000
31	13	0.002	0.001	-0.001
31	14	0.005	0.002	-0.002
31	15	0.003	0.003	-0.001
30	16	0.004	0.004	0.000
30	17	0.004	0.003	0.000
30	18	0.003	0.002	-0.001
30	19	0.005	0.004	-0.001
30	20	0.004	0.004	0.000
51	21	0.005	0.004	-0.001
51	22	0.001	0.001	0.000
51	23	0.003	0.002	-0.001
51	24	0.001	-0.001	-0.002
51	25	0.004	0.003	0.000
50	26	0.003	0.002	-0.001
50	27	0.001	0.000	-0.001
50	28	0.004	0.004	0.000
50	29	0.005	0.004	-0.001
50	30	0.005	0.005	-0.001
0	31	0.002	0.002	0.000
0	32	0.004	0.004	0.000
0	33	0.004	0.004	0.000
Max		0.005	0.005	0.000
Average		0.003	0.003	-0.001
Min		0.000	-0.001	-0.002
Std Dev		0.002	0.002	0.001



28.228_ACCURACY /Voltage_A		
Test Site	Dallas	
Tester	ETS-364	
Test Number	EB6938	
Max Limit	0.011	Pct
Min Limit	-0.013	Pct

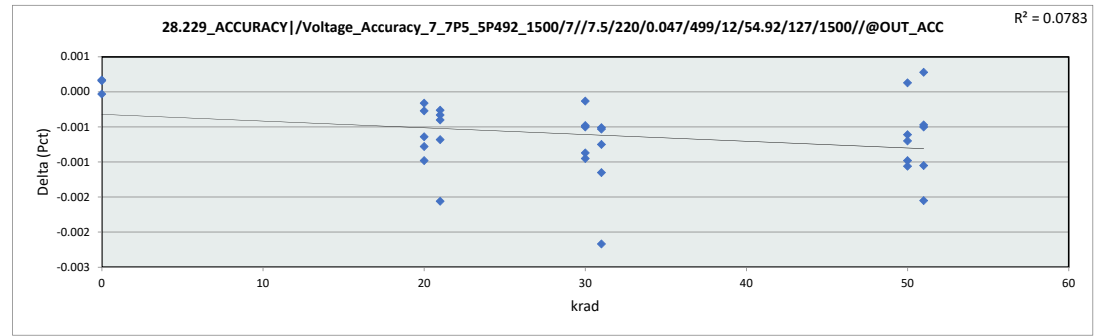
	0	20	21	30	31	50	51
LL	-0.013	-0.013	-0.013	-0.013	-0.013	-0.013	-0.013
Min	0.002	0.002	0.000	0.002	0.000	0.000	-0.001
Average	0.003	0.003	0.002	0.003	0.001	0.003	0.002
Max	0.004	0.004	0.003	0.004	0.003	0.005	0.005
UL	0.011	0.011	0.011	0.011	0.011	0.011	0.011



LDR Report  
TPS7H1111-SEP

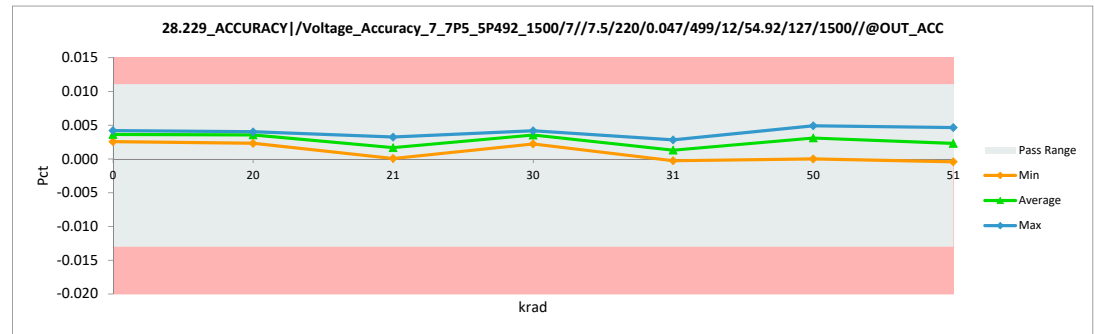
28.229_ACCURACY /Voltage_Acc		
Test Site	Dallas	Dallas
Tester	ETS-364	ETS-364
Test Number	EB6938	EB6938
Unit		Pct
Max Limit	0.011	0.011
Min Limit	-0.013	-0.013

krad	Serial #	Pre	Post	Delta
21	1	0.000	0.000	0.000
21	2	0.000	0.000	0.000
21	3	0.003	0.002	-0.001
21	4	0.005	0.003	-0.002
21	5	0.003	0.003	0.000
20	6	0.004	0.004	0.000
20	7	0.004	0.004	0.000
20	8	0.003	0.002	-0.001
20	9	0.005	0.004	-0.001
20	10	0.005	0.004	-0.001
31	11	0.000	0.000	-0.001
31	12	0.000	0.000	-0.001
31	13	0.003	0.001	-0.001
31	14	0.005	0.003	-0.002
31	15	0.003	0.003	-0.001
30	16	0.004	0.004	-0.001
30	17	0.004	0.004	0.000
30	18	0.003	0.002	-0.001
30	19	0.005	0.004	-0.001
30	20	0.005	0.004	0.000
51	21	0.005	0.005	-0.001
51	22	0.001	0.001	0.000
51	23	0.003	0.002	-0.001
51	24	0.001	0.000	-0.002
51	25	0.004	0.004	0.000
50	26	0.003	0.003	-0.001
50	27	0.001	0.000	-0.001
50	28	0.004	0.004	0.000
50	29	0.005	0.004	-0.001
50	30	0.006	0.005	-0.001
0	31	0.002	0.003	0.000
0	32	0.004	0.004	0.000
0	33	0.004	0.004	0.000
Max		0.006	0.005	0.000
Average		0.003	0.003	-0.001
Min		0.000	0.000	-0.002
Std Dev		0.002	0.002	0.001



28.229_ACCURACY /Voltage_A		
Test Site	Dallas	
Tester	ETS-364	
Test Number	EB6938	
Max Limit	0.011	Pct
Min Limit	-0.013	Pct

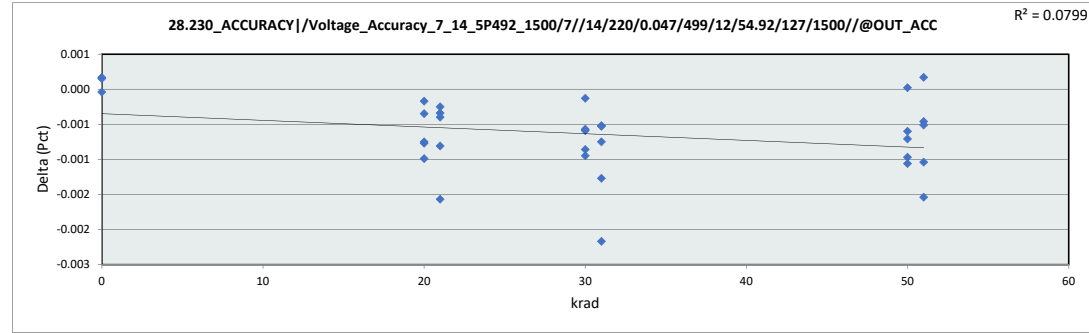
	0	20	21	30	31	50	51
LL	-0.013	-0.013	-0.013	-0.013	-0.013	-0.013	-0.013
Min	0.003	0.002	0.000	0.002	0.000	0.000	0.000
Average	0.004	0.004	0.002	0.004	0.001	0.003	0.002
Max	0.004	0.004	0.003	0.004	0.003	0.005	0.005
UL	0.011	0.011	0.011	0.011	0.011	0.011	0.011



LDR Report  
TPS7H1111-SEP

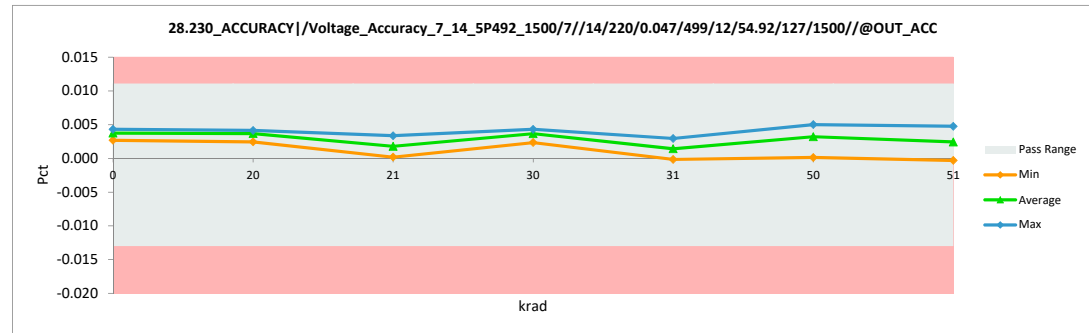
28.230_ACCURACY /Voltage_Acc		
Test Site	Dallas	Dallas
Tester	ETS-364	ETS-364
Test Number	EB6938	EB6938
Unit		Pct
Max Limit	0.011	0.011
Min Limit	-0.013	-0.013

krad	Serial #	Pre	Post	Delta
21	1	0.001	0.000	0.000
21	2	0.001	0.000	0.000
21	3	0.003	0.002	-0.001
21	4	0.005	0.003	-0.002
21	5	0.003	0.003	0.000
20	6	0.004	0.004	0.000
20	7	0.004	0.004	0.000
20	8	0.003	0.002	-0.001
20	9	0.005	0.004	-0.001
20	10	0.005	0.004	-0.001
31	11	0.001	0.000	-0.001
31	12	0.001	0.000	-0.001
31	13	0.003	0.002	-0.001
31	14	0.005	0.003	-0.002
31	15	0.003	0.003	-0.001
30	16	0.004	0.004	-0.001
30	17	0.004	0.004	0.000
30	18	0.003	0.002	-0.001
30	19	0.005	0.004	-0.001
30	20	0.005	0.004	-0.001
51	21	0.005	0.005	-0.001
51	22	0.001	0.001	0.000
51	23	0.004	0.003	-0.001
51	24	0.001	0.000	-0.002
51	25	0.004	0.004	0.000
50	26	0.003	0.003	-0.001
50	27	0.001	0.000	-0.001
50	28	0.004	0.004	0.000
50	29	0.005	0.004	-0.001
50	30	0.006	0.005	-0.001
0	31	0.003	0.003	0.000
0	32	0.004	0.004	0.000
0	33	0.004	0.004	0.000
Max		0.006	0.005	0.000
Average		0.003	0.003	-0.001
Min		0.001	0.000	-0.002
Std Dev		0.002	0.002	0.001



28.230_ACCURACY /Voltage_Acc		
Test Site	Dallas	
Tester	ETS-364	
Test Number	EB6938	
Max Limit	0.011	Pct
Min Limit	-0.013	Pct

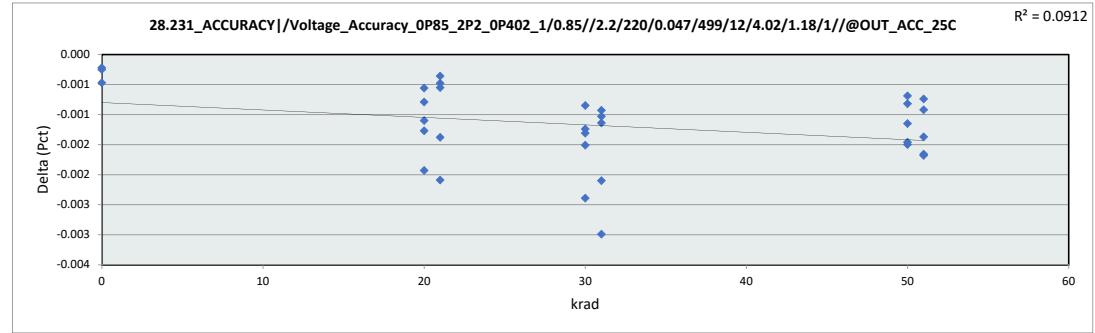
krad	0	20	21	30	31	50	51
LL	-0.013	-0.013	-0.013	-0.013	-0.013	-0.013	-0.013
Min	0.003	0.002	0.000	0.002	0.000	0.000	0.000
Average	0.004	0.004	0.002	0.004	0.001	0.003	0.002
Max	0.004	0.004	0.003	0.004	0.003	0.005	0.005
UL	0.011	0.011	0.011	0.011	0.011	0.011	0.011



LDR Report  
TPS7H1111-SEP

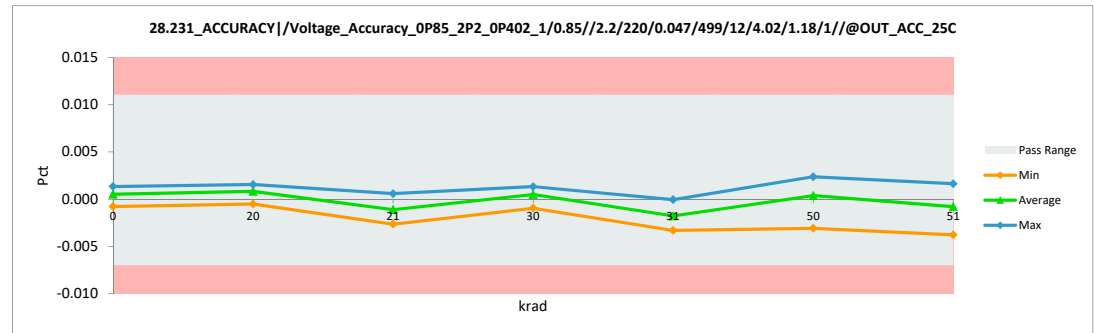
28.231_ACCURACY /Voltage_Acc		
Test Site	Dallas	Dallas
Tester	ETS-364	ETS-364
Test Number	EB6938	EB6938
Unit		Pct
Max Limit	0.011	0.011
Min Limit	-0.007	-0.007

krad	Serial #	Pre	Post	Delta
21	1	-0.002	-0.003	0.000
21	2	-0.002	-0.002	-0.001
21	3	0.000	-0.001	-0.001
21	4	0.003	0.001	-0.002
21	5	0.001	0.000	0.000
20	6	0.003	0.002	-0.002
20	7	0.001	0.001	-0.001
20	8	0.000	-0.001	-0.001
20	9	0.002	0.001	-0.001
20	10	0.003	0.002	-0.001
31	11	-0.002	-0.003	-0.001
31	12	-0.002	-0.003	-0.001
31	13	0.000	-0.002	-0.002
31	14	0.003	0.000	-0.003
31	15	0.001	0.000	-0.001
30	16	0.003	0.001	-0.002
30	17	0.001	0.000	-0.001
30	18	0.000	-0.001	-0.001
30	19	0.002	0.001	-0.002
30	20	0.003	0.001	-0.001
51	21	0.003	0.002	-0.001
51	22	0.000	-0.002	-0.001
51	23	0.001	-0.001	-0.002
51	24	-0.002	-0.004	-0.002
51	25	0.001	0.001	-0.001
50	26	0.000	-0.001	-0.001
50	27	-0.002	-0.003	-0.001
50	28	0.003	0.001	-0.001
50	29	0.003	0.002	-0.001
50	30	0.003	0.002	-0.001
0	31	0.000	-0.001	0.000
0	32	0.001	0.001	0.000
0	33	0.002	0.001	0.000
Max		0.003	0.002	0.000
Average		0.001	0.000	-0.001
Min		-0.002	-0.004	-0.003
Std Dev		0.002	0.002	0.001



28.231_ACCURACY /Voltage_A		
Test Site	Dallas	
Tester	ETS-364	
Test Number	EB6938	
Max Limit	0.011	Pct
Min Limit	-0.007	Pct

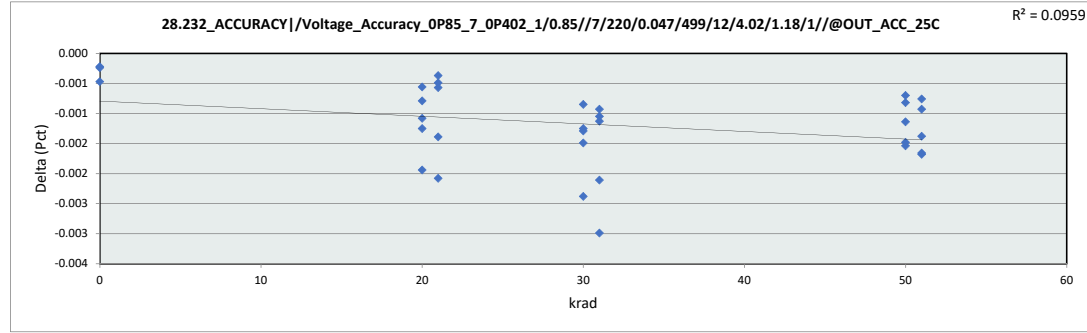
krad	0	20	21	30	31	50	51
LL	-0.007	-0.007	-0.007	-0.007	-0.007	-0.007	-0.007
Min	-0.001	-0.001	-0.003	-0.001	-0.003	-0.003	-0.004
Average	0.001	0.001	-0.001	0.000	-0.002	0.000	-0.001
Max	0.001	0.002	0.001	0.001	0.000	0.002	0.002
UL	0.011	0.011	0.011	0.011	0.011	0.011	0.011



LDR Report  
TPS7H1111-SEP

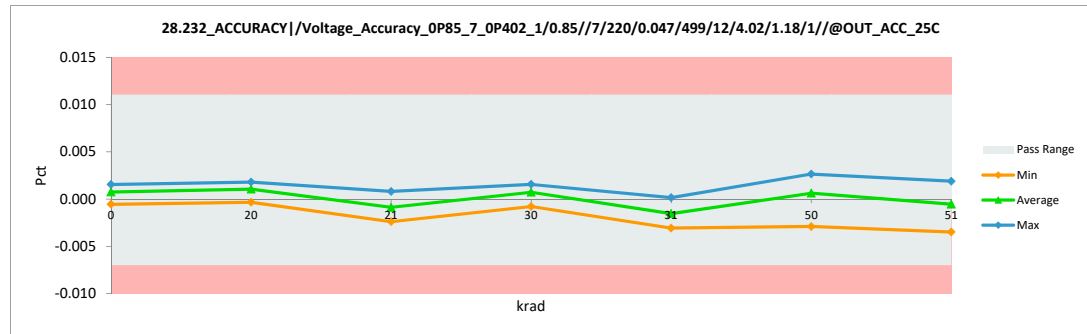
28.232_ACCURACY /Voltage_Acc		
Test Site	Dallas	Dallas
Tester	ETS-364	ETS-364
Test Number	EB6938	EB6938
Unit		Pct
Max Limit	0.011	0.011
Min Limit	-0.007	-0.007

krad	Serial #	Pre	Post	Delta
21	1	-0.002	-0.002	0.000
21	2	-0.002	-0.002	-0.001
21	3	0.000	-0.001	-0.001
21	4	0.003	0.001	-0.002
21	5	0.001	0.001	0.000
20	6	0.004	0.002	-0.002
20	7	0.001	0.001	-0.001
20	8	0.000	0.000	-0.001
20	9	0.002	0.001	-0.001
20	10	0.003	0.002	-0.001
31	11	-0.002	-0.003	-0.001
31	12	-0.002	-0.003	-0.001
31	13	0.000	-0.002	-0.002
31	14	0.003	0.000	-0.003
31	15	0.001	0.000	-0.001
30	16	0.004	0.001	-0.002
30	17	0.001	0.001	-0.001
30	18	0.000	-0.001	-0.001
30	19	0.002	0.001	-0.001
30	20	0.003	0.002	-0.001
51	21	0.003	0.002	-0.001
51	22	0.000	-0.002	-0.001
51	23	0.001	-0.001	-0.002
51	24	-0.002	-0.003	-0.002
51	25	0.002	0.001	-0.001
50	26	0.000	0.000	-0.001
50	27	-0.001	-0.003	-0.002
50	28	0.003	0.002	-0.001
50	29	0.004	0.002	-0.001
50	30	0.003	0.003	-0.001
0	31	0.000	-0.001	0.000
0	32	0.001	0.001	0.000
0	33	0.002	0.002	0.000
Max		0.004	0.003	0.000
Average		0.001	0.000	-0.001
Min		-0.002	-0.003	-0.003
Std Dev		0.002	0.002	0.001



28.232_ACCURACY /Voltage_Acc		
Test Site	Dallas	
Tester	ETS-364	
Test Number	EB6938	
Max Limit	0.011	Pct
Min Limit	-0.007	Pct

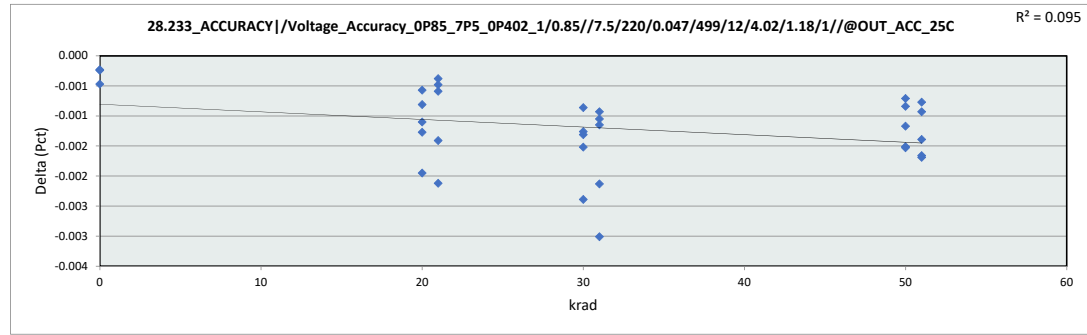
krad	0	20	21	30	31	50	51
LL	-0.007	-0.007	-0.007	-0.007	-0.007	-0.007	-0.007
Min	-0.001	0.000	-0.002	-0.001	-0.003	-0.003	-0.003
Average	0.001	0.001	-0.001	0.001	-0.002	0.001	-0.001
Max	0.002	0.002	0.001	0.002	0.000	0.003	0.002
UL	0.011	0.011	0.011	0.011	0.011	0.011	0.011



LDR Report  
TPS7H1111-SEP

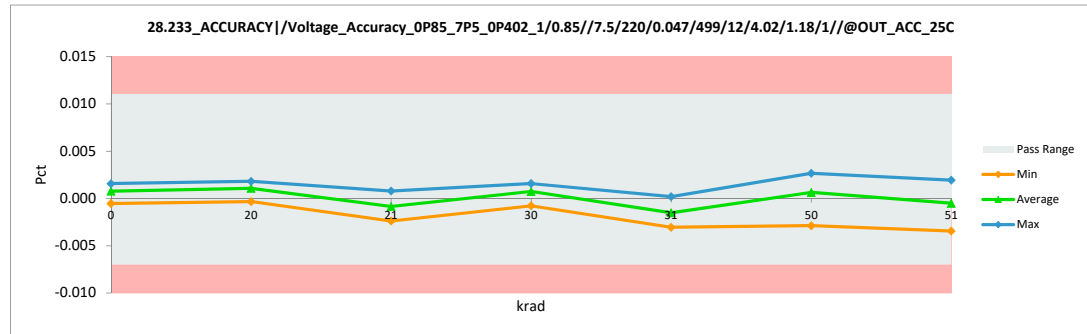
28.233_ACCURACY /Voltage_Acc		
Test Site	Dallas	Dallas
Tester	ETS-364	ETS-364
Test Number	EB6938	EB6938
Unit		Pct
Max Limit	0.011	0.011
Min Limit	-0.007	-0.007

krad	Serial #	Pre	Post	Delta
21	1	-0.002	-0.002	0.000
21	2	-0.002	-0.002	-0.001
21	3	0.000	-0.001	-0.001
21	4	0.003	0.001	-0.002
21	5	0.001	0.001	0.000
20	6	0.004	0.002	-0.002
20	7	0.002	0.001	-0.001
20	8	0.000	0.000	-0.001
20	9	0.002	0.001	-0.001
20	10	0.003	0.002	-0.001
31	11	-0.002	-0.003	-0.001
31	12	-0.002	-0.003	-0.001
31	13	0.000	-0.002	-0.002
31	14	0.003	0.000	-0.003
31	15	0.001	0.000	-0.001
30	16	0.004	0.001	-0.002
30	17	0.002	0.001	-0.001
30	18	0.000	-0.001	-0.001
30	19	0.002	0.001	-0.002
30	20	0.003	0.002	-0.001
51	21	0.003	0.002	-0.001
51	22	0.000	-0.001	-0.001
51	23	0.001	-0.001	-0.002
51	24	-0.002	-0.003	-0.002
51	25	0.002	0.001	-0.001
50	26	0.000	0.000	-0.001
50	27	-0.001	-0.003	-0.002
50	28	0.003	0.002	-0.001
50	29	0.004	0.002	-0.002
50	30	0.003	0.003	-0.001
0	31	0.000	-0.001	0.000
0	32	0.002	0.001	0.000
0	33	0.002	0.002	0.000
Max		0.004	0.003	0.000
Average		0.001	0.000	-0.001
Min		-0.002	-0.003	-0.003
Std Dev		0.002	0.002	0.001



28.233_ACCURACY /Voltage_A		
Test Site	Dallas	
Tester	ETS-364	
Test Number	EB6938	
Max Limit	0.011	Pct
Min Limit	-0.007	Pct

krad	0	20	21	30	31	50	51
LL	-0.007	-0.007	-0.007	-0.007	-0.007	-0.007	-0.007
Min	-0.001	0.000	-0.002	-0.001	-0.003	-0.003	-0.003
Average	0.001	0.001	-0.001	0.001	-0.002	0.001	-0.001
Max	0.002	0.002	0.001	0.002	0.000	0.003	0.002
UL	0.011	0.011	0.011	0.011	0.011	0.011	0.011

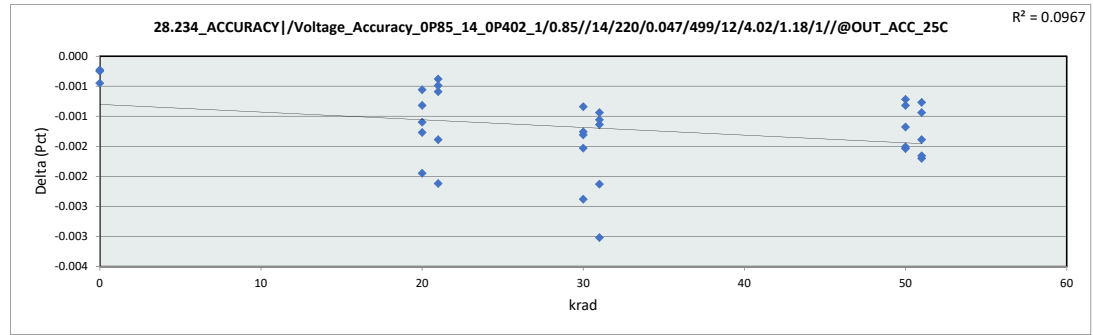




LDR Report  
TPS7H1111-SEP

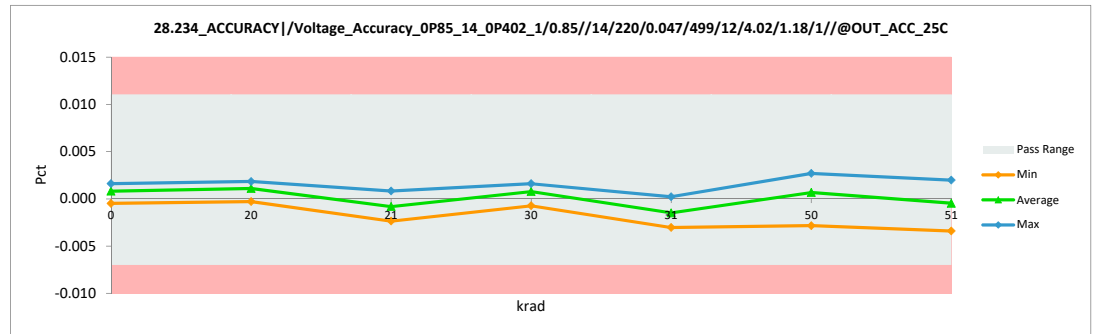
28.234_ACCURACY /Voltage_Acc		
Test Site	Dallas	Dallas
Tester	ETS-364	ETS-364
Test Number	EB6938	EB6938
Unit		Pct
Max Limit	0.011	0.011
Min Limit	-0.007	-0.007

krad	Serial #	Pre	Post	Delta
21	1	-0.002	-0.002	0.000
21	2	-0.002	-0.002	-0.001
21	3	0.000	-0.001	-0.001
21	4	0.003	0.001	-0.002
21	5	0.001	0.001	0.000
20	6	0.004	0.002	-0.002
20	7	0.002	0.001	-0.001
20	8	0.001	0.000	-0.001
20	9	0.002	0.001	-0.001
20	10	0.003	0.002	-0.001
31	11	-0.002	-0.003	-0.001
31	12	-0.002	-0.003	-0.001
31	13	0.000	-0.002	-0.002
31	14	0.003	0.000	-0.003
31	15	0.001	0.000	-0.001
30	16	0.004	0.001	-0.002
30	17	0.002	0.001	-0.001
30	18	0.001	-0.001	-0.001
30	19	0.002	0.001	-0.002
30	20	0.003	0.002	-0.001
51	21	0.003	0.002	-0.001
51	22	0.000	-0.001	-0.001
51	23	0.001	-0.001	-0.002
51	24	-0.002	-0.003	-0.002
51	25	0.002	0.001	-0.001
50	26	0.000	0.000	-0.001
50	27	-0.001	-0.003	-0.002
50	28	0.003	0.002	-0.001
50	29	0.004	0.002	-0.002
50	30	0.003	0.003	-0.001
0	31	0.000	0.000	0.000
0	32	0.002	0.001	0.000
0	33	0.002	0.002	0.000
Max		0.004	0.003	0.000
Average		0.001	0.000	-0.001
Min		-0.002	-0.003	-0.003
Std Dev		0.002	0.002	0.001



28.234_ACCURACY /Voltage_A		
Test Site	Dallas	
Tester	ETS-364	
Test Number	EB6938	
Max Limit	0.011	Pct
Min Limit	-0.007	Pct

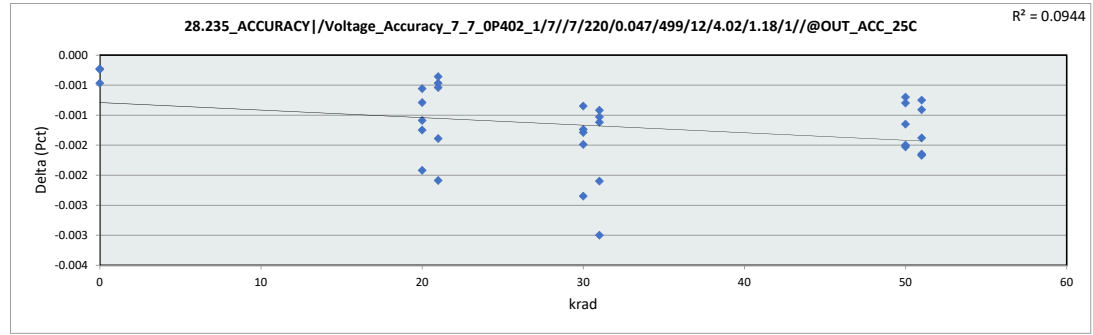
krad	0	20	21	30	31	50	51
LL	-0.007	-0.007	-0.007	-0.007	-0.007	-0.007	-0.007
Min	0.000	0.000	-0.002	-0.001	-0.003	-0.003	-0.003
Average	0.001	0.001	-0.001	0.001	-0.001	0.001	0.000
Max	0.002	0.002	0.001	0.002	0.000	0.003	0.002
UL	0.011	0.011	0.011	0.011	0.011	0.011	0.011



LDR Report  
TPS7H1111-SEP

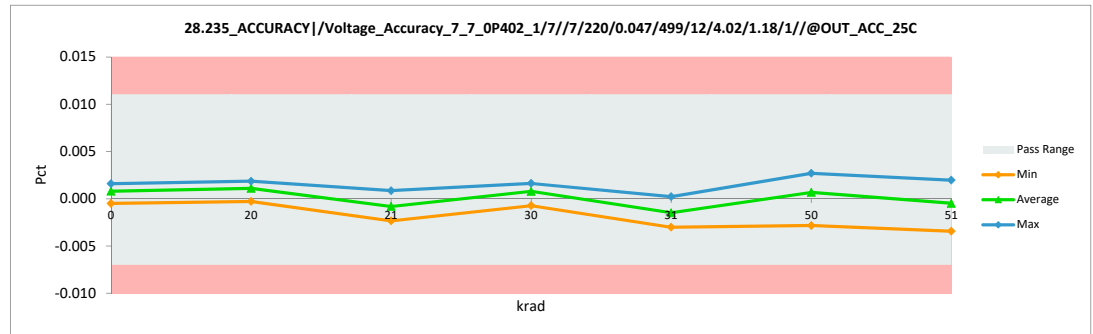
28.235_ACCURACY /Voltage_Acc		
Test Site	Dallas	Dallas
Tester	ETS-364	ETS-364
Test Number	EB6938	EB6938
Unit		Pct
Max Limit	0.011	0.011
Min Limit	-0.007	-0.007

krad	Serial #	Pre	Post	Delta
21	1	-0.002	-0.002	0.000
21	2	-0.002	-0.002	-0.001
21	3	0.000	-0.001	-0.001
21	4	0.003	0.001	-0.002
21	5	0.001	0.001	0.000
20	6	0.004	0.002	-0.002
20	7	0.002	0.001	-0.001
20	8	0.001	0.000	-0.001
20	9	0.002	0.001	-0.001
20	10	0.003	0.002	-0.001
31	11	-0.002	-0.003	-0.001
31	12	-0.002	-0.003	-0.001
31	13	0.000	-0.002	-0.002
31	14	0.003	0.000	-0.003
31	15	0.001	0.000	-0.001
30	16	0.004	0.001	-0.002
30	17	0.002	0.001	-0.001
30	18	0.001	-0.001	-0.001
30	19	0.002	0.001	-0.001
30	20	0.003	0.002	-0.001
51	21	0.003	0.002	-0.001
51	22	0.000	-0.001	-0.001
51	23	0.001	-0.001	-0.002
51	24	-0.002	-0.003	-0.002
51	25	0.002	0.001	-0.001
50	26	0.000	0.000	-0.001
50	27	-0.001	-0.003	-0.002
50	28	0.003	0.002	-0.001
50	29	0.004	0.002	-0.002
50	30	0.003	0.003	-0.001
0	31	0.000	-0.001	0.000
0	32	0.002	0.001	0.000
0	33	0.002	0.002	0.000
Max		0.004	0.003	0.000
Average		0.001	0.000	-0.001
Min		-0.002	-0.003	-0.003
Std Dev		0.002	0.002	0.001



28.235_ACCURACY /Voltage_A		
Test Site	Dallas	
Tester	ETS-364	
Test Number	EB6938	
Max Limit	0.011	Pct
Min Limit	-0.007	Pct

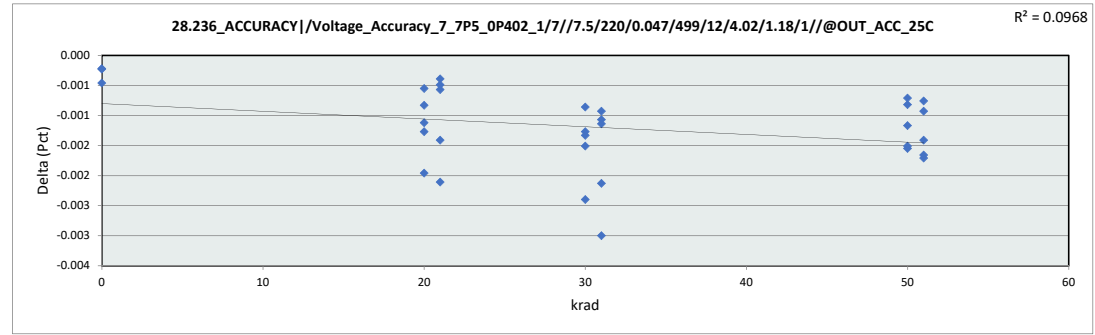
krad	0	20	21	30	31	50	51
LL	-0.007	-0.007	-0.007	-0.007	-0.007	-0.007	-0.007
Min	-0.001	0.000	-0.002	-0.001	-0.003	-0.003	-0.003
Average	0.001	0.001	-0.001	0.001	-0.001	0.001	0.000
Max	0.002	0.002	0.001	0.002	0.000	0.003	0.002
UL	0.011	0.011	0.011	0.011	0.011	0.011	0.011



LDR Report  
TPS7H1111-SEP

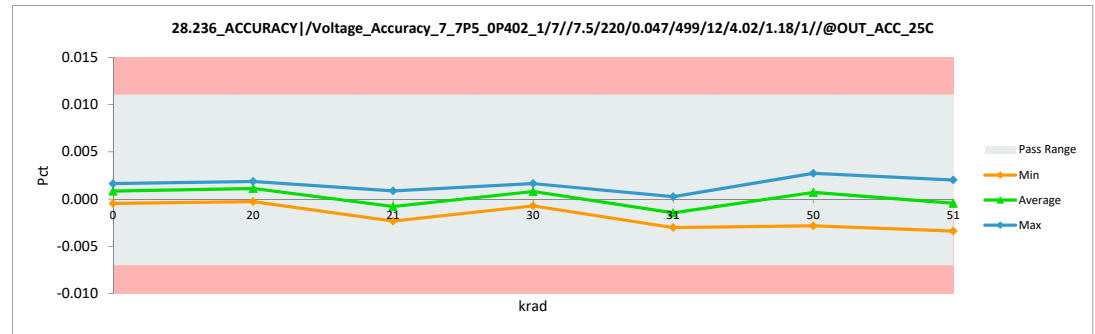
28.236_ACCURACY /Voltage_Acc		
Test Site	Dallas	Dallas
Tester	ETS-364	ETS-364
Test Number	EB6938	EB6938
Unit		Pct
Max Limit	0.011	0.011
Min Limit	-0.007	-0.007

krad	Serial #	Pre	Post	Delta
21	1	-0.002	-0.002	0.000
21	2	-0.002	-0.002	-0.001
21	3	0.000	-0.001	-0.001
21	4	0.003	0.001	-0.002
21	5	0.001	0.001	0.000
20	6	0.004	0.002	-0.002
20	7	0.002	0.001	-0.001
20	8	0.001	0.000	-0.001
20	9	0.002	0.001	-0.001
20	10	0.003	0.002	-0.001
31	11	-0.002	-0.003	-0.001
31	12	-0.002	-0.003	-0.001
31	13	0.000	-0.002	-0.002
31	14	0.003	0.000	-0.003
31	15	0.001	0.000	-0.001
30	16	0.004	0.001	-0.002
30	17	0.002	0.001	-0.001
30	18	0.001	-0.001	-0.001
30	19	0.002	0.001	-0.002
30	20	0.003	0.002	-0.001
51	21	0.003	0.002	-0.001
51	22	0.000	-0.001	-0.001
51	23	0.001	0.000	-0.002
51	24	-0.002	-0.003	-0.002
51	25	0.002	0.001	-0.001
50	26	0.000	0.000	-0.001
50	27	-0.001	-0.003	-0.002
50	28	0.003	0.002	-0.001
50	29	0.004	0.002	-0.002
50	30	0.003	0.003	-0.001
0	31	0.000	0.000	0.000
0	32	0.002	0.001	0.000
0	33	0.002	0.002	0.000
Max		0.004	0.003	0.000
Average		0.001	0.000	-0.001
Min		-0.002	-0.003	-0.003
Std Dev		0.002	0.002	0.001



28.236_ACCURACY /Voltage_A		
Test Site	Dallas	
Tester	ETS-364	
Test Number	EB6938	
Max Limit	0.011	Pct
Min Limit	-0.007	Pct

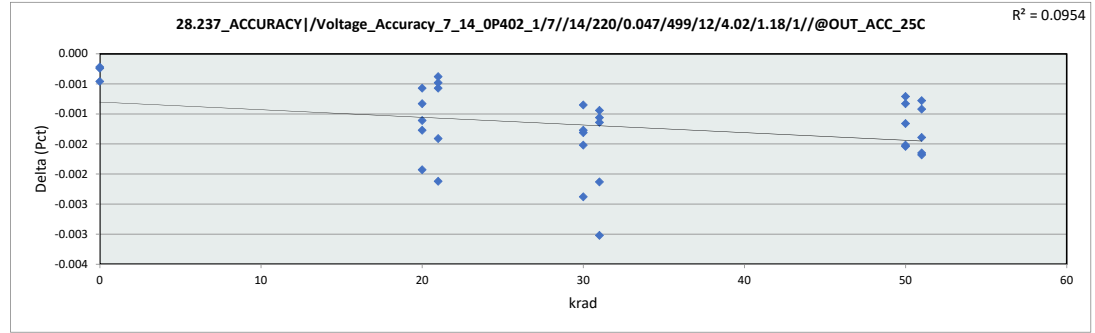
krad	0	20	21	30	31	50	51
LL	-0.007	-0.007	-0.007	-0.007	-0.007	-0.007	-0.007
Min	0.000	0.000	-0.002	-0.001	-0.003	-0.003	-0.003
Average	0.001	0.001	-0.001	0.001	-0.001	0.001	0.000
Max	0.002	0.002	0.001	0.002	0.000	0.003	0.002
UL	0.011	0.011	0.011	0.011	0.011	0.011	0.011



LDR Report  
TPS7H1111-SEP

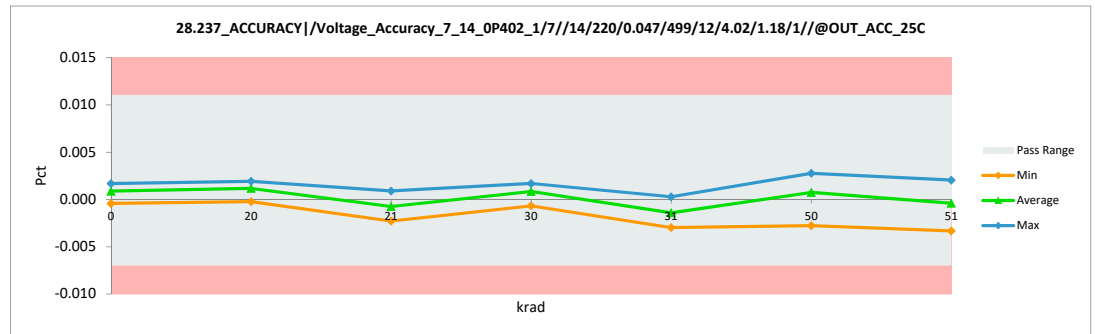
28.237_ACCURACY /Voltage_Acc		
Test Site	Dallas	Dallas
Tester	ETS-364	ETS-364
Test Number	EB6938	EB6938
Unit		Pct
Max Limit	0.011	0.011
Min Limit	-0.007	-0.007

krad	Serial #	Pre	Post	Delta
21	1	-0.002	-0.002	0.000
21	2	-0.001	-0.002	-0.001
21	3	0.000	-0.001	-0.001
21	4	0.003	0.001	-0.002
21	5	0.001	0.001	0.000
20	6	0.004	0.002	-0.002
20	7	0.002	0.001	-0.001
20	8	0.001	0.000	-0.001
20	9	0.003	0.001	-0.001
20	10	0.003	0.002	-0.001
31	11	-0.002	-0.003	-0.001
31	12	-0.001	-0.003	-0.001
31	13	0.000	-0.002	-0.002
31	14	0.003	0.000	-0.003
31	15	0.001	0.000	-0.001
30	16	0.004	0.001	-0.002
30	17	0.002	0.001	-0.001
30	18	0.001	-0.001	-0.001
30	19	0.003	0.001	-0.002
30	20	0.003	0.002	-0.001
51	21	0.003	0.002	-0.001
51	22	0.000	-0.001	-0.001
51	23	0.001	0.000	-0.002
51	24	-0.002	-0.003	-0.002
51	25	0.002	0.001	-0.001
50	26	0.001	0.000	-0.001
50	27	-0.001	-0.003	-0.002
50	28	0.003	0.002	-0.001
50	29	0.004	0.002	-0.002
50	30	0.003	0.003	-0.001
0	31	0.000	0.000	0.000
0	32	0.002	0.001	0.000
0	33	0.002	0.002	0.000
Max		0.004	0.003	0.000
Average		0.001	0.000	-0.001
Min		-0.002	-0.003	-0.003
Std Dev		0.002	0.002	0.001



28.237_ACCURACY /Voltage_A		
Test Site	Dallas	
Tester	ETS-364	
Test Number	EB6938	
Max Limit	0.011	Pct
Min Limit	-0.007	Pct

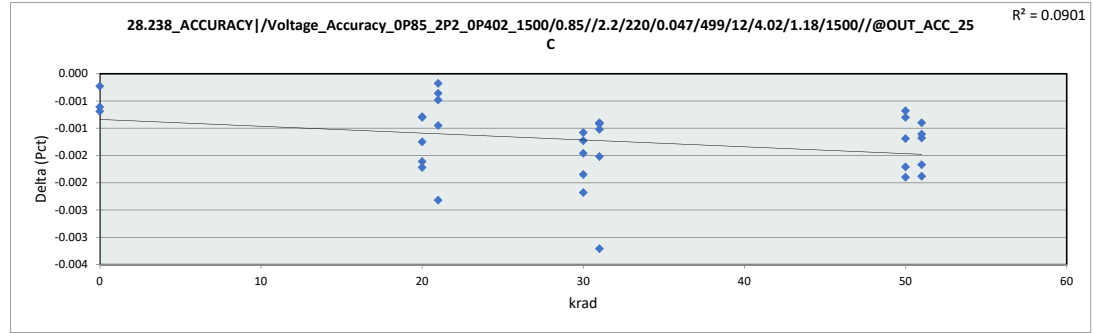
krad	0	20	21	30	31	50	51
LL	-0.007	-0.007	-0.007	-0.007	-0.007	-0.007	-0.007
Min	0.000	0.000	-0.002	-0.001	-0.003	-0.003	-0.003
Average	0.001	0.001	-0.001	0.001	-0.001	0.001	0.000
Max	0.002	0.002	0.001	0.002	0.000	0.003	0.002
UL	0.011	0.011	0.011	0.011	0.011	0.011	0.011



LDR Report  
TPS7H1111-SEP

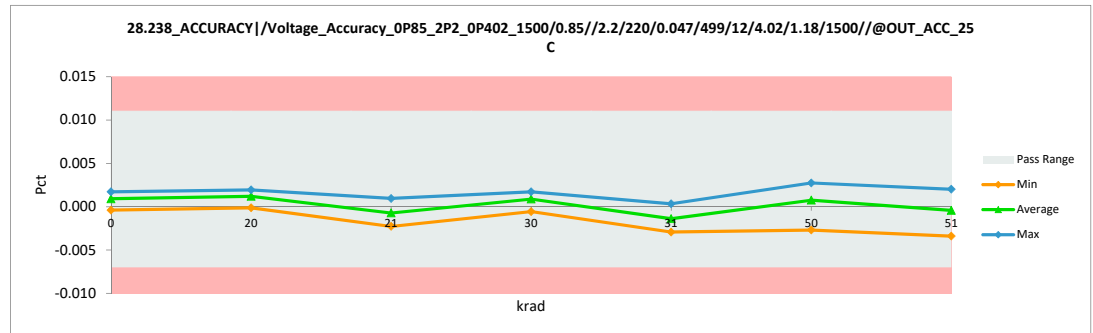
28.238_ACCURACY /Voltage_Acc		
Test Site	Dallas	Dallas
Tester	ETS-364	ETS-364
Test Number	EB6938	EB6938
Unit		Pct
Max Limit	0.011	0.011
Min Limit	-0.007	-0.007

krad	Serial #	Pre	Post	Delta
21	1	-0.002	-0.002	0.000
21	2	-0.001	-0.002	-0.001
21	3	-0.001	-0.001	0.000
21	4	0.003	0.001	-0.002
21	5	0.001	0.001	0.000
20	6	0.004	0.002	-0.002
20	7	0.002	0.001	-0.001
20	8	0.001	0.000	-0.001
20	9	0.003	0.001	-0.002
20	10	0.003	0.002	-0.001
31	11	-0.002	-0.003	-0.001
31	12	-0.001	-0.003	-0.002
31	13	-0.001	-0.002	-0.001
31	14	0.003	0.000	-0.003
31	15	0.001	0.000	-0.001
30	16	0.004	0.001	-0.002
30	17	0.002	0.001	-0.001
30	18	0.001	-0.001	-0.001
30	19	0.003	0.001	-0.002
30	20	0.003	0.002	-0.001
51	21	0.003	0.002	-0.001
51	22	0.000	-0.001	-0.001
51	23	0.001	0.000	-0.002
51	24	-0.002	-0.003	-0.002
51	25	0.002	0.001	-0.001
50	26	0.001	0.000	-0.001
50	27	-0.001	-0.003	-0.002
50	28	0.003	0.002	-0.001
50	29	0.004	0.002	-0.002
50	30	0.003	0.003	-0.001
0	31	0.000	0.000	-0.001
0	32	0.002	0.001	0.000
0	33	0.002	0.002	-0.001
	Max	0.004	0.003	0.000
	Average	0.001	0.000	-0.001
	Min	-0.002	-0.003	-0.003
	Std Dev	0.002	0.002	0.001



28.238_ACCURACY /Voltage_Acc		
Test Site	Dallas	
Tester	ETS-364	
Test Number	EB6938	
Max Limit	0.011	Pct
Min Limit	-0.007	Pct

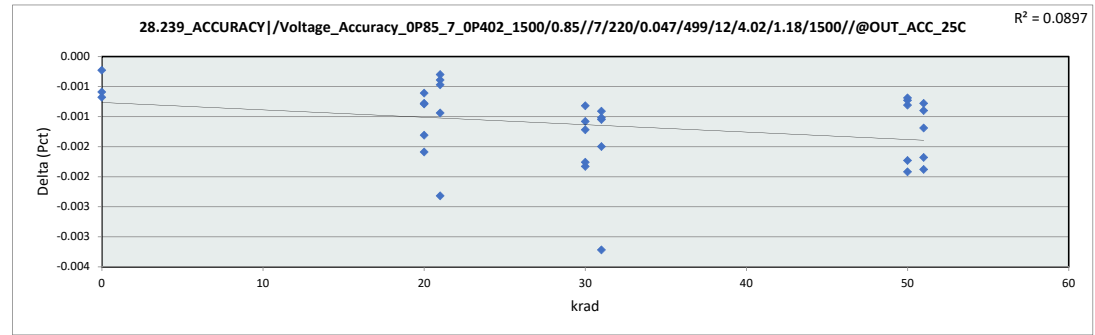
krad	0	20	21	30	31	50	51
LL	-0.007	-0.007	-0.007	-0.007	-0.007	-0.007	-0.007
Min	0.000	0.000	-0.002	-0.001	-0.003	-0.003	-0.003
Average	0.001	0.001	-0.001	0.001	-0.001	0.001	0.000
Max	0.002	0.002	0.001	0.002	0.000	0.003	0.002
UL	0.011	0.011	0.011	0.011	0.011	0.011	0.011



LDR Report  
TPS7H1111-SEP

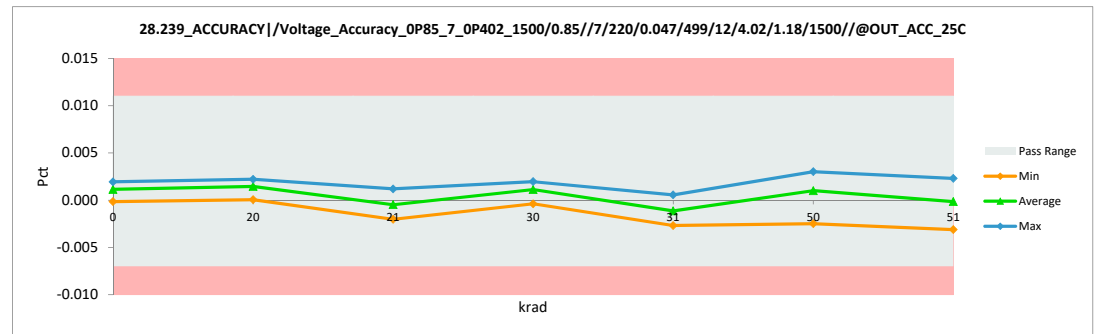
28.239_ACCURACY /Voltage_Acc		
Test Site	Dallas	Dallas
Tester	ETS-364	ETS-364
Test Number	EB6938	EB6938
Unit		Pct
Max Limit	0.011	0.011
Min Limit	-0.007	-0.007

krad	Serial #	Pre	Post	Delta
21	1	-0.002	-0.002	0.000
21	2	-0.001	-0.002	-0.001
21	3	0.000	-0.001	0.000
21	4	0.004	0.001	-0.002
21	5	0.001	0.001	0.000
20	6	0.004	0.002	-0.001
20	7	0.002	0.001	-0.001
20	8	0.001	0.000	-0.001
20	9	0.003	0.002	-0.002
20	10	0.003	0.002	-0.001
31	11	-0.002	-0.003	-0.001
31	12	-0.001	-0.002	-0.002
31	13	0.000	-0.002	-0.001
31	14	0.004	0.000	-0.003
31	15	0.001	0.001	-0.001
30	16	0.004	0.002	-0.002
30	17	0.002	0.001	-0.001
30	18	0.001	0.000	-0.001
30	19	0.003	0.001	-0.002
30	20	0.003	0.002	-0.001
51	21	0.003	0.002	-0.001
51	22	0.000	-0.001	-0.001
51	23	0.002	0.000	-0.002
51	24	-0.001	-0.003	-0.002
51	25	0.003	0.001	-0.001
50	26	0.001	0.000	-0.001
50	27	-0.001	-0.002	-0.002
50	28	0.003	0.002	-0.001
50	29	0.004	0.002	-0.002
50	30	0.004	0.003	-0.001
0	31	0.001	0.000	-0.001
0	32	0.002	0.002	0.000
0	33	0.003	0.002	-0.001
Max		0.004	0.003	0.000
Average		0.002	0.000	-0.001
Min		-0.002	-0.003	-0.003
Std Dev		0.002	0.002	0.001



28.239_ACCURACY /Voltage_A		
Test Site	Dallas	
Tester	ETS-364	
Test Number	EB6938	
Max Limit	0.011	Pct
Min Limit	-0.007	Pct

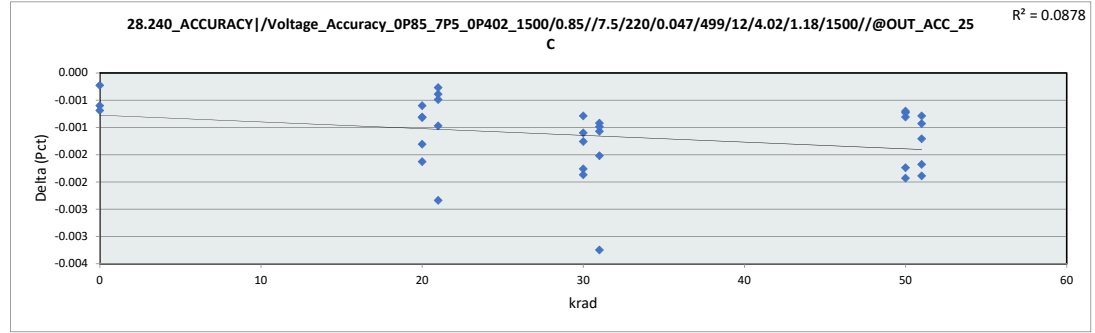
krad	0	20	21	30	31	50	51
LL	-0.007	-0.007	-0.007	-0.007	-0.007	-0.007	-0.007
Min	0.000	0.000	-0.002	0.000	-0.003	-0.002	-0.003
Average	0.001	0.001	0.000	0.001	-0.001	0.001	0.000
Max	0.002	0.002	0.001	0.002	0.001	0.003	0.002
UL	0.011	0.011	0.011	0.011	0.011	0.011	0.011



LDR Report  
TPS7H1111-SEP

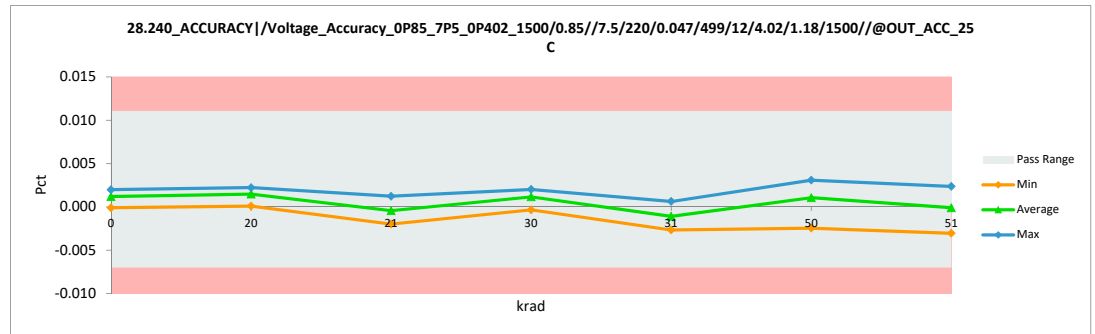
28.240_ACCURACY /Voltage_Ac		
Test Site	Dallas	Dallas
Tester	ETS-364	ETS-364
Test Number	EB6938	EB6938
Unit		Pct
Max Limit	0.011	0.011
Min Limit	-0.007	-0.007

krad	Serial #	Pre	Post	Delta
21	1	-0.002	-0.002	0.000
21	2	-0.001	-0.002	-0.001
21	3	0.000	-0.001	0.000
21	4	0.004	0.001	-0.002
21	5	0.002	0.001	0.000
20	6	0.004	0.002	-0.001
20	7	0.002	0.001	-0.001
20	8	0.001	0.000	-0.001
20	9	0.003	0.002	-0.002
20	10	0.003	0.002	-0.001
31	11	-0.002	-0.003	-0.001
31	12	-0.001	-0.002	-0.002
31	13	0.000	-0.001	-0.001
31	14	0.004	0.000	-0.003
31	15	0.002	0.001	-0.001
30	16	0.004	0.002	-0.002
30	17	0.002	0.001	-0.001
30	18	0.001	0.000	-0.001
30	19	0.003	0.001	-0.002
30	20	0.003	0.002	-0.001
51	21	0.003	0.002	-0.001
51	22	0.000	-0.001	-0.001
51	23	0.002	0.000	-0.002
51	24	-0.001	-0.003	-0.002
51	25	0.003	0.001	-0.001
50	26	0.001	0.000	-0.001
50	27	-0.001	-0.002	-0.002
50	28	0.003	0.002	-0.001
50	29	0.004	0.003	-0.002
50	30	0.004	0.003	-0.001
0	31	0.001	0.000	-0.001
0	32	0.002	0.002	0.000
0	33	0.003	0.002	-0.001
	Max	0.004	0.003	0.000
	Average	0.002	0.000	-0.001
	Min	-0.002	-0.003	-0.003
	Std Dev	0.002	0.002	0.001



28.240_ACCURACY /Voltage_A		
Test Site	Dallas	
Tester	ETS-364	
Test Number	EB6938	
Max Limit	0.011	Pct
Min Limit	-0.007	Pct

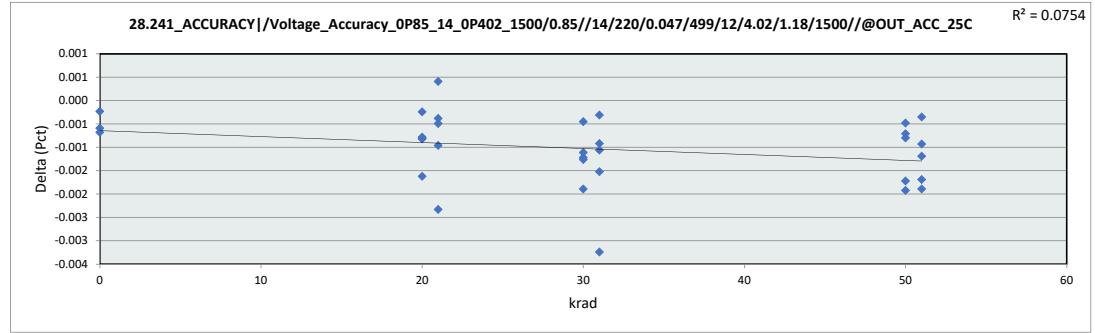
	0	20	21	30	31	50	51
LL	-0.007	-0.007	-0.007	-0.007	-0.007	-0.007	-0.007
Min	0.000	0.000	-0.002	0.000	-0.003	-0.002	-0.003
Average	0.001	0.001	0.000	0.001	-0.001	0.001	0.000
Max	0.002	0.002	0.001	0.002	0.001	0.003	0.002
UL	0.011	0.011	0.011	0.011	0.011	0.011	0.011



LDR Report  
TPS7H1111-SEP

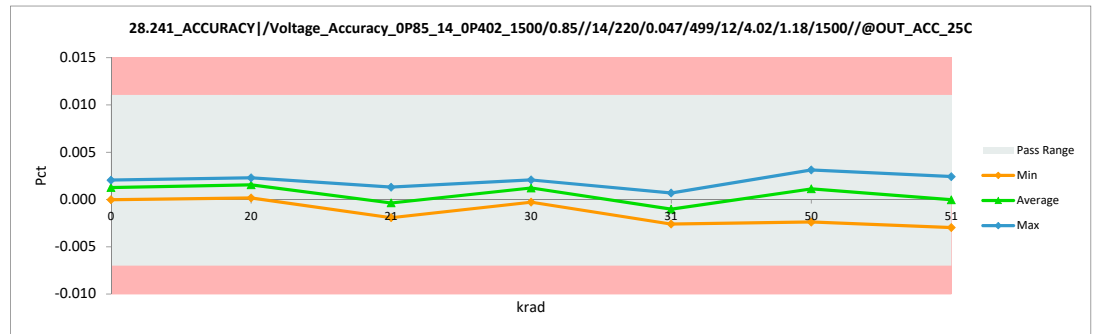
28.241_ACCURACY /Voltage_Acc		
Test Site	Dallas	Dallas
Tester	ETS-364	ETS-364
Test Number	EB6938	EB6938
Unit		Pct
Max Limit	0.011	0.011
Min Limit	-0.007	-0.007

krad	Serial #	Pre	Post	Delta
21	1	-0.002	-0.002	0.000
21	2	-0.001	-0.002	-0.001
21	3	-0.001	-0.001	0.000
21	4	0.004	0.001	-0.002
21	5	0.002	0.001	0.000
20	6	0.003	0.002	-0.001
20	7	0.002	0.001	-0.001
20	8	0.001	0.000	-0.001
20	9	0.003	0.002	-0.002
20	10	0.003	0.002	0.000
31	11	-0.002	-0.003	-0.001
31	12	-0.001	-0.002	-0.002
31	13	-0.001	-0.001	0.000
31	14	0.004	0.000	-0.003
31	15	0.002	0.001	-0.001
30	16	0.003	0.002	-0.001
30	17	0.002	0.001	-0.001
30	18	0.001	0.000	-0.001
30	19	0.003	0.001	-0.002
30	20	0.003	0.002	0.000
51	21	0.003	0.002	-0.001
51	22	-0.001	-0.001	0.000
51	23	0.002	0.000	-0.002
51	24	-0.001	-0.003	-0.002
51	25	0.003	0.001	-0.001
50	26	0.001	0.000	-0.001
50	27	0.000	-0.002	-0.002
50	28	0.003	0.002	0.000
50	29	0.004	0.003	-0.002
50	30	0.004	0.003	-0.001
0	31	0.001	0.000	-0.001
0	32	0.002	0.002	0.000
0	33	0.003	0.002	-0.001
Max		0.004	0.003	0.000
Average		0.002	0.000	-0.001
Min		-0.002	-0.003	-0.003
Std Dev		0.002	0.002	0.001



28.241_ACCURACY /Voltage_Acc		
Test Site	Dallas	
Tester	ETS-364	
Test Number	EB6938	
Max Limit	0.011	Pct
Min Limit	-0.007	Pct

	0	20	21	30	31	50	51
LL	-0.007	-0.007	-0.007	-0.007	-0.007	-0.007	-0.007
Min	0.000	0.000	-0.002	0.000	-0.003	-0.002	-0.003
Average	0.001	0.002	0.000	0.001	-0.001	0.001	0.000
Max	0.002	0.002	0.001	0.002	0.001	0.003	0.002
UL	0.011	0.011	0.011	0.011	0.011	0.011	0.011

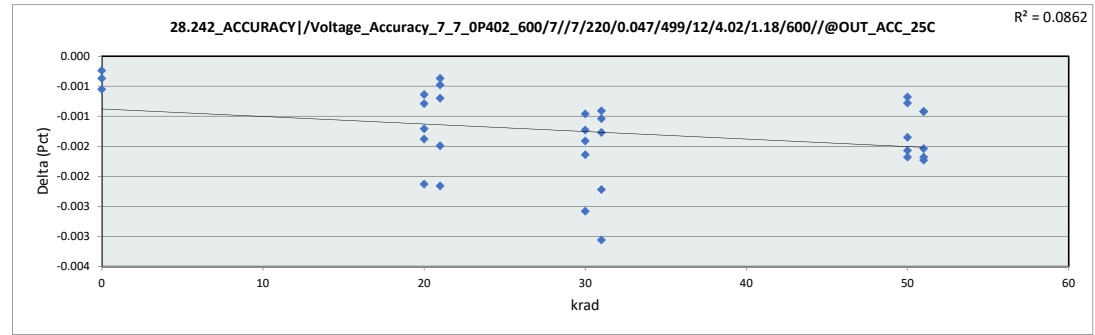




LDR Report  
TPS7H1111-SEP

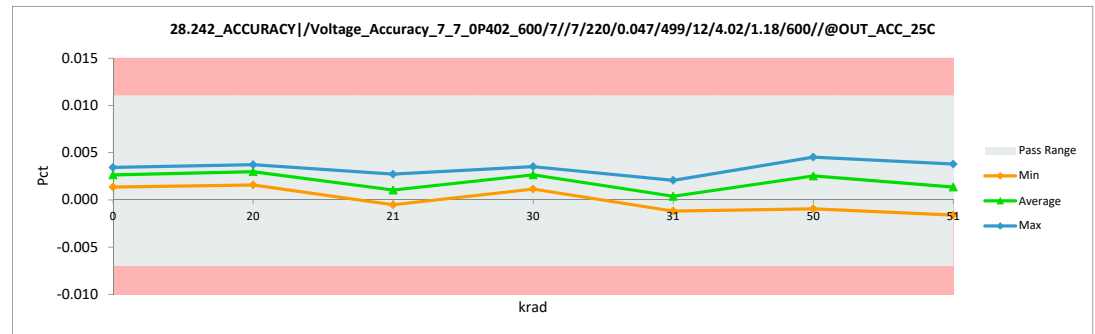
28.242_ACCURACY /Voltage_Acc		
Test Site	Dallas	Dallas
Tester	ETS-364	ETS-364
Test Number	EB6938	EB6938
Unit		Pct
Max Limit	0.011	0.011
Min Limit	-0.007	-0.007

krad	Serial #	Pre	Post	Delta
21	1	0.000	-0.001	0.000
21	2	0.000	0.000	-0.001
21	3	0.002	0.001	-0.001
21	4	0.005	0.003	-0.002
21	5	0.003	0.002	0.000
20	6	0.006	0.004	-0.002
20	7	0.003	0.003	-0.001
20	8	0.002	0.002	-0.001
20	9	0.004	0.003	-0.001
20	10	0.005	0.004	-0.001
31	11	0.000	-0.001	-0.001
31	12	0.000	-0.001	-0.001
31	13	0.002	0.000	-0.002
31	14	0.005	0.002	-0.003
31	15	0.003	0.002	-0.001
30	16	0.006	0.003	-0.003
30	17	0.003	0.003	-0.001
30	18	0.002	0.001	-0.001
30	19	0.004	0.003	-0.002
30	20	0.005	0.004	-0.001
51	21	0.005	0.004	-0.001
51	22	0.002	0.000	-0.002
51	23	0.003	0.001	-0.002
51	24	0.000	-0.002	-0.002
51	25	0.004	0.003	-0.001
50	26	0.002	0.002	-0.001
50	27	0.001	-0.001	-0.002
50	28	0.005	0.004	-0.001
50	29	0.006	0.004	-0.002
50	30	0.005	0.005	-0.001
0	31	0.002	0.001	-0.001
0	32	0.003	0.003	0.000
0	33	0.004	0.003	0.000
Max		0.006	0.005	0.000
Average		0.003	0.002	-0.001
Min		0.000	-0.002	-0.003
Std Dev		0.002	0.002	0.001



28.242_ACCURACY /Voltage_A		
Test Site	Dallas	
Tester	ETS-364	
Test Number	EB6938	
Max Limit	0.011	Pct
Min Limit	-0.007	Pct

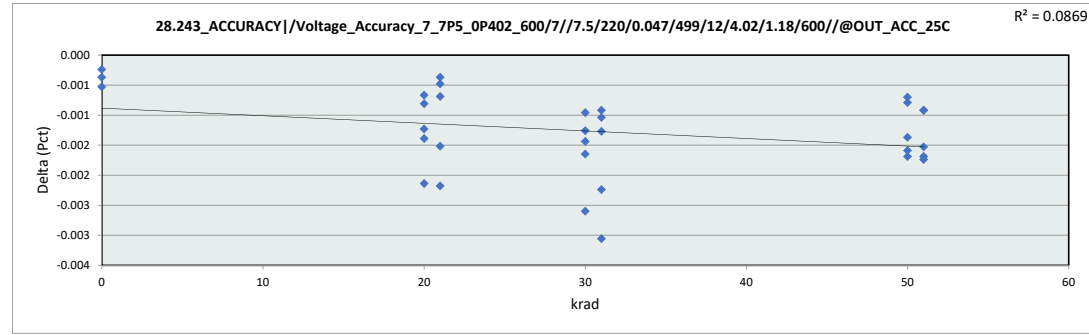
krad	0	20	21	30	31	50	51
LL	-0.007	-0.007	-0.007	-0.007	-0.007	-0.007	-0.007
Min	0.001	0.002	-0.001	0.001	-0.001	-0.001	-0.002
Average	0.003	0.003	0.001	0.003	0.000	0.003	0.001
Max	0.003	0.004	0.003	0.004	0.002	0.005	0.004
UL	0.011	0.011	0.011	0.011	0.011	0.011	0.011



LDR Report  
TPS7H1111-SEP

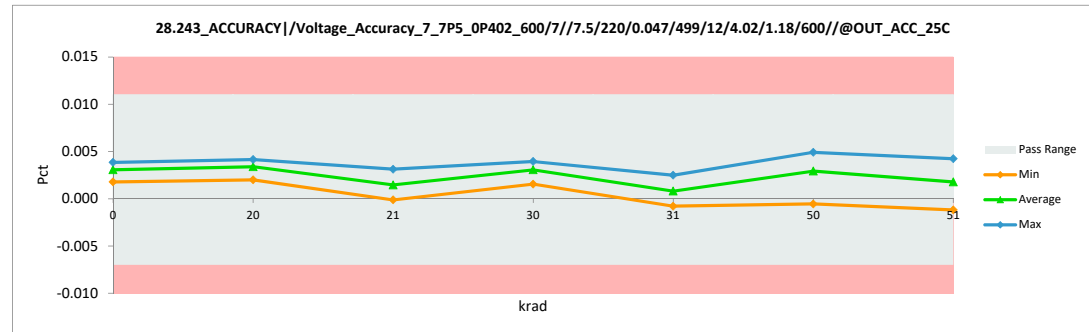
28.243_ACCURACY /Voltage_Acc		
Test Site	Dallas	Dallas
Tester	ETS-364	ETS-364
Test Number	EB6938	EB6938
Unit		Pct
Max Limit	0.011	0.011
Min Limit	-0.007	-0.007

krad	Serial #	Pre	Post	Delta
21	1	0.000	0.000	0.000
21	2	0.001	0.000	-0.001
21	3	0.003	0.001	-0.002
21	4	0.005	0.003	-0.002
21	5	0.003	0.003	0.000
20	6	0.006	0.004	-0.002
20	7	0.004	0.003	-0.001
20	8	0.003	0.002	-0.001
20	9	0.005	0.003	-0.001
20	10	0.005	0.004	-0.001
31	11	0.000	-0.001	-0.001
31	12	0.001	0.000	-0.001
31	13	0.003	0.000	-0.002
31	14	0.005	0.002	-0.003
31	15	0.003	0.002	-0.001
30	16	0.006	0.004	-0.003
30	17	0.004	0.003	-0.001
30	18	0.003	0.002	-0.001
30	19	0.005	0.003	-0.002
30	20	0.005	0.004	-0.001
51	21	0.005	0.004	-0.001
51	22	0.002	0.001	-0.002
51	23	0.003	0.002	-0.002
51	24	0.001	-0.001	-0.002
51	25	0.004	0.003	-0.001
50	26	0.003	0.002	-0.001
50	27	0.001	-0.001	-0.002
50	28	0.005	0.004	-0.001
50	29	0.006	0.004	-0.002
50	30	0.006	0.005	-0.001
0	31	0.002	0.002	-0.001
0	32	0.004	0.004	0.000
0	33	0.004	0.004	0.000
	Max	0.006	0.005	0.000
	Average	0.004	0.002	-0.001
	Min	0.000	-0.001	-0.003
	Std Dev	0.002	0.002	0.001



28.243_ACCURACY /Voltage_A		
Test Site	Dallas	
Tester	ETS-364	
Test Number	EB6938	
Max Limit	0.011	Pct
Min Limit	-0.007	Pct

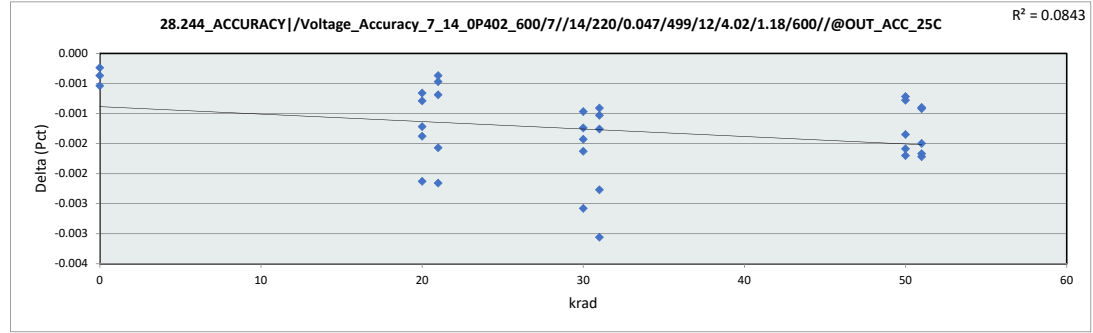
	0	20	21	30	31	50	51
LL	-0.007	-0.007	-0.007	-0.007	-0.007	-0.007	-0.007
Min	0.002	0.002	0.000	0.002	-0.001	-0.001	-0.001
Average	0.003	0.003	0.001	0.003	0.001	0.003	0.002
Max	0.004	0.004	0.003	0.004	0.002	0.005	0.004
UL	0.011	0.011	0.011	0.011	0.011	0.011	0.011



LDR Report  
TPS7H1111-SEP

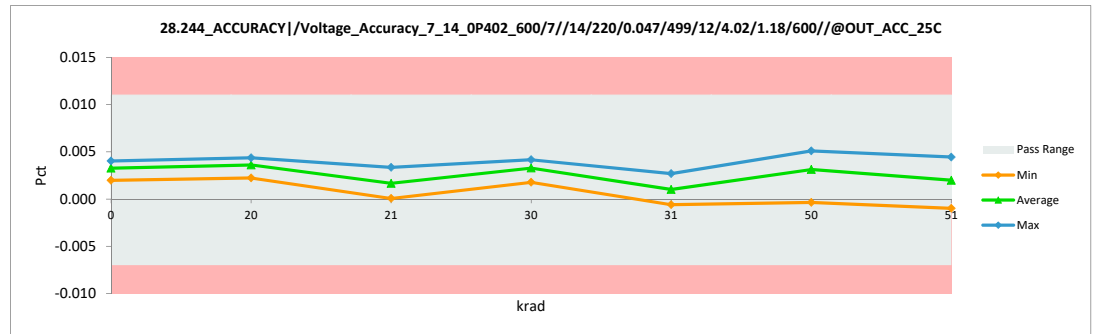
28.244_ACCURACY /Voltage_Acc		
Test Site	Dallas	Dallas
Tester	ETS-364	ETS-364
Test Number	EB6938	EB6938
Unit		Pct
Max Limit	0.011	0.011
Min Limit	-0.007	-0.007

krad	Serial #	Pre	Post	Delta
21	1	0.000	0.000	0.000
21	2	0.001	0.000	-0.001
21	3	0.003	0.001	-0.002
21	4	0.006	0.003	-0.002
21	5	0.004	0.003	0.000
20	6	0.006	0.004	-0.002
20	7	0.004	0.004	-0.001
20	8	0.003	0.002	-0.001
20	9	0.005	0.004	-0.001
20	10	0.006	0.004	-0.001
31	11	0.000	-0.001	-0.001
31	12	0.001	0.000	-0.001
31	13	0.003	0.001	-0.002
31	14	0.006	0.002	-0.003
31	15	0.004	0.003	-0.001
30	16	0.006	0.004	-0.003
30	17	0.004	0.003	-0.001
30	18	0.003	0.002	-0.001
30	19	0.005	0.003	-0.002
30	20	0.006	0.004	-0.001
51	21	0.005	0.004	-0.001
51	22	0.003	0.001	-0.002
51	23	0.004	0.002	-0.002
51	24	0.001	-0.001	-0.002
51	25	0.004	0.003	-0.001
50	26	0.003	0.002	-0.001
50	27	0.001	0.000	-0.002
50	28	0.006	0.004	-0.001
50	29	0.006	0.005	-0.002
50	30	0.006	0.005	-0.001
0	31	0.003	0.002	-0.001
0	32	0.004	0.004	0.000
0	33	0.004	0.004	0.000
	Max	0.006	0.005	0.000
	Average	0.004	0.003	-0.001
	Min	0.000	-0.001	-0.003
	Std Dev	0.002	0.002	0.001



28.244_ACCURACY /Voltage_A		
Test Site	Dallas	
Tester	ETS-364	
Test Number	EB6938	
Max Limit	0.011	Pct
Min Limit	-0.007	Pct

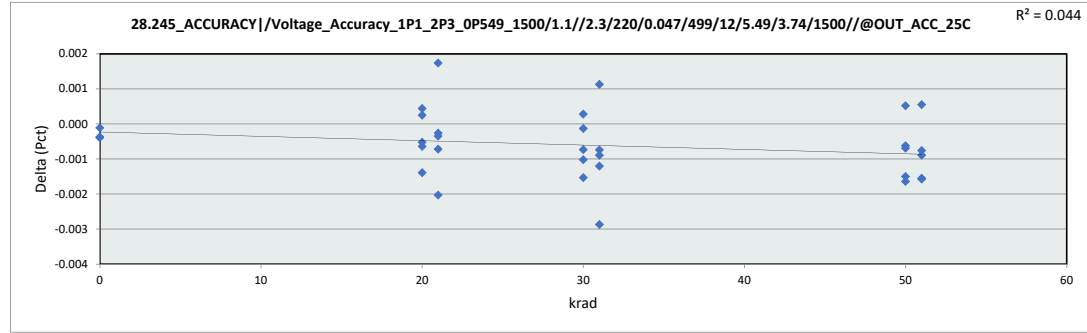
krad	0	20	21	30	31	50	51
LL	-0.007	-0.007	-0.007	-0.007	-0.007	-0.007	-0.007
Min	0.002	0.002	0.000	0.002	-0.001	0.000	-0.001
Average	0.003	0.004	0.002	0.003	0.001	0.003	0.002
Max	0.004	0.004	0.003	0.004	0.003	0.005	0.004
UL	0.011	0.011	0.011	0.011	0.011	0.011	0.011



LDR Report  
TPS7H1111-SEP

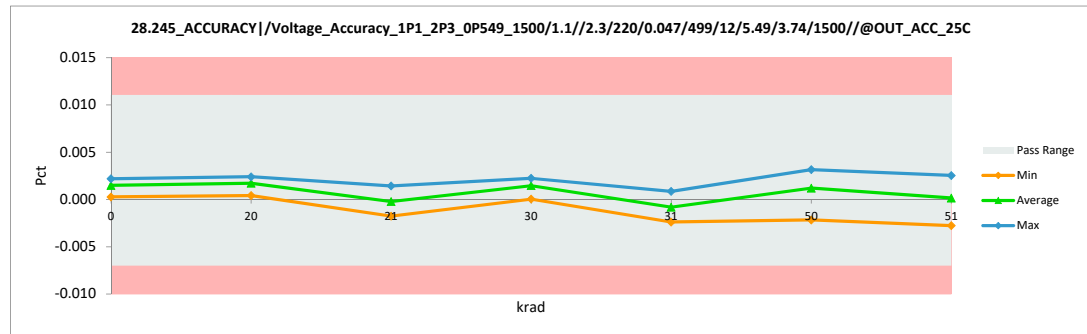
28.245_ACCURACY /Voltage_Acc		
Test Site	Dallas	Dallas
Tester	ETS-364	ETS-364
Test Number	EB6938	EB6938
Unit		Pct
Max Limit	0.011	0.011
Min Limit	-0.007	-0.007

krad	Serial #	Pre	Post	Delta
21	1	-0.002	-0.002	0.000
21	2	-0.001	-0.002	-0.001
21	3	-0.002	0.000	0.002
21	4	0.003	0.001	-0.002
21	5	0.002	0.001	0.000
20	6	0.002	0.002	0.000
20	7	0.002	0.002	-0.001
20	8	0.001	0.000	-0.001
20	9	0.003	0.002	-0.001
20	10	0.002	0.002	0.000
31	11	-0.002	-0.002	-0.001
31	12	-0.001	-0.002	-0.001
31	13	-0.002	-0.001	0.001
31	14	0.003	0.001	-0.003
31	15	0.002	0.001	-0.001
30	16	0.002	0.002	0.000
30	17	0.002	0.001	-0.001
30	18	0.001	0.000	-0.001
30	19	0.003	0.002	-0.002
30	20	0.002	0.002	0.000
51	21	0.003	0.003	-0.001
51	22	-0.001	-0.001	0.001
51	23	0.002	0.000	-0.002
51	24	-0.001	-0.003	-0.002
51	25	0.002	0.002	-0.001
50	26	0.001	0.000	-0.001
50	27	-0.001	-0.002	-0.002
50	28	0.002	0.002	0.001
50	29	0.004	0.003	-0.001
50	30	0.004	0.003	-0.001
0	31	0.001	0.000	0.000
0	32	0.002	0.002	0.000
0	33	0.003	0.002	0.000
Max		0.004	0.003	0.002
Average		0.001	0.001	-0.001
Min		-0.002	-0.003	-0.003
Std Dev		0.002	0.002	0.001



28.245_ACCURACY /Voltage_Acc		
Test Site	Dallas	
Tester	ETS-364	
Test Number	EB6938	
Max Limit	0.011	Pct
Min Limit	-0.007	Pct

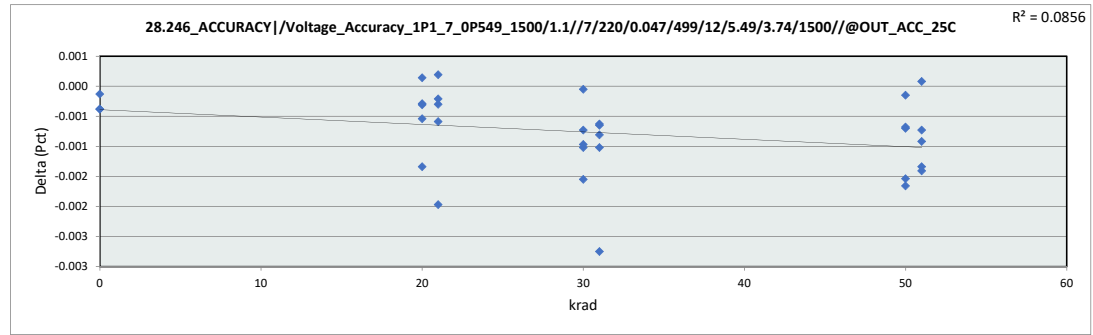
krad	0	20	21	30	31	50	51
LL	-0.007	-0.007	-0.007	-0.007	-0.007	-0.007	-0.007
Min	0.000	0.000	-0.002	0.000	-0.002	-0.002	-0.003
Average	0.001	0.002	0.000	0.001	-0.001	0.001	0.000
Max	0.002	0.002	0.001	0.002	0.001	0.003	0.003
UL	0.011	0.011	0.011	0.011	0.011	0.011	0.011



LDR Report  
TPS7H1111-SEP

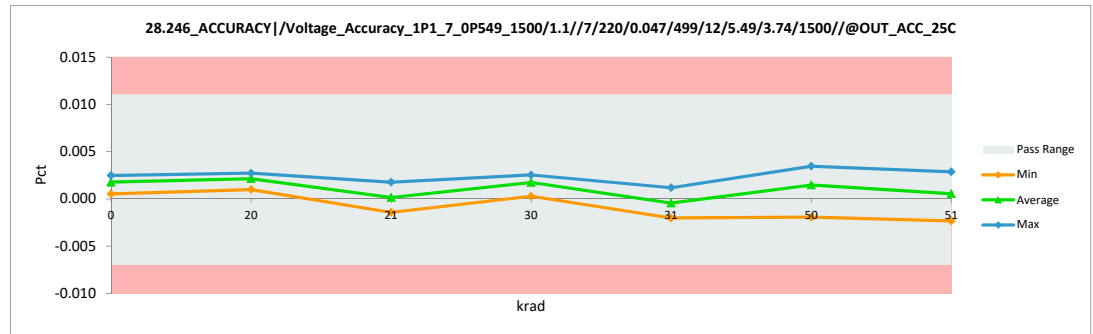
28.246_ACCURACY /Voltage_Acc		
Test Site	Dallas	Dallas
Tester	ETS-364	ETS-364
Test Number	EB6938	EB6938
Unit		Pct
Max Limit	0.011	0.011
Min Limit	-0.007	-0.007

krad	Serial #	Pre	Post	Delta
21	1	-0.001	-0.001	0.000
21	2	-0.001	-0.001	-0.001
21	3	0.000	0.000	0.000
21	4	0.004	0.002	-0.002
21	5	0.002	0.002	0.000
20	6	0.003	0.003	-0.001
20	7	0.002	0.002	0.000
20	8	0.001	0.001	0.000
20	9	0.004	0.002	-0.001
20	10	0.003	0.003	0.000
31	11	-0.001	-0.002	-0.001
31	12	-0.001	-0.002	-0.001
31	13	0.000	-0.001	-0.001
31	14	0.004	0.001	-0.003
31	15	0.002	0.001	-0.001
30	16	0.003	0.002	-0.001
30	17	0.002	0.002	-0.001
30	18	0.001	0.000	-0.001
30	19	0.004	0.002	-0.002
30	20	0.003	0.003	0.000
51	21	0.004	0.003	-0.001
51	22	0.000	0.000	0.000
51	23	0.002	0.001	-0.001
51	24	-0.001	-0.002	-0.001
51	25	0.003	0.002	-0.001
50	26	0.001	0.001	-0.001
50	27	0.000	-0.002	-0.002
50	28	0.003	0.002	0.000
50	29	0.004	0.003	-0.002
50	30	0.004	0.003	-0.001
0	31	0.001	0.001	0.000
0	32	0.002	0.002	0.000
0	33	0.003	0.002	0.000
Max		0.004	0.003	0.000
Average		0.002	0.001	-0.001
Min		-0.001	-0.002	-0.003
Std Dev		0.002	0.002	0.001



28.246_ACCURACY /Voltage_A		
Test Site	Dallas	
Tester	ETS-364	
Test Number	EB6938	
Max Limit	0.011	Pct
Min Limit	-0.007	Pct

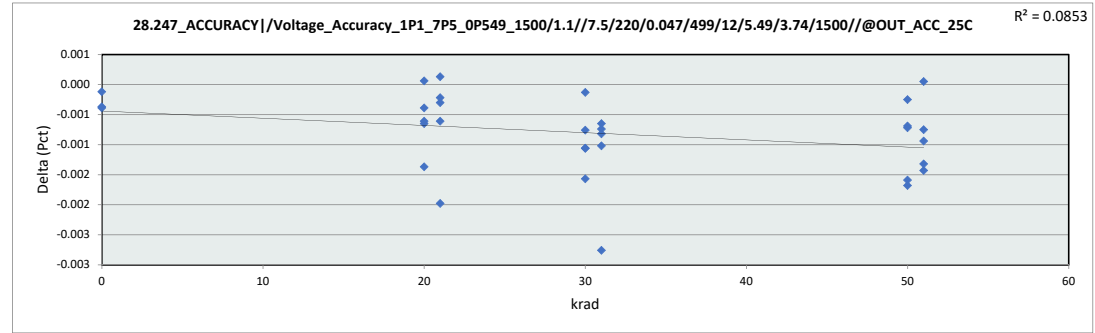
krad	0	20	21	30	31	50	51
LL	-0.007	-0.007	-0.007	-0.007	-0.007	-0.007	-0.007
Min	0.001	0.001	-0.001	0.000	-0.002	-0.002	-0.002
Average	0.002	0.002	0.000	0.002	0.000	0.001	0.001
Max	0.002	0.003	0.002	0.003	0.001	0.003	0.003
UL	0.011	0.011	0.011	0.011	0.011	0.011	0.011



LDR Report  
TPS7H1111-SEP

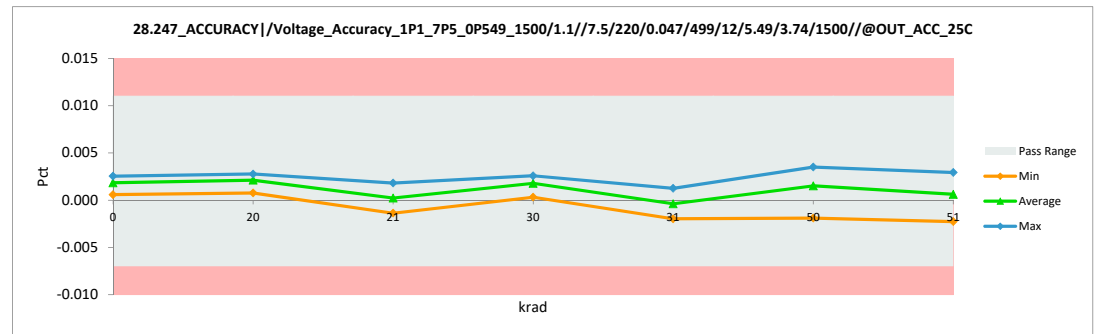
28.247_ACCURACY /Voltage_Acc		
Test Site	Dallas	Dallas
Tester	ETS-364	ETS-364
Test Number	EB6938	EB6938
Unit		Pct
Max Limit	0.011	0.011
Min Limit	-0.007	-0.007

krad	Serial #	Pre	Post	Delta
21	1	-0.001	-0.001	0.000
21	2	-0.001	-0.001	-0.001
21	3	0.000	0.000	0.000
21	4	0.004	0.002	-0.002
21	5	0.002	0.002	0.000
20	6	0.003	0.003	-0.001
20	7	0.002	0.002	0.000
20	8	0.001	0.001	-0.001
20	9	0.004	0.002	-0.001
20	10	0.003	0.003	0.000
31	11	-0.001	-0.002	-0.001
31	12	-0.001	-0.002	-0.001
31	13	0.000	-0.001	-0.001
31	14	0.004	0.001	-0.003
31	15	0.002	0.001	-0.001
30	16	0.003	0.002	-0.001
30	17	0.002	0.002	-0.001
30	18	0.001	0.000	-0.001
30	19	0.004	0.002	-0.002
30	20	0.003	0.003	0.000
51	21	0.004	0.003	-0.001
51	22	0.000	0.000	0.000
51	23	0.002	0.001	-0.001
51	24	-0.001	-0.002	-0.001
51	25	0.003	0.002	-0.001
50	26	0.001	0.001	-0.001
50	27	0.000	-0.002	-0.002
50	28	0.003	0.003	0.000
50	29	0.004	0.003	-0.002
50	30	0.004	0.004	-0.001
0	31	0.001	0.001	0.000
0	32	0.003	0.002	0.000
0	33	0.003	0.003	0.000
Max		0.004	0.004	0.000
Average		0.002	0.001	-0.001
Min		-0.001	-0.002	-0.003
Std Dev		0.002	0.002	0.001



28.247_ACCURACY /Voltage_Acc		
Test Site	Dallas	
Tester	ETS-364	
Test Number	EB6938	
Max Limit	0.011	Pct
Min Limit	-0.007	Pct

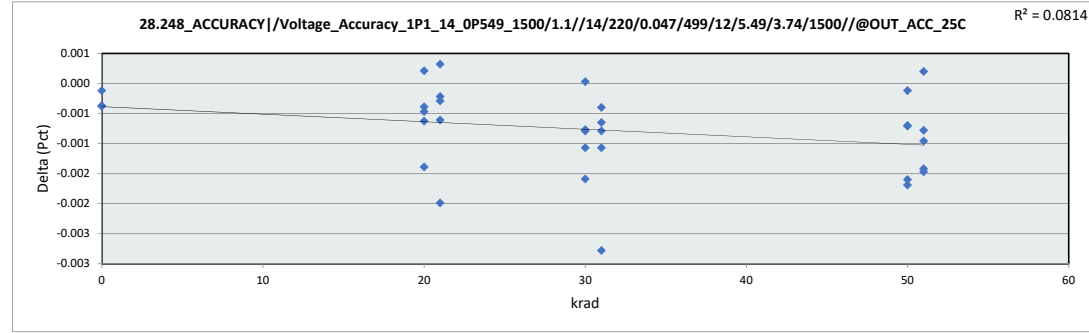
	0	20	21	30	31	50	51
LL	-0.007	-0.007	-0.007	-0.007	-0.007	-0.007	-0.007
Min	0.001	0.001	-0.001	0.000	-0.002	-0.002	-0.002
Average	0.002	0.002	0.000	0.002	0.000	0.002	0.001
Max	0.003	0.003	0.002	0.003	0.001	0.004	0.003
UL	0.011	0.011	0.011	0.011	0.011	0.011	0.011



LDR Report  
TPS7H1111-SEP

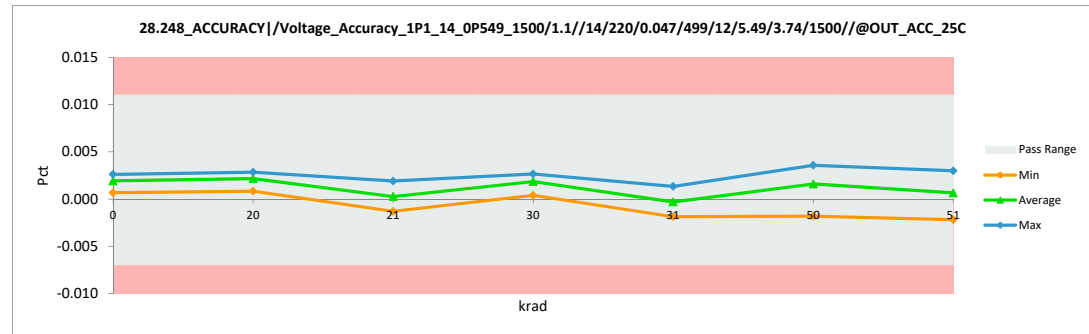
28.248_ACCURACY /Voltage_Acc		
Test Site	Dallas	Dallas
Tester	ETS-364	ETS-364
Test Number	EB6938	EB6938
Unit		Pct
Max Limit	0.011	0.011
Min Limit	-0.007	-0.007

krad	Serial #	Pre	Post	Delta
21	1	-0.001	-0.001	0.000
21	2	0.000	-0.001	-0.001
21	3	0.000	0.000	0.000
21	4	0.004	0.002	-0.002
21	5	0.002	0.002	0.000
20	6	0.003	0.003	0.000
20	7	0.003	0.002	0.000
20	8	0.001	0.001	-0.001
20	9	0.004	0.002	-0.001
20	10	0.003	0.003	0.000
31	11	-0.001	-0.002	-0.001
31	12	0.000	-0.002	-0.001
31	13	0.000	-0.001	0.000
31	14	0.004	0.001	-0.003
31	15	0.002	0.001	-0.001
30	16	0.003	0.002	-0.001
30	17	0.003	0.002	-0.001
30	18	0.001	0.000	-0.001
30	19	0.004	0.002	-0.002
30	20	0.003	0.003	0.000
51	21	0.004	0.003	-0.001
51	22	0.000	0.000	0.000
51	23	0.002	0.001	-0.001
51	24	-0.001	-0.002	-0.001
51	25	0.003	0.002	-0.001
50	26	0.001	0.001	-0.001
50	27	0.000	-0.002	-0.002
50	28	0.003	0.003	0.000
50	29	0.004	0.003	-0.002
50	30	0.004	0.004	-0.001
0	31	0.001	0.001	0.000
0	32	0.003	0.002	0.000
0	33	0.003	0.003	0.000
Max		0.004	0.004	0.000
Average		0.002	0.001	-0.001
Min		-0.001	-0.002	-0.003
Std Dev		0.002	0.002	0.001



28.248_ACCURACY /Voltage_A		
Test Site	Dallas	
Tester	ETS-364	
Test Number	EB6938	
Max Limit	0.011	Pct
Min Limit	-0.007	Pct

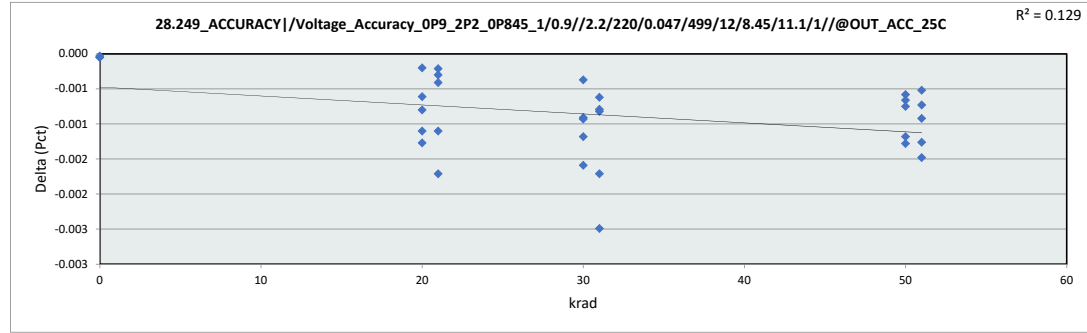
krad	0	20	21	30	31	50	51
LL	-0.007	-0.007	-0.007	-0.007	-0.007	-0.007	-0.007
Min	0.001	0.001	-0.001	0.000	-0.002	-0.002	-0.002
Average	0.002	0.002	0.000	0.002	0.000	0.002	0.001
Max	0.003	0.003	0.002	0.003	0.001	0.004	0.003
UL	0.011	0.011	0.011	0.011	0.011	0.011	0.011



LDR Report  
TPS7H1111-SEP

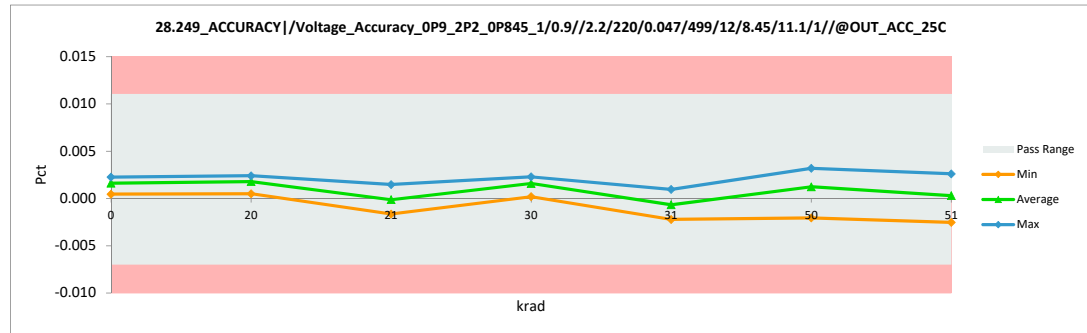
28.249_ACCURACY /Voltage_Acc		
Test Site	Dallas	Dallas
Tester	ETS-364	ETS-364
Test Number	EB6938	EB6938
Unit		Pct
Max Limit	0.011	0.011
Min Limit	-0.007	-0.007

krad	Serial #	Pre	Post	Delta
21	1	-0.001	-0.002	0.000
21	2	-0.001	-0.002	0.000
21	3	0.001	0.000	-0.001
21	4	0.003	0.001	-0.002
21	5	0.002	0.001	0.000
20	6	0.004	0.002	-0.001
20	7	0.002	0.002	0.000
20	8	0.001	0.001	-0.001
20	9	0.003	0.002	-0.001
20	10	0.003	0.002	-0.001
31	11	-0.001	-0.002	-0.001
31	12	-0.001	-0.002	-0.001
31	13	0.001	-0.001	-0.002
31	14	0.003	0.001	-0.002
31	15	0.002	0.001	-0.001
30	16	0.004	0.002	-0.002
30	17	0.002	0.002	0.000
30	18	0.001	0.000	-0.001
30	19	0.003	0.002	-0.001
30	20	0.003	0.002	-0.001
51	21	0.003	0.003	-0.001
51	22	0.000	-0.001	-0.001
51	23	0.002	0.000	-0.001
51	24	-0.001	-0.003	-0.001
51	25	0.002	0.002	-0.001
50	26	0.001	0.000	-0.001
50	27	-0.001	-0.002	-0.001
50	28	0.003	0.002	-0.001
50	29	0.004	0.002	-0.001
50	30	0.004	0.003	-0.001
0	31	0.001	0.000	0.000
0	32	0.002	0.002	0.000
0	33	0.002	0.002	0.000
	Max	0.004	0.003	0.000
	Average	0.002	0.001	-0.001
	Min	-0.001	-0.003	-0.002
	Std Dev	0.002	0.002	0.001



28.249_ACCURACY /Voltage_A		
Test Site	Dallas	
Tester	ETS-364	
Test Number	EB6938	
Max Limit	0.011	Pct
Min Limit	-0.007	Pct

krad	0	20	21	30	31	50	51
LL	-0.007	-0.007	-0.007	-0.007	-0.007	-0.007	-0.007
Min	0.000	0.001	-0.002	0.000	-0.002	-0.002	-0.003
Average	0.002	0.002	0.000	0.002	-0.001	0.001	0.000
Max	0.002	0.002	0.001	0.002	0.001	0.003	0.003
UL	0.011	0.011	0.011	0.011	0.011	0.011	0.011

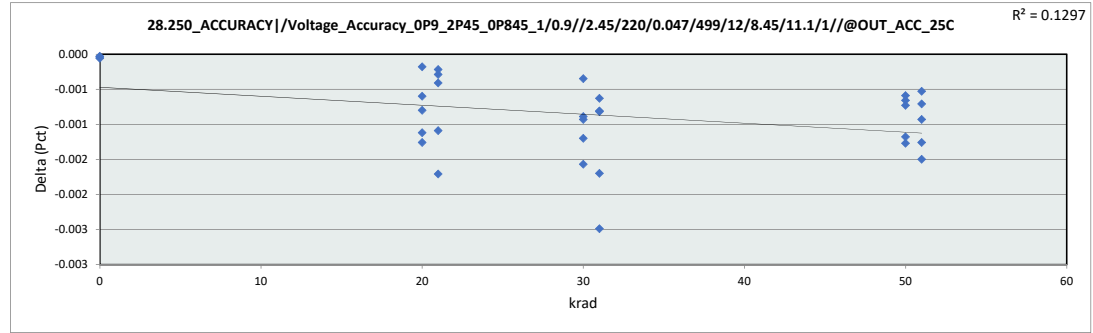




LDR Report  
TPS7H1111-SEP

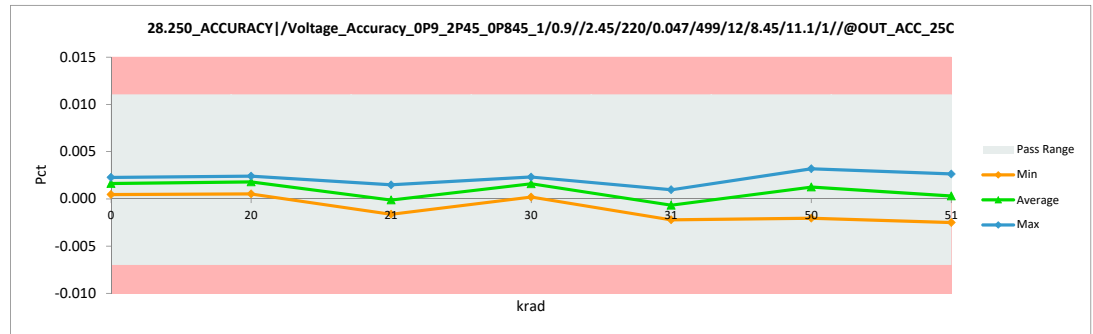
28.250_ACCURACY /Voltage_Acc		
Test Site	Dallas	Dallas
Tester	ETS-364	ETS-364
Test Number	EB6938	EB6938
Unit		Pct
Max Limit	0.011	0.011
Min Limit	-0.007	-0.007

krad	Serial #	Pre	Post	Delta
21	1	-0.001	-0.002	0.000
21	2	-0.001	-0.002	0.000
21	3	0.001	0.000	-0.001
21	4	0.003	0.001	-0.002
21	5	0.002	0.001	0.000
20	6	0.004	0.002	-0.001
20	7	0.002	0.002	0.000
20	8	0.001	0.001	-0.001
20	9	0.003	0.002	-0.001
20	10	0.003	0.002	-0.001
31	11	-0.001	-0.002	-0.001
31	12	-0.001	-0.002	-0.001
31	13	0.001	-0.001	-0.002
31	14	0.003	0.001	-0.002
31	15	0.002	0.001	-0.001
30	16	0.004	0.002	-0.002
30	17	0.002	0.002	0.000
30	18	0.001	0.000	-0.001
30	19	0.003	0.002	-0.001
30	20	0.003	0.002	-0.001
51	21	0.003	0.003	-0.001
51	22	0.000	-0.001	-0.001
51	23	0.002	0.000	-0.001
51	24	-0.001	-0.003	-0.002
51	25	0.002	0.002	-0.001
50	26	0.001	0.000	-0.001
50	27	-0.001	-0.002	-0.001
50	28	0.003	0.002	-0.001
50	29	0.004	0.002	-0.001
50	30	0.004	0.003	-0.001
0	31	0.001	0.000	0.000
0	32	0.002	0.002	0.000
0	33	0.002	0.002	0.000
Max		0.004	0.003	0.000
Average		0.002	0.001	-0.001
Min		-0.001	-0.003	-0.002
Std Dev		0.002	0.002	0.001



28.250_ACCURACY /Voltage_A		
Test Site	Dallas	
Tester	ETS-364	
Test Number	EB6938	
Max Limit	0.011	Pct
Min Limit	-0.007	Pct

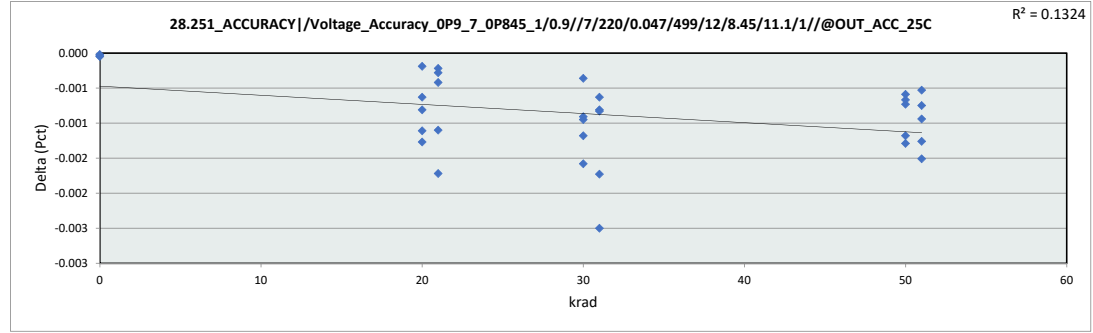
krad	0	20	21	30	31	50	51
LL	-0.007	-0.007	-0.007	-0.007	-0.007	-0.007	-0.007
Min	0.000	0.001	-0.002	0.000	-0.002	-0.002	-0.003
Average	0.002	0.002	0.000	0.002	-0.001	0.001	0.000
Max	0.002	0.002	0.001	0.002	0.001	0.003	0.003
UL	0.011	0.011	0.011	0.011	0.011	0.011	0.011



LDR Report  
TPS7H1111-SEP

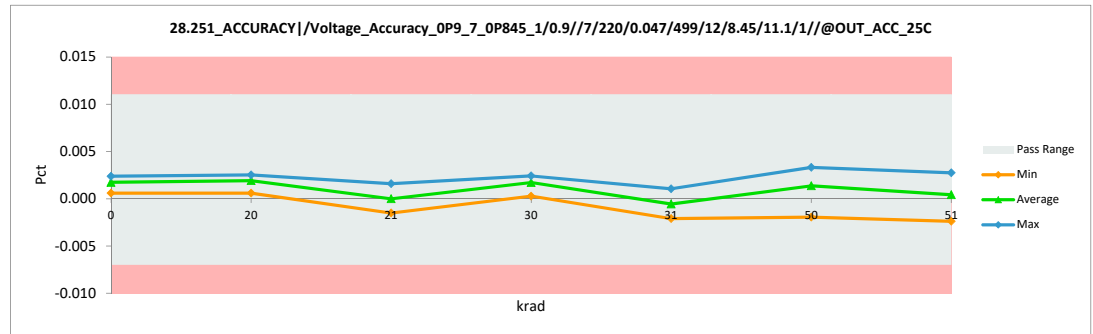
28.251_ACCURACY /Voltage_Acc		
Test Site	Dallas	Dallas
Tester	ETS-364	ETS-364
Test Number	EB6938	EB6938
Unit		Pct
Max Limit	0.011	0.011
Min Limit	-0.007	-0.007

krad	Serial #	Pre	Post	Delta
21	1	-0.001	-0.002	0.000
21	2	-0.001	-0.001	0.000
21	3	0.001	0.000	-0.001
21	4	0.003	0.002	-0.002
21	5	0.002	0.001	0.000
20	6	0.004	0.002	-0.001
20	7	0.002	0.002	0.000
20	8	0.001	0.001	-0.001
20	9	0.003	0.002	-0.001
20	10	0.003	0.003	-0.001
31	11	-0.001	-0.002	-0.001
31	12	-0.001	-0.002	-0.001
31	13	0.001	-0.001	-0.002
31	14	0.003	0.001	-0.003
31	15	0.002	0.001	-0.001
30	16	0.004	0.002	-0.002
30	17	0.002	0.002	0.000
30	18	0.001	0.000	-0.001
30	19	0.003	0.002	-0.001
30	20	0.003	0.002	-0.001
51	21	0.003	0.003	-0.001
51	22	0.000	-0.001	-0.001
51	23	0.002	0.001	-0.001
51	24	-0.001	-0.002	-0.002
51	25	0.002	0.002	-0.001
50	26	0.001	0.001	-0.001
50	27	-0.001	-0.002	-0.001
50	28	0.003	0.002	-0.001
50	29	0.004	0.003	-0.001
50	30	0.004	0.003	-0.001
0	31	0.001	0.001	0.000
0	32	0.002	0.002	0.000
0	33	0.002	0.002	0.000
Max		0.004	0.003	0.000
Average		0.002	0.001	-0.001
Min		-0.001	-0.002	-0.003
Std Dev		0.002	0.002	0.001



28.251_ACCURACY /Voltage_A		
Test Site	Dallas	
Tester	ETS-364	
Test Number	EB6938	
Max Limit	0.011	Pct
Min Limit	-0.007	Pct

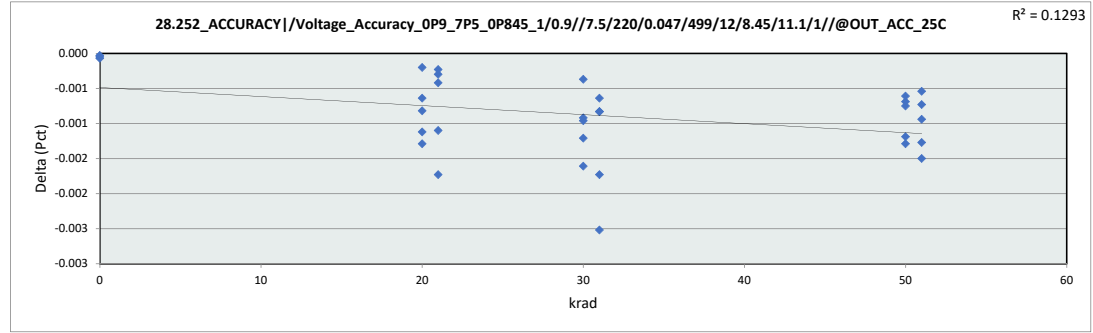
krad	0	20	21	30	31	50	51
LL	-0.007	-0.007	-0.007	-0.007	-0.007	-0.007	-0.007
Min	0.001	0.001	-0.002	0.000	-0.002	-0.002	-0.002
Average	0.002	0.002	0.000	0.002	-0.001	0.001	0.000
Max	0.002	0.003	0.002	0.002	0.001	0.003	0.003
UL	0.011	0.011	0.011	0.011	0.011	0.011	0.011



LDR Report  
TPS7H1111-SEP

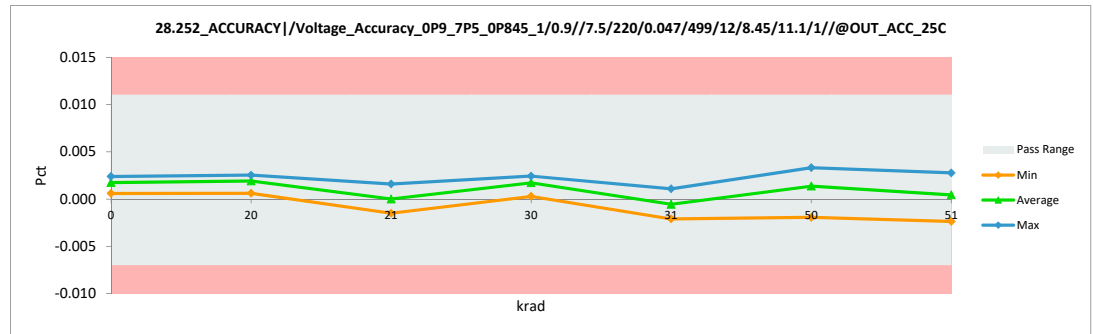
28.252_ACCURACY /Voltage_Acc		
Test Site	Dallas	Dallas
Tester	ETS-364	ETS-364
Test Number	EB6938	EB6938
Unit		Pct
Max Limit	0.011	0.011
Min Limit	-0.007	-0.007

krad	Serial #	Pre	Post	Delta
21	1	-0.001	-0.002	0.000
21	2	-0.001	-0.001	0.000
21	3	0.001	0.000	-0.001
21	4	0.003	0.002	-0.002
21	5	0.002	0.001	0.000
20	6	0.004	0.002	-0.001
20	7	0.002	0.002	0.000
20	8	0.001	0.001	-0.001
20	9	0.003	0.002	-0.001
20	10	0.003	0.003	-0.001
31	11	-0.001	-0.002	-0.001
31	12	-0.001	-0.002	-0.001
31	13	0.001	-0.001	-0.002
31	14	0.003	0.001	-0.003
31	15	0.002	0.001	-0.001
30	16	0.004	0.002	-0.002
30	17	0.002	0.002	0.000
30	18	0.001	0.000	-0.001
30	19	0.003	0.002	-0.001
30	20	0.003	0.002	-0.001
51	21	0.004	0.003	-0.001
51	22	0.000	-0.001	-0.001
51	23	0.002	0.001	-0.001
51	24	-0.001	-0.002	-0.002
51	25	0.002	0.002	-0.001
50	26	0.001	0.001	-0.001
50	27	-0.001	-0.002	-0.001
50	28	0.003	0.002	-0.001
50	29	0.004	0.003	-0.001
50	30	0.004	0.003	-0.001
0	31	0.001	0.001	0.000
0	32	0.002	0.002	0.000
0	33	0.002	0.002	0.000
Max		0.004	0.003	0.000
Average		0.002	0.001	-0.001
Min		-0.001	-0.002	-0.003
Std Dev		0.002	0.002	0.001



28.252_ACCURACY /Voltage_A		
Test Site	Dallas	
Tester	ETS-364	
Test Number	EB6938	
Max Limit	0.011	Pct
Min Limit	-0.007	Pct

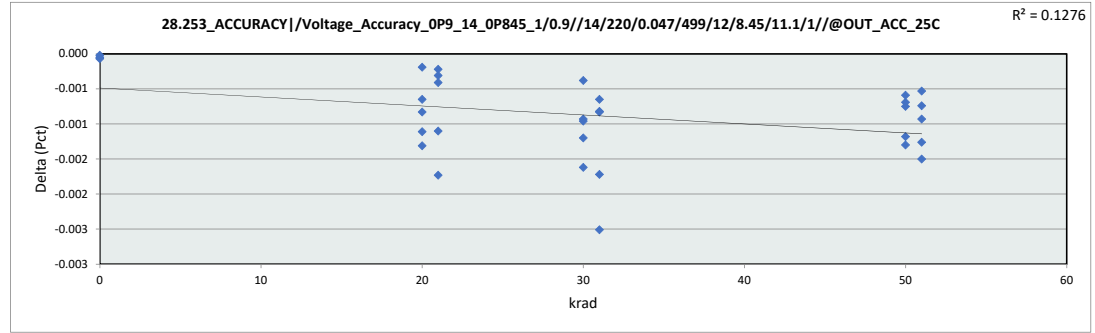
	0	20	21	30	31	50	51
LL	-0.007	-0.007	-0.007	-0.007	-0.007	-0.007	-0.007
Min	0.001	0.001	-0.002	0.000	-0.002	-0.002	-0.002
Average	0.002	0.002	0.000	0.002	-0.001	0.001	0.000
Max	0.002	0.003	0.002	0.002	0.001	0.003	0.003
UL	0.011	0.011	0.011	0.011	0.011	0.011	0.011



LDR Report  
TPS7H1111-SEP

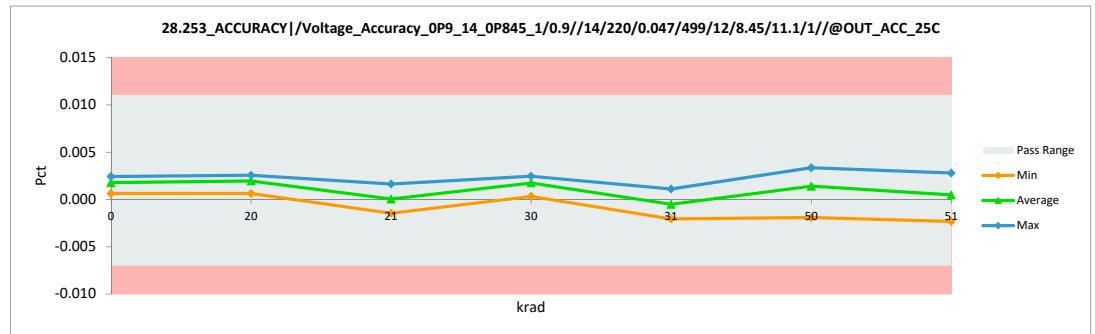
28.253_ACCURACY /Voltage_Acc		
Test Site	Dallas	Dallas
Tester	ETS-364	ETS-364
Test Number	EB6938	EB6938
Unit		Pct
Max Limit	0.011	0.011
Min Limit	-0.007	-0.007

krad	Serial #	Pre	Post	Delta
21	1	-0.001	-0.001	0.000
21	2	-0.001	-0.001	0.000
21	3	0.001	0.000	-0.001
21	4	0.003	0.002	-0.002
21	5	0.002	0.001	0.000
20	6	0.004	0.002	-0.001
20	7	0.002	0.002	0.000
20	8	0.001	0.001	-0.001
20	9	0.003	0.002	-0.001
20	10	0.003	0.003	-0.001
31	11	-0.001	-0.002	-0.001
31	12	-0.001	-0.002	-0.001
31	13	0.001	-0.001	-0.002
31	14	0.003	0.001	-0.003
31	15	0.002	0.001	-0.001
30	16	0.004	0.002	-0.002
30	17	0.002	0.002	0.000
30	18	0.001	0.000	-0.001
30	19	0.003	0.002	-0.001
30	20	0.003	0.002	-0.001
51	21	0.004	0.003	-0.001
51	22	0.000	0.000	-0.001
51	23	0.002	0.001	-0.001
51	24	-0.001	-0.002	-0.001
51	25	0.002	0.002	-0.001
50	26	0.001	0.001	-0.001
50	27	-0.001	-0.002	-0.001
50	28	0.003	0.002	-0.001
50	29	0.004	0.003	-0.001
50	30	0.004	0.003	-0.001
0	31	0.001	0.001	0.000
0	32	0.002	0.002	0.000
0	33	0.002	0.002	0.000
Max		0.004	0.003	0.000
Average		0.002	0.001	-0.001
Min		-0.001	-0.002	-0.003
Std Dev		0.002	0.002	0.001



28.253_ACCURACY /Voltage_A		
Test Site	Dallas	
Tester	ETS-364	
Test Number	EB6938	
Max Limit	0.011	Pct
Min Limit	-0.007	Pct

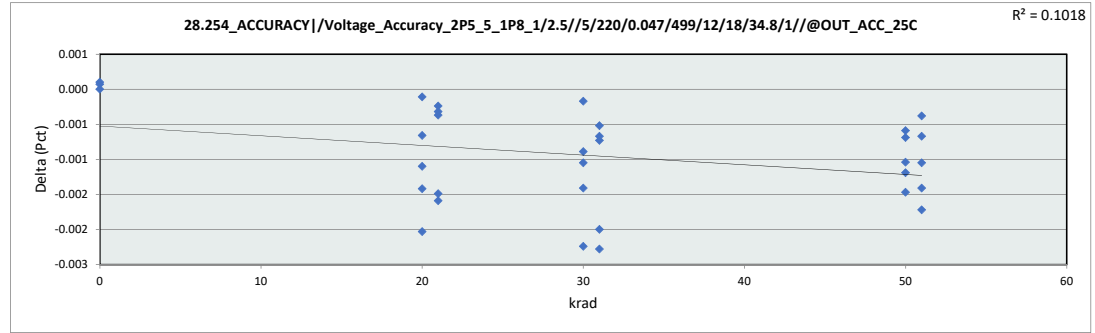
	0	20	21	30	31	50	51
LL	-0.007	-0.007	-0.007	-0.007	-0.007	-0.007	-0.007
Min	0.001	0.001	-0.001	0.000	-0.002	-0.002	-0.002
Average	0.002	0.002	0.000	0.002	-0.001	0.001	0.000
Max	0.002	0.003	0.002	0.002	0.001	0.003	0.003
UL	0.011	0.011	0.011	0.011	0.011	0.011	0.011



LDR Report  
TPS7H1111-SEP

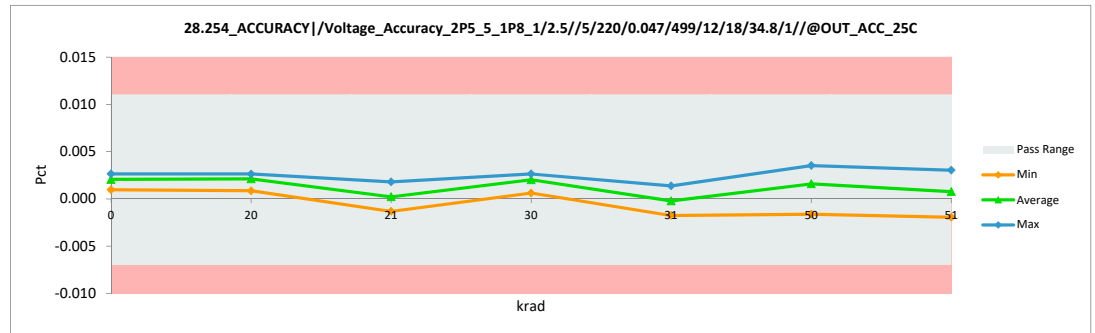
28.254_ACCURACY /Voltage_Acc		
Test Site	Dallas	Dallas
Tester	ETS-364	ETS-364
Test Number	EB6938	EB6938
Unit		Pct
Max Limit	0.011	0.011
Min Limit	-0.007	-0.007

krad	Serial #	Pre	Post	Delta
21	1	-0.001	-0.001	0.000
21	2	-0.001	-0.001	0.000
21	3	0.002	0.000	-0.001
21	4	0.003	0.002	-0.002
21	5	0.002	0.002	0.000
20	6	0.005	0.003	-0.002
20	7	0.002	0.002	0.000
20	8	0.002	0.001	-0.001
20	9	0.004	0.002	-0.001
20	10	0.004	0.003	-0.001
31	11	-0.001	-0.002	-0.001
31	12	-0.001	-0.002	-0.001
31	13	0.002	0.000	-0.002
31	14	0.003	0.001	-0.002
31	15	0.002	0.001	-0.001
30	16	0.005	0.002	-0.002
30	17	0.002	0.002	0.000
30	18	0.002	0.001	-0.001
30	19	0.004	0.002	-0.001
30	20	0.004	0.003	-0.001
51	21	0.004	0.003	-0.001
51	22	0.001	0.000	-0.002
51	23	0.002	0.001	-0.001
51	24	-0.001	-0.002	-0.001
51	25	0.002	0.002	0.000
50	26	0.002	0.001	-0.001
50	27	0.000	-0.002	-0.001
50	28	0.004	0.003	-0.001
50	29	0.004	0.003	-0.001
50	30	0.004	0.004	-0.001
0	31	0.001	0.001	0.000
0	32	0.003	0.003	0.000
0	33	0.003	0.003	0.000
Max		0.005	0.004	0.000
Average		0.002	0.001	-0.001
Min		-0.001	-0.002	-0.002
Std Dev		0.002	0.002	0.001



28.254_ACCURACY /Voltage_A		
Test Site	Dallas	
Tester	ETS-364	
Test Number	EB6938	
Max Limit	0.011	Pct
Min Limit	-0.007	Pct

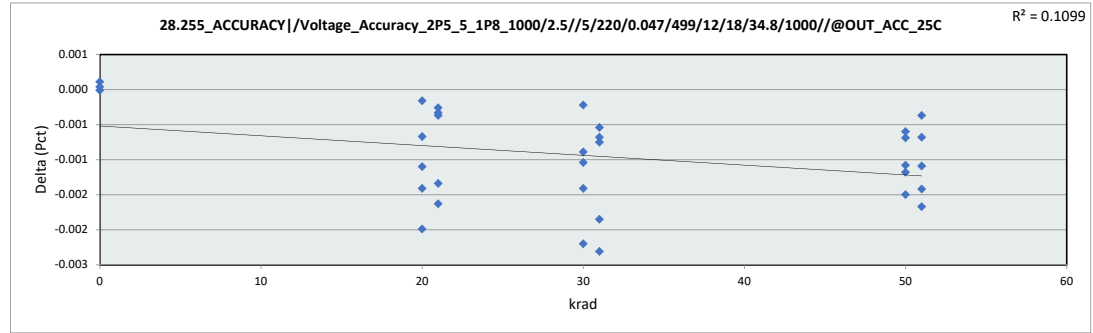
krad	0	20	21	30	31	50	51
LL	-0.007	-0.007	-0.007	-0.007	-0.007	-0.007	-0.007
Min	0.001	0.001	-0.001	0.001	-0.002	-0.002	-0.002
Average	0.002	0.002	0.000	0.002	0.000	0.002	0.001
Max	0.003	0.003	0.002	0.003	0.001	0.004	0.003
UL	0.011	0.011	0.011	0.011	0.011	0.011	0.011



LDR Report  
TPS7H1111-SEP

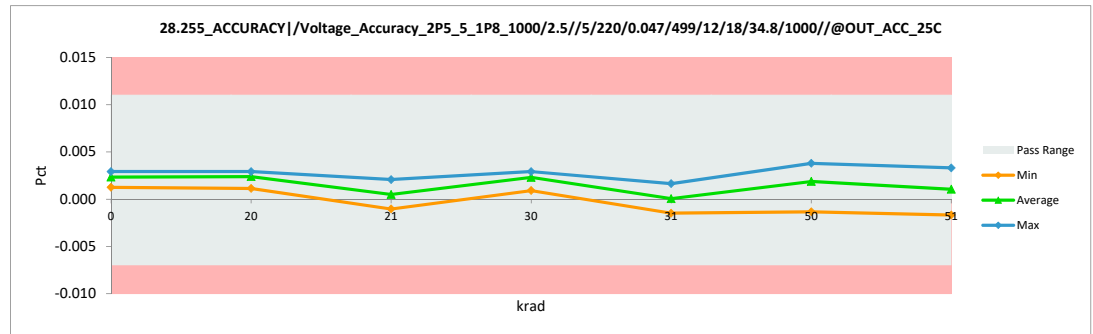
28.255_ACCURACY /Voltage_Acc		
Test Site	Dallas	Dallas
Tester	ETS-364	ETS-364
Test Number	EB6938	EB6938
Unit		Pct
Max Limit	0.011	0.011
Min Limit	-0.007	-0.007

krad	Serial #	Pre	Post	Delta
21	1	-0.001	-0.001	0.000
21	2	-0.001	-0.001	0.000
21	3	0.002	0.001	-0.001
21	4	0.004	0.002	-0.002
21	5	0.002	0.002	0.000
20	6	0.005	0.003	-0.002
20	7	0.002	0.002	0.000
20	8	0.002	0.001	-0.001
20	9	0.004	0.003	-0.001
20	10	0.004	0.003	-0.001
31	11	-0.001	-0.001	-0.001
31	12	-0.001	-0.001	-0.001
31	13	0.002	0.000	-0.002
31	14	0.004	0.001	-0.002
31	15	0.002	0.002	-0.001
30	16	0.005	0.003	-0.002
30	17	0.002	0.002	0.000
30	18	0.002	0.001	-0.001
30	19	0.004	0.003	-0.001
30	20	0.004	0.003	-0.001
51	21	0.004	0.003	-0.001
51	22	0.002	0.000	-0.002
51	23	0.002	0.001	-0.001
51	24	0.000	-0.002	-0.001
51	25	0.003	0.002	0.000
50	26	0.002	0.001	-0.001
50	27	0.000	-0.001	-0.001
50	28	0.004	0.003	-0.002
50	29	0.004	0.003	-0.001
50	30	0.004	0.004	-0.001
0	31	0.001	0.001	0.000
0	32	0.003	0.003	0.000
0	33	0.003	0.003	0.000
Max		0.005	0.004	0.000
Average		0.002	0.001	-0.001
Min		-0.001	-0.002	-0.002
Std Dev		0.002	0.002	0.001



28.255_ACCURACY /Voltage_A		
Test Site	Dallas	
Tester	ETS-364	
Test Number	EB6938	
Max Limit	0.011	Pct
Min Limit	-0.007	Pct

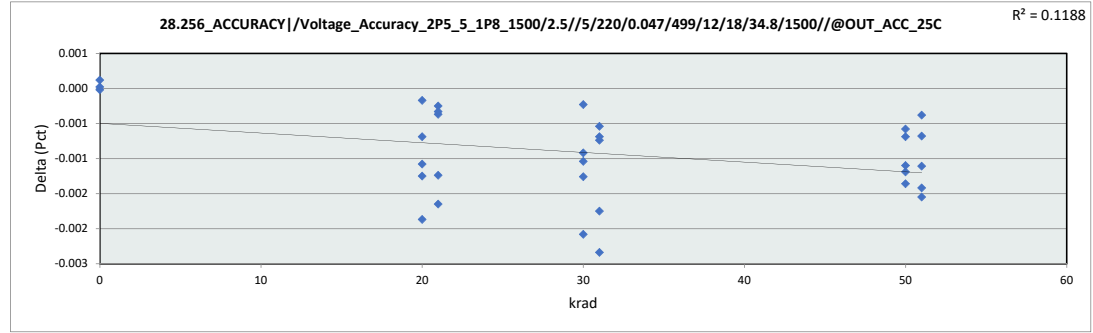
krad	0	20	21	30	31	50	51
LL	-0.007	-0.007	-0.007	-0.007	-0.007	-0.007	-0.007
Min	0.001	0.001	-0.001	0.001	-0.001	-0.001	-0.002
Average	0.002	0.002	0.001	0.002	0.000	0.002	0.001
Max	0.003	0.003	0.002	0.003	0.002	0.004	0.003
UL	0.011	0.011	0.011	0.011	0.011	0.011	0.011



LDR Report  
TPS7H1111-SEP

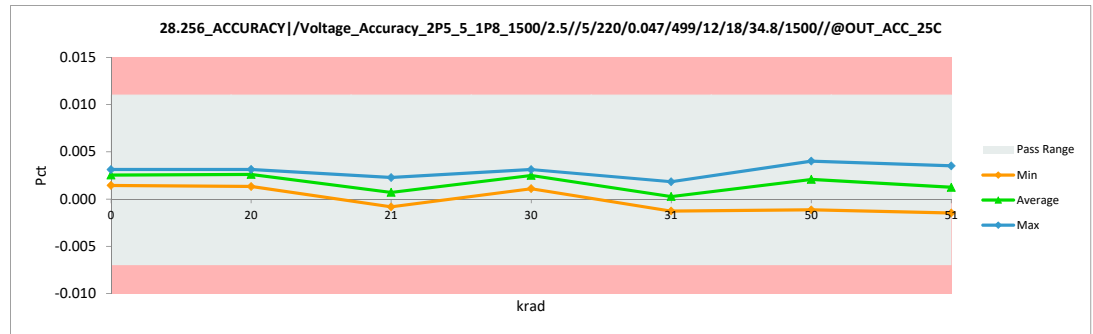
28.256_ACCURACY /Voltage_Ac		
Test Site	Dallas	Dallas
Tester	ETS-364	ETS-364
Test Number	EB6938	EB6938
Unit		Pct
Max Limit	0.011	0.011
Min Limit	-0.007	-0.007

krad	Serial #	Pre	Post	Delta
21	1	-0.001	-0.001	0.000
21	2	0.000	-0.001	0.000
21	3	0.002	0.001	-0.001
21	4	0.004	0.002	-0.002
21	5	0.002	0.002	0.000
20	6	0.005	0.003	-0.002
20	7	0.003	0.003	0.000
20	8	0.002	0.001	-0.001
20	9	0.004	0.003	-0.001
20	10	0.004	0.003	-0.001
31	11	-0.001	-0.001	-0.001
31	12	0.000	-0.001	-0.001
31	13	0.002	0.000	-0.002
31	14	0.004	0.002	-0.002
31	15	0.002	0.002	-0.001
30	16	0.005	0.003	-0.002
30	17	0.003	0.002	0.000
30	18	0.002	0.001	-0.001
30	19	0.004	0.003	-0.001
30	20	0.004	0.003	-0.001
51	21	0.004	0.004	-0.001
51	22	0.002	0.000	-0.002
51	23	0.003	0.001	-0.001
51	24	0.000	-0.001	-0.001
51	25	0.003	0.003	0.000
50	26	0.002	0.001	-0.001
50	27	0.000	-0.001	-0.001
50	28	0.004	0.003	-0.001
50	29	0.004	0.003	-0.001
50	30	0.005	0.004	-0.001
0	31	0.001	0.001	0.000
0	32	0.003	0.003	0.000
0	33	0.003	0.003	0.000
Max		0.005	0.004	0.000
Average		0.003	0.002	-0.001
Min		-0.001	-0.001	-0.002
Std Dev		0.002	0.002	0.001



28.256_ACCURACY /Voltage_A		
Test Site	Dallas	
Tester	ETS-364	
Test Number	EB6938	
Max Limit	0.011	Pct
Min Limit	-0.007	Pct

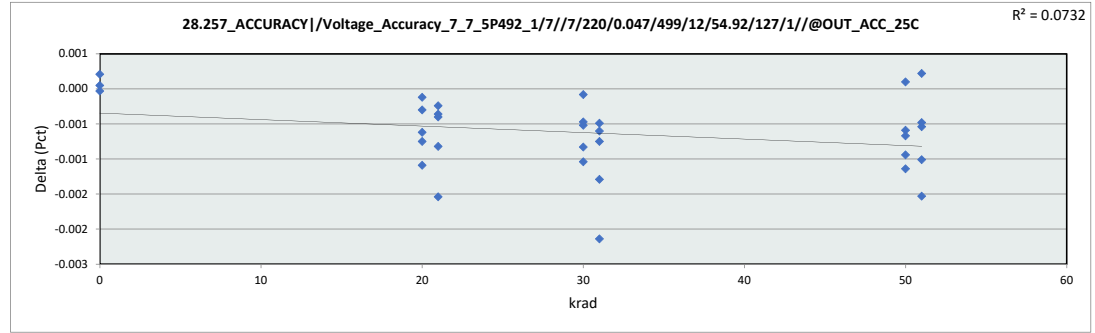
krad	0	20	21	30	31	50	51
LL	-0.007	-0.007	-0.007	-0.007	-0.007	-0.007	-0.007
Min	0.001	0.001	-0.001	0.001	-0.001	-0.001	-0.001
Average	0.003	0.003	0.001	0.003	0.000	0.002	0.001
Max	0.003	0.003	0.002	0.003	0.002	0.004	0.004
UL	0.011	0.011	0.011	0.011	0.011	0.011	0.011



LDR Report  
TPS7H1111-SEP

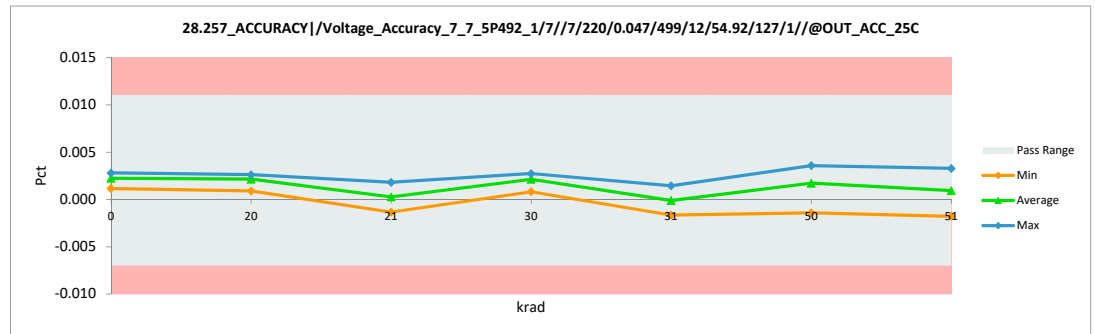
28.257_ACCURACY /Voltage_Acc		
Test Site	Dallas	Dallas
Tester	ETS-364	ETS-364
Test Number	EB6938	EB6938
Unit		Pct
Max Limit	0.011	0.011
Min Limit	-0.007	-0.007

krad	Serial #	Pre	Post	Delta
21	1	-0.001	-0.001	0.000
21	2	-0.001	-0.001	0.000
21	3	0.001	0.000	-0.001
21	4	0.003	0.002	-0.002
21	5	0.002	0.002	0.000
20	6	0.003	0.003	0.000
20	7	0.002	0.002	0.000
20	8	0.002	0.001	-0.001
20	9	0.004	0.003	-0.001
20	10	0.003	0.003	-0.001
31	11	-0.001	-0.002	-0.001
31	12	-0.001	-0.002	-0.001
31	13	0.001	0.000	-0.001
31	14	0.003	0.001	-0.002
31	15	0.002	0.001	0.000
30	16	0.003	0.002	-0.001
30	17	0.002	0.002	0.000
30	18	0.002	0.001	-0.001
30	19	0.004	0.003	-0.001
30	20	0.003	0.003	0.000
51	21	0.004	0.003	0.000
51	22	0.000	0.000	0.000
51	23	0.002	0.001	-0.001
51	24	0.000	-0.002	-0.002
51	25	0.003	0.002	-0.001
50	26	0.002	0.001	-0.001
50	27	0.000	-0.001	-0.001
50	28	0.003	0.003	0.000
50	29	0.004	0.003	-0.001
50	30	0.004	0.004	-0.001
0	31	0.001	0.001	0.000
0	32	0.003	0.003	0.000
0	33	0.003	0.003	0.000
Max		0.004	0.004	0.000
Average		0.002	0.001	-0.001
Min		-0.001	-0.002	-0.002
Std Dev		0.002	0.002	0.001



28.257_ACCURACY /Voltage_A		
Test Site	Dallas	
Tester	ETS-364	
Test Number	EB6938	
Max Limit	0.011	Pct
Min Limit	-0.007	Pct

	0	20	21	30	31	50	51
LL	-0.007	-0.007	-0.007	-0.007	-0.007	-0.007	-0.007
Min	0.001	0.001	-0.001	0.001	-0.002	-0.001	-0.002
Average	0.002	0.002	0.000	0.002	0.000	0.002	0.001
Max	0.003	0.003	0.002	0.003	0.001	0.004	0.003
UL	0.011	0.011	0.011	0.011	0.011	0.011	0.011

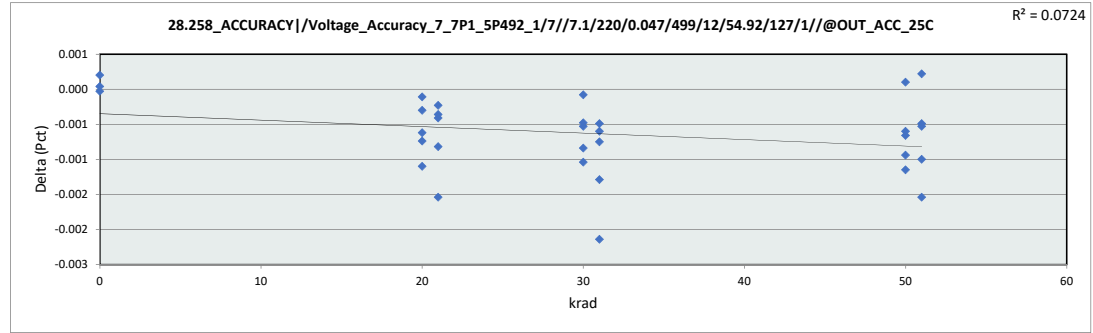




LDR Report  
TPS7H1111-SEP

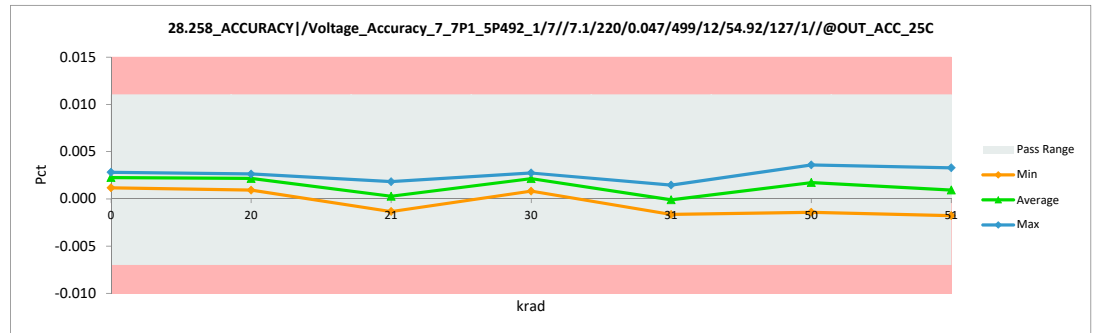
28.258_ACCURACY /Voltage_Acc		
Test Site	Dallas	Dallas
Tester	ETS-364	ETS-364
Test Number	EB6938	EB6938
Unit		Pct
Max Limit	0.011	0.011
Min Limit	-0.007	-0.007

krad	Serial #	Pre	Post	Delta
21	1	-0.001	-0.001	0.000
21	2	-0.001	-0.001	0.000
21	3	0.001	0.000	-0.001
21	4	0.003	0.002	-0.002
21	5	0.002	0.002	0.000
20	6	0.003	0.003	0.000
20	7	0.002	0.002	0.000
20	8	0.002	0.001	-0.001
20	9	0.004	0.003	-0.001
20	10	0.003	0.003	-0.001
31	11	-0.001	-0.002	-0.001
31	12	-0.001	-0.002	-0.001
31	13	0.001	0.000	-0.001
31	14	0.003	0.001	-0.002
31	15	0.002	0.001	0.000
30	16	0.003	0.002	-0.001
30	17	0.002	0.002	0.000
30	18	0.002	0.001	-0.001
30	19	0.004	0.003	-0.001
30	20	0.003	0.003	0.000
51	21	0.004	0.003	0.000
51	22	0.000	0.000	0.000
51	23	0.002	0.001	-0.001
51	24	0.000	-0.002	-0.002
51	25	0.003	0.002	-0.001
50	26	0.002	0.001	-0.001
50	27	0.000	-0.001	-0.001
50	28	0.003	0.003	0.000
50	29	0.004	0.003	-0.001
50	30	0.004	0.004	-0.001
0	31	0.001	0.001	0.000
0	32	0.003	0.003	0.000
0	33	0.003	0.003	0.000
Max		0.004	0.004	0.000
Average		0.002	0.001	-0.001
Min		-0.001	-0.002	-0.002
Std Dev		0.002	0.002	0.001



28.258_ACCURACY /Voltage_A		
Test Site	Dallas	
Tester	ETS-364	
Test Number	EB6938	
Max Limit	0.011	Pct
Min Limit	-0.007	Pct

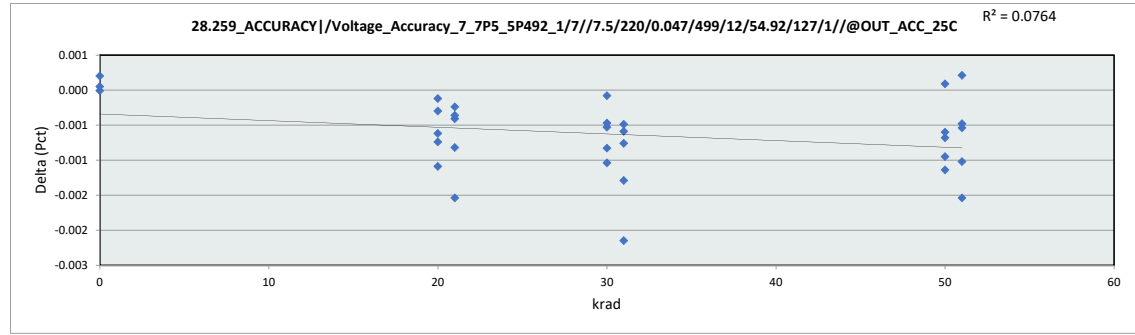
krad	0	20	21	30	31	50	51
LL	-0.007	-0.007	-0.007	-0.007	-0.007	-0.007	-0.007
Min	0.001	0.001	-0.001	0.001	-0.002	-0.001	-0.002
Average	0.002	0.002	0.000	0.002	0.000	0.002	0.001
Max	0.003	0.003	0.002	0.003	0.001	0.004	0.003
UL	0.011	0.011	0.011	0.011	0.011	0.011	0.011



LDR Report  
TPS7H1111-SEP

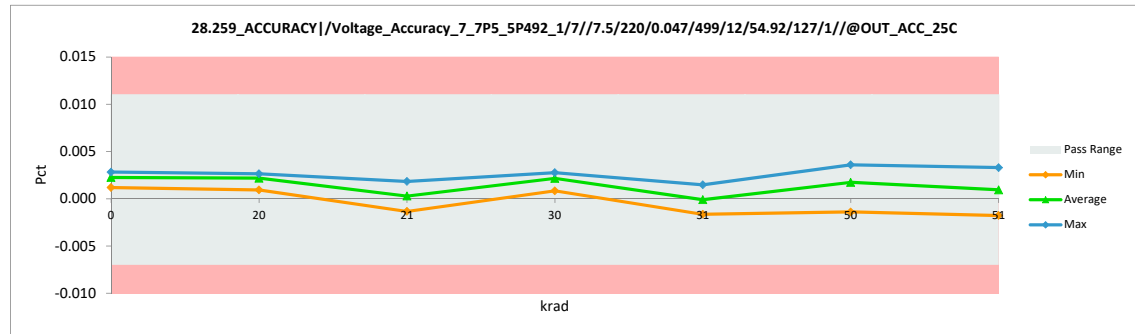
28.259_ACCURACY /Voltage_Acc		
Test Site	Dallas	Dallas
Tester	ETS-364	ETS-364
Test Number	EB6938	EB6938
Unit		Pct
Max Limit	0.011	0.011
Min Limit	-0.007	-0.007

krad	Serial #	Pre	Post	Delta
21	1	-0.001	-0.001	0.000
21	2	-0.001	-0.001	0.000
21	3	0.001	0.000	-0.001
21	4	0.003	0.002	-0.002
21	5	0.002	0.002	0.000
20	6	0.003	0.003	0.000
20	7	0.002	0.002	0.000
20	8	0.002	0.001	-0.001
20	9	0.004	0.003	-0.001
20	10	0.003	0.003	-0.001
31	11	-0.001	-0.002	-0.001
31	12	-0.001	-0.002	-0.001
31	13	0.001	0.000	-0.001
31	14	0.003	0.001	-0.002
31	15	0.002	0.001	0.000
30	16	0.003	0.002	-0.001
30	17	0.002	0.002	0.000
30	18	0.002	0.001	-0.001
30	19	0.004	0.003	-0.001
30	20	0.003	0.003	0.000
51	21	0.004	0.003	0.000
51	22	0.000	0.000	0.000
51	23	0.002	0.001	-0.001
51	24	0.000	-0.002	-0.002
51	25	0.003	0.002	-0.001
50	26	0.002	0.001	-0.001
50	27	0.000	-0.001	-0.001
50	28	0.003	0.003	0.000
50	29	0.004	0.003	-0.001
50	30	0.004	0.004	-0.001
0	31	0.001	0.001	0.000
0	32	0.003	0.003	0.000
0	33	0.003	0.003	0.000
Max		0.004	0.004	0.000
Average		0.002	0.001	-0.001
Min		-0.001	-0.002	-0.002
Std Dev		0.002	0.002	0.001



28.259_ACCURACY /Voltage_A		
Test Site	Dallas	
Tester	ETS-364	
Test Number	EB6938	
Max Limit	0.011	Pct
Min Limit	-0.007	Pct

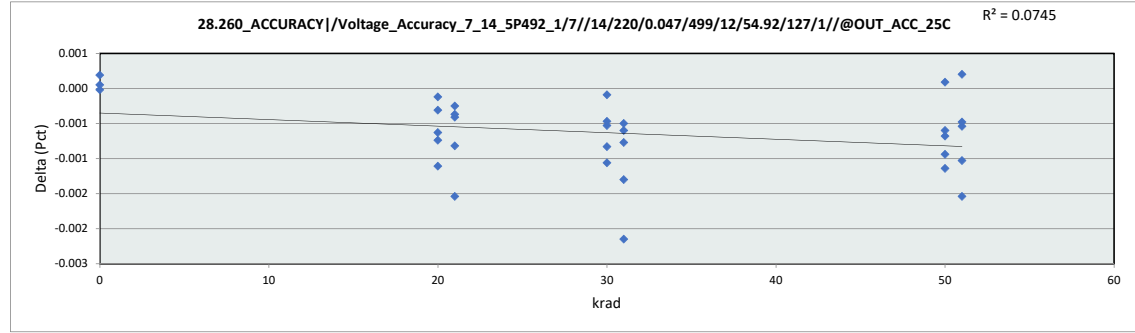
krad	0	20	21	30	31	50	51
LL	-0.007	-0.007	-0.007	-0.007	-0.007	-0.007	-0.007
Min	0.001	0.001	-0.001	0.001	-0.002	-0.001	-0.002
Average	0.002	0.002	0.000	0.002	0.000	0.002	0.001
Max	0.003	0.003	0.002	0.003	0.001	0.004	0.003
UL	0.011	0.011	0.011	0.011	0.011	0.011	0.011



LDR Report  
TPS7H1111-SEP

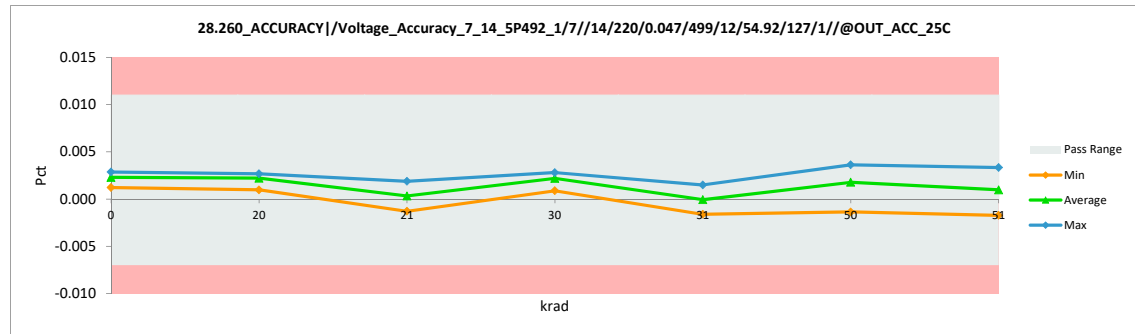
28.260_ACCURACY /Voltage_Acc		
Test Site	Dallas	Dallas
Tester	ETS-364	ETS-364
Test Number	EB6938	EB6938
Unit		Pct
Max Limit	0.011	0.011
Min Limit	-0.007	-0.007

krad	Serial #	Pre	Post	Delta
21	1	-0.001	-0.001	0.000
21	2	-0.001	-0.001	0.000
21	3	0.001	0.001	-0.001
21	4	0.003	0.002	-0.002
21	5	0.002	0.002	0.000
20	6	0.003	0.003	0.000
20	7	0.002	0.002	0.000
20	8	0.002	0.001	-0.001
20	9	0.004	0.003	-0.001
20	10	0.003	0.003	-0.001
31	11	-0.001	-0.002	-0.001
31	12	-0.001	-0.001	-0.001
31	13	0.001	0.000	-0.001
31	14	0.003	0.001	-0.002
31	15	0.002	0.002	-0.001
30	16	0.003	0.002	-0.001
30	17	0.002	0.002	0.000
30	18	0.002	0.001	-0.001
30	19	0.004	0.003	-0.001
30	20	0.003	0.003	0.000
51	21	0.004	0.003	0.000
51	22	0.000	0.000	0.000
51	23	0.002	0.001	-0.001
51	24	0.000	-0.002	-0.002
51	25	0.003	0.002	-0.001
50	26	0.002	0.001	-0.001
50	27	0.000	-0.001	-0.001
50	28	0.003	0.003	0.000
50	29	0.004	0.003	-0.001
50	30	0.004	0.004	-0.001
0	31	0.001	0.001	0.000
0	32	0.003	0.003	0.000
0	33	0.003	0.003	0.000
Max		0.004	0.004	0.000
Average		0.002	0.001	-0.001
Min		-0.001	-0.002	-0.002
Std Dev		0.002	0.002	0.001



28.260_ACCURACY /Voltage_A		
Test Site	Dallas	
Tester	ETS-364	
Test Number	EB6938	
Max Limit	0.011	Pct
Min Limit	-0.007	Pct

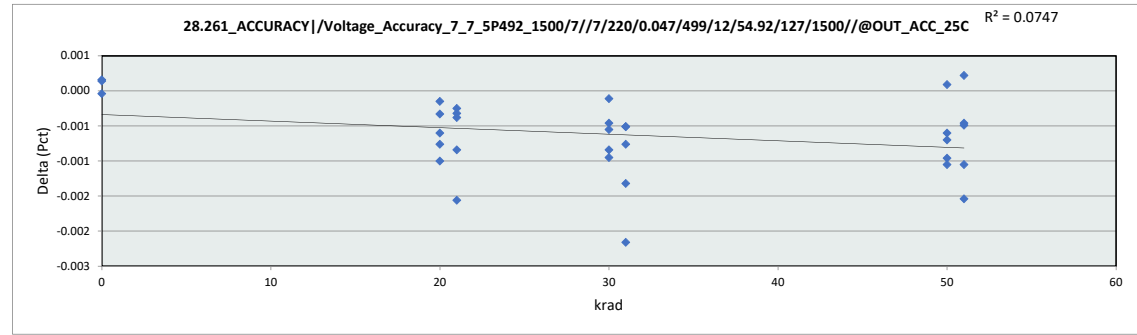
krad	0	20	21	30	31	50	51
LL	-0.007	-0.007	-0.007	-0.007	-0.007	-0.007	-0.007
Min	0.001	0.001	-0.001	0.001	-0.002	-0.001	-0.002
Average	0.002	0.002	0.000	0.002	0.000	0.002	0.001
Max	0.003	0.003	0.002	0.003	0.002	0.004	0.003
UL	0.011	0.011	0.011	0.011	0.011	0.011	0.011



LDR Report  
TPS7H1111-SEP

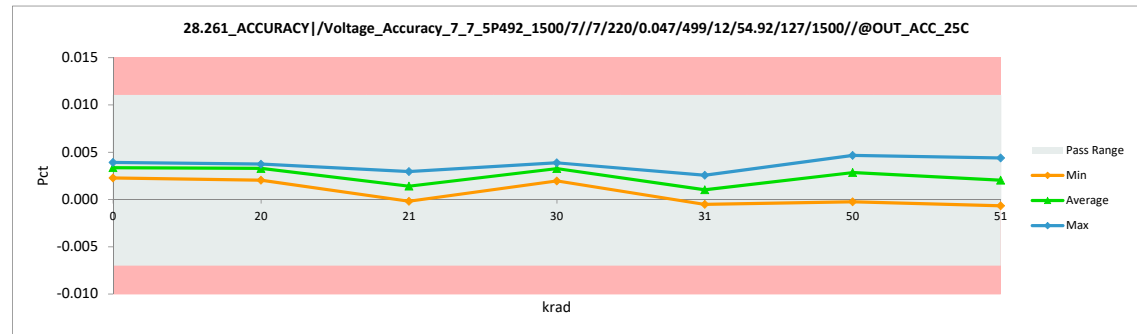
28.261_ACCURACY /Voltage_Acc		
Test Site	Dallas	Dallas
Tester	ETS-364	ETS-364
Test Number	EB6938	EB6938
Unit		Pct
Max Limit	0.011	0.011
Min Limit	-0.007	-0.007

krad	Serial #	Pre	Post	Delta
21	1	0.000	0.000	0.000
21	2	0.000	0.000	0.000
21	3	0.002	0.002	-0.001
21	4	0.005	0.003	-0.002
21	5	0.003	0.003	0.000
20	6	0.004	0.004	0.000
20	7	0.003	0.003	0.000
20	8	0.003	0.002	-0.001
20	9	0.005	0.004	-0.001
20	10	0.004	0.004	-0.001
31	11	0.000	-0.001	-0.001
31	12	0.000	0.000	-0.001
31	13	0.002	0.001	-0.001
31	14	0.005	0.002	-0.002
31	15	0.003	0.003	-0.001
30	16	0.004	0.004	-0.001
30	17	0.003	0.003	0.000
30	18	0.003	0.002	-0.001
30	19	0.005	0.004	-0.001
30	20	0.004	0.004	0.000
51	21	0.005	0.004	0.000
51	22	0.001	0.001	0.000
51	23	0.003	0.002	-0.001
51	24	0.001	-0.001	-0.002
51	25	0.004	0.003	0.000
50	26	0.003	0.002	-0.001
50	27	0.001	0.000	-0.001
50	28	0.004	0.004	0.000
50	29	0.005	0.004	-0.001
50	30	0.005	0.005	-0.001
0	31	0.002	0.002	0.000
0	32	0.004	0.004	0.000
0	33	0.004	0.004	0.000
Max		0.005	0.005	0.000
Average		0.003	0.002	-0.001
Min		0.000	-0.001	-0.002
Std Dev		0.002	0.002	0.001



28.261_ACCURACY /Voltage_A		
Test Site	Dallas	
Tester	ETS-364	
Test Number	EB6938	
Max Limit	0.011	Pct
Min Limit	-0.007	Pct

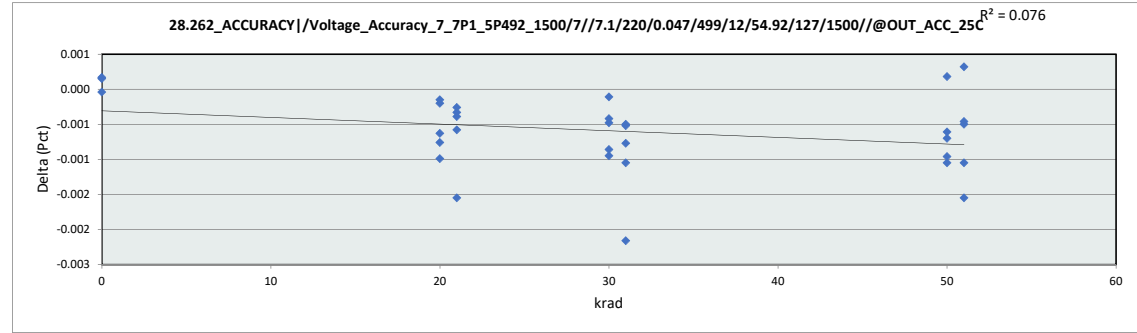
krad	0	20	21	30	31	50	51
LL	-0.007	-0.007	-0.007	-0.007	-0.007	-0.007	-0.007
Min	0.002	0.002	0.000	0.002	-0.001	0.000	-0.001
Average	0.003	0.003	0.001	0.003	0.001	0.003	0.002
Max	0.004	0.004	0.003	0.004	0.003	0.005	0.004
UL	0.011	0.011	0.011	0.011	0.011	0.011	0.011



LDR Report  
TPS7H1111-SEP

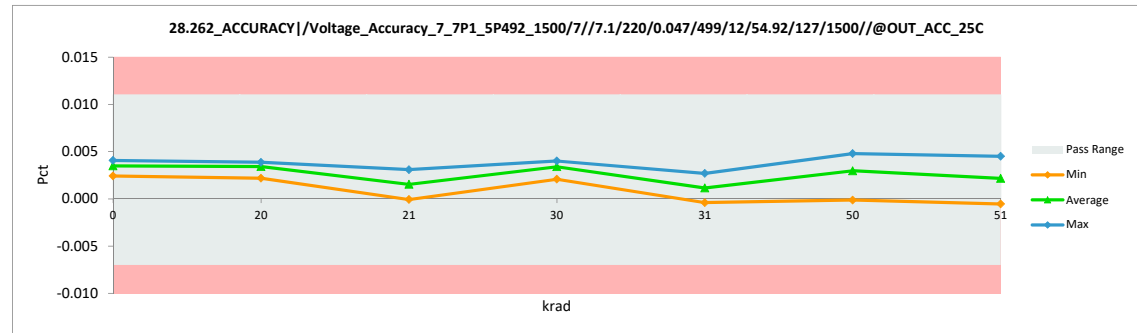
28.262_ACCURACY /Voltage_Acc		
Test Site	Dallas	Dallas
Tester	ETS-364	ETS-364
Test Number	EB6938	EB6938
Unit		Pct
Max Limit	0.011	0.011
Min Limit	-0.007	-0.007

krad	Serial #	Pre	Post	Delta
21	1	0.000	0.000	0.000
21	2	0.000	0.000	0.000
21	3	0.002	0.002	-0.001
21	4	0.005	0.003	-0.002
21	5	0.003	0.003	0.000
20	6	0.004	0.004	0.000
20	7	0.004	0.003	0.000
20	8	0.003	0.002	-0.001
20	9	0.005	0.004	-0.001
20	10	0.004	0.004	-0.001
31	11	0.000	0.000	-0.001
31	12	0.000	0.000	0.000
31	13	0.002	0.001	-0.001
31	14	0.005	0.002	-0.002
31	15	0.003	0.003	-0.001
30	16	0.004	0.004	0.000
30	17	0.004	0.003	0.000
30	18	0.003	0.002	-0.001
30	19	0.005	0.004	-0.001
30	20	0.004	0.004	0.000
51	21	0.005	0.004	-0.001
51	22	0.001	0.001	0.000
51	23	0.003	0.002	-0.001
51	24	0.001	-0.001	-0.002
51	25	0.004	0.003	0.000
50	26	0.003	0.002	-0.001
50	27	0.001	0.000	-0.001
50	28	0.004	0.004	0.000
50	29	0.005	0.004	-0.001
50	30	0.005	0.005	-0.001
0	31	0.002	0.002	0.000
0	32	0.004	0.004	0.000
0	33	0.004	0.004	0.000
Max		0.005	0.005	0.000
Average		0.003	0.003	-0.001
Min		0.000	-0.001	-0.002
Std Dev		0.002	0.002	0.001



28.262_ACCURACY /Voltage_A		
Test Site	Dallas	
Tester	ETS-364	
Test Number	EB6938	
Max Limit	0.011	Pct
Min Limit	-0.007	Pct

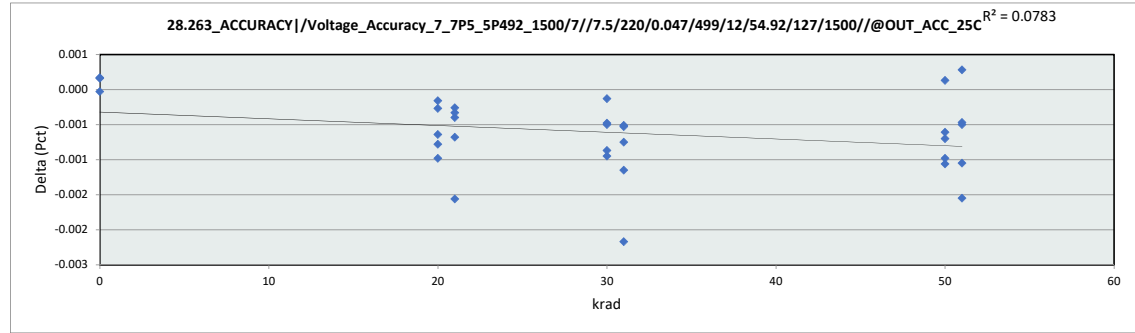
krad	0	20	21	30	31	50	51
LL	-0.007	-0.007	-0.007	-0.007	-0.007	-0.007	-0.007
Min	0.002	0.002	0.000	0.002	0.000	0.000	-0.001
Average	0.003	0.003	0.002	0.003	0.001	0.003	0.002
Max	0.004	0.004	0.003	0.004	0.003	0.005	0.005
UL	0.011	0.011	0.011	0.011	0.011	0.011	0.011



LDR Report  
TPS7H1111-SEP

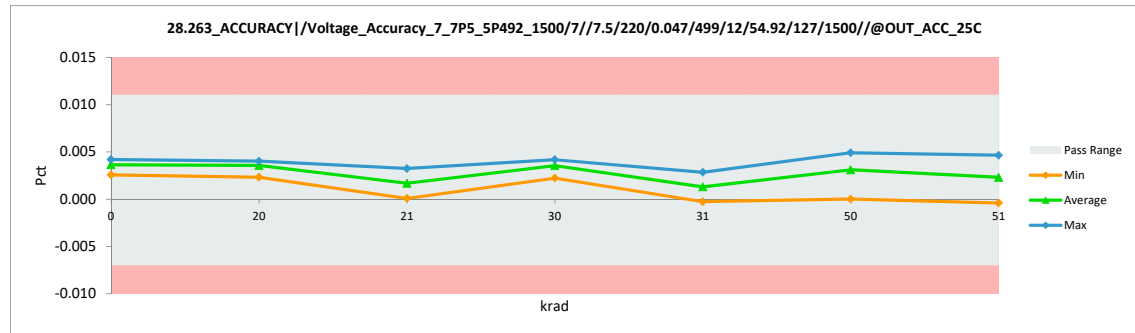
28.263_ACCURACY /Voltage_Acc		
Test Site	Dallas	Dallas
Tester	ETS-364	ETS-364
Test Number	EB6938	EB6938
Unit		Pct
Max Limit	0.011	0.011
Min Limit	-0.007	-0.007

krad	Serial #	Pre	Post	Delta
21	1	0.000	0.000	0.000
21	2	0.000	0.000	0.000
21	3	0.003	0.002	-0.001
21	4	0.005	0.003	-0.002
21	5	0.003	0.003	0.000
20	6	0.004	0.004	0.000
20	7	0.004	0.004	0.000
20	8	0.003	0.002	-0.001
20	9	0.005	0.004	-0.001
20	10	0.005	0.004	-0.001
31	11	0.000	0.000	-0.001
31	12	0.000	0.000	-0.001
31	13	0.003	0.001	-0.001
31	14	0.005	0.003	-0.002
31	15	0.003	0.003	-0.001
30	16	0.004	0.004	-0.001
30	17	0.004	0.004	0.000
30	18	0.003	0.002	-0.001
30	19	0.005	0.004	-0.001
30	20	0.005	0.004	0.000
51	21	0.005	0.005	-0.001
51	22	0.001	0.001	0.000
51	23	0.003	0.002	-0.001
51	24	0.001	0.000	-0.002
51	25	0.004	0.004	0.000
50	26	0.003	0.003	-0.001
50	27	0.001	0.000	-0.001
50	28	0.004	0.004	0.000
50	29	0.005	0.004	-0.001
50	30	0.006	0.005	-0.001
0	31	0.002	0.003	0.000
0	32	0.004	0.004	0.000
0	33	0.004	0.004	0.000
Max		0.006	0.005	0.000
Average		0.003	0.003	-0.001
Min		0.000	0.000	-0.002
Std Dev		0.002	0.002	0.001



28.263_ACCURACY /Voltage_Acc		
Test Site	Dallas	
Tester	ETS-364	
Test Number	EB6938	
Max Limit	0.011	Pct
Min Limit	-0.007	Pct

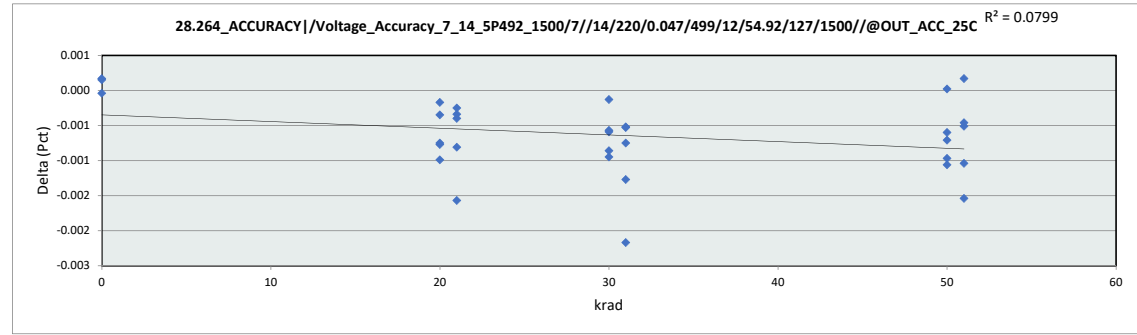
krad	0	20	21	30	31	50	51
LL	-0.007	-0.007	-0.007	-0.007	-0.007	-0.007	-0.007
Min	0.003	0.002	0.000	0.002	0.000	0.000	0.000
Average	0.004	0.004	0.002	0.004	0.001	0.003	0.002
Max	0.004	0.004	0.003	0.004	0.003	0.005	0.005
UL	0.011	0.011	0.011	0.011	0.011	0.011	0.011



LDR Report  
TPS7H1111-SEP

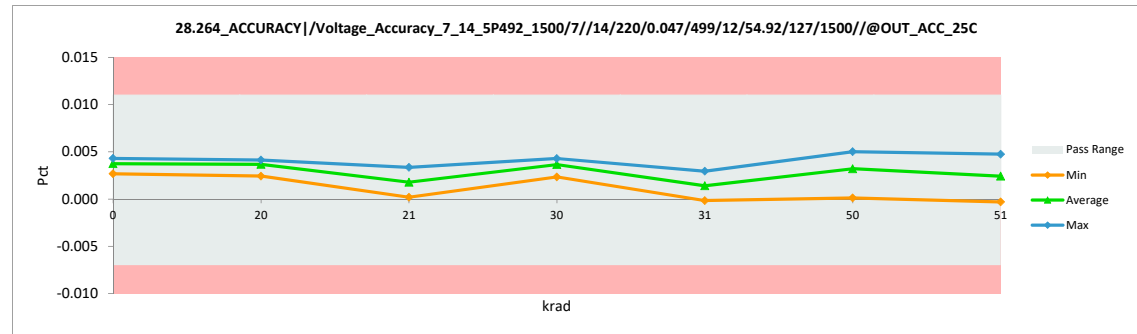
28.264_ACCURACY /Voltage_Acc		
Test Site	Dallas	Dallas
Tester	ETS-364	ETS-364
Test Number	EB6938	EB6938
Unit		Pct
Max Limit	0.011	0.011
Min Limit	-0.007	-0.007

krad	Serial #	Pre	Post	Delta
21	1	0.001	0.000	0.000
21	2	0.001	0.000	0.000
21	3	0.003	0.002	-0.001
21	4	0.005	0.003	-0.002
21	5	0.003	0.003	0.000
20	6	0.004	0.004	0.000
20	7	0.004	0.004	0.000
20	8	0.003	0.002	-0.001
20	9	0.005	0.004	-0.001
20	10	0.005	0.004	-0.001
31	11	0.001	0.000	-0.001
31	12	0.001	0.000	-0.001
31	13	0.003	0.002	-0.001
31	14	0.005	0.003	-0.002
31	15	0.003	0.003	-0.001
30	16	0.004	0.004	-0.001
30	17	0.004	0.004	0.000
30	18	0.003	0.002	-0.001
30	19	0.005	0.004	-0.001
30	20	0.005	0.004	-0.001
51	21	0.005	0.005	-0.001
51	22	0.001	0.001	0.000
51	23	0.004	0.003	-0.001
51	24	0.001	0.000	-0.002
51	25	0.004	0.004	0.000
50	26	0.003	0.003	-0.001
50	27	0.001	0.000	-0.001
50	28	0.004	0.004	0.000
50	29	0.005	0.004	-0.001
50	30	0.006	0.005	-0.001
0	31	0.003	0.003	0.000
0	32	0.004	0.004	0.000
0	33	0.004	0.004	0.000
Max		0.006	0.005	0.000
Average		0.003	0.003	-0.001
Min		0.001	0.000	-0.002
Std Dev		0.002	0.002	0.001



28.264_ACCURACY /Voltage_A		
Test Site	Dallas	
Tester	ETS-364	
Test Number	EB6938	
Max Limit	0.011	Pct
Min Limit	-0.007	Pct

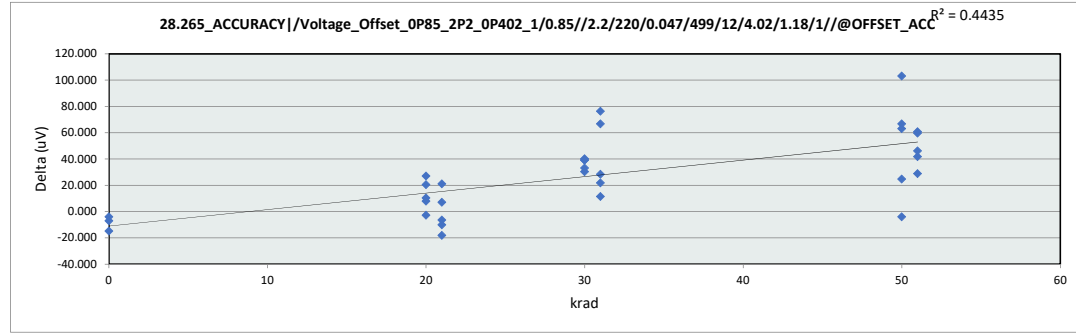
krad	0	20	21	30	31	50	51
LL	-0.007	-0.007	-0.007	-0.007	-0.007	-0.007	-0.007
Min	0.003	0.002	0.000	0.002	0.000	0.000	0.000
Average	0.004	0.004	0.002	0.004	0.001	0.003	0.002
Max	0.004	0.004	0.003	0.004	0.003	0.005	0.005
UL	0.011	0.011	0.011	0.011	0.011	0.011	0.011



LDR Report  
TPS7H1111-SEP

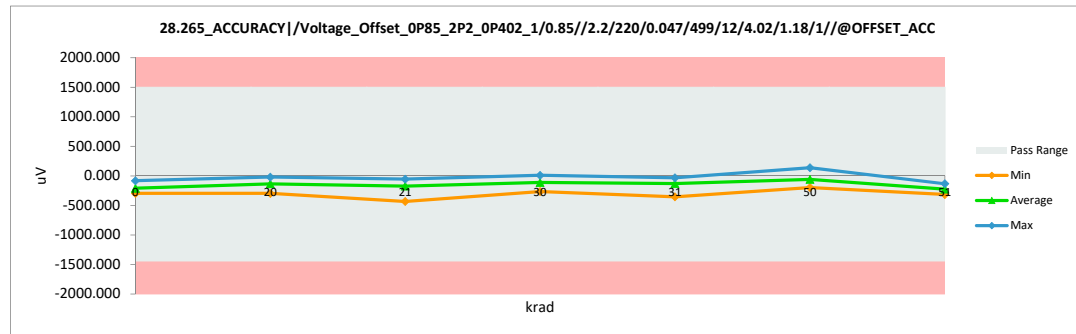
28.265_ACCURACY /Voltage_Offset		
Test Site	Dallas	Dallas
Tester	ETS-364	ETS-364
Test Number	EB6938	EB6938
Unit	uV	uV
Max Limit	1500	1500
Min Limit	-1450	-1450

krad	Serial #	Pre	Post	Delta
21	1	-245.167	-224.087	21.080
21	2	-63.616	-56.525	7.091
21	3	-422.513	-432.532	-10.019
21	4	-45.303	-63.448	-18.145
21	5	-87.544	-93.892	-6.348
20	6	-62.835	-35.802	27.033
20	7	-137.852	-140.598	-2.746
20	8	-207.771	-187.312	20.459
20	9	-305.867	-297.855	8.012
20	10	-30.927	-20.526	10.401
31	11	-245.167	-168.844	76.323
31	12	-63.616	-35.159	28.457
31	13	-422.513	-355.703	66.810
31	14	-45.303	-33.763	11.540
31	15	-87.544	-65.735	21.809
30	16	-62.835	-23.557	39.278
30	17	-137.852	-104.661	33.191
30	18	-207.771	-177.464	30.307
30	19	-305.867	-265.661	40.206
30	20	-30.927	8.252	39.179
51	21	-249.179	-188.389	60.790
51	22	-265.708	-206.056	59.652
51	23	-314.705	-285.752	28.953
51	24	-362.313	-316.176	46.137
51	25	-175.761	-133.976	41.785
50	26	-301.637	-198.495	103.142
50	27	-194.284	-169.516	24.768
50	28	-18.596	-22.610	-4.014
50	29	70.502	137.232	66.730
50	30	-103.579	-40.445	63.134
0	31	-292.946	-296.932	-3.986
0	32	-237.830	-252.610	-14.780
0	33	-76.747	-83.718	-6.971
Max		70.502	137.232	103.142
Average		-173.987	-146.434	27.553
Min		-422.513	-432.532	-18.145
Std Dev		126.740	123.996	29.378



28.265_ACCURACY /Voltage_Offset		
Test Site	Dallas	
Tester	ETS-364	
Test Number	EB6938	
Max Limit	1500	uV
Min Limit	-1450	uV

krad	0	20	21	30	31	50	51
LL	-1450.000	-1450.000	-1450.000	-1450.000	-1450.000	-1450.000	-1450.000
Min	-296.932	-297.855	-432.532	-265.661	-355.703	-198.495	-316.176
Average	-211.087	-136.419	-174.097	-112.618	-131.841	-58.767	-226.070
Max	-83.718	-20.526	-56.525	8.252	-33.763	137.232	-133.976
UL	1500.000	1500.000	1500.000	1500.000	1500.000	1500.000	1500.000

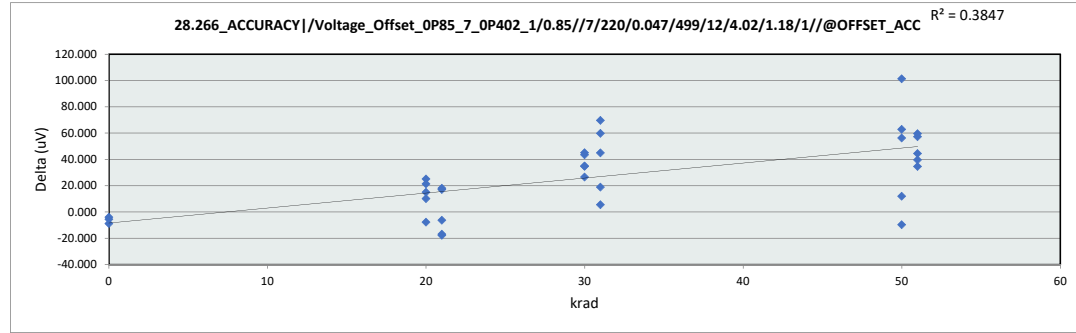




LDR Report  
TPS7H1111-SEP

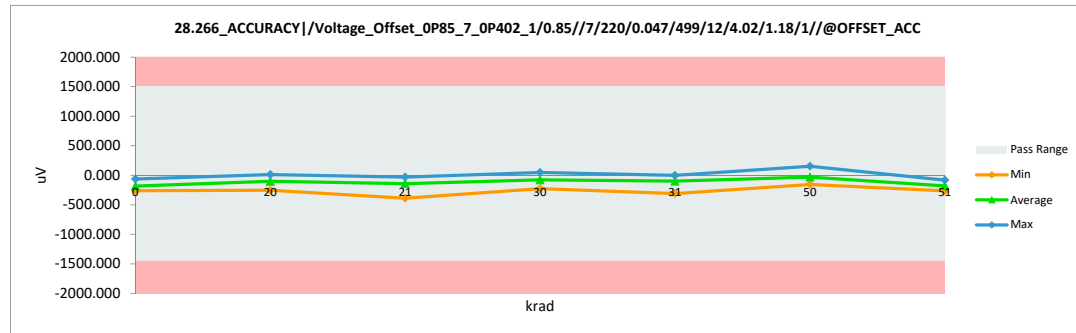
28.266_ACCURACY /Voltage_Offset		
Test Site	Dallas	Dallas
Tester	ETS-364	ETS-364
Test Number	EB6938	EB6938
Unit	uV	uV
Max Limit	1500	1500
Min Limit	-1450	-1450

krad	Serial #	Pre	Post	Delta
21	1	-208.043	-189.997	18.046
21	2	-48.567	-31.513	17.054
21	3	-370.553	-388.353	-17.800
21	4	-16.625	-33.517	-16.892
21	5	-61.366	-67.697	-6.331
20	6	-17.578	7.449	25.027
20	7	-101.291	-109.051	-7.760
20	8	-194.260	-172.991	21.269
20	9	-270.796	-255.875	14.921
20	10	1.280	11.431	10.151
31	11	-208.043	-138.478	69.565
31	12	-48.567	-3.602	44.965
31	13	-370.553	-310.738	59.815
31	14	-16.625	-11.197	5.428
31	15	-61.366	-42.491	18.875
30	16	-17.578	17.329	34.907
30	17	-101.291	-66.660	34.631
30	18	-194.260	-167.792	26.468
30	19	-270.796	-227.308	43.488
30	20	1.280	46.259	44.979
51	21	-211.886	-154.738	57.148
51	22	-214.228	-154.765	59.463
51	23	-284.171	-249.654	34.517
51	24	-310.510	-266.063	44.447
51	25	-121.096	-81.488	39.608
50	26	-256.455	-155.179	101.276
50	27	-165.159	-153.293	11.866
50	28	25.485	15.785	-9.700
50	29	97.896	154.154	56.258
50	30	-84.613	-21.814	62.799
0	31	-257.750	-263.378	-5.628
0	32	-208.519	-217.451	-8.932
0	33	-60.688	-64.683	-3.995
Max	97.896	154.154	101.276	
Average	-140.221	-113.556	26.665	
Min	-370.553	-388.353	-17.800	
Std Dev	121.845	119.961	28.714	



28.266_ACCURACY /Voltage_Offset		
Test Site	Dallas	
Tester	ETS-364	
Test Number	EB6938	
Max Limit	1500	uV
Min Limit	-1450	uV

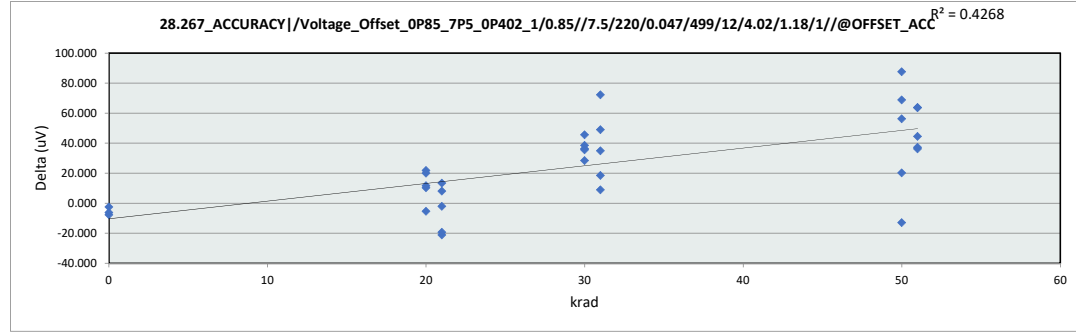
krad	0	20	21	30	31	50	51
LL	-1450.000	-1450.000	-1450.000	-1450.000	-1450.000	-1450.000	-1450.000
Min	-263.378	-255.875	-388.353	-227.308	-310.738	-155.179	-266.063
Average	-181.837	-103.807	-142.215	-79.634	-101.301	-32.069	-181.342
Max	-64.683	11.431	-31.513	46.259	-3.602	154.154	-81.488
UL	1500.000	1500.000	1500.000	1500.000	1500.000	1500.000	1500.000



LDR Report  
TPS7H1111-SEP

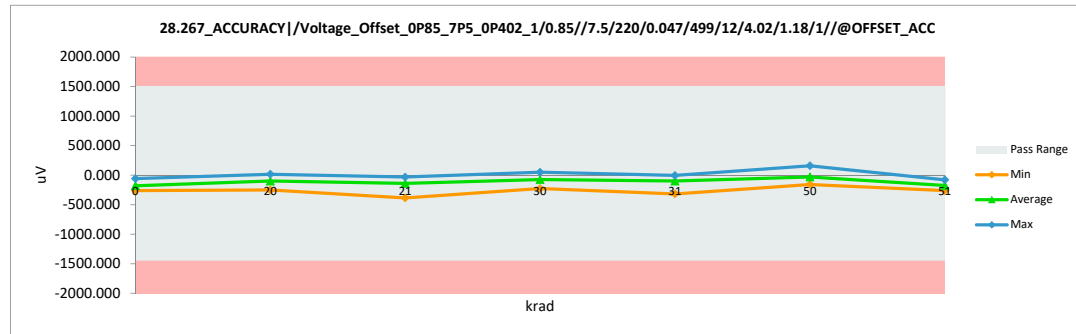
28.267_ACCURACY /Voltage_Offset		
Test Site	Dallas	Dallas
Tester	ETS-364	ETS-364
Test Number	EB6938	EB6938
Unit	uV	uV
Max Limit	1500	1500
Min Limit	-1450	-1450

krad	Serial #	Pre	Post	Delta
21	1	-204.907	-191.528	13.379
21	2	-41.439	-33.469	7.970
21	3	-367.790	-387.166	-19.376
21	4	-17.394	-38.525	-21.131
21	5	-57.808	-59.889	-2.081
20	6	-15.664	6.083	21.747
20	7	-97.649	-103.024	-5.375
20	8	-190.005	-170.019	19.986
20	9	-263.073	-252.824	10.249
20	10	2.241	13.894	11.653
31	11	-204.907	-132.711	72.196
31	12	-41.439	-6.574	34.865
31	13	-367.790	-318.795	48.995
31	14	-17.394	-8.480	8.914
31	15	-57.808	-39.352	18.456
30	16	-15.664	20.555	36.219
30	17	-97.649	-59.192	38.457
30	18	-190.005	-161.600	28.405
30	19	-263.073	-227.568	35.505
30	20	2.241	47.784	45.543
51	21	-207.636	-144.048	63.588
51	22	-216.835	-153.066	63.769
51	23	-281.791	-245.665	36.126
51	24	-307.529	-263.092	44.437
51	25	-117.692	-80.466	37.226
50	26	-246.783	-159.256	87.527
50	27	-170.077	-149.888	20.189
50	28	25.606	12.650	-12.956
50	29	101.112	157.300	56.188
50	30	-87.409	-18.601	68.808
0	31	-256.224	-263.977	-7.753
0	32	-212.672	-218.885	-6.213
0	33	-57.884	-60.429	-2.545
Max	101.112	157.300	87.527	
Average	-137.660	-111.813	25.847	
Min	-367.790	-387.166	-21.131	
Std Dev	121.270	120.343	28.148	



28.267_ACCURACY /Voltage_Offset		
Test Site	Dallas	
Tester	ETS-364	
Test Number	EB6938	
Max Limit	1500	uV
Min Limit	-1450	uV

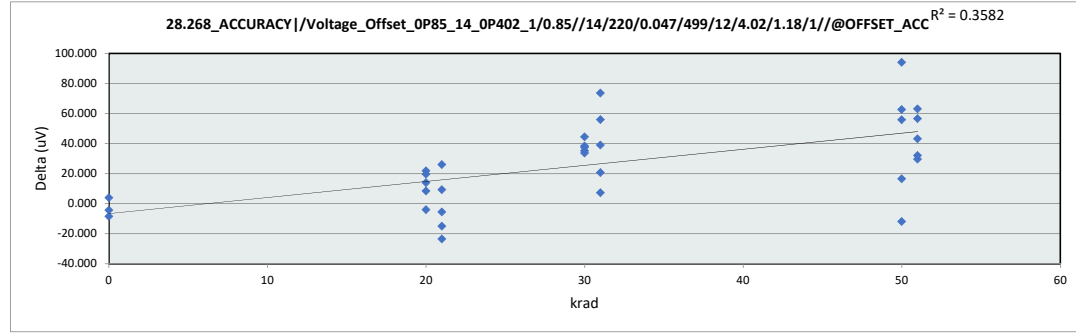
krad	0	20	21	30	31	50	51
LL	-1450.000	-1450.000	-1450.000	-1450.000	-1450.000	-1450.000	-1450.000
Min	-263.977	-252.824	-387.166	-227.568	-318.795	-159.256	-263.092
Average	-181.097	-101.178	-142.115	-76.004	-101.182	-31.559	-177.267
Max	-60.429	13.894	-33.469	47.784	-6.574	157.300	-80.466
UL	1500.000	1500.000	1500.000	1500.000	1500.000	1500.000	1500.000



LDR Report  
TPS7H1111-SEP

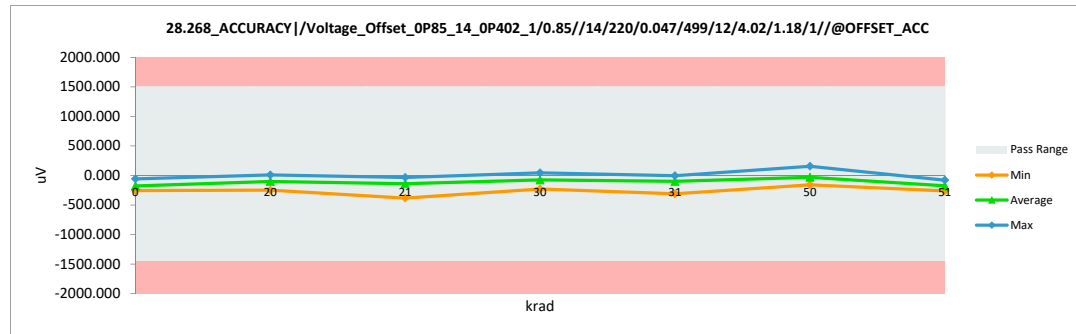
28.268_ACCURACY /Voltage_Offset		
Test Site	Dallas	Dallas
Tester	ETS-364	ETS-364
Test Number	EB6938	EB6938
Unit	uV	uV
Max Limit	1500	1500
Min Limit	-1450	-1450

krad	Serial #	Pre	Post	Delta
21	1	-216.112	-190.176	25.936
21	2	-44.316	-35.089	9.227
21	3	-368.325	-383.347	-15.022
21	4	-14.597	-38.189	-23.592
21	5	-57.878	-63.376	-5.498
20	6	-15.613	6.251	21.864
20	7	-98.924	-102.949	-4.025
20	8	-193.734	-174.101	19.633
20	9	-263.657	-249.694	13.963
20	10	-0.082	8.288	8.370
31	11	-216.112	-142.546	73.566
31	12	-44.316	-5.379	38.937
31	13	-368.325	-312.433	55.892
31	14	-14.597	-7.378	7.219
31	15	-57.878	-37.232	20.646
30	16	-15.613	21.914	37.527
30	17	-98.924	-60.637	38.287
30	18	-193.734	-158.630	35.104
30	19	-263.657	-230.026	33.631
30	20	-0.082	44.307	44.389
51	21	-207.457	-144.383	63.074
51	22	-208.625	-152.120	56.505
51	23	-276.543	-246.923	29.620
51	24	-305.140	-261.983	43.157
51	25	-112.006	-79.960	32.046
50	26	-251.447	-157.382	94.065
50	27	-164.729	-148.261	16.468
50	28	26.162	14.268	-11.894
50	29	100.935	156.716	55.781
50	30	-84.265	-21.645	62.620
0	31	-260.727	-256.839	3.888
0	32	-208.431	-216.937	-8.506
0	33	-53.982	-58.383	-4.401
	Max	100.935	156.716	94.065
	Average	-137.962	-111.644	26.317
	Min	-368.325	-383.347	-23.592
	Std Dev	121.605	119.094	27.915



28.268_ACCURACY /Voltage_Offset		
Test Site	Dallas	
Tester	ETS-364	
Test Number	EB6938	
Max Limit	1500	uV
Min Limit	-1450	uV

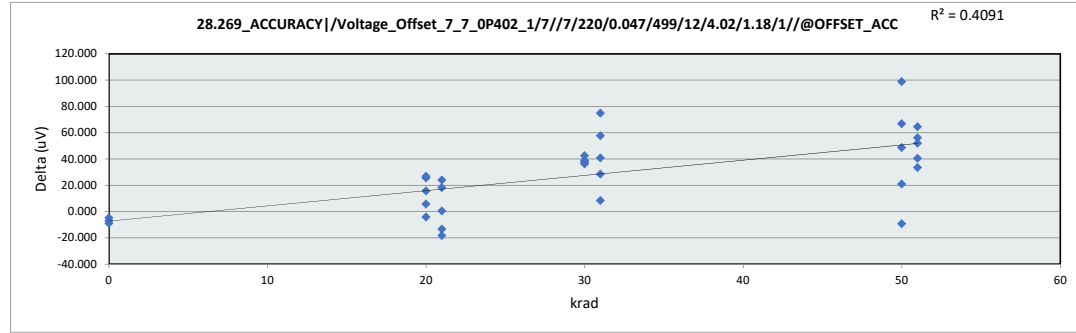
krad	0	20	21	30	31	50	51
LL	-1450.000	-1450.000	-1450.000	-1450.000	-1450.000	-1450.000	-1450.000
Min	-256.839	-249.694	-383.347	-230.026	-312.433	-157.382	-261.983
Average	-177.386	-102.441	-142.035	-76.614	-100.994	-31.261	-177.074
Max	-58.383	8.288	-35.089	44.307	-5.379	156.716	-79.960
UL	1500.000	1500.000	1500.000	1500.000	1500.000	1500.000	1500.000



LDR Report  
TPS7H1111-SEP

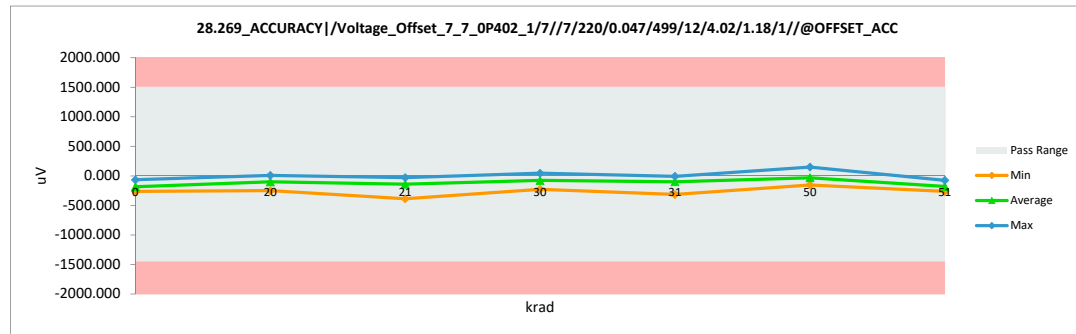
28.269_ACCURACY /Voltage_Offset		
Test Site	Dallas	Dallas
Tester	ETS-364	ETS-364
Test Number	EB6938	EB6938
Unit	uV	uV
Max Limit	1500	1500
Min Limit	-1450	-1450

krad	Serial #	Pre	Post	Delta
21	1	-211.351	-187.287	24.064
21	2	-49.242	-30.926	18.316
21	3	-373.893	-387.250	-13.357
21	4	-17.487	-35.726	-18.239
21	5	-64.424	-63.884	0.540
20	6	-20.333	5.236	25.569
20	7	-99.941	-104.047	-4.106
20	8	-195.262	-168.416	26.846
20	9	-266.634	-250.880	15.754
20	10	1.820	7.613	5.793
31	11	-211.351	-136.447	74.904
31	12	-49.242	-8.436	40.806
31	13	-373.893	-316.165	57.728
31	14	-17.487	-9.079	8.408
31	15	-64.424	-35.872	28.552
30	16	-20.333	18.010	38.343
30	17	-99.941	-63.178	36.763
30	18	-195.262	-158.881	36.381
30	19	-266.634	-227.652	38.982
30	20	1.820	44.307	42.487
51	21	-209.674	-145.152	64.522
51	22	-211.818	-155.690	56.128
51	23	-285.107	-251.593	33.514
51	24	-317.121	-265.044	52.077
51	25	-116.676	-76.142	40.534
50	26	-254.084	-155.176	98.908
50	27	-170.159	-149.199	20.960
50	28	23.740	14.529	-9.211
50	29	101.195	149.916	48.721
50	30	-90.204	-23.349	66.855
0	31	-260.049	-264.739	-4.690
0	32	-213.525	-220.579	-7.054
0	33	-58.219	-67.212	-8.993
	Max	101.195	149.916	98.908
	Average	-141.067	-112.678	28.388
	Min	-373.893	-387.250	-18.239
	Std Dev	122.297	119.300	28.264



28.269_ACCURACY /Voltage_Offset		
Test Site	Dallas	
Tester	ETS-364	
Test Number	EB6938	
Max Limit	1500	uV
Min Limit	-1450	uV

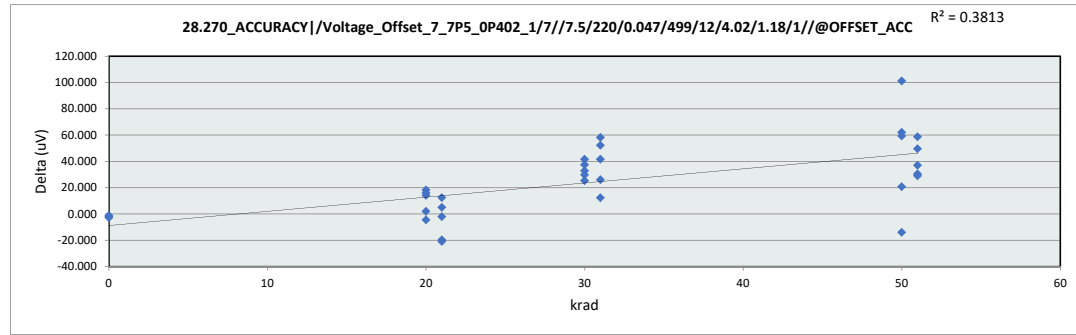
krad	0	20	21	30	31	50	51
LL	-1450.000	-1450.000	-1450.000	-1450.000	-1450.000	-1450.000	-1450.000
Min	-264.739	-250.880	-387.250	-227.652	-316.165	-155.176	-265.044
Average	-184.177	-102.099	-141.015	-77.479	-101.200	-32.656	-178.724
Max	-67.212	7.613	-30.926	44.307	-8.436	149.916	-76.142
UL	1500.000	1500.000	1500.000	1500.000	1500.000	1500.000	1500.000



LDR Report  
TPS7H1111-SEP

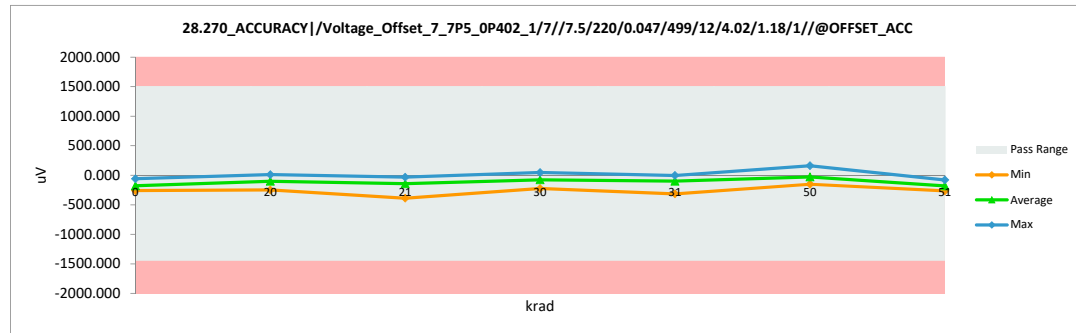
28.270_ACCURACY /Voltage_Offset		
Test Site	Dallas	Dallas
Tester	ETS-364	ETS-364
Test Number	EB6938	EB6938
Unit	µV	µV
Max Limit	1500	1500
Min Limit	-1450	-1450

krad	Serial #	Pre	Post	Delta
21	1	-201.759	-196.803	4.956
21	2	-45.840	-33.478	12.362
21	3	-368.386	-389.296	-20.910
21	4	-18.336	-38.017	-19.681
21	5	-61.528	-63.552	-2.024
20	6	-11.346	6.852	18.198
20	7	-98.667	-103.123	-4.456
20	8	-190.091	-175.966	14.125
20	9	-266.460	-250.459	16.001
20	10	7.662	9.650	1.988
31	11	-201.759	-143.570	58.189
31	12	-45.840	-4.281	41.559
31	13	-368.386	-316.168	52.218
31	14	-18.336	-6.108	12.228
31	15	-61.528	-35.532	25.996
30	16	-11.346	18.348	29.694
30	17	-98.667	-65.896	32.771
30	18	-190.091	-164.738	25.353
30	19	-266.460	-224.853	41.607
30	20	7.662	45.072	37.410
51	21	-202.957	-144.283	58.674
51	22	-205.299	-155.766	49.533
51	23	-282.057	-251.588	30.469
51	24	-303.617	-266.640	36.977
51	25	-109.458	-80.468	28.990
50	26	-252.885	-151.776	101.109
50	27	-168.793	-148.098	20.695
50	28	29.837	15.794	-14.043
50	29	100.087	162.144	62.057
50	30	-80.951	-21.638	59.313
0	31	-258.178	-260.316	-2.138
0	32	-215.214	-218.035	-2.821
0	33	-58.980	-60.250	-1.270
	Max	100.087	162.144	101.109
	Average	-136.908	-112.510	24.398
	Min	-368.386	-389.296	-20.910
	Std Dev	121.740	120.777	27.290



28.270_ACCURACY /Voltage_Offset		
Test Site	Dallas	
Tester	ETS-364	
Test Number	EB6938	
Max Limit	1500	µV
Min Limit	-1450	µV

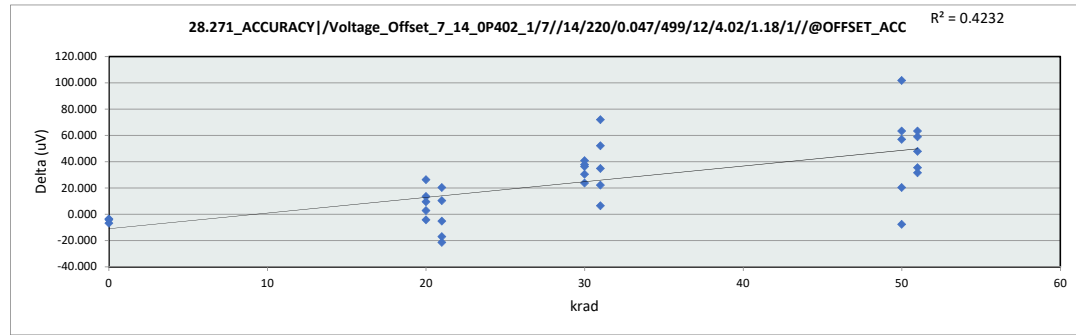
krad	0	20	21	30	31	50	51
LL	-1450.000	-1450.000	-1450.000	-1450.000	-1450.000	-1450.000	-1450.000
Min	-260.316	-250.459	-389.296	-224.853	-316.168	-151.776	-266.640
Average	-179.534	-102.609	-144.229	-78.413	-101.132	-28.715	-179.749
Max	-60.250	9.650	-33.478	45.072	-4.281	162.144	-80.468
UL	1500.000	1500.000	1500.000	1500.000	1500.000	1500.000	1500.000



LDR Report  
TPS7H1111-SEP

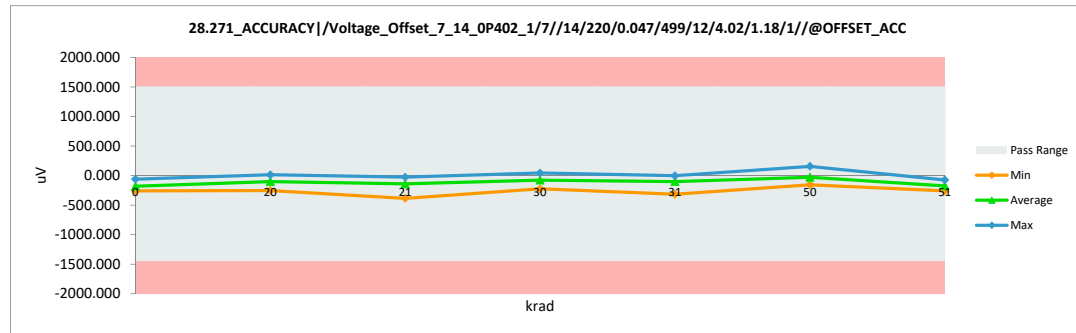
28.271_ACCURACY /Voltage_Offset		
Test Site	Dallas	Dallas
Tester	ETS-364	ETS-364
Test Number	EB6938	EB6938
Unit	uV	uV
Max Limit	1500	1500
Min Limit	-1450	-1450

krad	Serial #	Pre	Post	Delta
21	1	-210.148	-189.842	20.306
21	2	-37.605	-27.284	10.321
21	3	-369.653	-386.746	-17.093
21	4	-17.653	-39.130	-21.477
21	5	-60.764	-66.014	-5.250
20	6	-13.705	12.523	26.228
20	7	-100.456	-104.740	-4.284
20	8	-187.784	-174.275	13.509
20	9	-263.058	-253.516	9.542
20	10	5.969	8.795	2.826
31	11	-210.148	-138.222	71.926
31	12	-37.605	-2.836	34.769
31	13	-369.653	-317.609	52.044
31	14	-17.653	-11.198	6.455
31	15	-60.764	-38.676	22.088
30	16	-13.705	16.737	30.442
30	17	-100.456	-59.699	40.757
30	18	-187.784	-164.059	23.725
30	19	-263.058	-225.279	37.779
30	20	5.969	42.269	36.300
51	21	-206.773	-143.428	63.345
51	22	-209.628	-150.764	58.864
51	23	-279.759	-248.279	31.480
51	24	-308.533	-260.694	47.839
51	25	-110.975	-75.531	35.444
50	26	-256.267	-154.565	101.702
50	27	-165.649	-145.291	20.358
50	28	22.624	14.949	-7.675
50	29	98.470	155.443	56.973
50	30	-78.315	-15.017	63.298
0	31	-256.835	-260.991	-4.156
0	32	-213.596	-217.171	-3.575
0	33	-54.473	-61.350	-6.877
	Max	98.470	155.443	101.702
	Average	-137.255	-111.560	25.695
	Min	-369.653	-386.746	-21.477
	Std Dev	122.065	119.838	28.601



28.271_ACCURACY /Voltage_Offset		
Test Site	Dallas	
Tester	ETS-364	
Test Number	EB6938	
Max Limit	1500	uV
Min Limit	-1450	uV

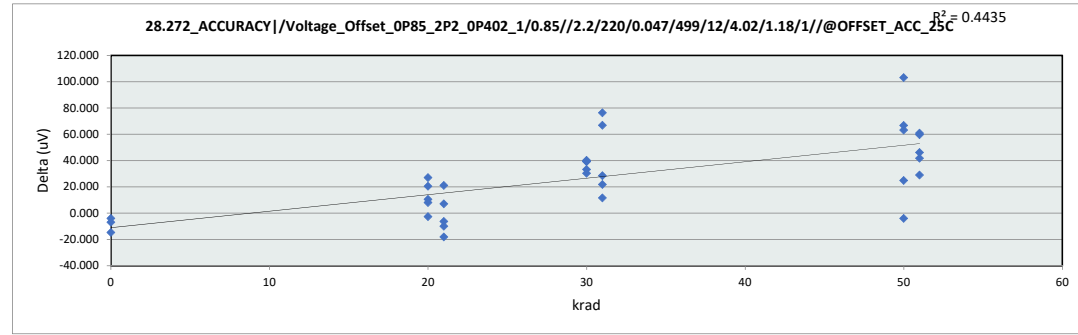
krad	0	20	21	30	31	50	51
LL	-1450.000	-1450.000	-1450.000	-1450.000	-1450.000	-1450.000	-1450.000
Min	-260.991	-253.516	-386.746	-225.279	-317.609	-154.565	-260.694
Average	-179.837	-102.243	-141.803	-78.006	-101.708	-28.896	-175.739
Max	-61.350	12.523	-27.284	42.269	-2.836	155.443	-75.531
UL	1500.000	1500.000	1500.000	1500.000	1500.000	1500.000	1500.000



LDR Report  
TPS7H1111-SEP

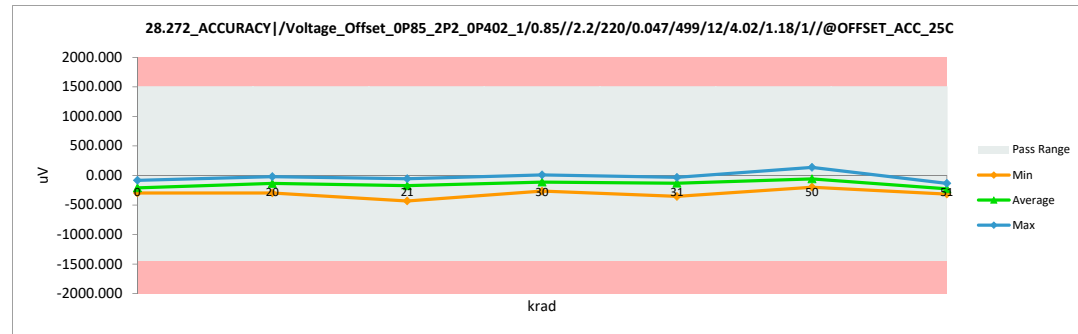
28.272_ACCURACY /Voltage_Offset		
Test Site	Dallas	Dallas
Tester	ETS-364	ETS-364
Test Number	EB6938	EB6938
Unit	uV	uV
Max Limit	1500	1500
Min Limit	-1450	-1450

krad	Serial #	Pre	Post	Delta
21	1	-245.167	-224.087	21.080
21	2	-63.616	-56.525	7.091
21	3	-422.513	-432.532	-10.019
21	4	-45.303	-63.448	-18.145
21	5	-87.544	-93.892	-6.348
20	6	-62.835	-35.802	27.033
20	7	-137.852	-140.598	-2.746
20	8	-207.771	-187.312	20.459
20	9	-305.867	-297.855	8.012
20	10	-30.927	-20.526	10.401
31	11	-245.167	-168.844	76.323
31	12	-63.616	-35.159	28.457
31	13	-422.513	-355.703	66.810
31	14	-45.303	-33.763	11.540
31	15	-87.544	-65.735	21.809
30	16	-62.835	-23.557	39.278
30	17	-137.852	-104.661	33.191
30	18	-207.771	-177.464	30.307
30	19	-305.867	-265.661	40.206
30	20	-30.927	8.252	39.179
51	21	-249.179	-188.389	60.790
51	22	-265.708	-206.056	59.652
51	23	-314.705	-285.752	28.953
51	24	-362.313	-316.176	46.137
51	25	-175.761	-133.976	41.785
50	26	-301.637	-198.495	103.142
50	27	-194.284	-169.516	24.768
50	28	-18.596	-22.610	-4.014
50	29	70.502	137.232	66.730
50	30	-103.579	-40.445	63.134
0	31	-292.946	-296.932	-3.986
0	32	-237.830	-252.610	-14.780
0	33	-76.747	-83.718	-6.971
Max		70.502	137.232	103.142
Average		-173.987	-146.434	27.553
Min		-422.513	-432.532	-18.145
Std Dev		126.740	123.996	29.378



28.272_ACCURACY /Voltage_Offset		
Test Site	Dallas	
Tester	ETS-364	
Test Number	EB6938	
Max Limit	1500	uV
Min Limit	-1450	uV

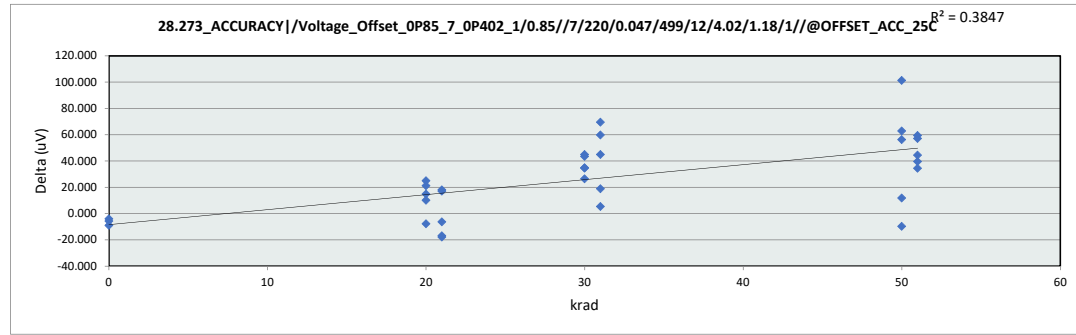
krad	0	20	21	30	31	50	51
LL	-1450.000	-1450.000	-1450.000	-1450.000	-1450.000	-1450.000	-1450.000
Min	-296.932	-297.855	-432.532	-265.661	-355.703	-198.495	-316.176
Average	-211.087	-136.419	-174.097	-112.618	-131.841	-58.767	-226.070
Max	-83.718	-20.526	-56.525	8.252	-33.763	137.232	-133.976
UL	1500.000	1500.000	1500.000	1500.000	1500.000	1500.000	1500.000



LDR Report  
TPS7H1111-SEP

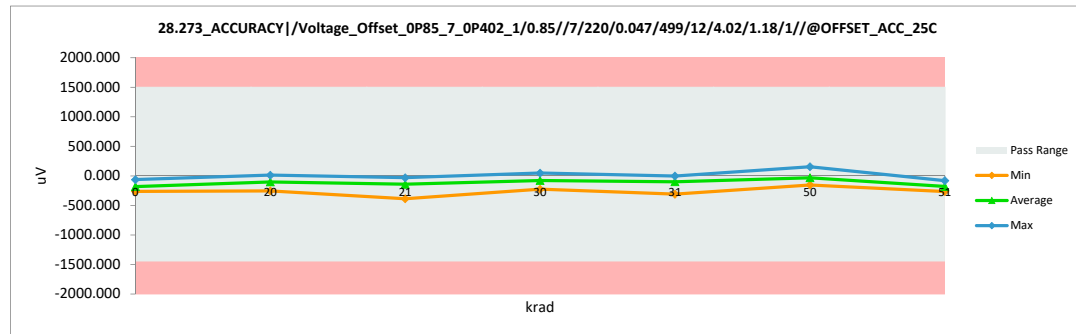
28.273_ACCURACY /Voltage_Offset		
Test Site	Dallas	Dallas
Tester	ETS-364	ETS-364
Test Number	EB6938	EB6938
Unit	uV	uV
Max Limit	1500	1500
Min Limit	-1450	-1450

krad	Serial #	Pre	Post	Delta
21	1	-208.043	-189.997	18.046
21	2	-48.567	-31.513	17.054
21	3	-370.553	-388.353	-17.800
21	4	-16.625	-33.517	-16.892
21	5	-61.366	-67.697	-6.331
20	6	-17.578	7.449	25.027
20	7	-101.291	-109.051	-7.760
20	8	-194.260	-172.991	21.269
20	9	-270.796	-255.875	14.921
20	10	1.280	11.431	10.151
31	11	-208.043	-138.478	69.565
31	12	-48.567	-3.602	44.965
31	13	-370.553	-310.738	59.815
31	14	-16.625	-11.197	5.428
31	15	-61.366	-42.491	18.875
30	16	-17.578	17.329	34.907
30	17	-101.291	-66.660	34.631
30	18	-194.260	-167.792	26.468
30	19	-270.796	-227.308	43.488
30	20	1.280	46.259	44.979
51	21	-211.886	-154.738	57.148
51	22	-214.228	-154.765	59.463
51	23	-284.171	-249.654	34.517
51	24	-310.510	-266.063	44.447
51	25	-121.096	-81.488	39.608
50	26	-256.455	-155.179	101.276
50	27	-165.159	-153.293	11.866
50	28	25.485	15.785	-9.700
50	29	97.896	154.154	56.258
50	30	-84.613	-21.814	62.799
0	31	-257.750	-263.378	-5.628
0	32	-208.519	-217.451	-8.932
0	33	-60.688	-64.683	-3.995
Max	97.896	154.154	101.276	
Average	-140.221	-113.556	26.665	
Min	-370.553	-388.353	-17.800	
Std Dev	121.845	119.961	28.714	



28.273_ACCURACY /Voltage_Offset		
Test Site	Dallas	
Tester	ETS-364	
Test Number	EB6938	
Max Limit	1500	uV
Min Limit	-1450	uV

krad	0	20	21	30	31	50	51
LL	-1450.000	-1450.000	-1450.000	-1450.000	-1450.000	-1450.000	-1450.000
Min	-263.378	-255.875	-388.353	-227.308	-310.738	-155.179	-266.063
Average	-181.837	-103.807	-142.215	-79.634	-101.301	-32.069	-181.342
Max	-64.683	11.431	-31.513	46.259	-3.602	154.154	-81.488
UL	1500.000	1500.000	1500.000	1500.000	1500.000	1500.000	1500.000

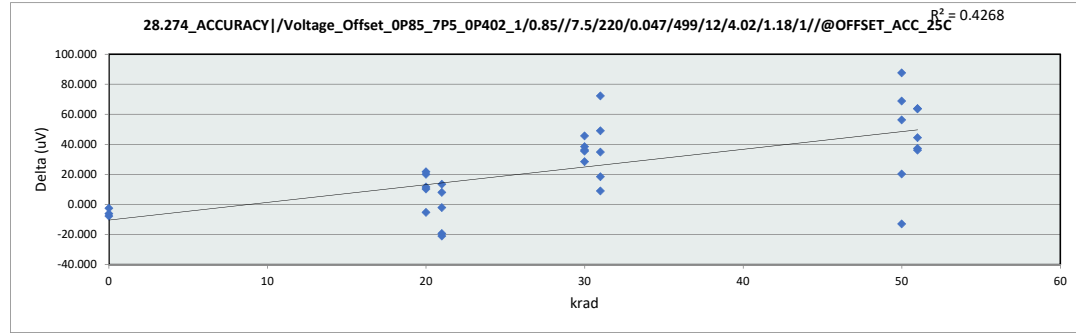




LDR Report  
TPS7H1111-SEP

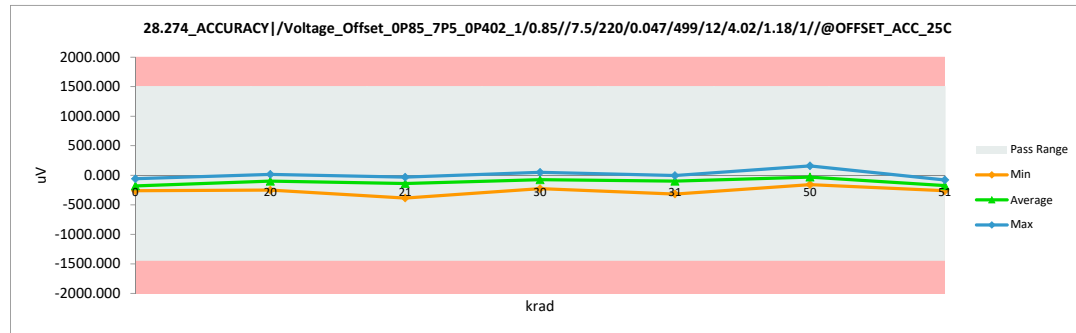
28.274_ACCURACY /Voltage_Offset		
Test Site	Dallas	Dallas
Tester	ETS-364	ETS-364
Test Number	EB6938	EB6938
Unit	uV	uV
Max Limit	1500	1500
Min Limit	-1450	-1450

krad	Serial #	Pre	Post	Delta
21	1	-204.907	-191.528	13.379
21	2	-41.439	-33.469	7.970
21	3	-367.790	-387.166	-19.376
21	4	-17.394	-38.525	-21.131
21	5	-57.808	-59.889	-2.081
20	6	-15.664	6.083	21.747
20	7	-97.649	-103.024	-5.375
20	8	-190.005	-170.019	19.986
20	9	-263.073	-252.824	10.249
20	10	2.241	13.894	11.653
31	11	-204.907	-132.711	72.196
31	12	-41.439	-6.574	34.865
31	13	-367.790	-318.795	48.995
31	14	-17.394	-8.480	8.914
31	15	-57.808	-39.352	18.456
30	16	-15.664	20.555	36.219
30	17	-97.649	-59.192	38.457
30	18	-190.005	-161.600	28.405
30	19	-263.073	-227.568	35.505
30	20	2.241	47.784	45.543
51	21	-207.636	-144.048	63.588
51	22	-216.835	-153.066	63.769
51	23	-281.791	-245.665	36.126
51	24	-307.529	-263.092	44.437
51	25	-117.692	-80.466	37.226
50	26	-246.783	-159.256	87.527
50	27	-170.077	-149.888	20.189
50	28	25.606	12.650	-12.956
50	29	101.112	157.300	56.188
50	30	-87.409	-18.601	68.808
0	31	-256.224	-263.977	-7.753
0	32	-212.672	-218.885	-6.213
0	33	-57.884	-60.429	-2.545
Max	101.112	157.300	87.527	
Average	-137.660	-111.813	25.847	
Min	-367.790	-387.166	-21.131	
Std Dev	121.270	120.343	28.148	



28.274_ACCURACY /Voltage_Offset		
Test Site	Dallas	
Tester	ETS-364	
Test Number	EB6938	
Max Limit	1500	uV
Min Limit	-1450	uV

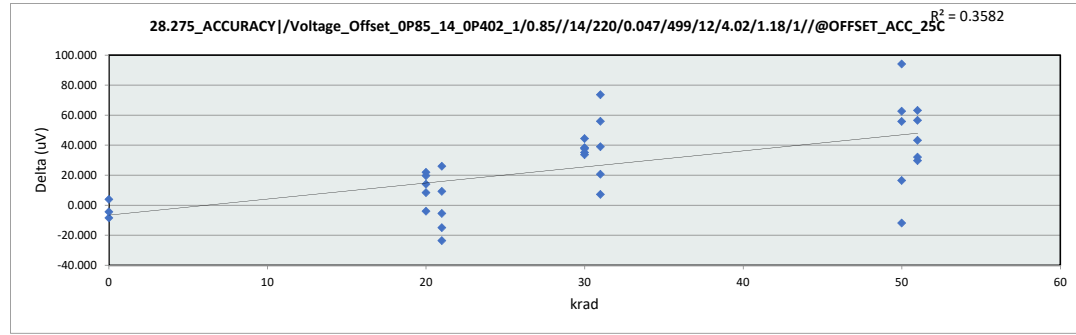
krad	0	20	21	30	31	50	51
LL	-1450.000	-1450.000	-1450.000	-1450.000	-1450.000	-1450.000	-1450.000
Min	-263.977	-252.824	-387.166	-227.568	-318.795	-159.256	-263.092
Average	-181.097	-101.178	-142.115	-76.004	-101.182	-31.559	-177.267
Max	-60.429	13.894	-33.469	47.784	-6.574	157.300	-80.466
UL	1500.000	1500.000	1500.000	1500.000	1500.000	1500.000	1500.000



LDR Report  
TPS7H1111-SEP

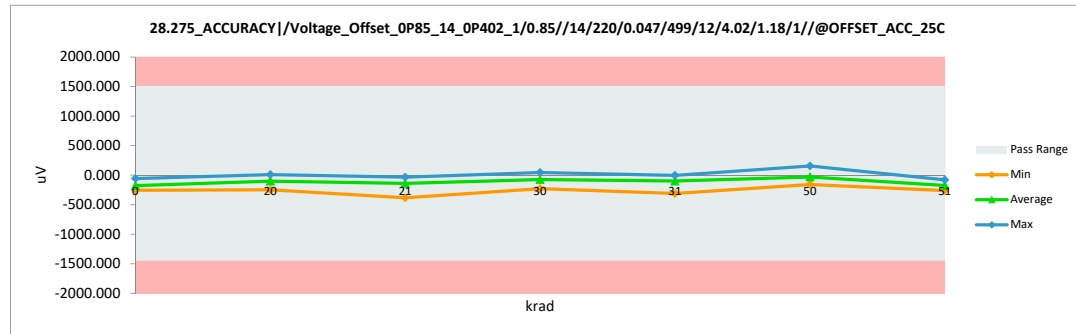
28.275_ACCURACY /Voltage_Offset		
Test Site	Dallas	Dallas
Tester	ETS-364	ETS-364
Test Number	EB6938	EB6938
Unit	uV	uV
Max Limit	1500	1500
Min Limit	-1450	-1450

krad	Serial #	Pre	Post	Delta
21	1	-216.112	-190.176	25.936
21	2	-44.316	-35.089	9.227
21	3	-368.325	-383.347	-15.022
21	4	-14.597	-38.189	-23.592
21	5	-57.878	-63.376	-5.498
20	6	-15.613	6.251	21.864
20	7	-98.924	-102.949	-4.025
20	8	-193.734	-174.101	19.633
20	9	-263.657	-249.694	13.963
20	10	-0.082	8.288	8.370
31	11	-216.112	-142.546	73.566
31	12	-44.316	-5.379	38.937
31	13	-368.325	-312.433	55.892
31	14	-14.597	-7.378	7.219
31	15	-57.878	-37.232	20.646
30	16	-15.613	21.914	37.527
30	17	-98.924	-60.637	38.287
30	18	-193.734	-158.630	35.104
30	19	-263.657	-230.026	33.631
30	20	-0.082	44.307	44.389
51	21	-207.457	-144.383	63.074
51	22	-208.625	-152.120	56.505
51	23	-276.543	-246.923	29.620
51	24	-305.140	-261.983	43.157
51	25	-112.006	-79.960	32.046
50	26	-251.447	-157.382	94.065
50	27	-164.729	-148.261	16.468
50	28	26.162	14.268	-11.894
50	29	100.935	156.716	55.781
50	30	-84.265	-21.645	62.620
0	31	-260.727	-256.839	3.888
0	32	-208.431	-216.937	-8.506
0	33	-53.982	-58.383	-4.401
	Max	100.935	156.716	94.065
	Average	-137.962	-111.644	26.317
	Min	-368.325	-383.347	-23.592
	Std Dev	121.605	119.094	27.915



28.275_ACCURACY /Voltage_Offset		
Test Site	Dallas	
Tester	ETS-364	
Test Number	EB6938	
Max Limit	1500	uV
Min Limit	-1450	uV

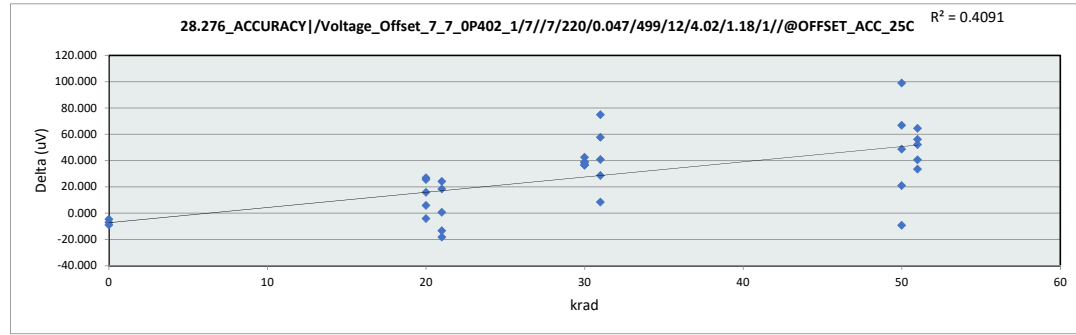
krad	0	20	21	30	31	50	51
LL	-1450.000	-1450.000	-1450.000	-1450.000	-1450.000	-1450.000	-1450.000
Min	-256.839	-249.694	-383.347	-230.026	-312.433	-157.382	-261.983
Average	-177.386	-102.441	-142.035	-76.614	-100.994	-31.261	-177.074
Max	-58.383	8.288	-35.089	44.307	-5.379	156.716	-79.960
UL	1500.000	1500.000	1500.000	1500.000	1500.000	1500.000	1500.000



LDR Report  
TPS7H1111-SEP

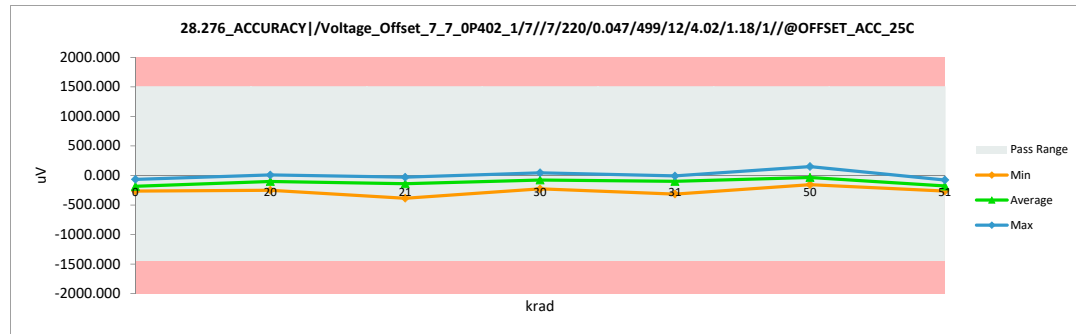
28.276_ACCURACY /Voltage_Offset		
Test Site	Dallas	Dallas
Tester	ETS-364	ETS-364
Test Number	EB6938	EB6938
Unit	uV	uV
Max Limit	1500	1500
Min Limit	-1450	-1450

krad	Serial #	Pre	Post	Delta
21	1	-211.351	-187.287	24.064
21	2	-49.242	-30.926	18.316
21	3	-373.893	-387.250	-13.357
21	4	-17.487	-35.726	-18.239
21	5	-64.424	-63.884	0.540
20	6	-20.333	5.236	25.569
20	7	-99.941	-104.047	-4.106
20	8	-195.262	-168.416	26.846
20	9	-266.634	-250.880	15.754
20	10	1.820	7.613	5.793
31	11	-211.351	-136.447	74.904
31	12	-49.242	-8.436	40.806
31	13	-373.893	-316.165	57.728
31	14	-17.487	-9.079	8.408
31	15	-64.424	-35.872	28.552
30	16	-20.333	18.010	38.343
30	17	-99.941	-63.178	36.763
30	18	-195.262	-158.881	36.381
30	19	-266.634	-227.652	38.982
30	20	1.820	44.307	42.487
51	21	-209.674	-145.152	64.522
51	22	-211.818	-155.690	56.128
51	23	-285.107	-251.593	33.514
51	24	-317.121	-265.044	52.077
51	25	-116.676	-76.142	40.534
50	26	-254.084	-155.176	98.908
50	27	-170.159	-149.199	20.960
50	28	23.740	14.529	-9.211
50	29	101.195	149.916	48.721
50	30	-90.204	-23.349	66.855
0	31	-260.049	-264.739	-4.690
0	32	-213.525	-220.579	-7.054
0	33	-58.219	-67.212	-8.993
	Max	101.195	149.916	98.908
	Average	-141.067	-112.678	28.388
	Min	-373.893	-387.250	-18.239
	Std Dev	122.297	119.300	28.264



28.276_ACCURACY /Voltage_Offset		
Test Site	Dallas	
Tester	ETS-364	
Test Number	EB6938	
Max Limit	1500	uV
Min Limit	-1450	uV

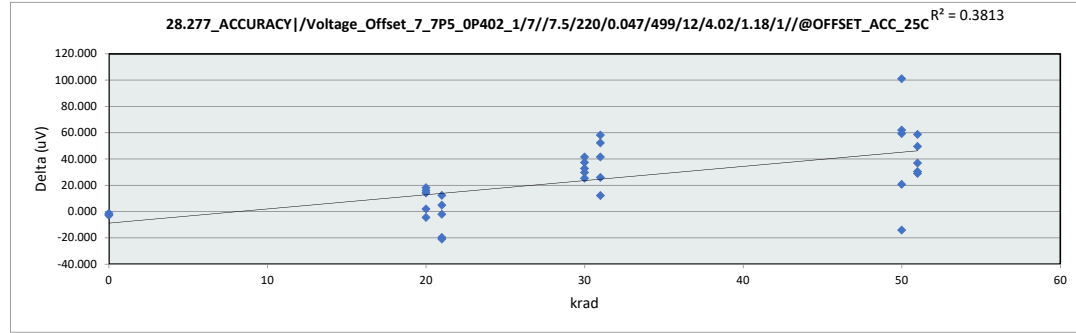
krad	0	20	21	30	31	50	51
LL	-1450.000	-1450.000	-1450.000	-1450.000	-1450.000	-1450.000	-1450.000
Min	-264.739	-250.880	-387.250	-227.652	-316.165	-155.176	-265.044
Average	-184.177	-102.099	-141.015	-77.479	-101.200	-32.656	-178.724
Max	-67.212	7.613	-30.926	44.307	-8.436	149.916	-76.142
UL	1500.000	1500.000	1500.000	1500.000	1500.000	1500.000	1500.000



LDR Report  
TPS7H1111-SEP

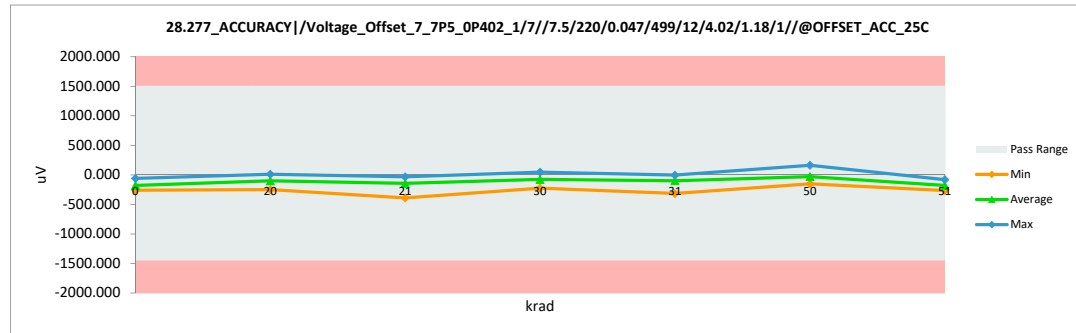
28.277_ACCURACY /Voltage_Offset		
Test Site	Dallas	Dallas
Tester	ETS-364	ETS-364
Test Number	EB6938	EB6938
Unit	µV	µV
Max Limit	1500	1500
Min Limit	-1450	-1450

krad	Serial #	Pre	Post	Delta
21	1	-201.759	-196.803	4.956
21	2	-45.840	-33.478	12.362
21	3	-368.386	-389.296	-20.910
21	4	-18.336	-38.017	-19.681
21	5	-61.528	-63.552	-2.024
20	6	-11.346	6.852	18.198
20	7	-98.667	-103.123	-4.456
20	8	-190.091	-175.966	14.125
20	9	-266.460	-250.459	16.001
20	10	7.662	9.650	1.988
31	11	-201.759	-143.570	58.189
31	12	-45.840	-4.281	41.559
31	13	-368.386	-316.168	52.218
31	14	-18.336	-6.108	12.228
31	15	-61.528	-35.532	25.996
30	16	-11.346	18.348	29.694
30	17	-98.667	-65.896	32.771
30	18	-190.091	-164.738	25.353
30	19	-266.460	-224.853	41.607
30	20	7.662	45.072	37.410
51	21	-202.957	-144.283	58.674
51	22	-205.299	-155.766	49.533
51	23	-282.057	-251.588	30.469
51	24	-303.617	-266.640	36.977
51	25	-109.458	-80.468	28.990
50	26	-252.885	-151.776	101.109
50	27	-168.793	-148.098	20.695
50	28	29.837	15.794	-14.043
50	29	100.087	162.144	62.057
50	30	-80.951	-21.638	59.313
0	31	-258.178	-260.316	-2.138
0	32	-215.214	-218.035	-2.821
0	33	-58.980	-60.250	-1.270
	Max	100.087	162.144	101.109
	Average	-136.908	-112.510	24.398
	Min	-368.386	-389.296	-20.910
	Std Dev	121.740	120.777	27.290



28.277_ACCURACY /Voltage_Offset		
Test Site	Dallas	
Tester	ETS-364	
Test Number	EB6938	
Max Limit	1500	µV
Min Limit	-1450	µV

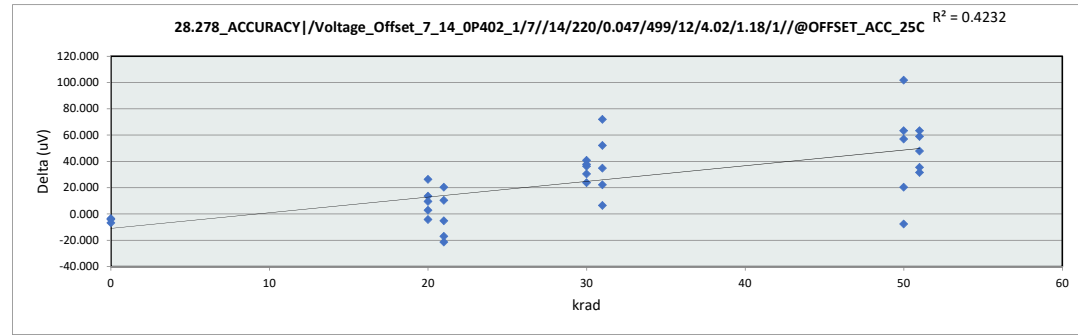
krad	0	20	21	30	31	50	51
LL	-1450.000	-1450.000	-1450.000	-1450.000	-1450.000	-1450.000	-1450.000
Min	-260.316	-250.459	-389.296	-224.853	-316.168	-151.776	-266.640
Average	-179.534	-102.609	-144.229	-78.413	-101.132	-28.715	-179.749
Max	-60.250	9.650	-33.478	45.072	-4.281	162.144	-80.468
UL	1500.000	1500.000	1500.000	1500.000	1500.000	1500.000	1500.000



LDR Report  
TPS7H1111-SEP

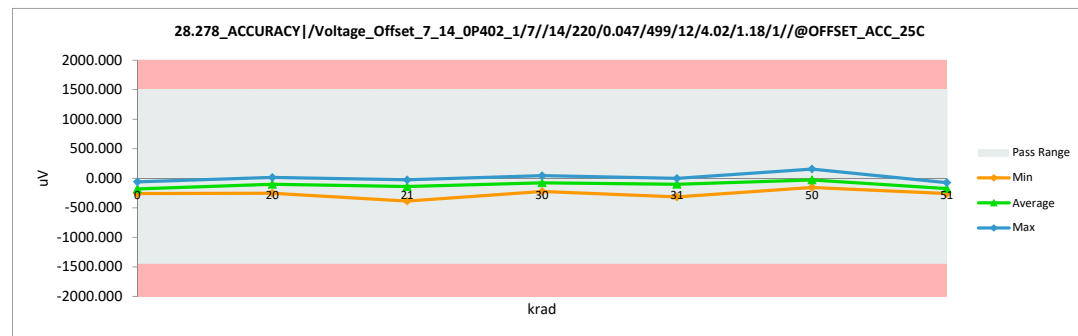
28.278_ACCURACY /Voltage_Offset		
Test Site	Dallas	Dallas
Tester	ETS-364	ETS-364
Test Number	EB6938	EB6938
Unit	uV	uV
Max Limit	1500	1500
Min Limit	-1450	-1450

krad	Serial #	Pre	Post	Delta
21	1	-210.148	-189.842	20.306
21	2	-37.605	-27.284	10.321
21	3	-369.653	-386.746	-17.093
21	4	-17.653	-39.130	-21.477
21	5	-60.764	-66.014	-5.250
20	6	-13.705	12.523	26.228
20	7	-100.456	-104.740	-4.284
20	8	-187.784	-174.275	13.509
20	9	-263.058	-253.516	9.542
20	10	5.969	8.795	2.826
31	11	-210.148	-138.222	71.926
31	12	-37.605	-2.836	34.769
31	13	-369.653	-317.609	52.044
31	14	-17.653	-11.198	6.455
31	15	-60.764	-38.676	22.088
30	16	-13.705	16.737	30.442
30	17	-100.456	-59.699	40.757
30	18	-187.784	-164.059	23.725
30	19	-263.058	-225.279	37.779
30	20	5.969	42.269	36.300
51	21	-206.773	-143.428	63.345
51	22	-209.628	-150.764	58.864
51	23	-279.759	-248.279	31.480
51	24	-308.533	-260.694	47.839
51	25	-110.975	-75.531	35.444
50	26	-256.267	-154.565	101.702
50	27	-165.649	-145.291	20.358
50	28	22.624	14.949	-7.675
50	29	98.470	155.443	56.973
50	30	-78.315	-15.017	63.298
0	31	-256.835	-260.991	-4.156
0	32	-213.596	-217.171	-3.575
0	33	-54.473	-61.350	-6.877
	Max	98.470	155.443	101.702
	Average	-137.255	-111.560	25.695
	Min	-369.653	-386.746	-21.477
	Std Dev	122.065	119.838	28.601



28.278_ACCURACY /Voltage_Offset		
Test Site	Dallas	
Tester	ETS-364	
Test Number	EB6938	
Max Limit	1500	uV
Min Limit	-1450	uV

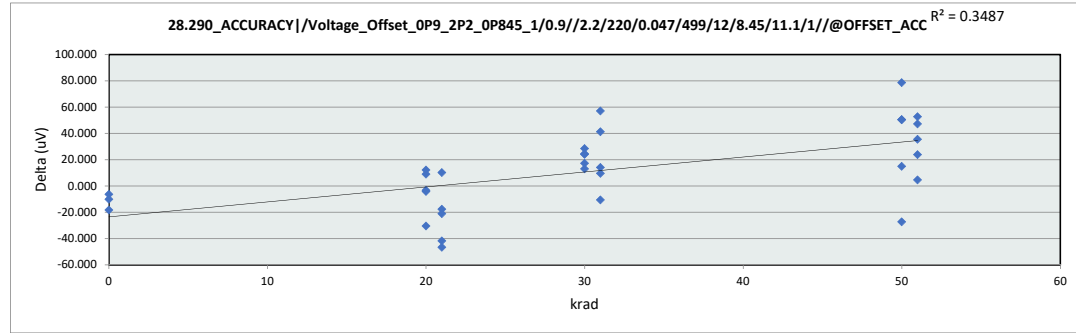
krad	0	20	21	30	31	50	51
LL	-1450.000	-1450.000	-1450.000	-1450.000	-1450.000	-1450.000	-1450.000
Min	-260.991	-253.516	-386.746	-225.279	-317.609	-154.565	-260.694
Average	-179.837	-102.243	-141.803	-78.006	-101.708	-28.896	-175.739
Max	-61.350	12.523	-27.284	42.269	-2.836	155.443	-75.531
UL	1500.000	1500.000	1500.000	1500.000	1500.000	1500.000	1500.000



LDR Report  
TPS7H1111-SEP

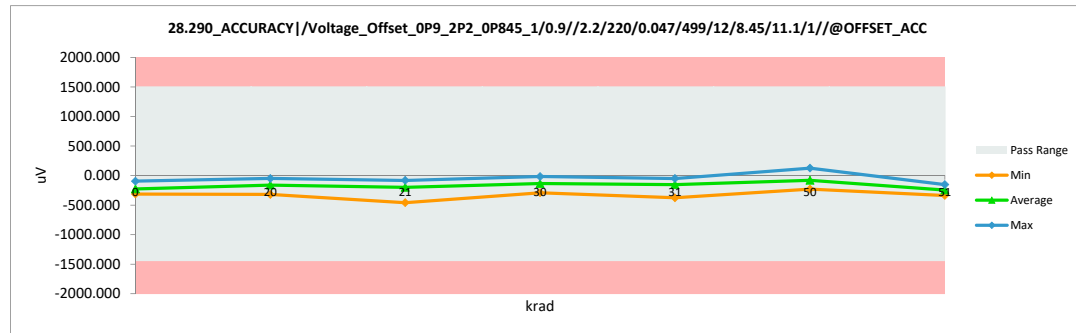
28.290_ACCURACY /Voltage_Offset		
Test Site	Dallas	Dallas
Tester	ETS-364	ETS-364
Test Number	EB6938	EB6938
Unit	µV	µV
Max Limit	1500	1500
Min Limit	-1450	-1450

krad	Serial #	Pre	Post	Delta
21	1	-250.673	-240.546	10.127
21	2	-65.014	-82.731	-17.717
21	3	-418.517	-460.303	-41.786
21	4	-47.803	-94.432	-46.629
21	5	-98.270	-119.328	-21.058
20	6	-69.803	-57.626	12.177
20	7	-138.620	-169.149	-30.529
20	8	-218.725	-209.796	8.929
20	9	-316.605	-320.774	-4.169
20	10	-45.806	-49.150	-3.344
31	11	-250.673	-193.605	57.068
31	12	-65.014	-50.929	14.085
31	13	-418.517	-377.285	41.232
31	14	-47.803	-58.478	-10.675
31	15	-98.270	-88.668	9.602
30	16	-69.803	-45.720	24.083
30	17	-138.620	-125.644	12.976
30	18	-218.725	-201.505	17.220
30	19	-316.605	-292.218	24.387
30	20	-45.806	-17.375	28.431
51	21	-252.715	-205.573	47.142
51	22	-268.740	-216.046	52.694
51	23	-321.218	-316.650	4.568
51	24	-373.212	-337.693	35.519
51	25	-176.549	-152.782	23.767
50	26	-308.496	-229.913	78.583
50	27	-198.433	-183.463	14.970
50	28	-23.312	-50.589	-27.277
50	29	75.874	126.290	50.416
50	30	-105.807	-55.492	50.315
0	31	-303.760	-313.920	-10.160
0	32	-250.921	-269.204	-18.283
0	33	-89.145	-95.552	-6.407
Max	75.874	126.290	78.583	
Average	-179.882	-168.359	11.523	
Min	-418.517	-460.303	-46.629	
Std Dev	126.738	124.792	30.072	



28.290_ACCURACY /Voltage_Offset		
Test Site	Dallas	
Tester	ETS-364	
Test Number	EB6938	
Max Limit	1500	µV
Min Limit	-1450	µV

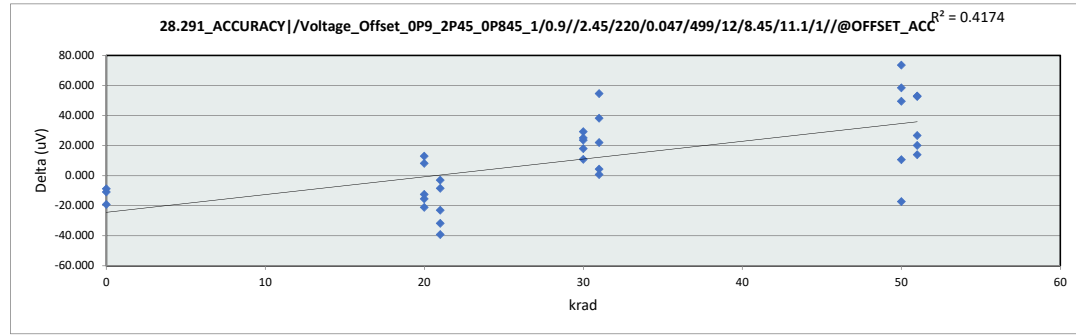
krad	0	20	21	30	31	50	51
LL	-1450.000	-1450.000	-1450.000	-1450.000	-1450.000	-1450.000	-1450.000
Min	-313.920	-320.774	-460.303	-292.218	-377.285	-229.913	-337.693
Average	-226.225	-161.299	-199.468	-136.492	-153.793	-78.633	-245.749
Max	-95.552	-49.150	-82.731	-17.375	-50.929	126.290	-152.782
UL	1500.000	1500.000	1500.000	1500.000	1500.000	1500.000	1500.000



LDR Report  
TPS7H1111-SEP

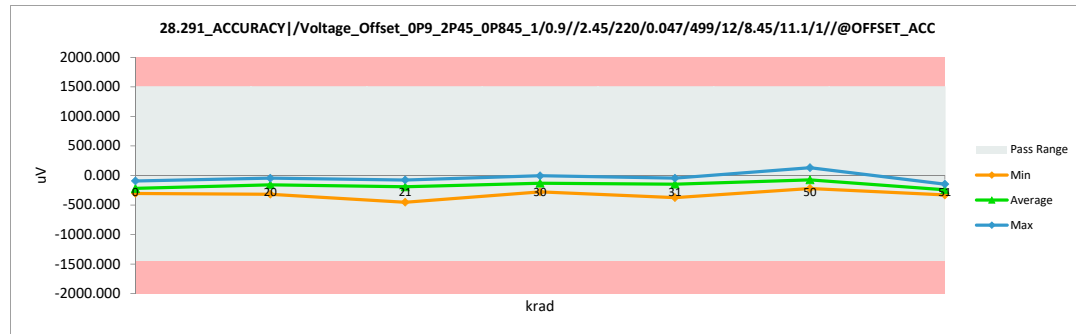
28.291_ACCURACY /Voltage_Offset		
Test Site	Dallas	Dallas
Tester	ETS-364	ETS-364
Test Number	EB6938	EB6938
Unit	uV	uV
Max Limit	1500	1500
Min Limit	-1450	-1450

krad	Serial #	Pre	Post	Delta
21	1	-237.608	-240.713	-3.105
21	2	-68.933	-77.465	-8.532
21	3	-413.184	-452.489	-39.305
21	4	-53.567	-85.437	-31.870
21	5	-87.914	-111.023	-23.109
20	6	-68.716	-55.775	12.941
20	7	-139.472	-160.667	-21.195
20	8	-218.210	-210.133	8.077
20	9	-303.367	-318.900	-15.533
20	10	-34.703	-47.278	-12.575
31	11	-237.608	-183.088	54.520
31	12	-68.933	-47.022	21.911
31	13	-413.184	-375.083	38.101
31	14	-53.567	-52.881	0.686
31	15	-87.914	-83.584	4.330
30	16	-68.716	-43.681	25.035
30	17	-139.472	-121.552	17.920
30	18	-218.210	-207.448	10.762
30	19	-303.367	-279.826	23.541
30	20	-34.703	-5.507	29.196
51	21	-255.612	-202.674	52.938
51	22	-269.012	-216.374	52.638
51	23	-334.468	-320.554	13.914
51	24	-357.604	-330.907	26.697
51	25	-167.054	-147.009	20.045
50	26	-293.055	-219.563	73.492
50	27	-197.420	-186.849	10.571
50	28	-25.792	-43.127	-17.335
50	29	71.970	130.367	58.397
50	30	-106.144	-56.681	49.463
0	31	-294.593	-305.593	-11.000
0	32	-240.904	-260.207	-19.303
0	33	-85.241	-94.023	-8.782
	Max	71.970	130.367	73.492
	Average	-175.948	-164.023	11.925
	Min	-413.184	-452.489	-39.305
	Std Dev	124.112	124.831	28.549



28.291_ACCURACY /Voltage_Offset		
Test Site	Dallas	
Tester	ETS-364	
Test Number	EB6938	
Max Limit	1500	uV
Min Limit	-1450	uV

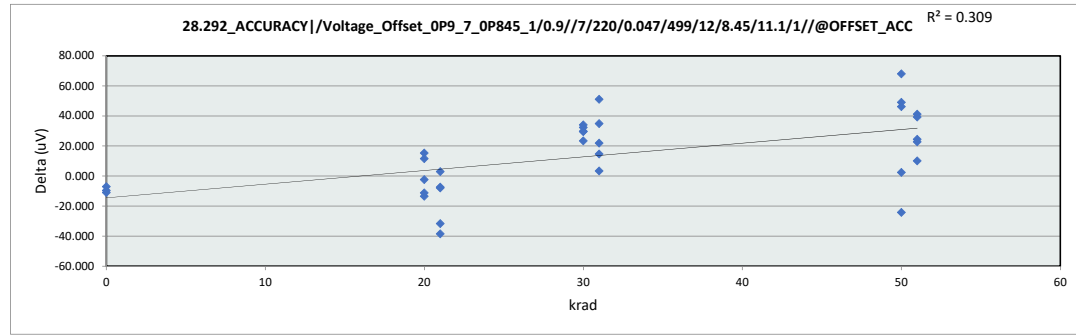
krad	0	20	21	30	31	50	51
LL	-1450.000	-1450.000	-1450.000	-1450.000	-1450.000	-1450.000	-1450.000
Min	-305.593	-318.900	-452.489	-279.826	-375.083	-219.563	-330.907
Average	-219.941	-158.551	-193.425	-131.603	-148.332	-75.171	-243.504
Max	-94.023	-47.278	-77.465	-5.507	-47.022	130.367	-147.009
UL	1500.000	1500.000	1500.000	1500.000	1500.000	1500.000	1500.000



LDR Report  
TPS7H1111-SEP

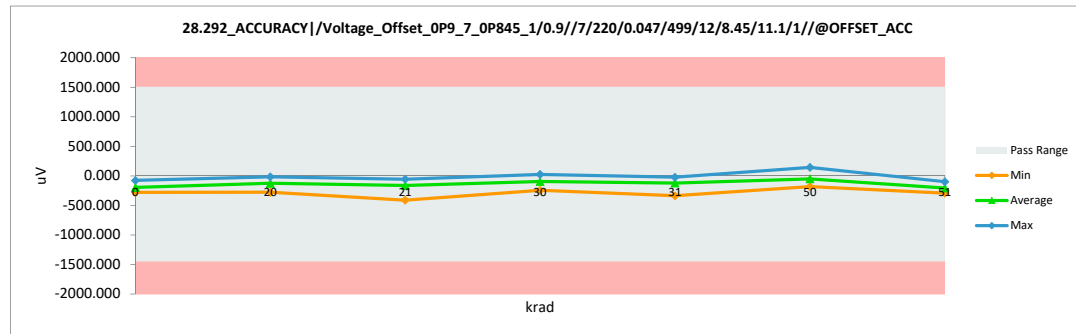
28.292_ACCURACY /Voltage_Offset		
Test Site	Dallas	Dallas
Tester	ETS-364	ETS-364
Test Number	EB6938	EB6938
Unit	uV	uV
Max Limit	1500	1500
Min Limit	-1450	-1450

krad	Serial #	Pre	Post	Delta
21	1	-214.130	-211.215	2.915
21	2	-49.904	-57.301	-7.397
21	3	-372.452	-410.950	-38.498
21	4	-27.448	-59.158	-31.710
21	5	-73.969	-81.840	-7.871
20	6	-31.573	-16.245	15.328
20	7	-112.149	-125.572	-13.423
20	8	-206.628	-195.047	11.581
20	9	-276.023	-278.366	-2.343
20	10	-7.951	-19.133	-11.182
31	11	-214.130	-163.069	51.061
31	12	-49.904	-28.005	21.899
31	13	-372.452	-337.595	34.857
31	14	-27.448	-24.033	3.415
31	15	-73.969	-59.319	14.650
30	16	-31.573	-1.952	29.621
30	17	-112.149	-78.124	34.025
30	18	-206.628	-183.180	23.448
30	19	-276.023	-246.233	29.790
30	20	-7.951	24.348	32.299
51	21	-217.226	-178.009	39.217
51	22	-219.029	-177.819	41.210
51	23	-296.292	-286.239	10.053
51	24	-315.458	-292.695	22.763
51	25	-123.402	-98.920	24.482
50	26	-249.916	-181.860	68.056
50	27	-176.007	-173.578	2.429
50	28	17.589	-6.607	-24.196
50	29	93.529	142.631	49.102
50	30	-86.573	-40.385	46.188
0	31	-270.340	-279.924	-9.584
0	32	-228.146	-235.224	-7.078
0	33	-66.718	-77.689	-10.971
	Max	93.529	142.631	68.056
	Average	-147.953	-134.494	13.459
	Min	-372.452	-410.950	-38.498
	Std Dev	120.741	121.699	25.522



28.292_ACCURACY /Voltage_Offset		
Test Site	Dallas	
Tester	ETS-364	
Test Number	EB6938	
Max Limit	1500	uV
Min Limit	-1450	uV

	0	20	21	30	31	50	51
LL	-1450.000	-1450.000	-1450.000	-1450.000	-1450.000	-1450.000	-1450.000
Min	-279.924	-278.366	-410.950	-246.233	-337.595	-181.860	-292.695
Average	-197.612	-126.873	-164.093	-97.028	-122.404	-51.960	-206.736
Max	-77.689	-16.245	-57.301	24.348	-24.033	142.631	-98.920
UL	1500.000	1500.000	1500.000	1500.000	1500.000	1500.000	1500.000

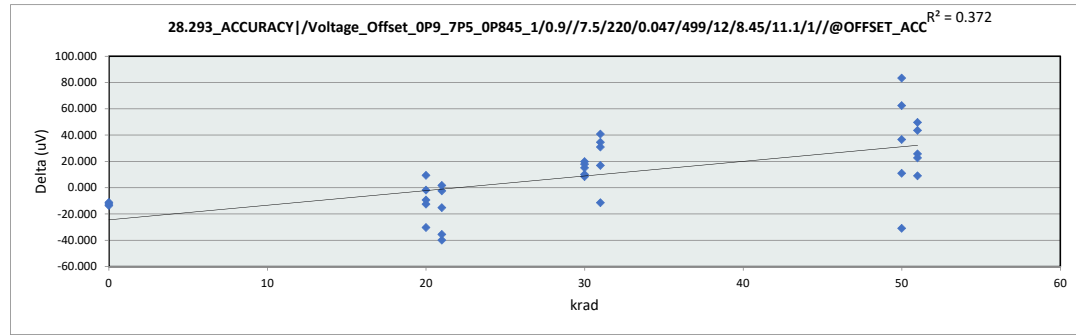




LDR Report  
TPS7H1111-SEP

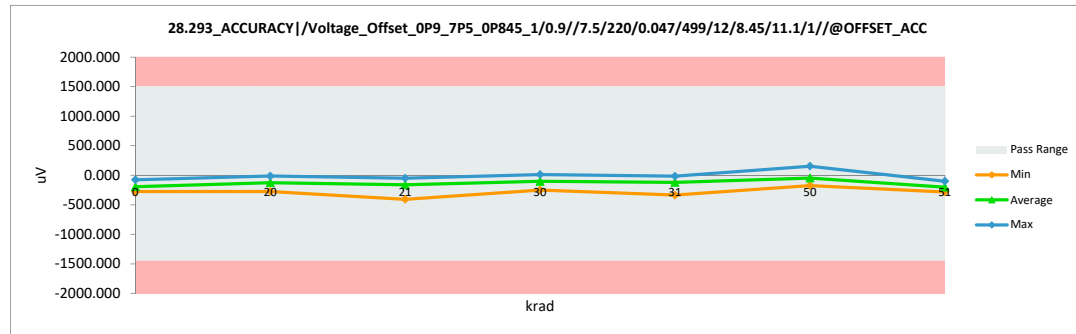
28.293_ACCURACY /Voltage_Offset		
Test Site	Dallas	Dallas
Tester	ETS-364	ETS-364
Test Number	EB6938	EB6938
Unit	uV	uV
Max Limit	1500	1500
Min Limit	-1450	-1450

krad	Serial #	Pre	Post	Delta
21	1	-205.964	-204.259	1.705
21	2	-48.360	-50.861	-2.501
21	3	-371.434	-407.040	-35.606
21	4	-27.290	-67.309	-40.019
21	5	-65.783	-81.015	-15.232
20	6	-23.236	-13.864	9.372
20	7	-95.022	-125.390	-30.368
20	8	-195.095	-196.922	-1.827
20	9	-266.689	-276.163	-9.474
20	10	-6.249	-18.796	-12.547
31	11	-205.964	-165.272	40.692
31	12	-48.360	-17.506	30.854
31	13	-371.434	-336.909	34.525
31	14	-27.290	-38.797	-11.507
31	15	-65.783	-48.962	16.821
30	16	-23.236	-3.481	19.755
30	17	-95.022	-84.919	10.103
30	18	-195.095	-186.750	8.345
30	19	-266.689	-251.666	15.023
30	20	-6.249	11.632	17.881
51	21	-214.013	-164.419	49.594
51	22	-223.102	-179.514	43.588
51	23	-296.468	-273.842	22.626
51	24	-309.852	-284.204	25.648
51	25	-111.529	-102.511	9.018
50	26	-257.885	-174.552	83.333
50	27	-173.289	-162.369	10.920
50	28	18.619	-12.377	-30.996
50	29	91.124	153.509	62.385
50	30	-83.876	-47.341	36.535
0	31	-265.089	-277.537	-12.448
0	32	-214.767	-228.411	-13.644
0	33	-66.197	-77.501	-11.304
	Max	91.124	153.509	83.333
	Average	-142.926	-133.191	9.735
	Min	-371.434	-407.040	-40.019
	Std Dev	120.412	120.040	28.448



28.293_ACCURACY /Voltage_Offset		
Test Site	Dallas	
Tester	ETS-364	
Test Number	EB6938	
Max Limit	1500	uV
Min Limit	-1450	uV

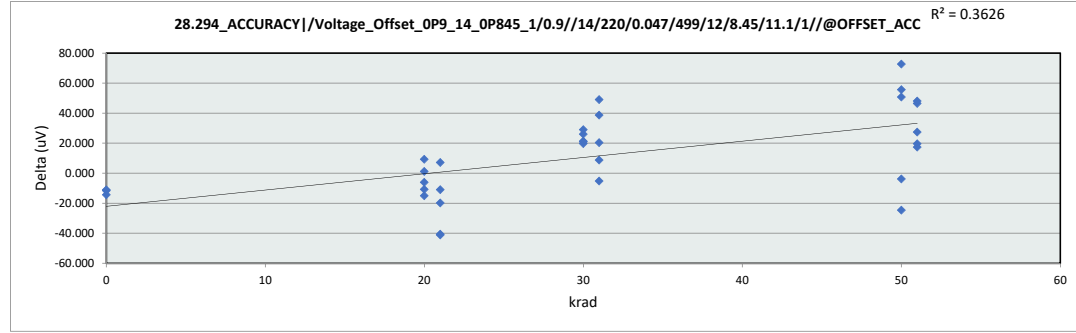
krad	0	20	21	30	31	50	51
LL	-1450.000	-1450.000	-1450.000	-1450.000	-1450.000	-1450.000	-1450.000
Min	-277.537	-276.163	-407.040	-251.666	-336.909	-174.552	-284.204
Average	-194.483	-126.227	-162.097	-103.037	-121.489	-48.626	-200.898
Max	-77.501	-13.864	-50.861	11.632	-17.506	153.509	-102.511
UL	1500.000	1500.000	1500.000	1500.000	1500.000	1500.000	1500.000



LDR Report  
TPS7H1111-SEP

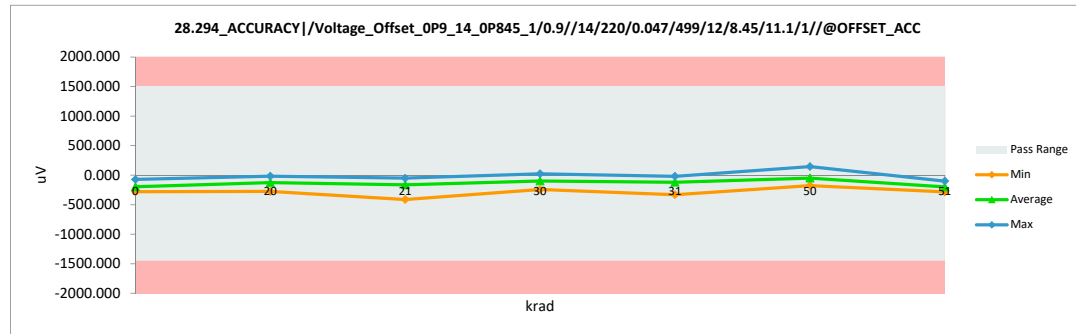
28.294_ACCURACY /Voltage_Offset		
Test Site	Dallas	Dallas
Tester	ETS-364	ETS-364
Test Number	EB6938	EB6938
Unit	uV	uV
Max Limit	1500	1500
Min Limit	-1450	-1450

krad	Serial #	Pre	Post	Delta
21	1	-214.097	-206.986	7.111
21	2	-41.232	-52.208	-10.976
21	3	-371.140	-411.826	-40.686
21	4	-22.036	-63.232	-41.196
21	5	-69.672	-89.487	-19.815
20	6	-19.034	-17.932	1.102
20	7	-111.651	-122.508	-10.857
20	8	-204.077	-194.886	9.191
20	9	-270.897	-277.022	-6.125
20	10	-6.306	-21.333	-15.027
31	11	-214.097	-165.105	48.992
31	12	-41.232	-20.894	20.338
31	13	-371.140	-332.505	38.635
31	14	-22.036	-27.254	-5.218
31	15	-69.672	-61.005	8.667
30	16	-19.034	0.599	19.633
30	17	-111.651	-90.685	20.966
30	18	-204.077	-182.840	21.237
30	19	-270.897	-244.883	26.014
30	20	-6.306	22.662	28.968
51	21	-212.279	-164.273	48.006
51	22	-217.506	-171.030	46.476
51	23	-299.531	-279.924	19.607
51	24	-312.549	-285.196	27.353
51	25	-118.315	-100.991	17.324
50	26	-250.199	-177.580	72.619
50	27	-166.985	-170.830	-3.845
50	28	16.222	-8.446	-24.668
50	29	93.499	144.196	50.697
50	30	-94.044	-38.475	55.569
0	31	-267.112	-281.590	-14.478
0	32	-222.886	-234.002	-11.116
0	33	-62.117	-73.788	-11.671
	Max	93.499	144.196	72.619
	Average	-144.669	-133.371	11.298
	Min	-371.140	-411.826	-41.196
	Std Dev	121.626	120.445	28.114



28.294_ACCURACY /Voltage_Offset		
Test Site	Dallas	
Tester	ETS-364	
Test Number	EB6938	
Max Limit	1500	uV
Min Limit	-1450	uV

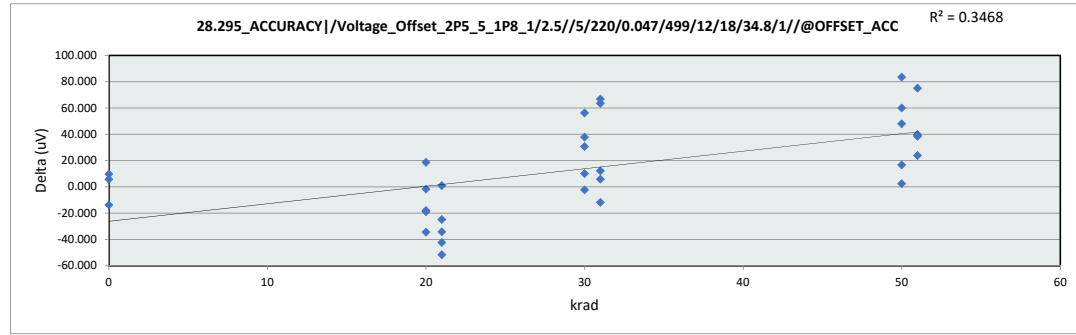
krad	0	20	21	30	31	50	51
LL	-1450.000	-1450.000	-1450.000	-1450.000	-1450.000	-1450.000	-1450.000
Min	-281.590	-277.022	-411.826	-244.883	-332.505	-177.580	-285.196
Average	-196.460	-126.736	-164.748	-99.029	-121.353	-50.227	-200.283
Max	-73.788	-17.932	-52.208	22.662	-20.894	144.196	-100.991
UL	1500.000	1500.000	1500.000	1500.000	1500.000	1500.000	1500.000



LDR Report  
TPS7H1111-SEP

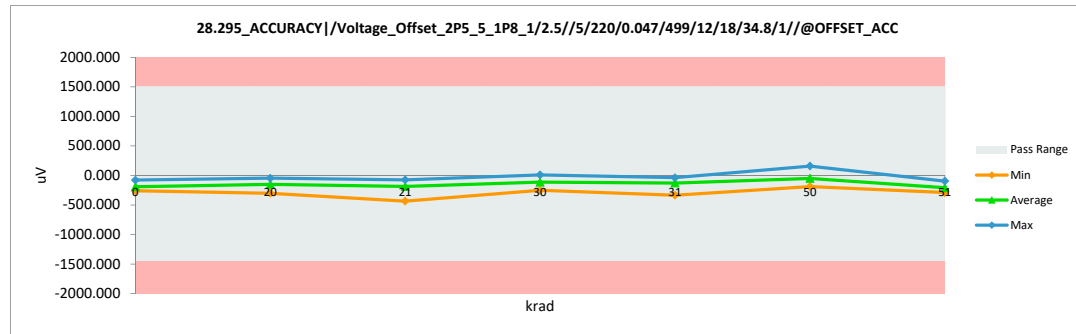
28.295_ACCURACY /Voltage_Offset		
Test Site	Dallas	Dallas
Tester	ETS-364	ETS-364
Test Number	EB6938	EB6938
Unit	uV	uV
Max Limit	1500	1500
Min Limit	-1450	-1450

krad	Serial #	Pre	Post	Delta
21	1	-227.362	-226.402	0.960
21	2	-50.443	-75.328	-24.885
21	3	-401.369	-435.561	-34.192
21	4	-34.779	-86.415	-51.636
21	5	-72.104	-114.518	-42.414
20	6	-65.187	-46.617	18.570
20	7	-102.949	-137.401	-34.452
20	8	-206.155	-224.274	-18.119
20	9	-283.247	-302.142	-18.895
20	10	-47.889	-49.686	-1.797
31	11	-227.362	-163.823	63.539
31	12	-50.443	-38.278	12.165
31	13	-401.369	-334.549	66.820
31	14	-34.779	-46.623	-11.844
31	15	-72.104	-66.251	5.853
30	16	-65.187	-27.364	37.823
30	17	-102.949	-92.918	10.031
30	18	-206.155	-208.533	-2.378
30	19	-283.247	-252.622	30.625
30	20	-47.889	8.309	56.198
51	21	-220.060	-181.651	38.409
51	22	-262.049	-186.980	75.069
51	23	-308.347	-284.493	23.854
51	24	-329.500	-290.102	39.398
51	25	-136.614	-96.881	39.733
50	26	-271.249	-187.743	83.506
50	27	-173.980	-171.649	2.331
50	28	-25.567	-8.988	16.579
50	29	99.182	159.186	60.004
50	30	-88.108	-40.156	47.952
0	31	-269.991	-260.323	9.668
0	32	-240.648	-234.979	5.669
0	33	-65.291	-79.143	-13.852
Max	99.182	159.186	83.506	
Average	-159.854	-144.997	14.857	
Min	-401.369	-435.561	-51.636	
Std Dev	122.032	120.613	35.324	



28.295_ACCURACY /Voltage_Offset		
Test Site	Dallas	
Tester	ETS-364	
Test Number	EB6938	
Max Limit	1500	uV
Min Limit	-1450	uV

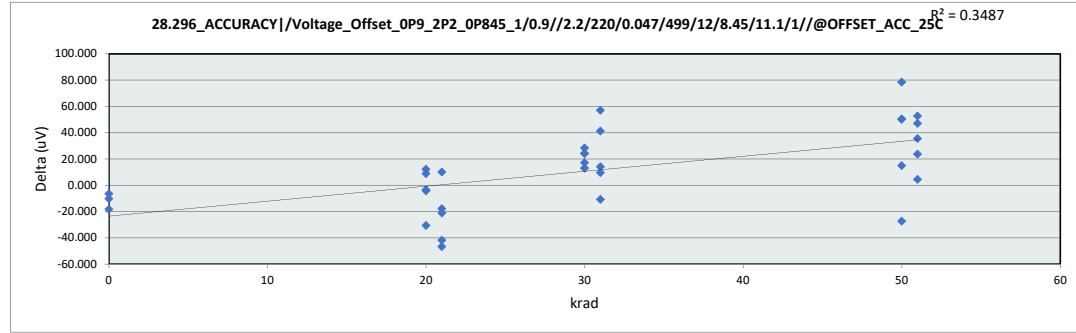
krad	0	20	21	30	31	50	51
LL	-1450.000	-1450.000	-1450.000	-1450.000	-1450.000	-1450.000	-1450.000
Min	-260.323	-302.142	-435.561	-252.622	-334.549	-187.743	-290.102
Average	-191.482	-152.024	-187.645	-114.626	-129.905	-49.870	-208.021
Max	-79.143	-46.617	-75.328	8.309	-38.278	159.186	-96.881
UL	1500.000	1500.000	1500.000	1500.000	1500.000	1500.000	1500.000



LDR Report  
TPS7H1111-SEP

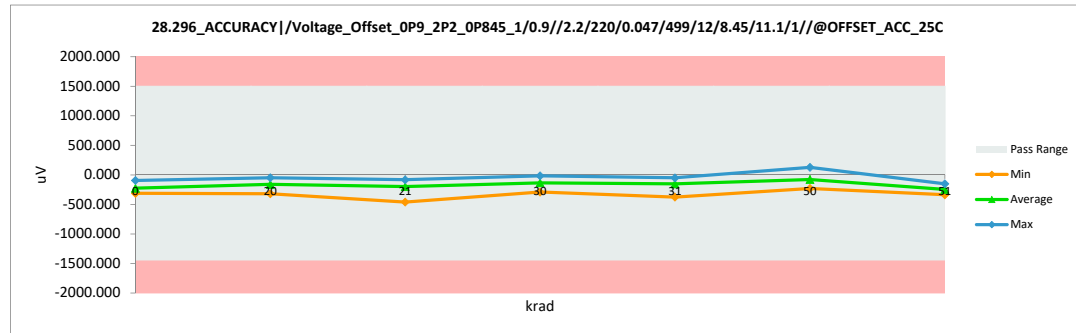
28.296_ACCURACY /Voltage_Offset		
Test Site	Dallas	Dallas
Tester	ETS-364	ETS-364
Test Number	EB6938	EB6938
Unit	µV	µV
Max Limit	1500	1500
Min Limit	-1450	-1450

krad	Serial #	Pre	Post	Delta
21	1	-250.673	-240.546	10.127
21	2	-65.014	-82.731	-17.717
21	3	-418.517	-460.303	-41.786
21	4	-47.803	-94.432	-46.629
21	5	-98.270	-119.328	-21.058
20	6	-69.803	-57.626	12.177
20	7	-138.620	-169.149	-30.529
20	8	-218.725	-209.796	8.929
20	9	-316.605	-320.774	-4.169
20	10	-45.806	-49.150	-3.344
31	11	-250.673	-193.605	57.068
31	12	-65.014	-50.929	14.085
31	13	-418.517	-377.285	41.232
31	14	-47.803	-58.478	-10.675
31	15	-98.270	-88.668	9.602
30	16	-69.803	-45.720	24.083
30	17	-138.620	-125.644	12.976
30	18	-218.725	-201.505	17.220
30	19	-316.605	-292.218	24.387
30	20	-45.806	-17.375	28.431
51	21	-252.715	-205.573	47.142
51	22	-268.740	-216.046	52.694
51	23	-321.218	-316.650	4.568
51	24	-373.212	-337.693	35.519
51	25	-176.549	-152.782	23.767
50	26	-308.496	-229.913	78.583
50	27	-198.433	-183.463	14.970
50	28	-23.312	-50.589	-27.277
50	29	75.874	126.290	50.416
50	30	-105.807	-55.492	50.315
0	31	-303.760	-313.920	-10.160
0	32	-250.921	-269.204	-18.283
0	33	-89.145	-95.552	-6.407
	Max	75.874	126.290	78.583
	Average	-179.882	-168.359	11.523
	Min	-418.517	-460.303	-46.629
	Std Dev	126.738	124.792	30.072



28.296_ACCURACY /Voltage_Offset		
Test Site	Dallas	
Tester	ETS-364	
Test Number	EB6938	
Max Limit	1500	µV
Min Limit	-1450	µV

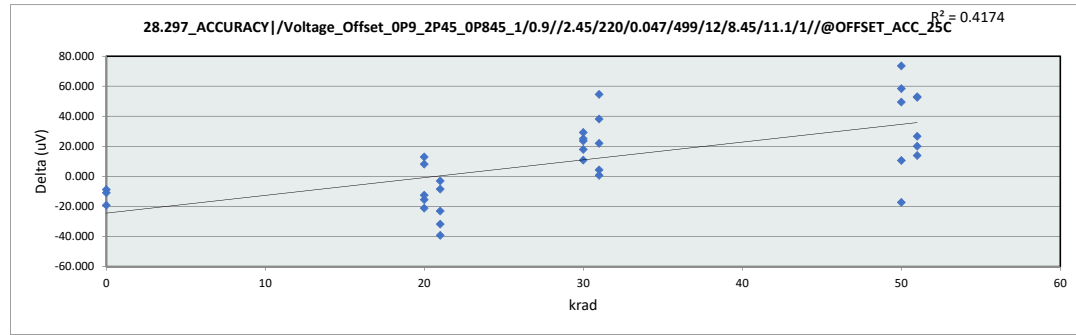
krad	0	20	21	30	31	50	51
LL	-1450.000	-1450.000	-1450.000	-1450.000	-1450.000	-1450.000	-1450.000
Min	-313.920	-320.774	-460.303	-292.218	-377.285	-229.913	-337.693
Average	-226.225	-161.299	-199.468	-136.492	-153.793	-78.633	-245.749
Max	-95.552	-49.150	-82.731	-17.375	-50.929	126.290	-152.782
UL	1500.000	1500.000	1500.000	1500.000	1500.000	1500.000	1500.000



LDR Report  
TPS7H1111-SEP

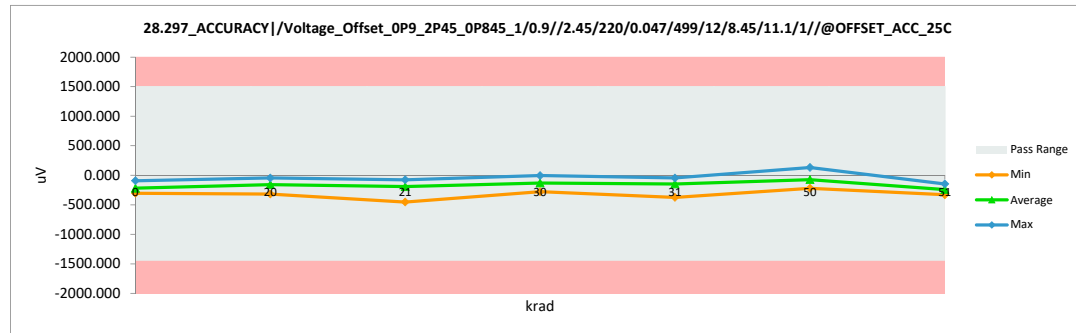
28.297_ACCURACY /Voltage_Offset		
Test Site	Dallas	Dallas
Tester	ETS-364	ETS-364
Test Number	EB6938	EB6938
Unit	uV	uV
Max Limit	1500	1500
Min Limit	-1450	-1450

krad	Serial #	Pre	Post	Delta
21	1	-237.608	-240.713	-3.105
21	2	-68.933	-77.465	-8.532
21	3	-413.184	-452.489	-39.305
21	4	-53.567	-85.437	-31.870
21	5	-87.914	-111.023	-23.109
20	6	-68.716	-55.775	12.941
20	7	-139.472	-160.667	-21.195
20	8	-218.210	-210.133	8.077
20	9	-303.367	-318.900	-15.533
20	10	-34.703	-47.278	-12.575
31	11	-237.608	-183.088	54.520
31	12	-68.933	-47.022	21.911
31	13	-413.184	-375.083	38.101
31	14	-53.567	-52.881	0.686
31	15	-87.914	-83.584	4.330
30	16	-68.716	-43.681	25.035
30	17	-139.472	-121.552	17.920
30	18	-218.210	-207.448	10.762
30	19	-303.367	-279.826	23.541
30	20	-34.703	-5.507	29.196
51	21	-255.612	-202.674	52.938
51	22	-269.012	-216.374	52.638
51	23	-334.468	-320.554	13.914
51	24	-357.604	-330.907	26.697
51	25	-167.054	-147.009	20.045
50	26	-293.055	-219.563	73.492
50	27	-197.420	-186.849	10.571
50	28	-25.792	-43.127	-17.335
50	29	71.970	130.367	58.397
50	30	-106.144	-56.681	49.463
0	31	-294.593	-305.593	-11.000
0	32	-240.904	-260.207	-19.303
0	33	-85.241	-94.023	-8.782
	Max	71.970	130.367	73.492
	Average	-175.948	-164.023	11.925
	Min	-413.184	-452.489	-39.305
	Std Dev	124.112	124.831	28.549



28.297_ACCURACY /Voltage_Offset		
Test Site	Dallas	
Tester	ETS-364	
Test Number	EB6938	
Max Limit	1500	uV
Min Limit	-1450	uV

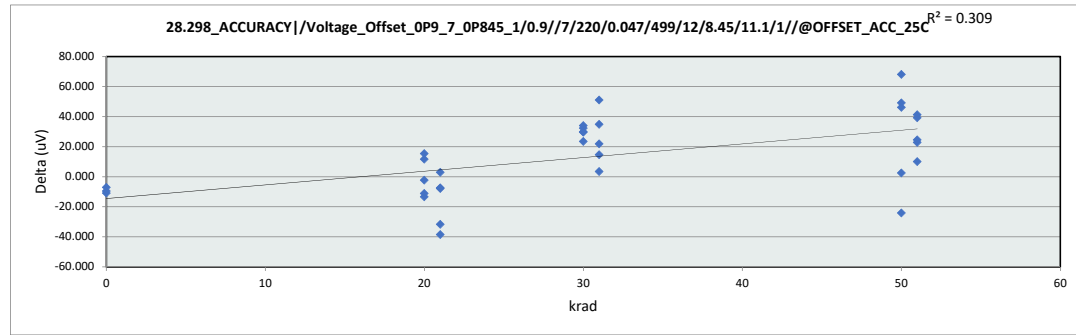
krad	0	20	21	30	31	50	51
LL	-1450.000	-1450.000	-1450.000	-1450.000	-1450.000	-1450.000	-1450.000
Min	-305.593	-318.900	-452.489	-279.826	-375.083	-219.563	-330.907
Average	-219.941	-158.551	-193.425	-131.603	-148.332	-75.171	-243.504
Max	-94.023	-47.278	-77.465	-5.507	-47.022	130.367	-147.009
UL	1500.000	1500.000	1500.000	1500.000	1500.000	1500.000	1500.000



LDR Report  
TPS7H1111-SEP

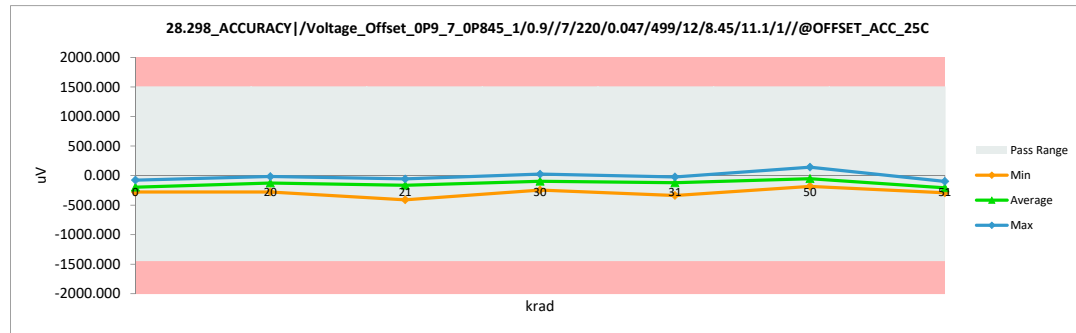
28.298_ACCURACY /Voltage_Offset		
Test Site	Dallas	Dallas
Tester	ETS-364	ETS-364
Test Number	EB6938	EB6938
Unit	uV	uV
Max Limit	1500	1500
Min Limit	-1450	-1450

krad	Serial #	Pre	Post	Delta
21	1	-214.130	-211.215	2.915
21	2	-49.904	-57.301	-7.397
21	3	-372.452	-410.950	-38.498
21	4	-27.448	-59.158	-31.710
21	5	-73.969	-81.840	-7.871
20	6	-31.573	-16.245	15.328
20	7	-112.149	-125.572	-13.423
20	8	-206.628	-195.047	11.581
20	9	-276.023	-278.366	-2.343
20	10	-7.951	-19.133	-11.182
31	11	-214.130	-163.069	51.061
31	12	-49.904	-28.005	21.899
31	13	-372.452	-337.595	34.857
31	14	-27.448	-24.033	3.415
31	15	-73.969	-59.319	14.650
30	16	-31.573	-1.952	29.621
30	17	-112.149	-78.124	34.025
30	18	-206.628	-183.180	23.448
30	19	-276.023	-246.233	29.790
30	20	-7.951	24.348	32.299
51	21	-217.226	-178.009	39.217
51	22	-219.029	-177.819	41.210
51	23	-296.292	-286.239	10.053
51	24	-315.458	-292.695	22.763
51	25	-123.402	-98.920	24.482
50	26	-249.916	-181.860	68.056
50	27	-176.007	-173.578	2.429
50	28	17.589	-6.607	-24.196
50	29	93.529	142.631	49.102
50	30	-86.573	-40.385	46.188
0	31	-270.340	-279.924	-9.584
0	32	-228.146	-235.224	-7.078
0	33	-66.718	-77.689	-10.971
	Max	93.529	142.631	68.056
	Average	-147.953	-134.494	13.459
	Min	-372.452	-410.950	-38.498
	Std Dev	120.741	121.699	25.522



28.298_ACCURACY /Voltage_Offset		
Test Site	Dallas	
Tester	ETS-364	
Test Number	EB6938	
Max Limit	1500	uV
Min Limit	-1450	uV

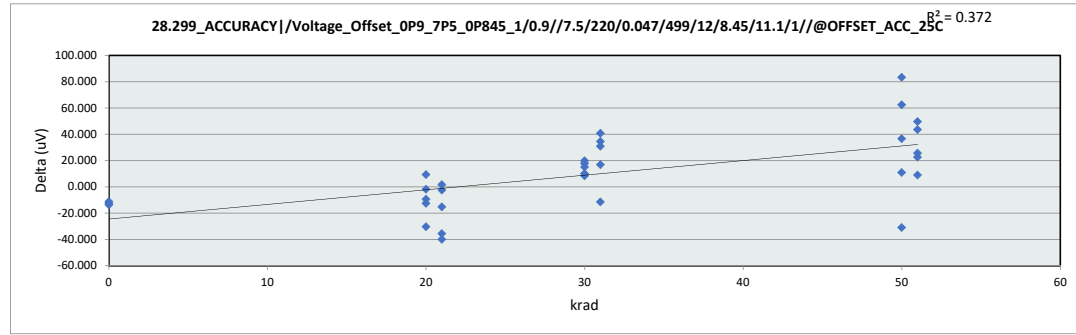
	0	20	21	30	31	50	51
LL	-1450.000	-1450.000	-1450.000	-1450.000	-1450.000	-1450.000	-1450.000
Min	-279.924	-278.366	-410.950	-246.233	-337.595	-181.860	-292.695
Average	-197.612	-126.873	-164.093	-97.028	-122.404	-51.960	-206.736
Max	-77.689	-16.245	-57.301	24.348	-24.033	142.631	-98.920
UL	1500.000	1500.000	1500.000	1500.000	1500.000	1500.000	1500.000



LDR Report  
TPS7H1111-SEP

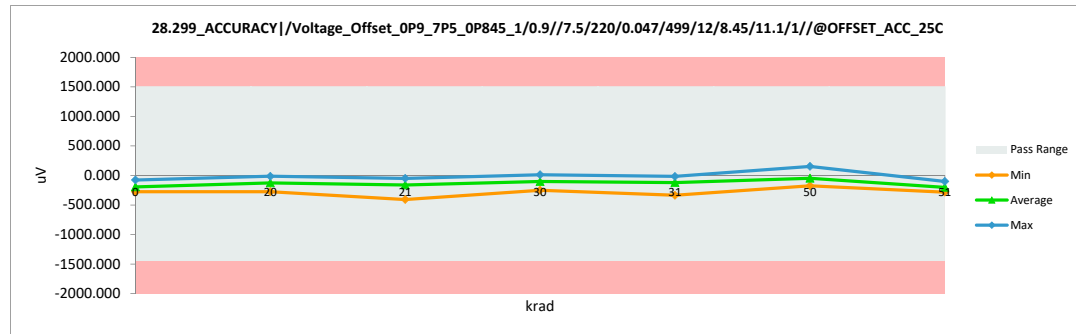
28.299_ACCURACY /Voltage_Offset		
Test Site	Dallas	Dallas
Tester	ETS-364	ETS-364
Test Number	EB6938	EB6938
Unit	µV	µV
Max Limit	1500	1500
Min Limit	-1450	-1450

krad	Serial #	Pre	Post	Delta
21	1	-205.964	-204.259	1.705
21	2	-48.360	-50.861	-2.501
21	3	-371.434	-407.040	-35.606
21	4	-27.290	-67.309	-40.019
21	5	-65.783	-81.015	-15.232
20	6	-23.236	-13.864	9.372
20	7	-95.022	-125.390	-30.368
20	8	-195.095	-196.922	-1.827
20	9	-266.689	-276.163	-9.474
20	10	-6.249	-18.796	-12.547
31	11	-205.964	-165.272	40.692
31	12	-48.360	-17.506	30.854
31	13	-371.434	-336.909	34.525
31	14	-27.290	-38.797	-11.507
31	15	-65.783	-48.962	16.821
30	16	-23.236	-3.481	19.755
30	17	-95.022	-84.919	10.103
30	18	-195.095	-186.750	8.345
30	19	-266.689	-251.666	15.023
30	20	-6.249	11.632	17.881
51	21	-214.013	-164.419	49.594
51	22	-223.102	-179.514	43.588
51	23	-296.468	-273.842	22.626
51	24	-309.852	-284.204	25.648
51	25	-111.529	-102.511	9.018
50	26	-257.885	-174.552	83.333
50	27	-173.289	-162.369	10.920
50	28	18.619	-12.377	-30.996
50	29	91.124	153.509	62.385
50	30	-83.876	-47.341	36.535
0	31	-265.089	-277.537	-12.448
0	32	-214.767	-228.411	-13.644
0	33	-66.197	-77.501	-11.304
	Max	91.124	153.509	83.333
	Average	-142.926	-133.191	9.735
	Min	-371.434	-407.040	-40.019
	Std Dev	120.412	120.040	28.448



28.299_ACCURACY /Voltage_Offset		
Test Site	Dallas	
Tester	ETS-364	
Test Number	EB6938	
Max Limit	1500	µV
Min Limit	-1450	µV

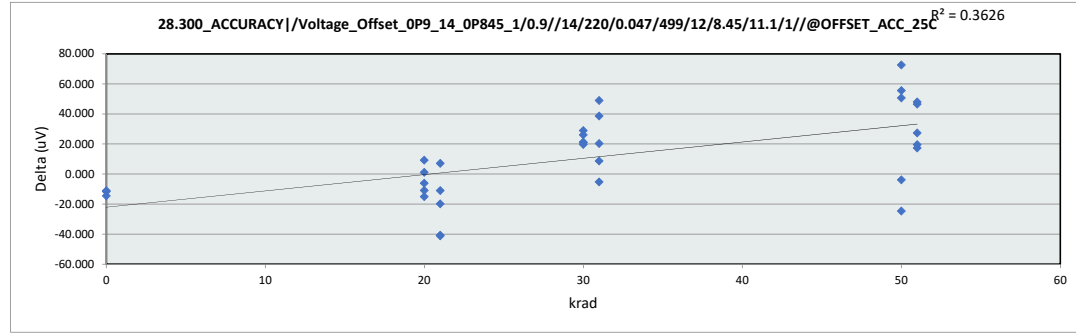
krad	0	20	21	30	31	50	51
LL	-1450.000	-1450.000	-1450.000	-1450.000	-1450.000	-1450.000	-1450.000
Min	-277.537	-276.163	-407.040	-251.666	-336.909	-174.552	-284.204
Average	-194.483	-126.227	-162.097	-103.037	-121.489	-48.626	-200.898
Max	-77.501	-13.864	-50.861	11.632	-17.506	153.509	-102.511
UL	1500.000	1500.000	1500.000	1500.000	1500.000	1500.000	1500.000



LDR Report  
TPS7H1111-SEP

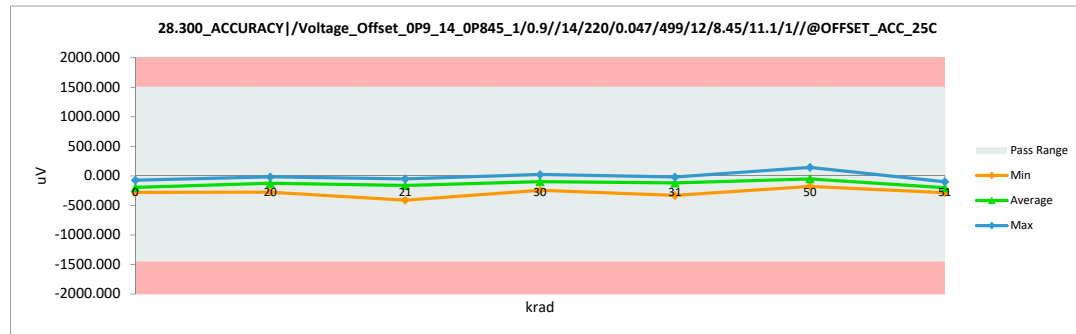
28.300_ACCURACY /Voltage_Offset		
Test Site	Dallas	Dallas
Tester	ETS-364	ETS-364
Test Number	EB6938	EB6938
Unit	uV	uV
Max Limit	1500	1500
Min Limit	-1450	-1450

krad	Serial #	Pre	Post	Delta
21	1	-214.097	-206.986	7.111
21	2	-41.232	-52.208	-10.976
21	3	-371.140	-411.826	-40.686
21	4	-22.036	-63.232	-41.196
21	5	-69.672	-89.487	-19.815
20	6	-19.034	-17.932	1.102
20	7	-111.651	-122.508	-10.857
20	8	-204.077	-194.886	9.191
20	9	-270.897	-277.022	-6.125
20	10	-6.306	-21.333	-15.027
31	11	-214.097	-165.105	48.992
31	12	-41.232	-20.894	20.338
31	13	-371.140	-332.505	38.635
31	14	-22.036	-27.254	-5.218
31	15	-69.672	-61.005	8.667
30	16	-19.034	0.599	19.633
30	17	-111.651	-90.685	20.966
30	18	-204.077	-182.840	21.237
30	19	-270.897	-244.883	26.014
30	20	-6.306	22.662	28.968
51	21	-212.279	-164.273	48.006
51	22	-217.506	-171.030	46.476
51	23	-299.531	-279.924	19.607
51	24	-312.549	-285.196	27.353
51	25	-118.315	-100.991	17.324
50	26	-250.199	-177.580	72.619
50	27	-166.985	-170.830	-3.845
50	28	16.222	-8.446	-24.668
50	29	93.499	144.196	50.697
50	30	-94.044	-38.475	55.569
0	31	-267.112	-281.590	-14.478
0	32	-222.886	-234.002	-11.116
0	33	-62.117	-73.788	-11.671
	Max	93.499	144.196	72.619
	Average	-144.669	-133.371	11.298
	Min	-371.140	-411.826	-41.196
	Std Dev	121.626	120.445	28.114



28.300_ACCURACY /Voltage_Offset		
Test Site	Dallas	
Tester	ETS-364	
Test Number	EB6938	
Max Limit	1500	uV
Min Limit	-1450	uV

	0	20	21	30	31	50	51
LL	-1450.000	-1450.000	-1450.000	-1450.000	-1450.000	-1450.000	-1450.000
Min	-281.590	-277.022	-411.826	-244.883	-332.505	-177.580	-285.196
Average	-196.460	-126.736	-164.748	-99.029	-121.353	-50.227	-200.283
Max	-73.788	-17.932	-52.208	22.662	-20.894	144.196	-100.991
UL	1500.000	1500.000	1500.000	1500.000	1500.000	1500.000	1500.000

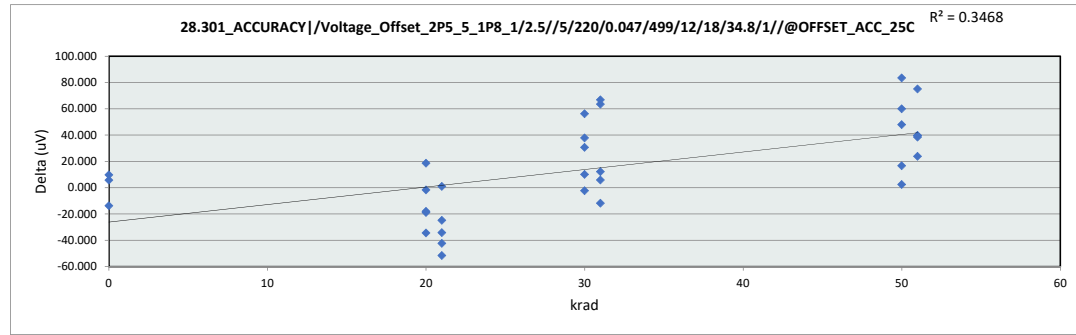




LDR Report  
TPS7H1111-SEP

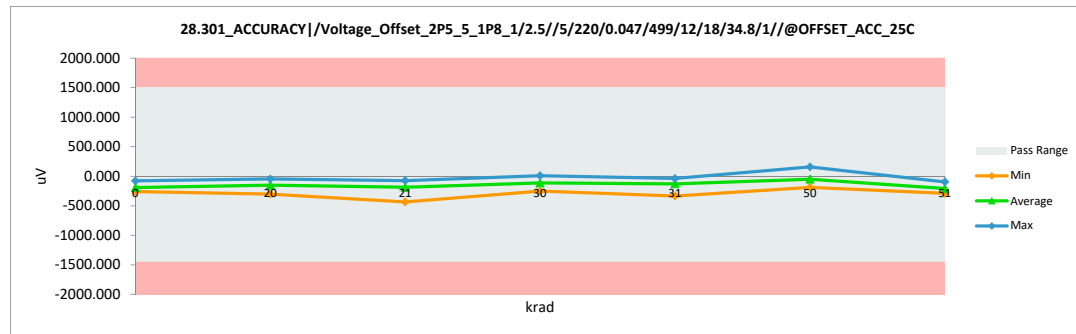
28.301_ACCURACY /Voltage_Offset		
Test Site	Dallas	Dallas
Tester	ETS-364	ETS-364
Test Number	EB6938	EB6938
Unit	uV	uV
Max Limit	1500	1500
Min Limit	-1450	-1450

krad	Serial #	Pre	Post	Delta
21	1	-227.362	-226.402	0.960
21	2	-50.443	-75.328	-24.885
21	3	-401.369	-435.561	-34.192
21	4	-34.779	-86.415	-51.636
21	5	-72.104	-114.518	-42.414
20	6	-65.187	-46.617	18.570
20	7	-102.949	-137.401	-34.452
20	8	-206.155	-224.274	-18.119
20	9	-283.247	-302.142	-18.895
20	10	-47.889	-49.686	-1.797
31	11	-227.362	-163.823	63.539
31	12	-50.443	-38.278	12.165
31	13	-401.369	-334.549	66.820
31	14	-34.779	-46.623	-11.844
31	15	-72.104	-66.251	5.853
30	16	-65.187	-27.364	37.823
30	17	-102.949	-92.918	10.031
30	18	-206.155	-208.533	-2.378
30	19	-283.247	-252.622	30.625
30	20	-47.889	8.309	56.198
51	21	-220.060	-181.651	38.409
51	22	-262.049	-186.980	75.069
51	23	-308.347	-284.493	23.854
51	24	-329.500	-290.102	39.398
51	25	-136.614	-96.881	39.733
50	26	-271.249	-187.743	83.506
50	27	-173.980	-171.649	2.331
50	28	-25.567	-8.988	16.579
50	29	99.182	159.186	60.004
50	30	-88.108	-40.156	47.952
0	31	-269.991	-260.323	9.668
0	32	-240.648	-234.979	5.669
0	33	-65.291	-79.143	-13.852
	Max	99.182	159.186	83.506
	Average	-159.854	-144.997	14.857
	Min	-401.369	-435.561	-51.636
	Std Dev	122.032	120.613	35.324



28.301_ACCURACY /Voltage_Offset		
Test Site	Dallas	
Tester	ETS-364	
Test Number	EB6938	
Max Limit	1500	uV
Min Limit	-1450	uV

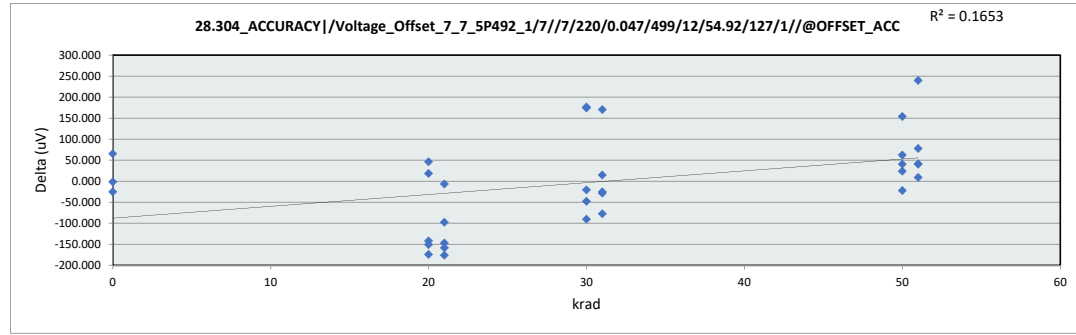
krad	0	20	21	30	31	50	51
LL	-1450.000	-1450.000	-1450.000	-1450.000	-1450.000	-1450.000	-1450.000
Min	-260.323	-302.142	-435.561	-252.622	-334.549	-187.743	-290.102
Average	-191.482	-152.024	-187.645	-114.626	-129.905	-49.870	-208.021
Max	-79.143	-46.617	-75.328	8.309	-38.278	159.186	-96.881
UL	1500.000	1500.000	1500.000	1500.000	1500.000	1500.000	1500.000



LDR Report  
TPS7H1111-SEP

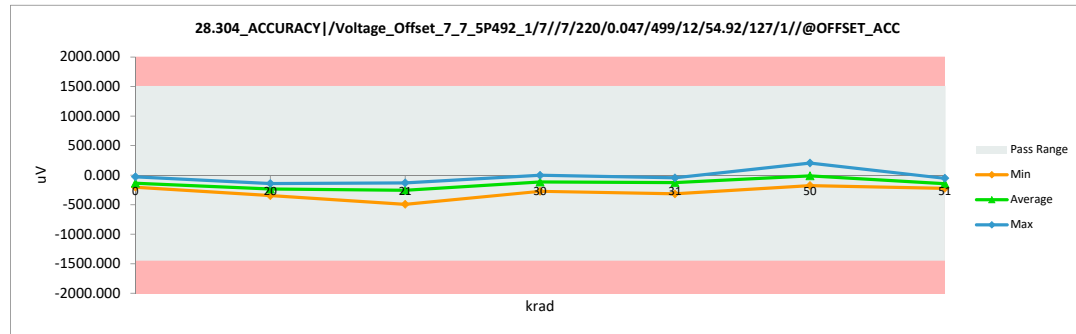
28.304_ACCURACY /Voltage_Offset		
Test Site	Dallas	Dallas
Tester	ETS-364	ETS-364
Test Number	EB6938	EB6938
Unit	uV	uV
Max Limit	1500	1500
Min Limit	-1450	-1450

krad	Serial #	Pre	Post	Delta
21	1	-154.543	-313.115	-158.572
21	2	-33.545	-131.369	-97.824
21	3	-488.001	-494.695	-6.694
21	4	5.865	-170.231	-176.096
21	5	-20.742	-168.157	-147.415
20	6	-188.261	-142.097	46.164
20	7	-33.545	-207.782	-174.237
20	8	-182.939	-325.441	-142.502
20	9	-196.433	-347.447	-151.014
20	10	-177.294	-159.121	18.173
31	11	-154.543	-140.166	14.377
31	12	-33.545	-62.037	-28.492
31	13	-488.001	-317.907	170.094
31	14	5.865	-71.716	-77.581
31	15	-20.742	-46.110	-25.368
30	16	-188.261	-11.921	176.340
30	17	-33.545	-54.479	-20.934
30	18	-182.939	-273.657	-90.718
30	19	-196.433	-244.403	-47.970
30	20	-177.294	-3.171	174.123
51	21	-186.968	-109.220	77.748
51	22	-373.465	-133.944	239.521
51	23	-264.263	-223.970	40.293
51	24	-251.293	-210.214	41.079
51	25	-61.607	-52.905	8.702
50	26	-175.953	-135.732	40.221
50	27	-156.236	-178.647	-22.411
50	28	-108.582	45.180	153.762
50	29	141.454	203.419	61.965
50	30	-16.212	7.415	23.627
0	31	-240.970	-175.977	64.993
0	32	-180.006	-205.469	-25.463
0	33	-27.442	-29.111	-1.669
	Max	141.454	203.419	239.521
	Average	-146.679	-148.006	-1.327
	Min	-488.001	-494.695	-176.096
	Std Dev	135.464	133.947	108.139



28.304_ACCURACY /Voltage_Offset		
Test Site	Dallas	
Tester	ETS-364	
Test Number	EB6938	
Max Limit	1500	uV
Min Limit	-1450	uV

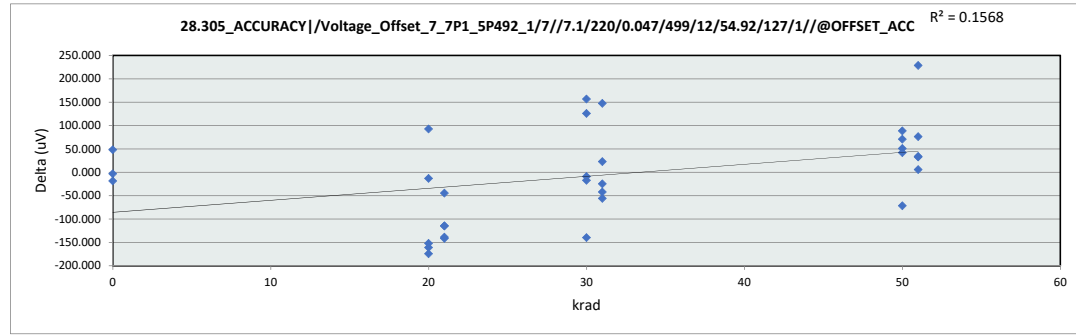
krad	0	20	21	30	31	50	51
LL	-1450.000	-1450.000	-1450.000	-1450.000	-1450.000	-1450.000	-1450.000
Min	-205.469	-347.447	-494.695	-273.657	-317.907	-178.647	-223.970
Average	-136.852	-236.378	-255.513	-117.526	-127.587	-11.673	-146.051
Max	-29.111	-142.097	-131.369	-3.171	-46.110	203.419	-52.905
UL	1500.000	1500.000	1500.000	1500.000	1500.000	1500.000	1500.000



LDR Report  
TPS7H1111-SEP

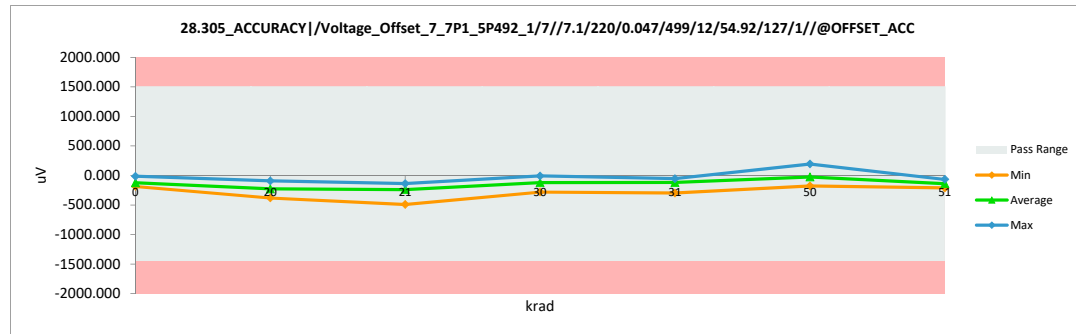
28.305_ACCURACY /Voltage_Offset		
Test Site	Dallas	Dallas
Tester	ETS-364	ETS-364
Test Number	EB6938	EB6938
Unit	uV	uV
Max Limit	1500	1500
Min Limit	-1450	-1450

krad	Serial #	Pre	Post	Delta
21	1	-144.339	-285.912	-141.573
21	2	-23.317	-138.140	-114.823
21	3	-446.389	-491.238	-44.849
21	4	-29.826	-144.815	-114.989
21	5	-2.098	-141.144	-139.046
20	6	-185.536	-93.007	92.529
20	7	-64.087	-216.246	-152.159
20	8	-140.524	-301.719	-161.195
20	9	-206.757	-381.351	-174.594
20	10	-133.990	-147.271	-13.281
31	11	-144.339	-121.474	22.865
31	12	-23.317	-65.494	-42.177
31	13	-446.389	-299.239	147.150
31	14	-29.826	-54.550	-24.724
31	15	-2.098	-58.079	-55.981
30	16	-185.536	-28.872	156.664
30	17	-64.087	-73.266	-9.179
30	18	-140.524	-280.452	-139.928
30	19	-206.757	-223.947	-17.190
30	20	-133.990	-8.392	125.598
51	21	-127.530	-93.889	33.641
51	22	-374.220	-145.841	228.379
51	23	-260.878	-184.846	76.032
51	24	-244.546	-211.883	32.663
51	25	-71.788	-66.328	5.460
50	26	-180.984	-139.117	41.867
50	27	-105.286	-176.930	-71.644
50	28	-100.778	-12.445	88.333
50	29	122.738	193.334	70.596
50	30	-43.392	7.439	50.831
0	31	-224.066	-176.001	48.065
0	32	-168.085	-186.801	-18.716
0	33	-10.347	-13.781	-3.434
	Max	122.738	193.334	228.379
	Average	-137.663	-144.294	-6.631
	Min	-446.389	-491.238	-174.594
	Std Dev	124.306	128.378	101.207



28.305_ACCURACY /Voltage_Offset		
Test Site	Dallas	
Tester	ETS-364	
Test Number	EB6938	
Max Limit	1500	uV
Min Limit	-1450	uV

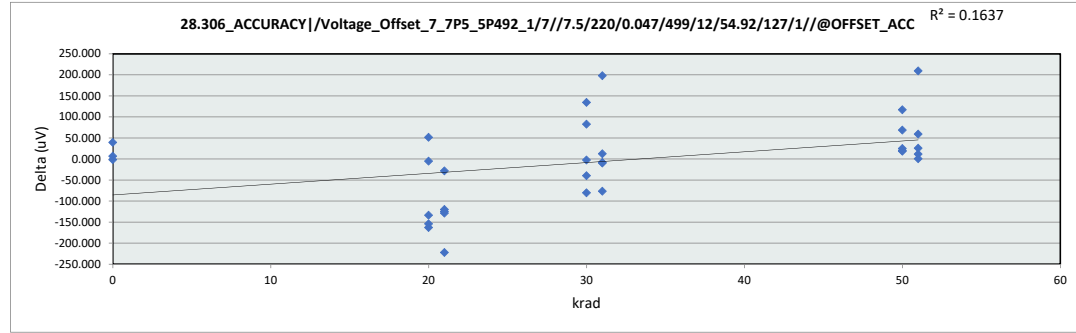
krad	0	20	21	30	31	50	51
LL	-1450.000	-1450.000	-1450.000	-1450.000	-1450.000	-1450.000	-1450.000
Min	-186.801	-381.351	-491.238	-280.452	-299.239	-176.930	-211.883
Average	-125.528	-227.919	-240.250	-122.986	-119.767	-25.544	-140.557
Max	-13.781	-93.007	-138.140	-8.392	-54.550	193.334	-66.328
UL	1500.000	1500.000	1500.000	1500.000	1500.000	1500.000	1500.000



LDR Report  
TPS7H1111-SEP

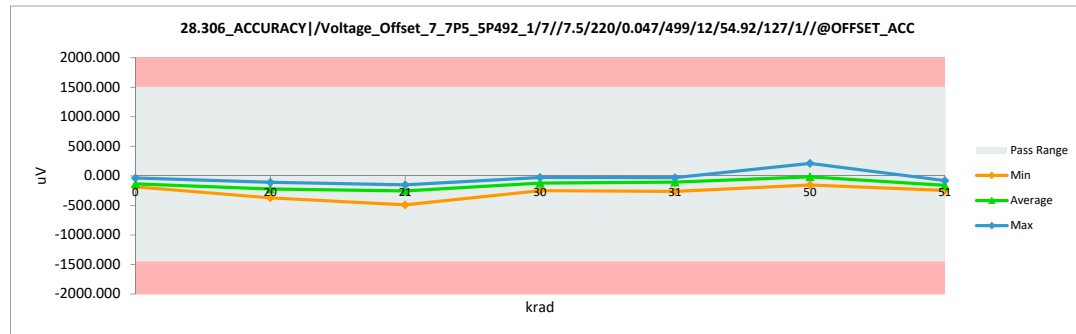
28.306_ACCURACY /Voltage_Offset		
Test Site	Dallas	Dallas
Tester	ETS-364	ETS-364
Test Number	EB6938	EB6938
Unit	uV	uV
Max Limit	1500	1500
Min Limit	-1450	-1450

krad	Serial #	Pre	Post	Delta
21	1	-164.700	-289.392	-124.692
21	2	-23.365	-151.825	-128.460
21	3	-463.159	-491.261	-28.102
21	4	-34.904	-154.901	-119.997
21	5	36.979	-185.227	-222.206
20	6	-161.583	-109.887	51.696
20	7	-47.112	-180.626	-133.514
20	8	-169.444	-323.701	-154.257
20	9	-208.259	-371.122	-162.863
20	10	-121.886	-126.934	-5.048
31	11	-164.700	-152.111	12.589
31	12	-23.365	-31.614	-8.249
31	13	-463.159	-265.241	197.918
31	14	-34.904	-44.370	-9.466
31	15	36.979	-39.411	-76.390
30	16	-161.583	-27.156	134.427
30	17	-47.112	-49.353	-2.241
30	18	-169.444	-249.910	-80.466
30	19	-208.259	-247.717	-39.458
30	20	-121.886	-39.148	82.738
51	21	-186.992	-127.792	59.200
51	22	-333.340	-123.739	209.601
51	23	-243.926	-232.315	11.611
51	24	-247.955	-247.335	0.620
51	25	-105.596	-79.966	25.630
50	26	-179.195	-154.352	24.843
50	27	-146.127	-127.602	18.525
50	28	-95.541	21.458	116.999
50	29	141.430	210.190	68.760
50	30	-53.453	-33.331	20.122
0	31	-224.042	-184.464	39.578
0	32	-185.061	-186.753	-1.692
0	33	-44.179	-37.503	6.676
	Max	141.430	210.190	209.601
	Average	-139.965	-146.497	-6.532
	Min	-463.159	-491.261	-222.206
	Std Dev	127.924	129.594	99.050



28.306_ACCURACY /Voltage_Offset		
Test Site	Dallas	
Tester	ETS-364	
Test Number	EB6938	
Max Limit	1500	uV
Min Limit	-1450	uV

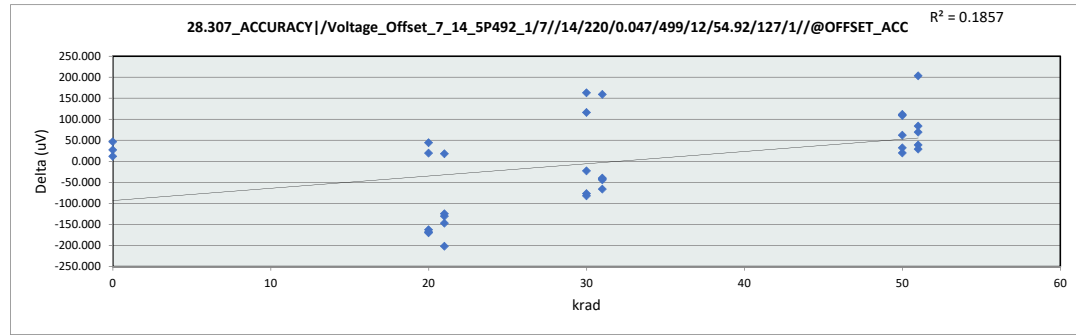
	0	20	21	30	31	50	51
LL	-1450.000	-1450.000	-1450.000	-1450.000	-1450.000	-1450.000	-1450.000
Min	-186.753	-371.122	-491.261	-249.910	-265.241	-154.352	-247.335
Average	-136.240	-222.454	-254.521	-122.657	-106.549	-16.727	-162.229
Max	-37.503	-109.887	-151.825	-27.156	-31.614	210.190	-79.966
UL	1500.000	1500.000	1500.000	1500.000	1500.000	1500.000	1500.000



LDR Report  
TPS7H1111-SEP

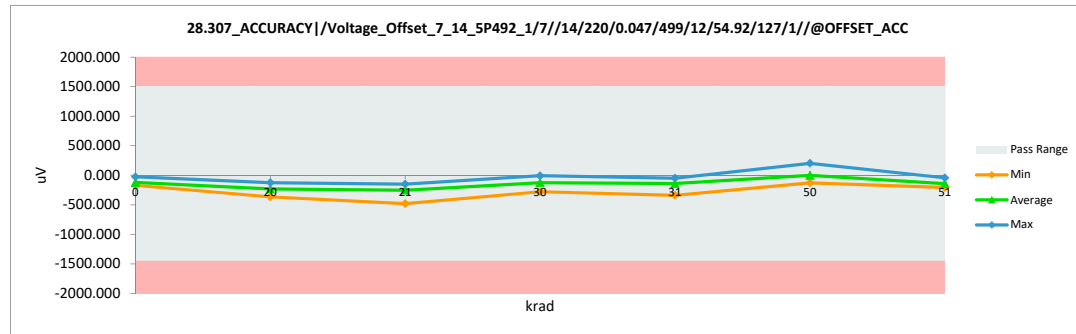
28.307_ACCURACY /Voltage_Offset		
Test Site	Dallas	Dallas
Tester	ETS-364	ETS-364
Test Number	EB6938	EB6938
Unit	uV	uV
Max Limit	1500	1500
Min Limit	-1450	-1450

krad	Serial #	Pre	Post	Delta
21	1	-145.936	-270.748	-124.812
21	2	-19.908	-150.156	-130.248
21	3	-499.092	-481.176	17.916
21	4	-9.513	-156.641	-147.128
21	5	-2.003	-203.991	-201.988
20	6	-165.235	-145.555	19.680
20	7	-36.883	-199.413	-162.530
20	8	-162.578	-330.472	-167.894
20	9	-196.242	-366.116	-169.874
20	10	-171.315	-126.958	44.357
31	11	-145.936	-185.823	-39.887
31	12	-19.908	-63.872	-43.964
31	13	-499.092	-340.056	159.036
31	14	-9.513	-51.165	-41.652
31	15	-2.003	-68.188	-66.185
30	16	-165.235	-49.186	116.049
30	17	-36.883	-113.702	-76.819
30	18	-162.578	-185.370	-22.792
30	19	-196.242	-278.234	-81.992
30	20	-171.315	-8.535	162.780
51	21	-193.644	-124.335	69.309
51	22	-336.968	-133.681	203.287
51	23	-247.383	-208.497	38.886
51	24	-285.244	-201.392	83.852
51	25	-73.361	-44.203	29.158
50	26	-240.159	-128.746	111.413
50	27	-140.882	-108.814	32.068
50	28	-88.989	19.836	108.825
50	29	139.689	201.797	62.108
50	30	-10.920	9.155	20.075
0	31	-213.957	-167.418	46.539
0	32	-198.483	-171.328	27.155
0	33	-39.124	-27.204	11.920
	Max	139.689	201.797	203.287
	Average	-143.843	-147.278	-3.435
	Min	-499.092	-481.176	-201.988
	Std Dev	136.432	129.158	105.607



28.307_ACCURACY /Voltage_Offset		
Test Site	Dallas	
Tester	ETS-364	
Test Number	EB6938	
Max Limit	1500 uV	
Min Limit	-1450 uV	

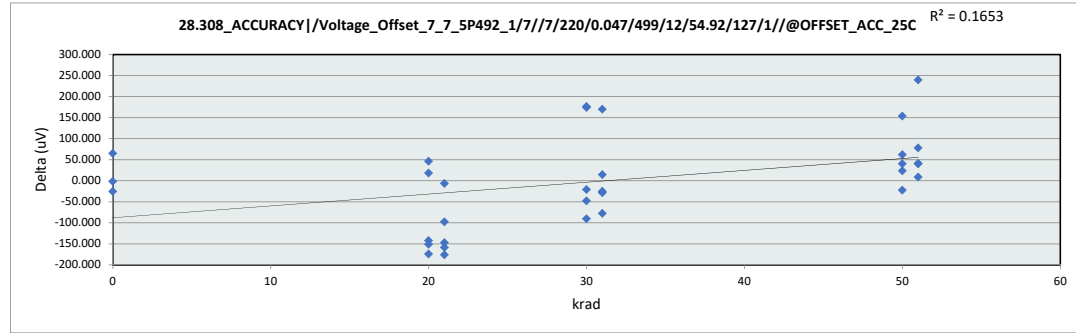
krad	0	20	21	30	31	50	51
LL	-1450.000	-1450.000	-1450.000	-1450.000	-1450.000	-1450.000	-1450.000
Min	-171.328	-366.116	-481.176	-278.234	-340.056	-128.746	-208.497
Average	-121.983	-233.703	-252.542	-127.005	-141.821	-1.354	-142.422
Max	-27.204	-126.958	-150.156	-8.535	-51.165	201.797	-44.203
UL	1500.000	1500.000	1500.000	1500.000	1500.000	1500.000	1500.000



LDR Report  
TPS7H1111-SEP

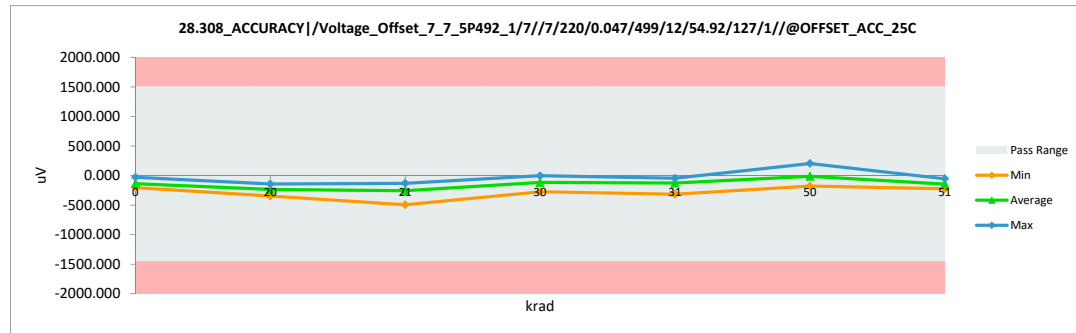
28.308_ACCURACY /Voltage_Offset		
Test Site	Dallas	Dallas
Tester	ETS-364	ETS-364
Test Number	EB6938	EB6938
Unit	uV	uV
Max Limit	1500	1500
Min Limit	-1450	-1450

krad	Serial #	Pre	Post	Delta
21	1	-154.543	-313.115	-158.572
21	2	-33.545	-131.369	-97.824
21	3	-488.001	-494.695	-6.694
21	4	5.865	-170.231	-176.096
21	5	-20.742	-168.157	-147.415
20	6	-188.261	-142.097	46.164
20	7	-33.545	-207.782	-174.237
20	8	-182.939	-325.441	-142.502
20	9	-196.433	-347.447	-151.014
20	10	-177.294	-159.121	18.173
31	11	-154.543	-140.166	14.377
31	12	-33.545	-62.037	-28.492
31	13	-488.001	-317.907	170.094
31	14	5.865	-71.716	-77.581
31	15	-20.742	-46.110	-25.368
30	16	-188.261	-11.921	176.340
30	17	-33.545	-54.479	-20.934
30	18	-182.939	-273.657	-90.718
30	19	-196.433	-244.403	-47.970
30	20	-177.294	-3.171	174.123
51	21	-186.968	-109.220	77.748
51	22	-373.465	-133.944	239.521
51	23	-264.263	-223.970	40.293
51	24	-251.293	-210.214	41.079
51	25	-61.607	-52.905	8.702
50	26	-175.953	-135.732	40.221
50	27	-156.236	-178.647	-22.411
50	28	-108.582	45.180	153.762
50	29	141.454	203.419	61.965
50	30	-16.212	7.415	23.627
0	31	-240.970	-175.977	64.993
0	32	-180.006	-205.469	-25.463
0	33	-27.442	-29.111	-1.669
Max	141.454	203.419	239.521	
Average	-146.679	-148.006	-1.327	
Min	-488.001	-494.695	-176.096	
Std Dev	135.464	133.947	108.139	



28.308_ACCURACY /Voltage_Offset		
Test Site	Dallas	
Tester	ETS-364	
Test Number	EB6938	
Max Limit	1500	uV
Min Limit	-1450	uV

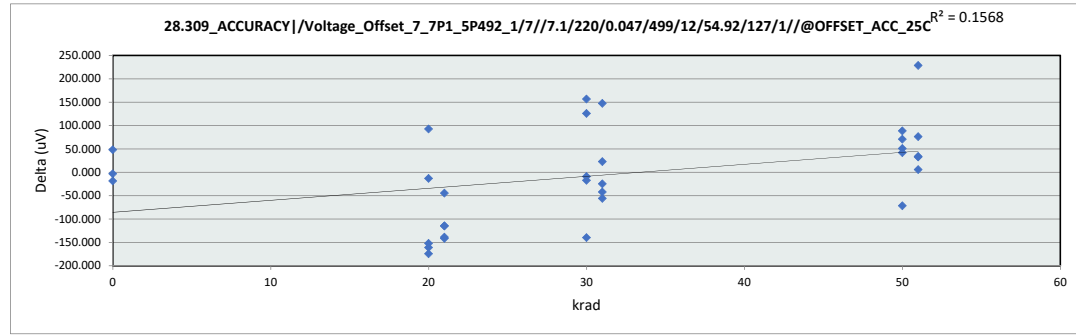
krad	0	20	21	30	31	50	51
LL	-1450.000	-1450.000	-1450.000	-1450.000	-1450.000	-1450.000	-1450.000
Min	-205.469	-347.447	-494.695	-273.657	-317.907	-178.647	-223.970
Average	-136.852	-236.378	-255.513	-117.526	-127.587	-11.673	-146.051
Max	-29.111	-142.097	-131.369	-3.171	-46.110	203.419	-52.905
UL	1500.000	1500.000	1500.000	1500.000	1500.000	1500.000	1500.000



LDR Report  
TPS7H1111-SEP

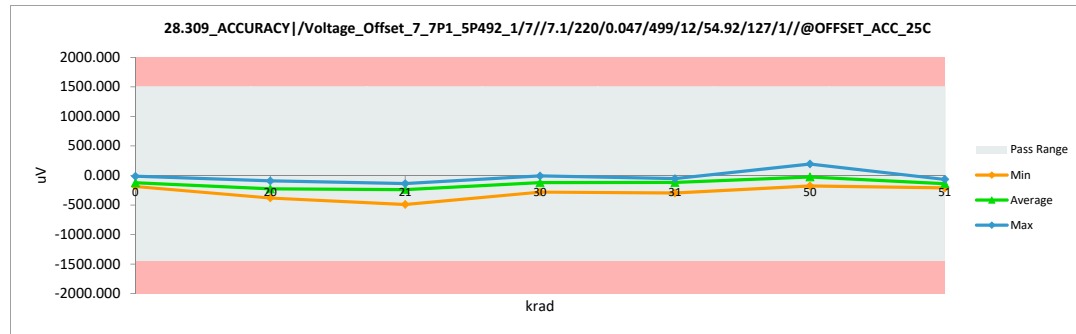
28.309_ACCURACY /Voltage_Offset		
Test Site	Dallas	Dallas
Tester	ETS-364	ETS-364
Test Number	EB6938	EB6938
Unit	uV	uV
Max Limit	1500	1500
Min Limit	-1450	-1450

krad	Serial #	Pre	Post	Delta
21	1	-144.339	-285.912	-141.573
21	2	-23.317	-138.140	-114.823
21	3	-446.389	-491.238	-44.849
21	4	-29.826	-144.815	-114.989
21	5	-2.098	-141.144	-139.046
20	6	-185.536	-93.007	92.529
20	7	-64.087	-216.246	-152.159
20	8	-140.524	-301.719	-161.195
20	9	-206.757	-381.351	-174.594
20	10	-133.990	-147.271	-13.281
31	11	-144.339	-121.474	22.865
31	12	-23.317	-65.494	-42.177
31	13	-446.389	-299.239	147.150
31	14	-29.826	-54.550	-24.724
31	15	-2.098	-58.079	-55.981
30	16	-185.536	-28.872	156.664
30	17	-64.087	-73.266	-9.179
30	18	-140.524	-280.452	-139.928
30	19	-206.757	-223.947	-17.190
30	20	-133.990	-8.392	125.598
51	21	-127.530	-93.889	33.641
51	22	-374.220	-145.841	228.379
51	23	-260.878	-184.846	76.032
51	24	-244.546	-211.883	32.663
51	25	-71.788	-66.328	5.460
50	26	-180.984	-139.117	41.867
50	27	-105.286	-176.930	-71.644
50	28	-100.778	-12.445	88.333
50	29	122.738	193.334	70.596
50	30	-43.392	7.439	50.831
0	31	-224.066	-176.001	48.065
0	32	-168.085	-186.801	-18.716
0	33	-10.347	-13.781	-3.434
	Max	122.738	193.334	228.379
	Average	-137.663	-144.294	-6.631
	Min	-446.389	-491.238	-174.594
	Std Dev	124.306	128.378	101.207



28.309_ACCURACY /Voltage_Offset		
Test Site	Dallas	
Tester	ETS-364	
Test Number	EB6938	
Max Limit	1500	uV
Min Limit	-1450	uV

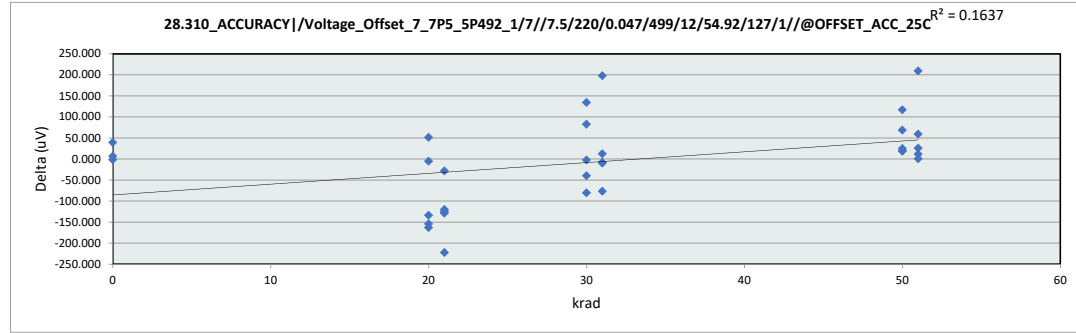
krad	0	20	21	30	31	50	51
LL	-1450.000	-1450.000	-1450.000	-1450.000	-1450.000	-1450.000	-1450.000
Min	-186.801	-381.351	-491.238	-280.452	-299.239	-176.930	-211.883
Average	-125.528	-227.919	-240.250	-122.986	-119.767	-25.544	-140.557
Max	-13.781	-93.007	-138.140	-8.392	-54.550	193.334	-66.328
UL	1500.000	1500.000	1500.000	1500.000	1500.000	1500.000	1500.000



LDR Report  
TPS7H1111-SEP

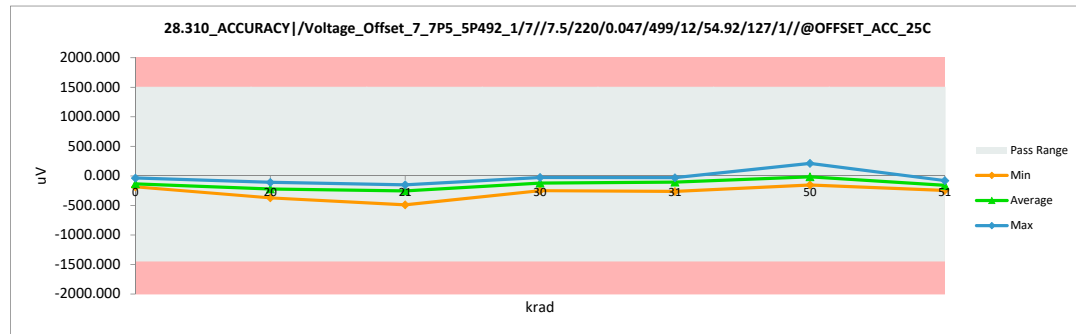
28.310_ACCURACY /Voltage_Offset		
Test Site	Dallas	Dallas
Tester	ETS-364	ETS-364
Test Number	EB6938	EB6938
Unit	uV	uV
Max Limit	1500	1500
Min Limit	-1450	-1450

krad	Serial #	Pre	Post	Delta
21	1	-164.700	-289.392	-124.692
21	2	-23.365	-151.825	-128.460
21	3	-463.159	-491.261	-28.102
21	4	-34.904	-154.901	-119.997
21	5	36.979	-185.227	-222.206
20	6	-161.583	-109.887	51.696
20	7	-47.112	-180.626	-133.514
20	8	-169.444	-323.701	-154.257
20	9	-208.259	-371.122	-162.863
20	10	-121.886	-126.934	-5.048
31	11	-164.700	-152.111	12.589
31	12	-23.365	-31.614	-8.249
31	13	-463.159	-265.241	197.918
31	14	-34.904	-44.370	-9.466
31	15	36.979	-39.411	-76.390
30	16	-161.583	-27.156	134.427
30	17	-47.112	-49.353	-2.241
30	18	-169.444	-249.910	-80.466
30	19	-208.259	-247.717	-39.458
30	20	-121.886	-39.148	82.738
51	21	-186.992	-127.792	59.200
51	22	-333.340	-123.739	209.601
51	23	-243.926	-232.315	11.611
51	24	-247.955	-247.335	0.620
51	25	-105.596	-79.966	25.630
50	26	-179.195	-154.352	24.843
50	27	-146.127	-127.602	18.525
50	28	-95.541	21.458	116.999
50	29	141.430	210.190	68.760
50	30	-53.453	-33.331	20.122
0	31	-224.042	-184.464	39.578
0	32	-185.061	-186.753	-1.692
0	33	-44.179	-37.503	6.676
	Max	141.430	210.190	209.601
	Average	-139.965	-146.497	-6.532
	Min	-463.159	-491.261	-222.206
	Std Dev	127.924	129.594	99.050



28.310_ACCURACY /Voltage_Offset		
Test Site	Dallas	
Tester	ETS-364	
Test Number	EB6938	
Max Limit	1500	uV
Min Limit	-1450	uV

krad	0	20	21	30	31	50	51
LL	-1450.000	-1450.000	-1450.000	-1450.000	-1450.000	-1450.000	-1450.000
Min	-186.753	-371.122	-491.261	-249.910	-265.241	-154.352	-247.335
Average	-136.240	-222.454	-254.521	-122.657	-106.549	-16.727	-162.229
Max	-37.503	-109.887	-151.825	-27.156	-31.614	210.190	-79.966
UL	1500.000	1500.000	1500.000	1500.000	1500.000	1500.000	1500.000

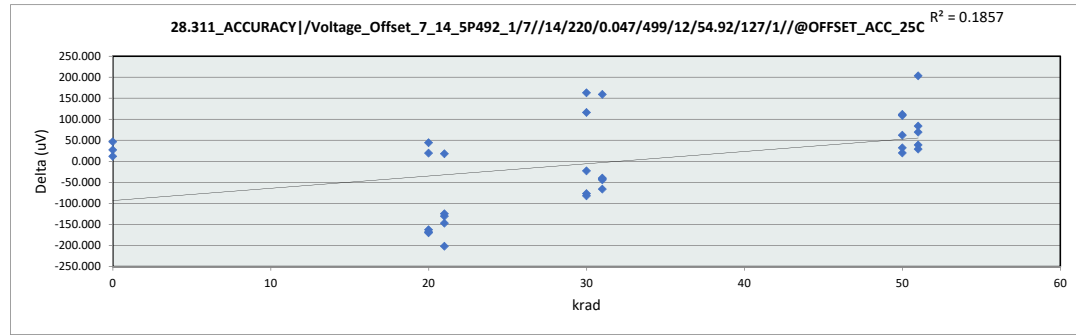




LDR Report  
TPS7H1111-SEP

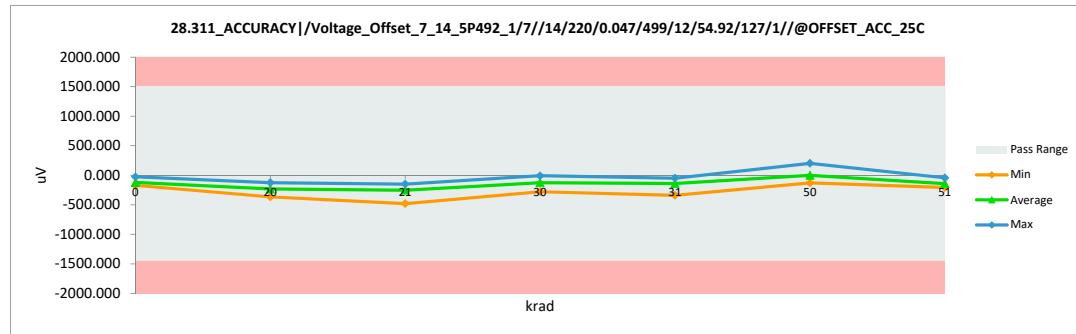
28.311_ACCURACY /Voltage_Offset		
Test Site	Dallas	Dallas
Tester	ETS-364	ETS-364
Test Number	EB6938	EB6938
Unit	uV	uV
Max Limit	1500	1500
Min Limit	-1450	-1450

krad	Serial #	Pre	Post	Delta
21	1	-145.936	-270.748	-124.812
21	2	-19.908	-150.156	-130.248
21	3	-499.092	-481.176	17.916
21	4	-9.513	-156.641	-147.128
21	5	-2.003	-203.991	-201.988
20	6	-165.235	-145.555	19.680
20	7	-36.883	-199.413	-162.530
20	8	-162.578	-330.472	-167.894
20	9	-196.242	-366.116	-169.874
20	10	-171.315	-126.958	44.357
31	11	-145.936	-185.823	-39.887
31	12	-19.908	-63.872	-43.964
31	13	-499.092	-340.056	159.036
31	14	-9.513	-51.165	-41.652
31	15	-2.003	-68.188	-66.185
30	16	-165.235	-49.186	116.049
30	17	-36.883	-113.702	-76.819
30	18	-162.578	-185.370	-22.792
30	19	-196.242	-278.234	-81.992
30	20	-171.315	-8.535	162.780
51	21	-193.644	-124.335	69.309
51	22	-336.968	-133.681	203.287
51	23	-247.383	-208.497	38.886
51	24	-285.244	-201.392	83.852
51	25	-73.361	-44.203	29.158
50	26	-240.159	-128.746	111.413
50	27	-140.882	-108.814	32.068
50	28	-88.989	19.836	108.825
50	29	139.689	201.797	62.108
50	30	-10.920	9.155	20.075
0	31	-213.957	-167.418	46.539
0	32	-198.483	-171.328	27.155
0	33	-39.124	-27.204	11.920
	Max	139.689	201.797	203.287
	Average	-143.843	-147.278	-3.435
	Min	-499.092	-481.176	-201.988
	Std Dev	136.432	129.158	105.607



28.311_ACCURACY /Voltage_Offset		
Test Site	Dallas	
Tester	ETS-364	
Test Number	EB6938	
Max Limit	1500	uV
Min Limit	-1450	uV

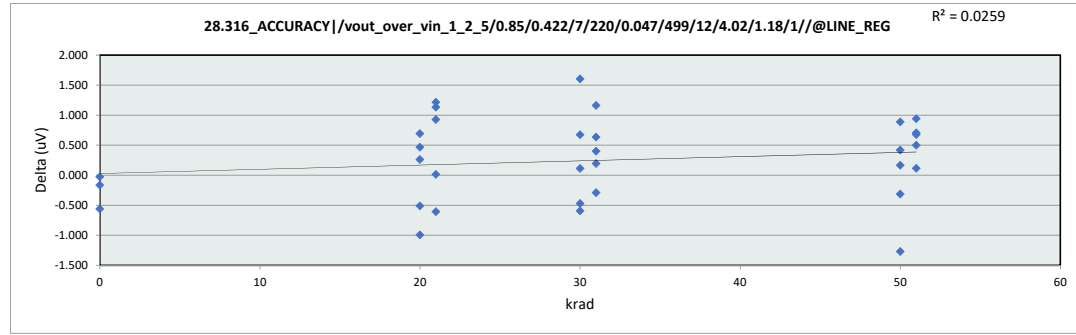
krad	0	20	21	30	31	50	51
LL	-1450.000	-1450.000	-1450.000	-1450.000	-1450.000	-1450.000	-1450.000
Min	-171.328	-366.116	-481.176	-278.234	-340.056	-128.746	-208.497
Average	-121.983	-233.703	-252.542	-127.005	-141.821	-1.354	-142.422
Max	-27.204	-126.958	-150.156	-8.535	-51.165	201.797	-44.203
UL	1500.000	1500.000	1500.000	1500.000	1500.000	1500.000	1500.000



LDR Report  
TPS7H1111-SEP

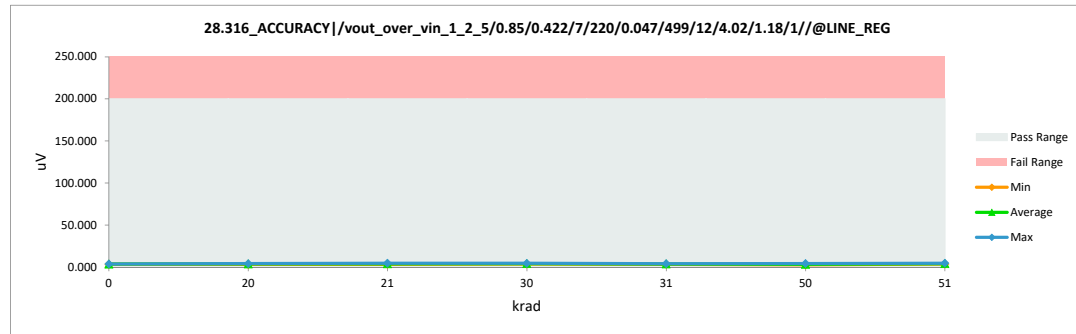
28.316_ACCURACY /vout_over		
Test Site	Dallas	Dallas
Tester	ETS-364	ETS-364
Test Number	EB6938	EB6938
Unit	uV	uV
Max Limit	200	200
Min Limit	0	0

krad	Serial #	Pre	Post	Delta
21	1	2.639	3.565	0.926
21	2	3.095	4.310	1.215
21	3	3.234	3.247	0.013
21	4	3.994	3.385	-0.609
21	5	3.441	4.573	1.132
20	6	2.943	3.634	0.691
20	7	3.911	4.172	0.261
20	8	3.430	3.896	0.466
20	9	4.256	3.744	-0.512
20	10	4.214	3.220	-0.994
31	11	2.639	3.799	1.160
31	12	3.095	3.288	0.193
31	13	3.234	3.633	0.399
31	14	3.994	3.702	-0.292
31	15	3.441	4.075	0.634
30	16	2.943	4.545	1.602
30	17	3.911	4.021	0.110
30	18	3.430	4.103	0.673
30	19	4.256	3.784	-0.472
30	20	4.214	3.619	-0.595
51	21	3.442	4.381	0.939
51	22	3.743	3.857	0.114
51	23	3.581	4.287	0.706
51	24	3.083	3.579	0.496
51	25	3.897	4.574	0.677
50	26	3.316	4.201	0.885
50	27	3.552	3.969	0.417
50	28	3.565	3.250	-0.315
50	29	4.049	2.778	-1.271
50	30	2.503	2.666	0.163
0	31	3.911	3.745	-0.166
0	32	3.414	3.387	-0.027
0	33	4.257	3.693	-0.564
	Max	4.257	4.574	1.602
	Average	3.534	3.778	0.244
	Min	2.503	2.666	-1.271
	Std Dev	0.501	0.475	0.680



28.316_ACCURACY /vout_over		
Test Site	Dallas	
Tester	ETS-364	
Test Number	EB6938	
Max Limit	200	uV
Min Limit	0	uV

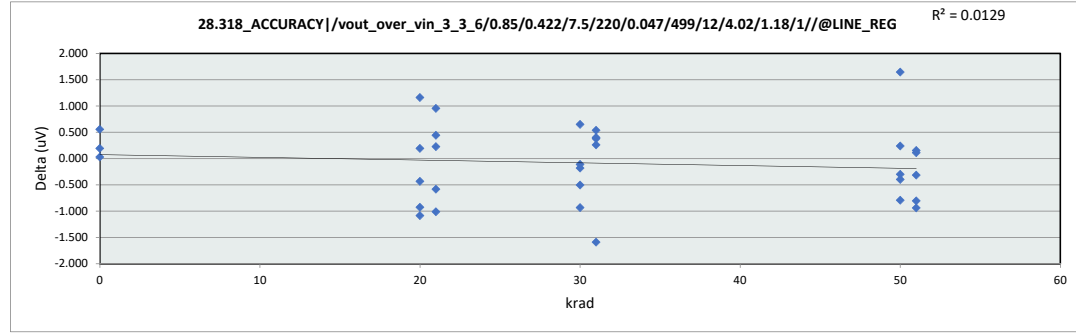
	0	20	21	30	31	50	51
LL	0.000	0.000	0.000	0.000	0.000	0.000	0.000
Min	3.387	3.220	3.247	3.619	3.288	2.666	3.579
Average	3.608	3.733	3.816	4.014	3.699	3.373	4.136
Max	3.745	4.172	4.573	4.545	4.075	4.201	4.574
UL	200.000	200.000	200.000	200.000	200.000	200.000	200.000



LDR Report  
TPS7H1111-SEP

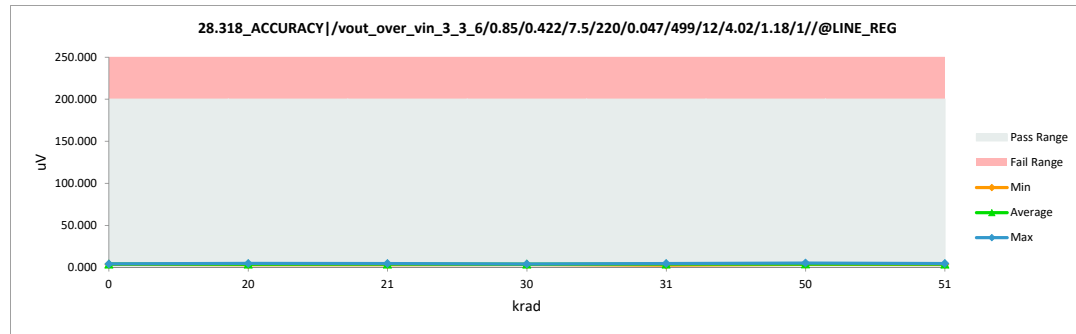
28.318_ACCURACY /vout_over		
Test Site	Dallas	Dallas
Tester	ETS-364	ETS-364
Test Number	EB6938	EB6938
Unit	uV	uV
Max Limit	200	200
Min Limit	0	0

krad	Serial #	Pre	Post	Delta
21	1	4.299	3.288	-1.011
21	2	3.648	4.601	0.953
21	3	3.876	4.103	0.227
21	4	4.105	4.546	0.441
21	5	3.982	3.398	-0.584
20	6	4.303	3.869	-0.434
20	7	3.579	4.738	1.159
20	8	4.201	3.274	-0.927
20	9	3.413	3.607	0.194
20	10	4.858	3.772	-1.086
31	11	4.299	2.707	-1.592
31	12	3.648	4.048	0.400
31	13	3.876	4.255	0.379
31	14	4.105	4.642	0.537
31	15	3.982	4.242	0.260
30	16	4.303	3.799	-0.504
30	17	3.579	3.398	-0.181
30	18	4.201	4.089	-0.112
30	19	3.413	4.062	0.649
30	20	4.858	3.924	-0.934
51	21	4.466	4.619	0.153
51	22	4.291	3.485	-0.806
51	23	4.104	3.788	-0.316
51	24	4.699	3.761	-0.938
51	25	3.814	3.925	0.111
50	26	3.540	5.184	1.644
50	27	4.174	3.775	-0.399
50	28	4.332	3.538	-0.794
50	29	3.896	3.595	-0.301
50	30	3.690	3.927	0.237
0	31	3.206	3.761	0.555
0	32	3.980	4.174	0.194
0	33	3.911	3.940	0.029
Max		4.858	5.184	1.644
Average		4.019	3.934	-0.085
Min		3.206	2.707	-1.592
Std Dev		0.402	0.500	0.714



28.318_ACCURACY /vout_over		
Test Site	Dallas	
Tester	ETS-364	
Test Number	EB6938	
Max Limit	200	uV
Min Limit	0	uV

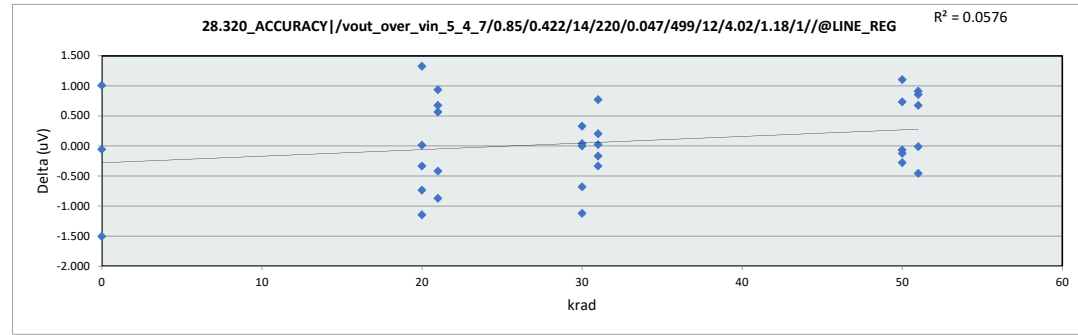
krad	0	20	21	30	31	50	51
LL	0.000	0.000	0.000	0.000	0.000	0.000	0.000
Min	3.761	3.274	3.288	3.398	2.707	3.538	3.485
Average	3.958	3.852	3.987	3.854	3.979	4.004	3.916
Max	4.174	4.738	4.601	4.089	4.642	5.184	4.619
UL	200.000	200.000	200.000	200.000	200.000	200.000	200.000



LDR Report  
TPS7H1111-SEP

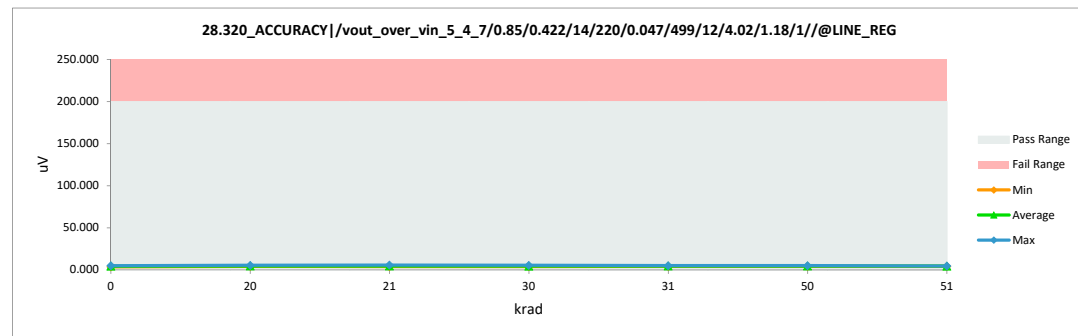
28.320_ACCURACY /vout_over		
Test Site	Dallas	Dallas
Tester	ETS-364	ETS-364
Test Number	EB6938	EB6938
Unit	uV	uV
Max Limit	200	200
Min Limit	0	0

krad	Serial #	Pre	Post	Delta
21	1	4.453	4.035	-0.418
21	2	4.810	5.748	0.938
21	3	4.684	3.813	-0.871
21	4	4.215	4.781	0.566
21	5	4.035	4.712	0.677
20	6	4.062	5.388	1.326
20	7	4.589	4.256	-0.333
20	8	5.170	4.435	-0.735
20	9	4.449	4.463	0.014
20	10	5.333	4.187	-1.146
31	11	4.453	4.476	0.023
31	12	4.810	4.476	-0.334
31	13	4.684	4.517	-0.167
31	14	4.215	4.987	0.772
31	15	4.035	4.241	0.206
30	16	4.062	4.103	0.041
30	17	4.589	3.910	-0.679
30	18	5.170	4.048	-1.122
30	19	4.449	4.780	0.331
30	20	5.333	5.332	-0.001
51	21	3.525	4.439	0.914
51	22	4.171	4.160	-0.011
51	23	3.981	4.657	0.676
51	24	3.760	4.618	0.858
51	25	4.672	4.217	-0.455
50	26	4.272	4.204	-0.068
50	27	4.920	4.796	-0.124
50	28	3.579	4.313	0.734
50	29	4.409	4.132	-0.277
50	30	3.913	5.019	1.106
0	31	5.030	3.525	-1.505
0	32	3.940	4.950	1.010
0	33	4.492	4.437	-0.055
	Max	5.333	5.748	1.326
	Average	4.432	4.490	0.057
	Min	3.525	3.525	-1.505
	Std Dev	0.479	0.472	0.711



28.320_ACCURACY /vout_over		
Test Site	Dallas	
Tester	ETS-364	
Test Number	EB6938	
Max Limit	200	uV
Min Limit	0	uV

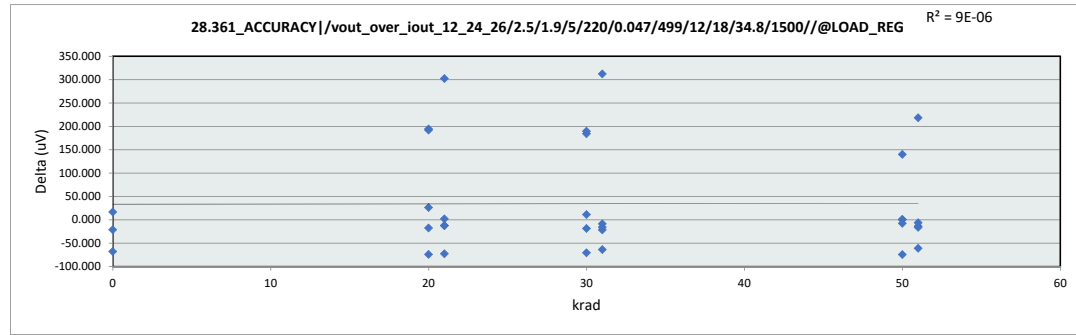
krad	0	20	21	30	31	50	51
LL	0.000	0.000	0.000	0.000	0.000	0.000	0.000
Min	3.525	4.187	3.813	3.910	4.241	4.132	4.160
Average	4.304	4.546	4.618	4.435	4.539	4.493	4.418
Max	4.950	5.388	5.748	5.332	4.987	5.019	4.657
UL	200.000	200.000	200.000	200.000	200.000	200.000	200.000



LDR Report  
TPS7H1111-SEP

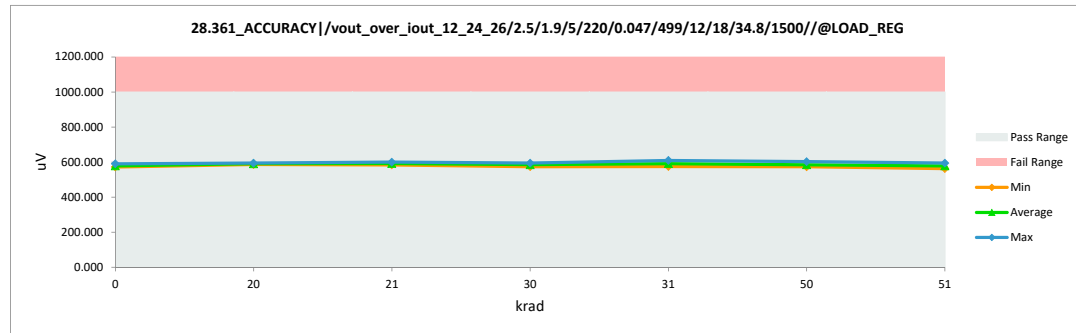
28.361_ACCURACY /vout_over		
Test Site	Dallas	Dallas
Tester	ETS-364	ETS-364
Test Number	EB6938	EB6938
Unit	uV	uV
Max Limit	1000	1000
Min Limit	0	0

krad	Serial #	Pre	Post	Delta
21	1	603.677	591.327	-12.350
21	2	595.816	597.681	1.865
21	3	297.474	599.693	302.219
21	4	660.049	587.271	-72.778
21	5	596.186	583.632	-12.554
20	6	399.621	591.545	191.924
20	7	665.043	590.881	-74.162
20	8	603.916	586.114	-17.802
20	9	562.483	588.611	26.128
20	10	399.633	594.054	194.421
31	11	603.677	587.629	-16.048
31	12	595.816	586.953	-8.863
31	13	297.474	609.355	311.881
31	14	660.049	596.019	-64.030
31	15	596.186	574.292	-21.894
30	16	399.621	588.993	189.372
30	17	665.043	594.197	-70.846
30	18	603.916	585.374	-18.542
30	19	562.483	573.596	11.113
30	20	399.633	583.561	183.928
51	21	585.521	571.481	-14.040
51	22	375.851	594.178	218.327
51	23	642.438	581.263	-61.175
51	24	597.728	581.489	-16.239
51	25	569.063	562.661	-6.402
50	26	601.140	602.110	0.970
50	27	589.645	589.804	0.159
50	28	436.771	576.499	139.728
50	29	647.655	573.318	-74.337
50	30	588.690	580.805	-7.885
0	31	657.806	589.871	-67.935
0	32	592.818	571.517	-21.301
0	33	556.399	572.841	16.442
	Max	665.043	609.355	311.881
	Average	551.798	586.019	34.221
	Min	297.474	562.661	-74.337
	Std Dev	107.998	10.192	111.686



28.361_ACCURACY /vout_over		
Test Site	Dallas	
Tester	ETS-364	
Test Number	EB6938	
Max Limit	1000	uV
Min Limit	0	uV

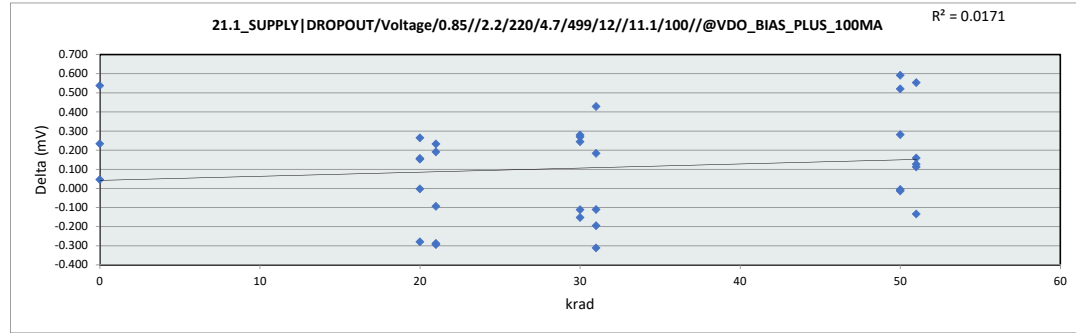
krad	0	20	21	30	31	50	51
LL	0.000	0.000	0.000	0.000	0.000	0.000	0.000
Min	571.517	586.114	583.632	573.596	574.292	573.318	562.661
Average	578.076	590.241	591.921	585.144	590.850	584.507	578.214
Max	589.871	594.054	599.693	594.197	609.355	602.110	594.178
UL	1000.000	1000.000	1000.000	1000.000	1000.000	1000.000	1000.000



LDR Report  
TPS7H1111-SEP

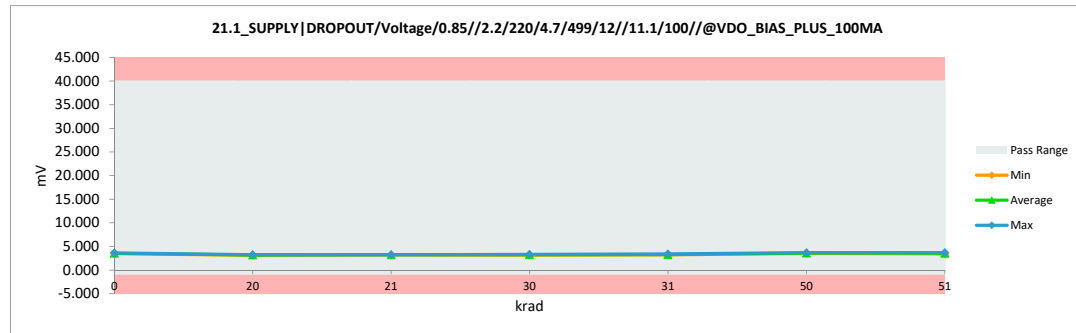
21.1_SUPPLY DROPOUT/Voltage		
Test Site	Dallas	Dallas
Tester	ETS-364	ETS-364
Test Number	EB6938	EB6938
Unit	mV	mV
Max Limit	40	40
Min Limit	-1	-1

krad	Serial #	Pre	Post	Delta
21	1	3.552	3.258	-0.294
21	2	2.994	3.226	0.232
21	3	3.044	3.234	0.190
21	4	3.331	3.237	-0.094
21	5	3.494	3.206	-0.288
20	6	2.981	3.137	0.156
20	7	3.253	3.250	-0.003
20	8	3.469	3.189	-0.280
20	9	3.024	3.177	0.153
20	10	2.961	3.225	0.264
31	11	3.552	3.240	-0.312
31	12	2.994	3.422	0.428
31	13	3.044	3.227	0.183
31	14	3.331	3.220	-0.111
31	15	3.494	3.299	-0.195
30	16	2.981	3.250	0.269
30	17	3.253	3.141	-0.112
30	18	3.469	3.316	-0.153
30	19	3.024	3.268	0.244
30	20	2.961	3.240	0.279
51	21	3.831	3.697	-0.134
51	22	3.266	3.425	0.159
51	23	3.381	3.507	0.126
51	24	3.460	3.572	0.112
51	25	3.070	3.623	0.553
50	26	3.609	3.603	-0.006
50	27	2.999	3.590	0.591
50	28	3.157	3.677	0.520
50	29	3.312	3.593	0.281
50	30	3.591	3.577	-0.014
0	31	3.392	3.625	0.233
0	32	3.527	3.573	0.046
0	33	2.947	3.484	0.537
	Max	3.831	3.697	0.591
	Average	3.265	3.373	0.108
	Min	2.947	3.137	-0.312
	Std Dev	0.248	0.182	0.257



21.1_SUPPLY DROPOUT/Volta		
Test Site	Dallas	
Tester	ETS-364	
Test Number	EB6938	
Max Limit	40	mV
Min Limit	-1	mV

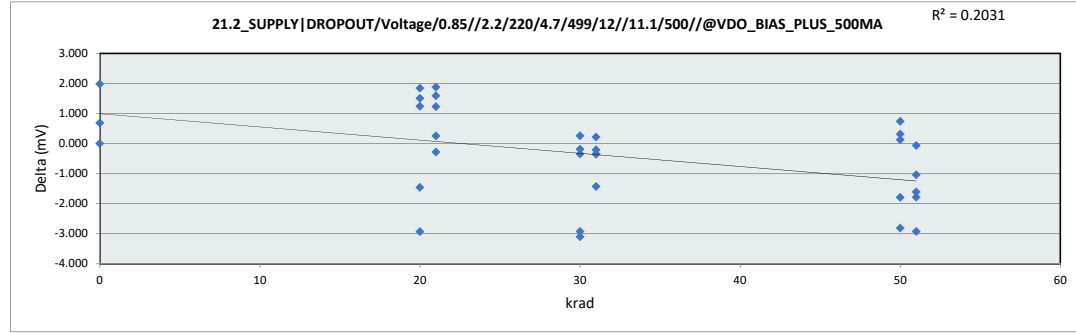
krad	0	20	21	30	31	50	51
LL	-1.000	-1.000	-1.000	-1.000	-1.000	-1.000	-1.000
Min	3.484	3.137	3.206	3.141	3.220	3.577	3.425
Average	3.561	3.196	3.232	3.243	3.282	3.608	3.565
Max	3.625	3.250	3.258	3.316	3.422	3.677	3.697
UL	40.000	40.000	40.000	40.000	40.000	40.000	40.000



LDR Report  
TPS7H1111-SEP

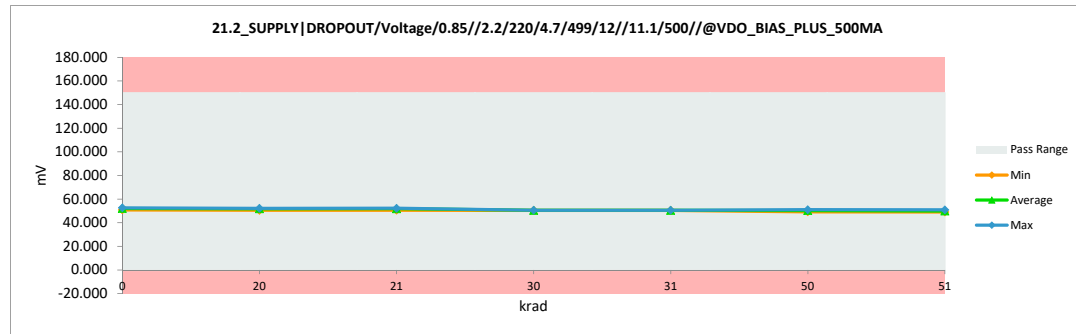
21.2_SUPPLY DROPOUT Voltage		
Test Site	Dallas	Dallas
Tester	ETS-364	ETS-364
Test Number	EB6938	EB6938
Unit	mV	mV
Max Limit	150	150
Min Limit	-1	-1

krad	Serial #	Pre	Post	Delta
21	1	50.824	52.050	1.226
21	2	50.257	52.131	1.874
21	3	51.911	52.162	0.251
21	4	50.619	52.210	1.591
21	5	50.812	50.527	-0.285
20	6	53.388	50.458	-2.930
20	7	50.586	52.088	1.502
20	8	50.877	52.117	1.240
20	9	50.196	52.038	1.842
20	10	53.572	52.108	-1.464
31	11	50.824	50.472	-0.352
31	12	50.257	50.472	0.215
31	13	51.911	50.481	-1.430
31	14	50.619	50.407	-0.212
31	15	50.812	50.463	-0.349
30	16	53.388	50.459	-2.929
30	17	50.586	50.395	-0.191
30	18	50.877	50.525	-0.352
30	19	50.196	50.455	0.259
30	20	53.572	50.472	-3.100
51	21	51.058	49.272	-1.786
51	22	53.695	50.766	-2.929
51	23	50.714	49.105	-1.609
51	24	50.914	50.845	-0.069
51	25	50.242	49.198	-1.044
50	26	50.926	49.133	-1.793
50	27	50.261	50.998	0.737
50	28	52.092	49.275	-2.817
50	29	50.509	50.821	0.312
50	30	50.863	50.985	0.122
0	31	50.612	52.595	1.983
0	32	50.845	50.845	0.000
0	33	51.793	52.477	0.684
	Max	53.695	52.595	1.983
	Average	51.231	50.873	-0.358
	Min	50.196	49.105	-3.100
	Std Dev	1.096	1.031	1.519



21.2_SUPPLY DROPOUT Voltage		
Test Site	Dallas	
Tester	ETS-364	
Test Number	EB6938	
Max Limit	150	mV
Min Limit	-1	mV

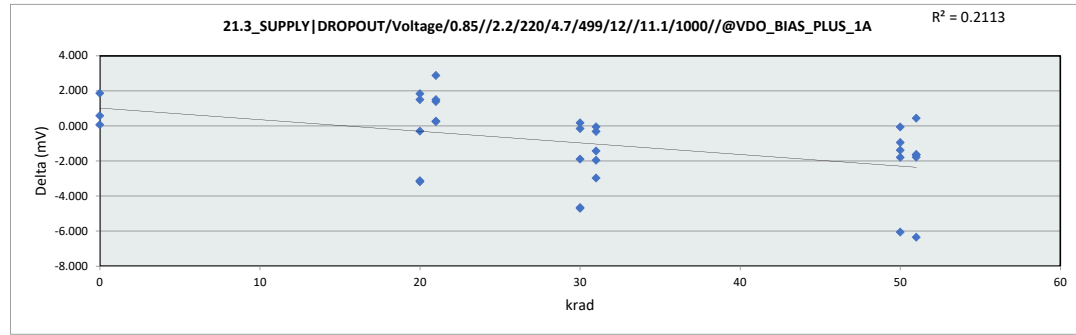
krad	0	20	21	30	31	50	51
LL	-1.000	-1.000	-1.000	-1.000	-1.000	-1.000	-1.000
Min	50.845	50.458	50.527	50.395	50.407	49.133	49.105
Average	51.972	51.762	51.816	50.461	50.459	50.242	49.837
Max	52.595	52.117	52.210	50.525	50.481	50.998	50.845
UL	150.000	150.000	150.000	150.000	150.000	150.000	150.000



LDR Report  
TPS7H1111-SEP

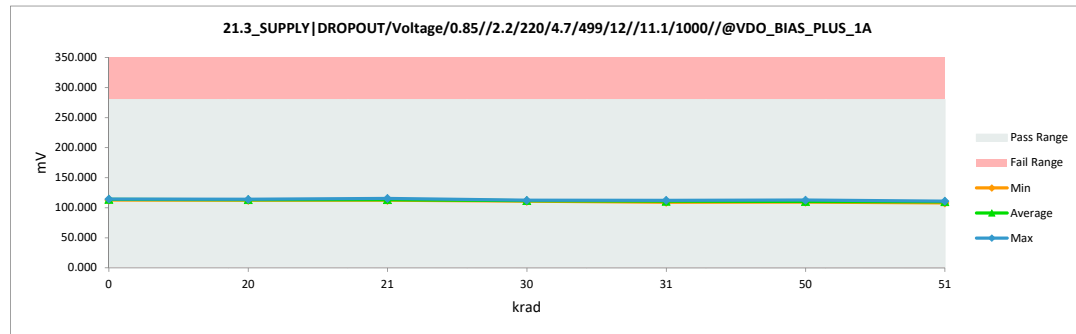
21.3_SUPPLY DROPOUT/Voltage		
Test Site	Dallas	Dallas
Tester	ETS-364	ETS-364
Test Number	EB6938	EB6938
Unit	mV	mV
Max Limit	280	280
Min Limit	0.1	0.1

krad	Serial #	Pre	Post	Delta
21	1	112.670	115.552	2.882
21	2	112.225	112.488	0.263
21	3	113.754	114.012	0.258
21	4	110.878	112.386	1.508
21	5	111.096	112.490	1.394
20	6	115.503	112.377	-3.126
20	7	112.475	113.983	1.508
20	8	112.700	112.405	-0.295
20	9	112.141	113.978	1.837
20	10	117.136	113.958	-3.178
31	11	112.670	112.361	-0.309
31	12	112.225	110.801	-1.424
31	13	113.754	110.788	-2.966
31	14	110.878	110.826	-0.052
31	15	111.096	109.140	-1.956
30	16	115.503	110.810	-4.693
30	17	112.475	112.330	-0.145
30	18	112.700	110.808	-1.892
30	19	112.141	112.321	0.180
30	20	117.136	112.474	-4.662
51	21	109.781	107.996	-1.785
51	22	117.304	110.960	-6.344
51	23	110.950	109.322	-1.628
51	24	112.760	111.107	-1.653
51	25	110.626	111.067	0.441
50	26	111.211	109.418	-1.793
50	27	112.093	111.147	-0.946
50	28	115.588	109.537	-6.051
50	29	110.881	109.499	-1.382
50	30	112.822	112.763	-0.059
0	31	112.523	114.396	1.873
0	32	112.714	112.782	0.068
0	33	113.783	114.368	0.585
	Max	117.304	115.552	2.882
	Average	112.854	111.838	-1.016
	Min	109.781	107.996	-6.344
	Std Dev	1.953	1.790	2.249



21.3_SUPPLY DROPOUT/Voltage		
Test Site	Dallas	
Tester	ETS-364	
Test Number	EB6938	
Max Limit	280	mV
Min Limit	0.1	mV

krad	0	20	21	30	31	50	51
LL	0.100	0.100	0.100	0.100	0.100	0.100	0.100
Min	112.782	112.377	112.386	110.808	109.140	109.418	107.996
Average	113.849	113.340	113.386	111.749	110.783	110.473	110.090
Max	114.396	113.983	115.552	112.474	112.361	112.763	111.107
UL	280.000	280.000	280.000	280.000	280.000	280.000	280.000

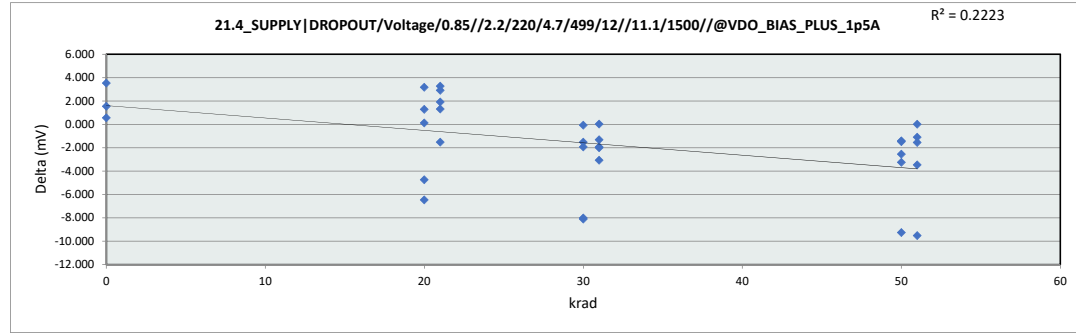




LDR Report  
TPS7H1111-SEP

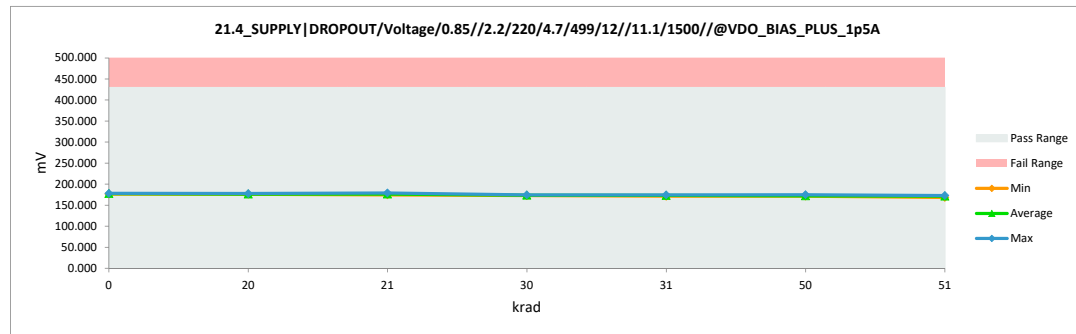
21.4_SUPPLY DROPOUT Voltage		
Test Site	Dallas	Dallas
Tester	ETS-364	ETS-364
Test Number	EB6938	EB6938
Unit	mV	mV
Max Limit	430	430
Min Limit	0.1	0.1

krad	Serial #	Pre	Post	Delta
21	1	176.190	179.100	2.910
21	2	174.012	175.923	1.911
21	3	177.431	175.907	-1.524
21	4	172.676	175.934	3.258
21	5	173.055	174.363	1.308
20	6	180.606	175.856	-4.750
20	7	174.386	177.554	3.168
20	8	174.569	175.840	1.271
20	9	175.715	175.829	0.114
20	10	182.420	175.944	-6.476
31	11	176.190	174.183	-2.007
31	12	174.012	172.691	-1.321
31	13	177.431	174.351	-3.080
31	14	172.676	172.693	0.017
31	15	173.055	171.120	-1.935
30	16	180.606	172.586	-8.020
30	17	174.386	174.310	-0.076
30	18	174.569	172.630	-1.939
30	19	175.715	174.188	-1.527
30	20	182.420	174.296	-8.124
51	21	171.717	168.235	-3.482
51	22	182.476	172.942	-9.534
51	23	171.299	171.304	0.005
51	24	174.583	173.021	-1.562
51	25	172.504	171.397	-1.107
50	26	174.618	171.355	-3.263
50	27	174.107	171.545	-2.562
50	28	180.759	171.496	-9.263
50	29	172.815	171.390	-1.425
50	30	176.184	174.700	-1.484
0	31	174.412	177.939	3.527
0	32	174.650	176.190	1.540
0	33	177.199	177.753	0.554
	Max	182.476	179.100	3.527
	Average	175.741	174.078	-1.663
	Min	171.299	168.235	-9.534
	Std Dev	3.184	2.436	3.518



21.4_SUPPLY DROPOUT Voltage		
Test Site	Dallas	
Tester	ETS-364	
Test Number	EB6938	
Max Limit	430	mV
Min Limit	0.1	mV

krad	0	20	21	30	31	50	51
LL	0.100	0.100	0.100	0.100	0.100	0.100	0.100
Min	176.190	175.829	174.363	172.586	171.120	171.355	168.235
Average	177.294	176.205	176.245	173.602	173.008	172.097	171.380
Max	177.939	177.554	179.100	174.310	174.351	174.700	173.021
UL	430.000	430.000	430.000	430.000	430.000	430.000	430.000

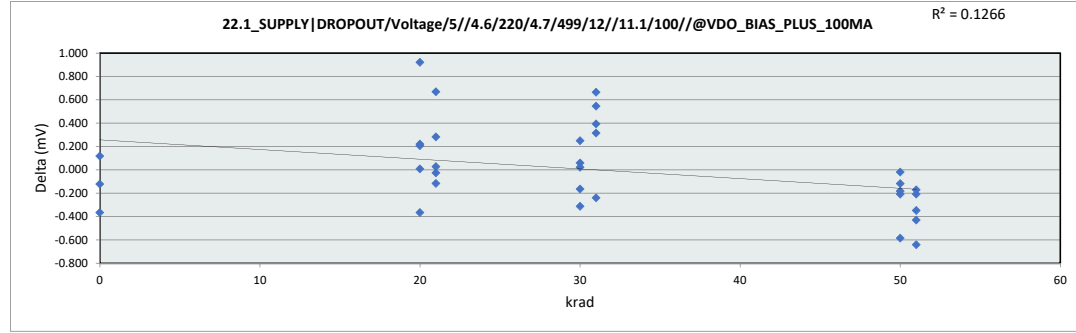


LDR Report  
TPS7H1111-SEP

22.1\_SUPPLY|DROPOUT/Voltage

Test Site	Dallas	Dallas
Tester	ETS-364	ETS-364
Test Number	EB6938	EB6938
Unit	mV	mV
Max Limit	40	40
Min Limit	-1	-1

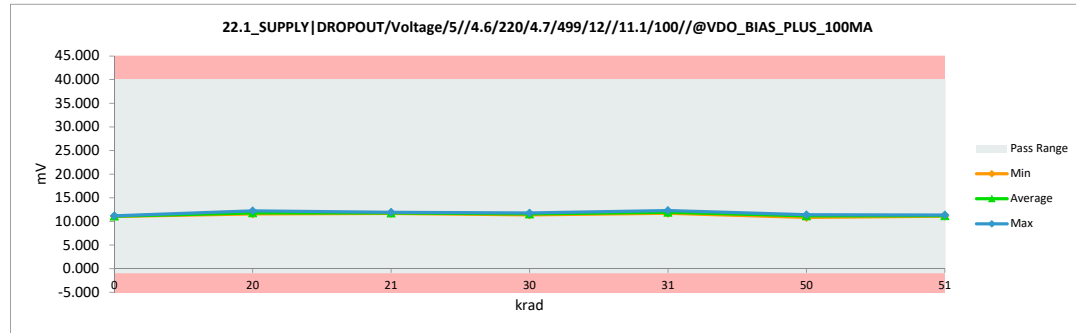
krad	Serial #	Pre	Post	Delta
21	1	11.741	11.715	-0.026
21	2	11.449	11.731	0.282
21	3	11.704	11.731	0.027
21	4	11.034	11.703	0.669
21	5	12.037	11.920	-0.117
20	6	11.306	12.226	0.920
20	7	11.676	11.684	0.008
20	8	11.481	11.687	0.206
20	9	11.534	11.754	0.220
20	10	11.925	11.559	-0.366
31	11	11.741	12.286	0.545
31	12	11.449	11.764	0.315
31	13	11.704	12.097	0.393
31	14	11.034	11.699	0.665
31	15	12.037	11.797	-0.240
30	16	11.306	11.555	0.249
30	17	11.676	11.363	-0.313
30	18	11.481	11.540	0.059
30	19	11.534	11.555	0.021
30	20	11.925	11.760	-0.165
51	21	11.569	11.138	-0.431
51	22	11.459	11.110	-0.349
51	23	11.520	11.349	-0.171
51	24	11.408	11.199	-0.209
51	25	11.830	11.189	-0.641
50	26	11.411	10.825	-0.586
50	27	11.205	10.997	-0.208
50	28	11.380	11.361	-0.019
50	29	11.368	11.186	-0.182
50	30	11.509	11.391	-0.118
0	31	11.296	11.174	-0.122
0	32	11.518	11.152	-0.366
0	33	10.913	11.030	0.117
Max		12.037	12.286	0.920
Average		11.520	11.522	0.002
Min		10.913	10.825	-0.641
Std Dev		0.271	0.356	0.364



22.1\_SUPPLY|DROPOUT/Volta

Test Site	Dallas
Tester	ETS-364
Test Number	EB6938
Max Limit	40 mV
Min Limit	-1 mV

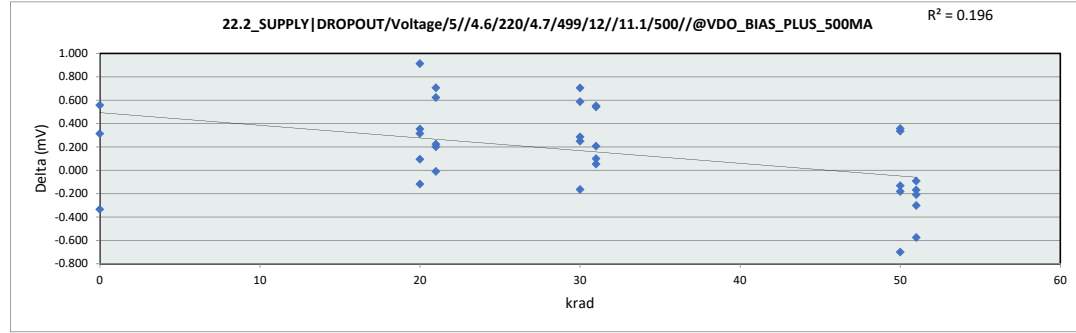
krad	0	20	21	30	31	50	51
LL	-1.000	-1.000	-1.000	-1.000	-1.000	-1.000	-1.000
Min	11.030	11.559	11.703	11.363	11.699	10.825	11.110
Average	11.119	11.782	11.760	11.555	11.929	11.152	11.197
Max	11.174	12.226	11.920	11.760	12.286	11.391	11.349
UL	40.000	40.000	40.000	40.000	40.000	40.000	40.000



LDR Report  
TPS7H1111-SEP

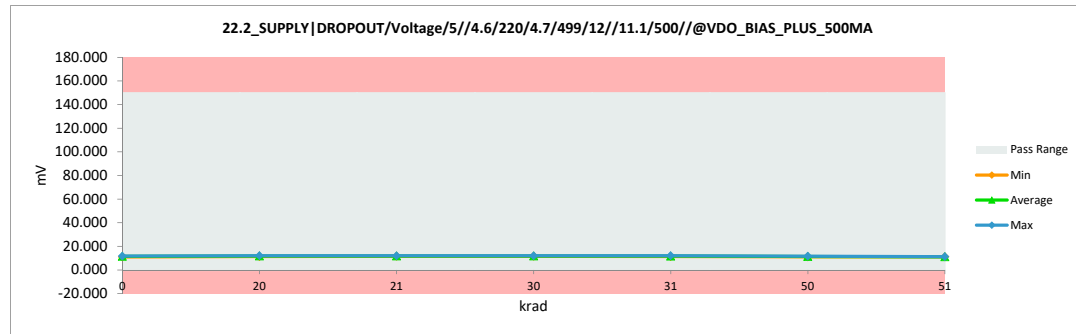
22.2_SUPPLY DROPOUT/Voltage		
Test Site	Dallas	Dallas
Tester	ETS-364	ETS-364
Test Number	EB6938	EB6938
Unit	mV	mV
Max Limit	150	150
Min Limit	-1	-1

krad	Serial #	Pre	Post	Delta
21	1	11.628	11.828	0.200
21	2	11.109	11.731	0.622
21	3	11.252	11.957	0.705
21	4	11.600	11.590	-0.010
21	5	11.472	11.694	0.222
20	6	11.533	11.886	0.353
20	7	11.224	12.137	0.913
20	8	11.481	11.574	0.093
20	9	11.421	11.302	-0.119
20	10	11.698	12.012	0.314
31	11	11.628	11.834	0.206
31	12	11.109	11.651	0.542
31	13	11.252	11.305	0.053
31	14	11.600	11.699	0.099
31	15	11.472	12.023	0.551
30	16	11.533	11.781	0.248
30	17	11.224	11.928	0.704
30	18	11.481	11.766	0.285
30	19	11.421	12.008	0.587
30	20	11.698	11.533	-0.165
51	21	11.230	11.138	-0.092
51	22	11.799	11.223	-0.576
51	23	11.293	11.123	-0.170
51	24	11.408	11.199	-0.209
51	25	11.491	11.189	-0.302
50	26	11.751	11.051	-0.700
50	27	10.979	11.336	0.357
50	28	11.607	11.474	-0.133
50	29	11.481	11.299	-0.182
50	30	11.283	11.617	0.334
0	31	11.183	11.739	0.556
0	32	11.405	11.718	0.313
0	33	11.365	11.030	-0.335
	Max	11.799	12.137	0.913
	Average	11.428	11.587	0.160
	Min	10.979	11.030	-0.700
	Std Dev	0.201	0.319	0.382



22.2_SUPPLY DROPOUT/Volta		
Test Site	Dallas	
Tester	ETS-364	
Test Number	EB6938	
Max Limit	150	mV
Min Limit	-1	mV

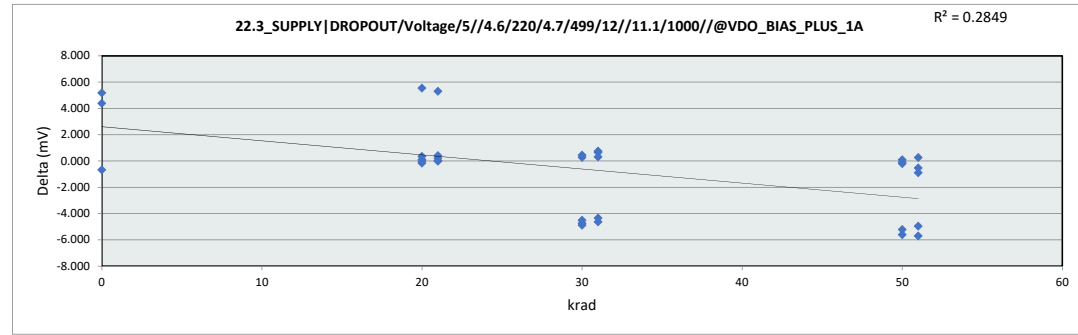
krad	0	20	21	30	31	50	51
LL	-1.000	-1.000	-1.000	-1.000	-1.000	-1.000	-1.000
Min	11.030	11.302	11.590	11.533	11.305	11.051	11.123
Average	11.496	11.782	11.760	11.803	11.702	11.355	11.174
Max	11.739	12.137	11.957	12.008	12.023	11.617	11.223
UL	150.000	150.000	150.000	150.000	150.000	150.000	150.000



LDR Report  
TPS7H1111-SEP

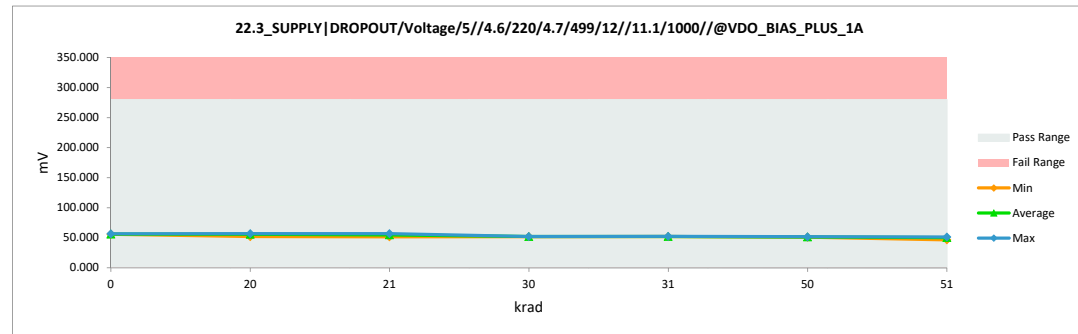
22.3_SUPPLY DROPOUT Voltage		
Test Site	Dallas	Dallas
Tester	ETS-364	ETS-364
Test Number	EB6938	EB6938
Unit	mV	mV
Max Limit	280	280
Min Limit	0.1	0.1

krad	Serial #	Pre	Post	Delta
21	1	56.432	56.642	0.210
21	2	51.720	52.131	0.411
21	3	56.996	56.997	0.001
21	4	51.331	56.630	5.299
21	5	51.637	51.641	0.004
20	6	56.824	56.813	-0.011
20	7	51.407	56.951	5.544
20	8	51.872	51.975	0.103
20	9	56.556	56.907	0.351
20	10	56.877	56.712	-0.165
31	11	56.432	52.102	-4.330
31	12	51.720	52.033	0.313
31	13	56.996	52.366	-4.630
31	14	51.331	52.081	0.750
31	15	51.637	52.291	0.654
30	16	56.824	51.937	-4.887
30	17	51.407	51.857	0.450
30	18	51.872	52.147	0.275
30	19	56.556	52.050	-4.506
30	20	56.877	52.141	-4.736
51	21	51.621	46.665	-4.956
51	22	57.091	51.389	-5.702
51	23	51.250	51.514	0.264
51	24	52.026	51.138	-0.888
51	25	51.988	51.468	-0.520
50	26	51.576	51.669	0.093
50	27	51.590	51.389	-0.201
50	28	56.898	51.300	-5.598
50	29	51.551	51.465	-0.086
50	30	56.313	51.104	-5.209
0	31	51.480	56.657	5.177
0	32	51.570	55.957	4.387
0	33	56.727	56.060	-0.667
	Max	57.091	56.997	5.544
	Average	53.787	53.096	-0.691
	Min	51.250	46.665	-5.702
	Std Dev	2.586	2.554	3.137



22.3_SUPPLY DROPOUT Voltage		
Test Site	Dallas	
Tester	ETS-364	
Test Number	EB6938	
Max Limit	280	mV
Min Limit	0.1	mV

	0	20	21	30	31	50	51
LL	0.100	0.100	0.100	0.100	0.100	0.100	0.100
Min	55.957	51.975	51.641	51.857	52.033	51.104	46.665
Average	56.225	55.872	54.808	52.026	52.175	51.385	50.435
Max	56.657	56.951	56.997	52.147	52.366	51.669	51.514
UL	280.000	280.000	280.000	280.000	280.000	280.000	280.000

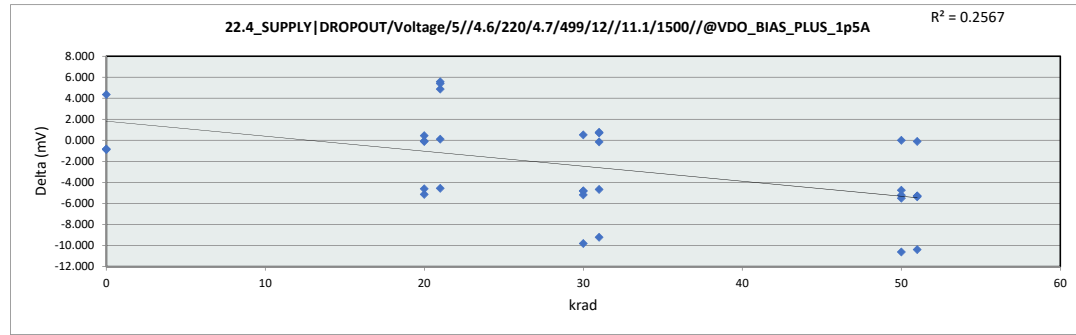


LDR Report  
TPS7H1111-SEP

22.4\_SUPPLY|DROPOUT|Voltage

Test Site	Dallas	Dallas
Tester	ETS-364	ETS-364
Test Number	EB6938	EB6938
Unit	mV	mV
Max Limit	430	430
Min Limit	0.1	0.1

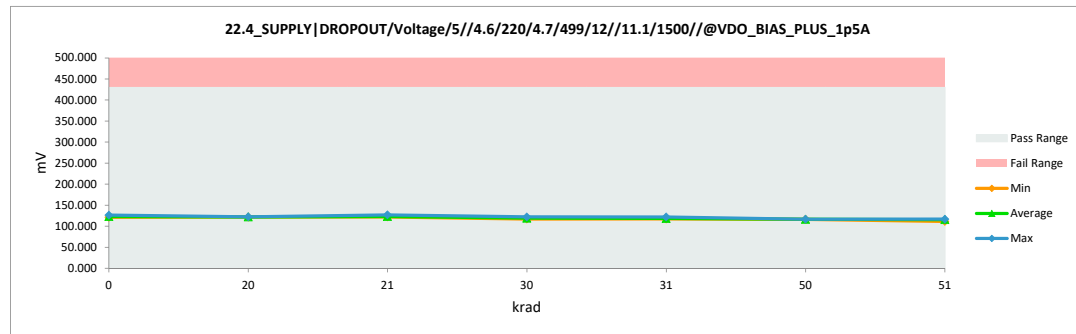
krad	Serial #	Pre	Post	Delta
21	1	121.941	126.805	4.864
21	2	121.968	122.067	0.099
21	3	126.745	122.181	-4.564
21	4	116.416	121.813	5.397
21	5	116.467	122.030	5.563
20	6	126.799	121.657	-5.142
20	7	121.473	121.908	0.435
20	8	121.907	121.798	-0.109
20	9	122.053	121.978	-0.075
20	10	126.852	122.235	-4.617
31	11	121.941	121.780	-0.161
31	12	121.968	117.299	-4.669
31	13	126.745	117.519	-9.226
31	14	116.416	117.121	0.705
31	15	116.467	117.219	0.752
30	16	126.799	116.977	-9.822
30	17	121.473	121.988	0.515
30	18	121.907	117.074	-4.833
30	19	122.053	116.864	-5.189
30	20	126.852	122.045	-4.807
51	21	116.678	111.382	-5.296
51	22	127.179	116.785	-10.394
51	23	116.449	116.345	-0.104
51	24	121.608	116.308	-5.300
51	25	121.897	116.524	-5.373
50	26	121.385	116.160	-5.225
50	27	121.951	116.446	-5.505
50	28	127.100	116.470	-10.630
50	29	116.184	116.182	-0.002
50	30	121.369	116.613	-4.756
0	31	121.772	126.126	4.354
0	32	121.944	121.126	-0.818
0	33	121.998	121.117	-0.881
Max		127.179	126.805	5.563
Average		121.902	119.332	-2.570
Min		116.184	111.382	-10.630
Std Dev		3.574	3.375	4.399



22.4\_SUPPLY|DROPOUT|Voltage

Test Site	Dallas
Tester	ETS-364
Test Number	EB6938
Max Limit	430 mV
Min Limit	0.1 mV

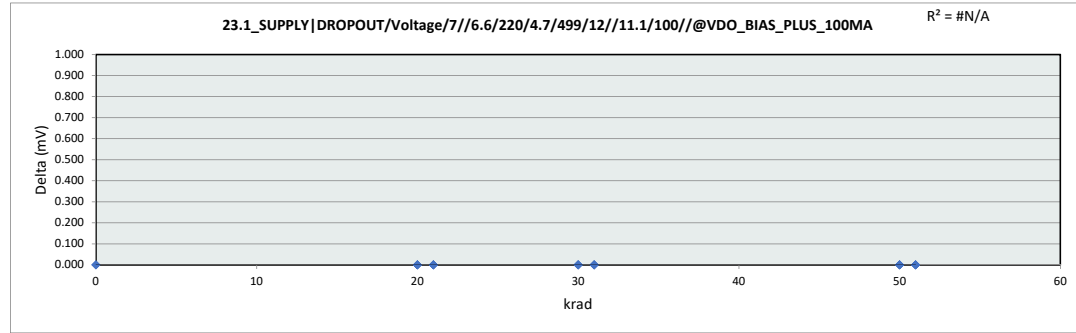
krad	0	20	21	30	31	50	51
LL	0.100	0.100	0.100	0.100	0.100	0.100	0.100
Min	121.117	121.657	121.813	116.864	117.121	116.160	111.382
Average	122.790	121.915	122.979	118.990	118.188	116.374	115.469
Max	126.126	122.235	126.805	122.045	121.780	116.613	116.785
UL	430.000	430.000	430.000	430.000	430.000	430.000	430.000



LDR Report  
TPS7H1111-SEP

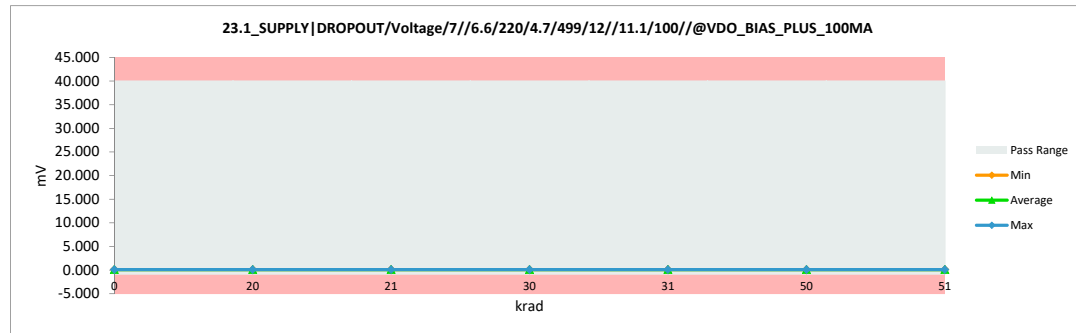
23.1_SUPPLY DROPOUT/Voltage		
Test Site	Dallas	Dallas
Tester	ETS-364	ETS-364
Test Number	EB6938	EB6938
Unit	mV	mV
Max Limit	40	40
Min Limit	-1	-1

krad	Serial #	Pre	Post	Delta
21	1	0.110	0.110	0.000
21	2	0.110	0.110	0.000
21	3	0.110	0.110	0.000
21	4	0.110	0.110	0.000
21	5	0.110	0.110	0.000
20	6	0.110	0.110	0.000
20	7	0.110	0.110	0.000
20	8	0.110	0.110	0.000
20	9	0.110	0.110	0.000
20	10	0.110	0.110	0.000
31	11	0.110	0.110	0.000
31	12	0.110	0.110	0.000
31	13	0.110	0.110	0.000
31	14	0.110	0.110	0.000
31	15	0.110	0.110	0.000
30	16	0.110	0.110	0.000
30	17	0.110	0.110	0.000
30	18	0.110	0.110	0.000
30	19	0.110	0.110	0.000
30	20	0.110	0.110	0.000
51	21	0.110	0.110	0.000
51	22	0.110	0.110	0.000
51	23	0.110	0.110	0.000
51	24	0.110	0.110	0.000
51	25	0.110	0.110	0.000
50	26	0.110	0.110	0.000
50	27	0.110	0.110	0.000
50	28	0.110	0.110	0.000
50	29	0.110	0.110	0.000
50	30	0.110	0.110	0.000
0	31	0.110	0.110	0.000
0	32	0.110	0.110	0.000
0	33	0.110	0.110	0.000
Max		0.110	0.110	0.000
Average		0.110	0.110	0.000
Min		0.110	0.110	0.000
Std Dev		0.000	0.000	0.000



23.1_SUPPLY DROPOUT/Voltage		
Test Site	Dallas	
Tester	ETS-364	
Test Number	EB6938	
Max Limit	40	mV
Min Limit	-1	mV

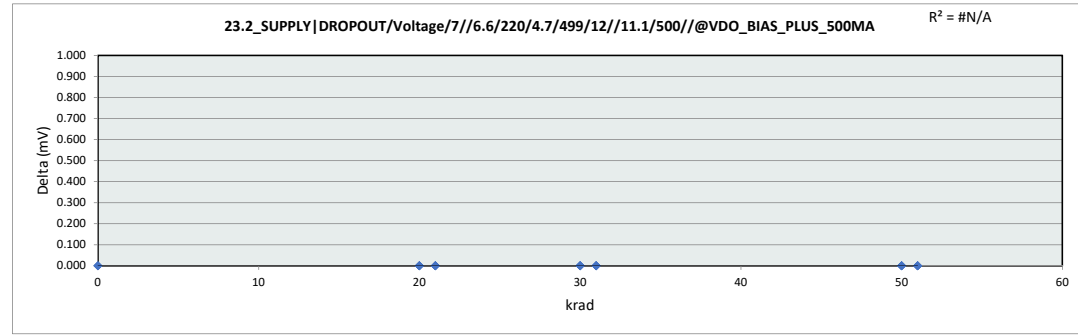
krad	0	20	21	30	31	50	51
LL	-1.000	-1.000	-1.000	-1.000	-1.000	-1.000	-1.000
Min	0.110	0.110	0.110	0.110	0.110	0.110	0.110
Average	0.110	0.110	0.110	0.110	0.110	0.110	0.110
Max	0.110	0.110	0.110	0.110	0.110	0.110	0.110
UL	40.000	40.000	40.000	40.000	40.000	40.000	40.000



LDR Report  
TPS7H1111-SEP

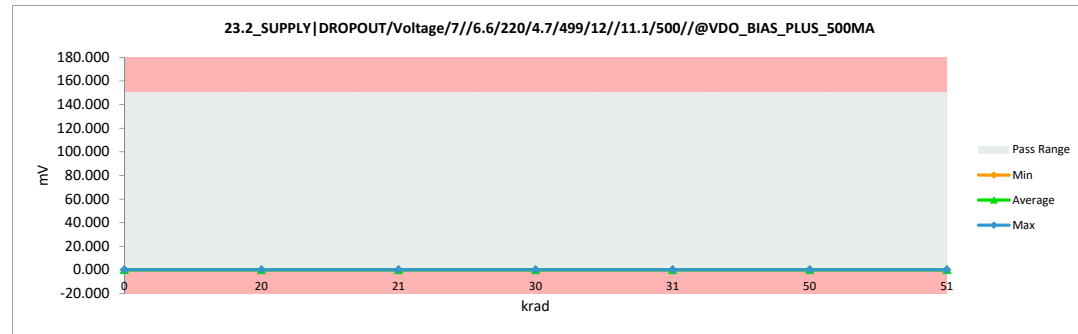
23.2_SUPPLY DROPOUT/Voltage		
Test Site	Dallas	Dallas
Tester	ETS-364	ETS-364
Test Number	EB6938	EB6938
Unit	mV	mV
Max Limit	150	150
Min Limit	-1	-1

krad	Serial #	Pre	Post	Delta
21	1	0.110	0.110	0.000
21	2	0.110	0.110	0.000
21	3	0.110	0.110	0.000
21	4	0.110	0.110	0.000
21	5	0.110	0.110	0.000
20	6	0.110	0.110	0.000
20	7	0.110	0.110	0.000
20	8	0.110	0.110	0.000
20	9	0.110	0.110	0.000
20	10	0.110	0.110	0.000
31	11	0.110	0.110	0.000
31	12	0.110	0.110	0.000
31	13	0.110	0.110	0.000
31	14	0.110	0.110	0.000
31	15	0.110	0.110	0.000
30	16	0.110	0.110	0.000
30	17	0.110	0.110	0.000
30	18	0.110	0.110	0.000
30	19	0.110	0.110	0.000
30	20	0.110	0.110	0.000
51	21	0.110	0.110	0.000
51	22	0.110	0.110	0.000
51	23	0.110	0.110	0.000
51	24	0.110	0.110	0.000
51	25	0.110	0.110	0.000
50	26	0.110	0.110	0.000
50	27	0.110	0.110	0.000
50	28	0.110	0.110	0.000
50	29	0.110	0.110	0.000
50	30	0.110	0.110	0.000
0	31	0.110	0.110	0.000
0	32	0.110	0.110	0.000
0	33	0.110	0.110	0.000
Max		0.110	0.110	0.000
Average		0.110	0.110	0.000
Min		0.110	0.110	0.000
Std Dev		0.000	0.000	0.000



23.2_SUPPLY DROPOUT/Voltage		
Test Site	Dallas	
Tester	ETS-364	
Test Number	EB6938	
Max Limit	150	mV
Min Limit	-1	mV

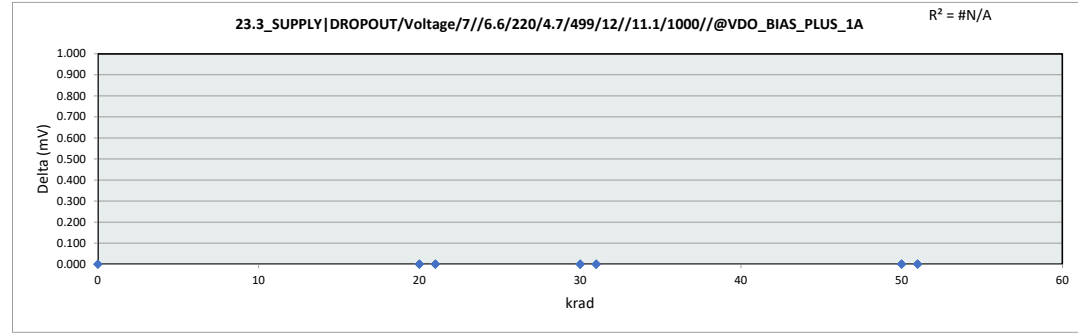
krad	0	20	21	30	31	50	51
LL	-1.000	-1.000	-1.000	-1.000	-1.000	-1.000	-1.000
Min	0.110	0.110	0.110	0.110	0.110	0.110	0.110
Average	0.110	0.110	0.110	0.110	0.110	0.110	0.110
Max	0.110	0.110	0.110	0.110	0.110	0.110	0.110
UL	150.000	150.000	150.000	150.000	150.000	150.000	150.000



LDR Report  
TPS7H1111-SEP

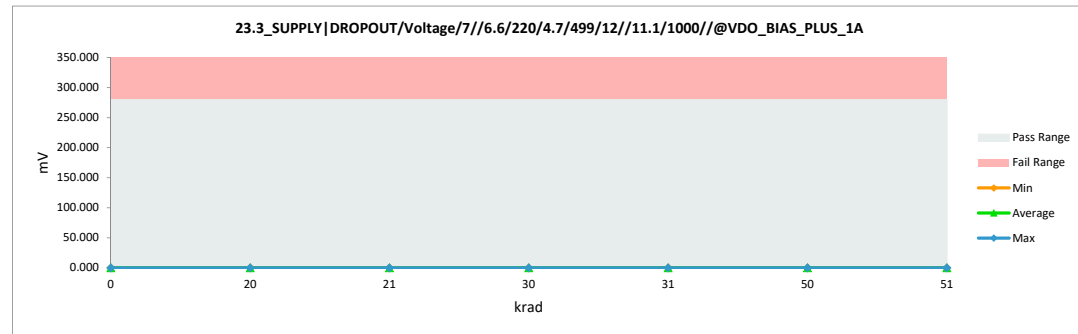
23.3_SUPPLY DROPOUT/Voltage		
Test Site	Dallas	Dallas
Tester	ETS-364	ETS-364
Test Number	EB6938	EB6938
Unit	mV	mV
Max Limit	280	280
Min Limit	0.1	0.1

krad	Serial #	Pre	Post	Delta
21	1	0.110	0.110	0.000
21	2	0.110	0.110	0.000
21	3	0.110	0.110	0.000
21	4	0.110	0.110	0.000
21	5	0.110	0.110	0.000
20	6	0.110	0.110	0.000
20	7	0.110	0.110	0.000
20	8	0.110	0.110	0.000
20	9	0.110	0.110	0.000
20	10	0.110	0.110	0.000
31	11	0.110	0.110	0.000
31	12	0.110	0.110	0.000
31	13	0.110	0.110	0.000
31	14	0.110	0.110	0.000
31	15	0.110	0.110	0.000
30	16	0.110	0.110	0.000
30	17	0.110	0.110	0.000
30	18	0.110	0.110	0.000
30	19	0.110	0.110	0.000
30	20	0.110	0.110	0.000
51	21	0.110	0.110	0.000
51	22	0.110	0.110	0.000
51	23	0.110	0.110	0.000
51	24	0.110	0.110	0.000
51	25	0.110	0.110	0.000
50	26	0.110	0.110	0.000
50	27	0.110	0.110	0.000
50	28	0.110	0.110	0.000
50	29	0.110	0.110	0.000
50	30	0.110	0.110	0.000
0	31	0.110	0.110	0.000
0	32	0.110	0.110	0.000
0	33	0.110	0.110	0.000
Max		0.110	0.110	0.000
Average		0.110	0.110	0.000
Min		0.110	0.110	0.000
Std Dev		0.000	0.000	0.000



23.3_SUPPLY DROPOUT/Volta		
Test Site	Dallas	
Tester	ETS-364	
Test Number	EB6938	
Max Limit	280	mV
Min Limit	0.1	mV

krad	0	20	21	30	31	50	51
LL	0.100	0.100	0.100	0.100	0.100	0.100	0.100
Min	0.110	0.110	0.110	0.110	0.110	0.110	0.110
Average	0.110	0.110	0.110	0.110	0.110	0.110	0.110
Max	0.110	0.110	0.110	0.110	0.110	0.110	0.110
UL	280.000	280.000	280.000	280.000	280.000	280.000	280.000



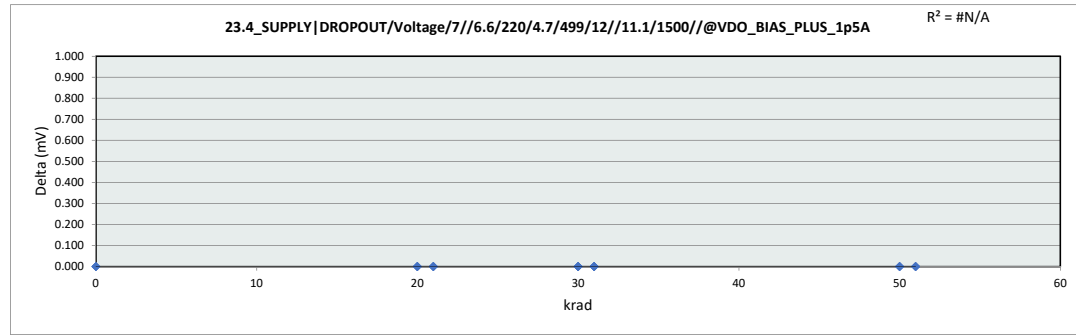


LDR Report  
TPS7H1111-SEP

23.4\_SUPPLY|DROPOUT/Voltage

Test Site	Dallas	Dallas
Tester	ETS-364	ETS-364
Test Number	EB6938	EB6938
Unit	mV	mV
Max Limit	430	430
Min Limit	0.1	0.1

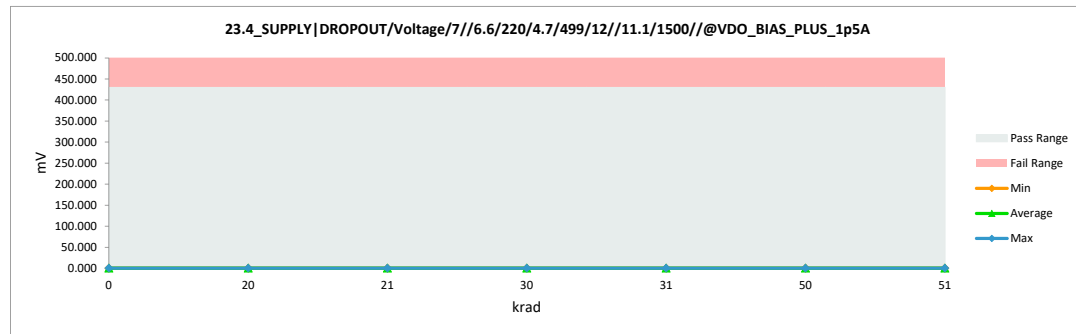
krad	Serial #	Pre	Post	Delta
21	1	0.110	0.110	0.000
21	2	0.110	0.110	0.000
21	3	0.110	0.110	0.000
21	4	0.110	0.110	0.000
21	5	0.110	0.110	0.000
20	6	0.110	0.110	0.000
20	7	0.110	0.110	0.000
20	8	0.110	0.110	0.000
20	9	0.110	0.110	0.000
20	10	0.110	0.110	0.000
31	11	0.110	0.110	0.000
31	12	0.110	0.110	0.000
31	13	0.110	0.110	0.000
31	14	0.110	0.110	0.000
31	15	0.110	0.110	0.000
30	16	0.110	0.110	0.000
30	17	0.110	0.110	0.000
30	18	0.110	0.110	0.000
30	19	0.110	0.110	0.000
30	20	0.110	0.110	0.000
51	21	0.110	0.110	0.000
51	22	0.110	0.110	0.000
51	23	0.110	0.110	0.000
51	24	0.110	0.110	0.000
51	25	0.110	0.110	0.000
50	26	0.110	0.110	0.000
50	27	0.110	0.110	0.000
50	28	0.110	0.110	0.000
50	29	0.110	0.110	0.000
50	30	0.110	0.110	0.000
0	31	0.110	0.110	0.000
0	32	0.110	0.110	0.000
0	33	0.110	0.110	0.000
Max		0.110	0.110	0.000
Average		0.110	0.110	0.000
Min		0.110	0.110	0.000
Std Dev		0.000	0.000	0.000



23.4\_SUPPLY|DROPOUT/Volta

Test Site	Dallas
Tester	ETS-364
Test Number	EB6938
Max Limit	430 mV
Min Limit	0.1 mV

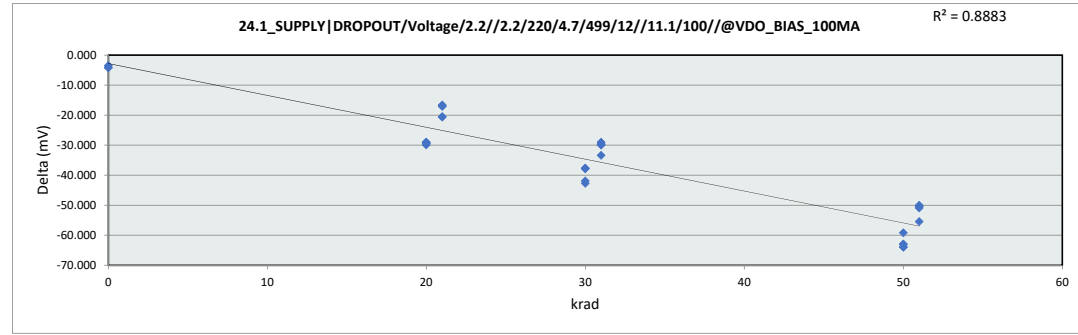
krad	0	20	21	30	31	50	51
LL	0.100	0.100	0.100	0.100	0.100	0.100	0.100
Min	0.110	0.110	0.110	0.110	0.110	0.110	0.110
Average	0.110	0.110	0.110	0.110	0.110	0.110	0.110
Max	0.110	0.110	0.110	0.110	0.110	0.110	0.110
UL	430.000	430.000	430.000	430.000	430.000	430.000	430.000



LDR Report  
TPS7H1111-SEP

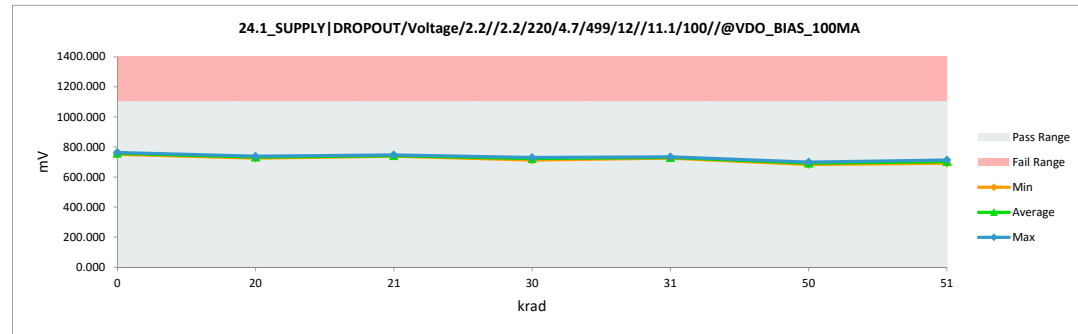
24.1_SUPPLY DROPOUT/Voltage		
Test Site	Dallas	Dallas
Tester	ETS-364	ETS-364
Test Number	EB6938	EB6938
Unit	mV	mV
Max Limit	1100	1100
Min Limit	0.1	0.1

krad	Serial #	Pre	Post	Delta
21	1	763.639	746.719	-16.920
21	2	763.030	742.350	-20.680
21	3	758.665	738.175	-20.490
21	4	759.148	742.525	-16.623
21	5	755.293	738.193	-17.100
20	6	754.426	725.320	-29.106
20	7	767.396	738.007	-29.389
20	8	759.635	729.688	-29.947
20	9	762.937	733.950	-28.987
20	10	763.036	733.699	-29.337
31	11	763.639	733.824	-29.815
31	12	763.030	729.629	-33.401
31	13	758.665	729.634	-29.031
31	14	759.148	729.529	-29.619
31	15	755.293	725.284	-30.009
30	16	754.426	712.466	-41.960
30	17	767.396	729.527	-37.869
30	18	759.635	716.898	-42.737
30	19	762.937	725.281	-37.656
30	20	763.036	725.294	-37.742
51	21	742.462	691.525	-50.937
51	22	762.935	712.919	-50.016
51	23	750.355	699.929	-50.426
51	24	763.761	708.273	-55.488
51	25	745.909	695.458	-50.451
50	26	759.421	695.442	-63.979
50	27	754.452	691.359	-63.093
50	28	745.869	682.953	-62.916
50	29	750.569	691.373	-59.196
50	30	763.598	699.649	-63.949
0	31	767.599	763.505	-4.094
0	32	755.280	751.014	-4.266
0	33	763.026	759.511	-3.515
	Max	767.599	763.505	-3.515
	Average	758.777	723.300	-35.477
	Min	742.462	682.953	-63.979
	Std Dev	6.364	20.923	17.591



24.1_SUPPLY DROPOUT/Voltage		
Test Site	Dallas	
Tester	ETS-364	
Test Number	EB6938	
Max Limit	1100	mV
Min Limit	0.1	mV

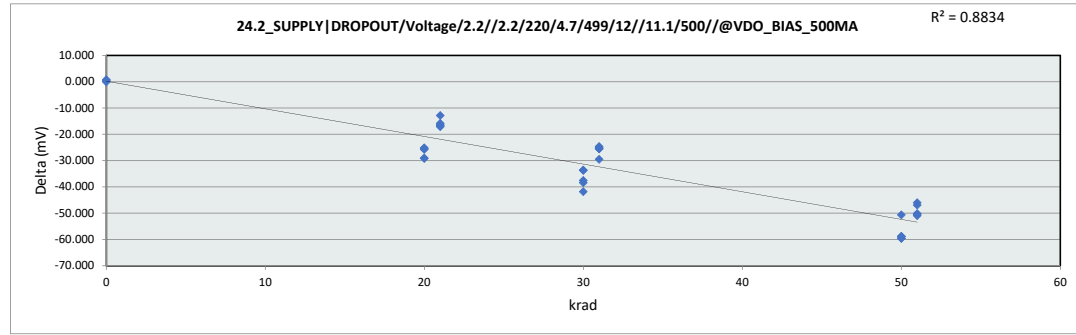
krad	0	20	21	30	31	50	51
LL	0.100	0.100	0.100	0.100	0.100	0.100	0.100
Min	751.014	725.320	738.175	712.466	725.284	682.953	691.525
Average	758.010	732.133	741.592	721.893	729.580	692.155	701.621
Max	763.505	738.007	746.719	729.527	733.824	699.649	712.919
UL	1100.000	1100.000	1100.000	1100.000	1100.000	1100.000	1100.000



LDR Report  
TPS7H1111-SEP

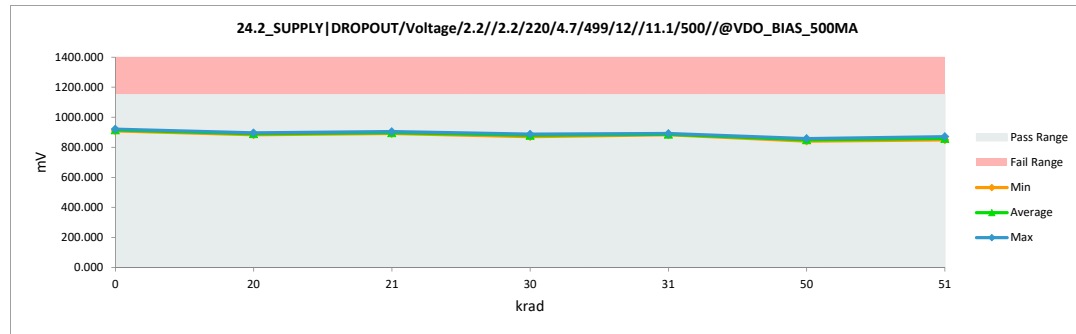
24.2_SUPPLY DROPOUT/Voltage		
Test Site	Dallas	Dallas
Tester	ETS-364	ETS-364
Test Number	EB6938	EB6938
Unit	mV	mV
Max Limit	1150	1150
Min Limit	0.1	0.1

krad	Serial #	Pre	Post	Delta
21	1	916.942	904.085	-12.857
21	2	912.167	895.698	-16.469
21	3	911.751	895.880	-15.871
21	4	912.300	895.647	-16.653
21	5	908.483	891.371	-17.112
20	6	912.042	882.855	-29.187
20	7	920.887	895.486	-25.401
20	8	912.825	887.054	-25.771
20	9	916.372	891.203	-25.169
20	10	920.482	891.404	-29.078
31	11	916.942	891.398	-25.544
31	12	912.167	887.034	-25.133
31	13	911.751	887.039	-24.712
31	14	912.300	882.749	-29.551
31	15	908.483	882.914	-25.569
30	16	912.042	870.209	-41.833
30	17	920.887	887.158	-33.729
30	18	912.825	874.359	-38.466
30	19	916.372	882.742	-33.630
30	20	920.482	882.868	-37.614
51	21	895.991	849.015	-46.976
51	22	920.437	870.239	-50.198
51	23	903.790	853.290	-50.500
51	24	917.064	866.103	-50.961
51	25	899.344	853.287	-46.057
50	26	912.894	853.328	-59.566
50	27	907.887	849.019	-58.868
50	28	899.238	840.386	-58.852
50	29	899.759	849.089	-50.670
50	30	917.183	857.535	-59.648
0	31	920.864	921.278	0.414
0	32	908.696	908.617	-0.079
0	33	916.405	917.170	0.765
	Max	920.887	921.278	0.765
	Average	912.365	880.228	-32.138
	Min	895.991	840.386	-59.648
	Std Dev	6.750	20.710	17.454



24.2_SUPPLY DROPOUT/Voltage		
Test Site	Dallas	
Tester	ETS-364	
Test Number	EB6938	
Max Limit	1150	mV
Min Limit	0.1	mV

krad	0	20	21	30	31	50	51
LL	0.100	0.100	0.100	0.100	0.100	0.100	0.100
Min	908.617	882.855	891.371	870.209	882.749	840.386	849.015
Average	915.688	889.600	896.536	879.467	886.227	849.871	858.387
Max	921.278	895.486	904.085	887.158	891.398	857.535	870.239
UL	1150.000	1150.000	1150.000	1150.000	1150.000	1150.000	1150.000

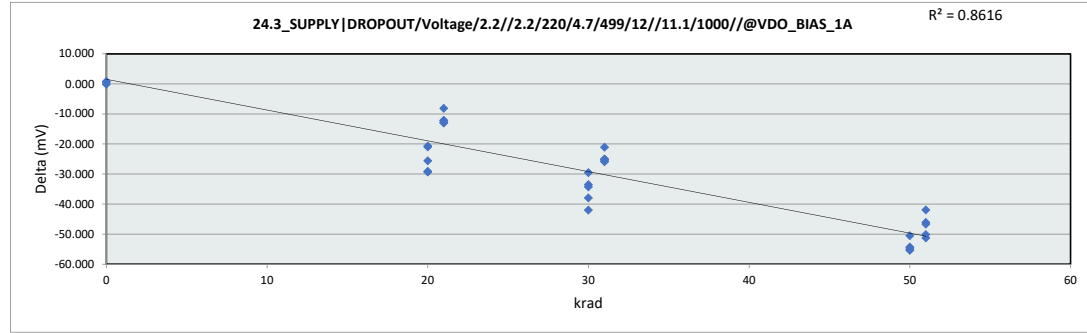


LDR Report  
TPS7H1111-SEP

24.3\_SUPPLY|DROPOUT|Voltage

Test Site	Dallas	Dallas
Tester	ETS-364	ETS-364
Test Number	EB6938	EB6938
Unit	mV	mV
Max Limit	1250	1250
Min Limit	0.1	0.1

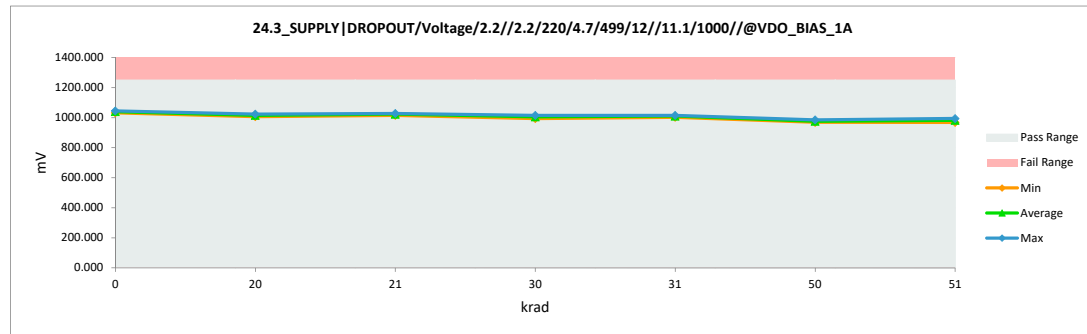
krad	Serial #	Pre	Post	Delta
21	1	1040.716	1027.669	-13.047
21	2	1035.685	1023.413	-12.272
21	3	1035.568	1023.425	-12.143
21	4	1031.607	1023.475	-8.132
21	5	1027.844	1015.012	-12.832
20	6	1035.518	1006.382	-29.136
20	7	1044.382	1023.427	-20.955
20	8	1036.429	1010.807	-25.622
20	9	1039.776	1019.087	-20.689
20	10	1044.242	1014.932	-29.310
31	11	1040.716	1014.811	-25.905
31	12	1035.685	1010.616	-25.069
31	13	1035.568	1010.564	-25.004
31	14	1031.607	1010.516	-21.091
31	15	1027.844	1002.198	-25.646
30	16	1035.518	993.509	-42.009
30	17	1044.382	1014.869	-29.513
30	18	1036.429	1002.127	-34.302
30	19	1039.776	1006.268	-33.508
30	20	1044.242	1006.280	-37.962
51	21	1019.425	968.151	-51.274
51	22	1044.140	994.013	-50.127
51	23	1023.039	981.081	-41.958
51	24	1036.369	989.708	-46.661
51	25	1022.918	976.836	-46.082
50	26	1032.029	976.763	-55.266
50	27	1031.348	977.036	-54.312
50	28	1022.998	968.403	-54.595
50	29	1022.971	972.467	-50.504
50	30	1040.731	985.383	-55.348
0	31	1044.245	1044.826	0.581
0	32	1032.299	1032.165	-0.134
0	33	1039.979	1040.775	0.796
	Max	1044.382	1044.826	0.796
	Average	1035.031	1005.060	-29.971
	Min	1019.425	968.151	-55.348
	Std Dev	7.219	20.757	17.226



24.3\_SUPPLY|DROPOUT|Voltage

Test Site	Dallas
Tester	ETS-364
Test Number	EB6938
Max Limit	1250 mV
Min Limit	0.1 mV

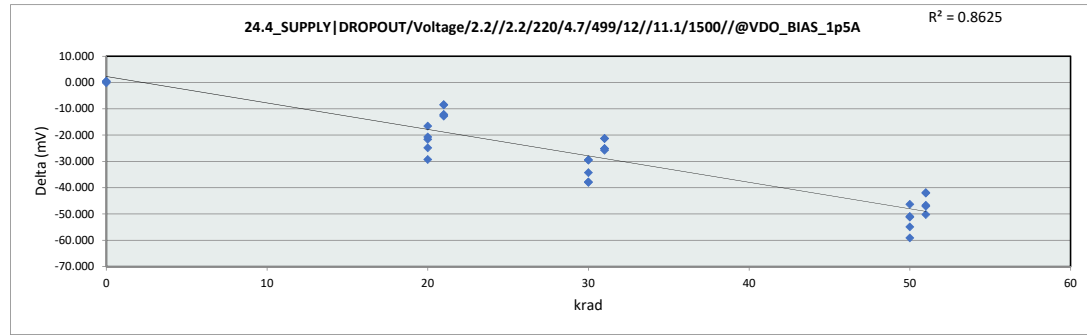
krad	0	20	21	30	31	50	51
LL	0.100	0.100	0.100	0.100	0.100	0.100	0.100
Min	1032.165	1006.382	1015.012	993.509	1002.198	968.403	968.151
Average	1039.255	1014.927	1022.599	1004.611	1009.741	976.010	981.958
Max	1044.826	1023.427	1027.669	1014.869	1014.811	985.383	994.013
UL	1250.000	1250.000	1250.000	1250.000	1250.000	1250.000	1250.000



LDR Report  
TPS7H1111-SEP

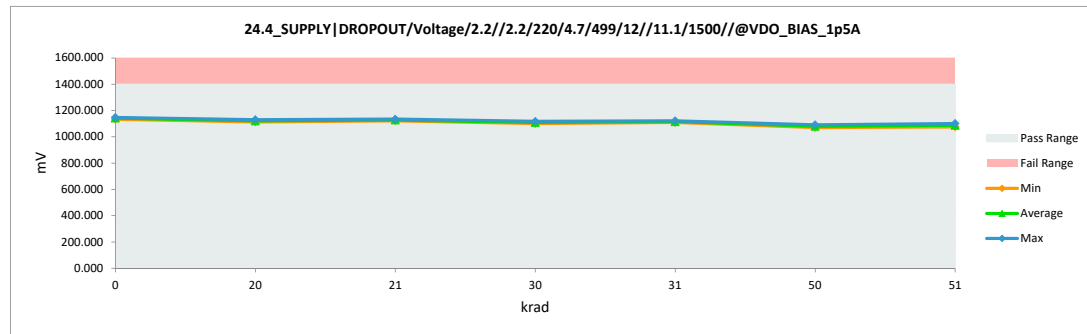
24.4_SUPPLY DROPOUT Voltage		
Test Site	Dallas	Dallas
Tester	ETS-364	ETS-364
Test Number	EB6938	EB6938
Unit	mV	mV
Max Limit	1400	1400
Min Limit	0.1	0.1

krad	Serial #	Pre	Post	Delta
21	1	1147.123	1134.333	-12.790
21	2	1138.107	1125.664	-12.443
21	3	1142.230	1130.090	-12.140
21	4	1133.991	1125.556	-8.435
21	5	1129.951	1121.394	-8.557
20	6	1137.708	1112.821	-24.887
20	7	1146.709	1130.092	-16.617
20	8	1138.649	1117.019	-21.630
20	9	1142.198	1121.451	-20.747
20	10	1150.735	1121.427	-29.308
31	11	1147.123	1121.368	-25.755
31	12	1138.107	1112.875	-25.232
31	13	1142.230	1117.122	-25.108
31	14	1133.991	1112.719	-21.272
31	15	1129.951	1108.586	-21.365
30	16	1137.708	1099.897	-37.811
30	17	1146.709	1117.128	-29.581
30	18	1138.649	1104.329	-34.320
30	19	1142.198	1112.769	-29.429
30	20	1150.735	1112.725	-38.010
51	21	1121.532	1074.842	-46.690
51	22	1150.859	1100.591	-50.268
51	23	1125.424	1083.359	-42.065
51	24	1142.889	1095.832	-47.057
51	25	1125.170	1083.243	-41.927
50	26	1134.476	1083.227	-51.249
50	27	1133.883	1078.918	-54.965
50	28	1129.661	1070.512	-59.149
50	29	1125.525	1079.158	-46.367
50	30	1142.782	1091.790	-50.992
0	31	1146.742	1147.104	0.362
0	32	1134.464	1134.330	-0.134
0	33	1146.417	1146.900	0.483
	Max	1150.859	1147.104	0.483
	Average	1138.625	1109.975	-28.650
	Min	1121.532	1070.512	-59.149
	Std Dev	8.070	20.570	16.913



24.4_SUPPLY DROPOUT Voltage		
Test Site	Dallas	
Tester	ETS-364	
Test Number	EB6938	
Max Limit	1400	mV
Min Limit	0.1	mV

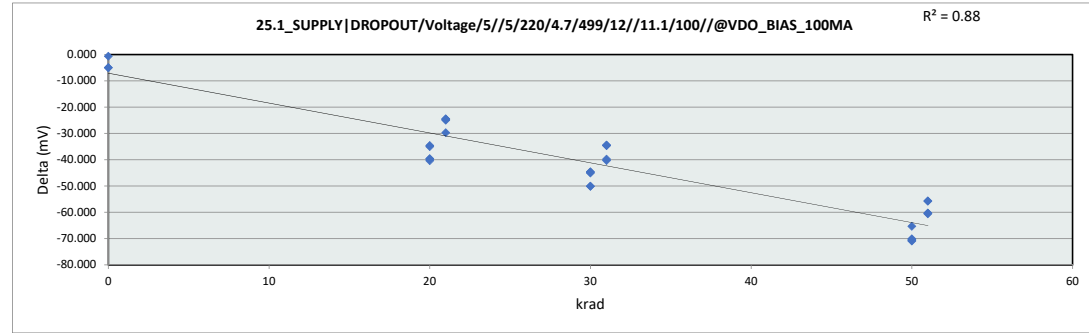
krad	0	20	21	30	31	50	51
LL	0.100	0.100	0.100	0.100	0.100	0.100	0.100
Min	1134.330	1112.821	1121.394	1099.897	1108.586	1070.512	1074.842
Average	1142.778	1120.562	1127.407	1109.370	1114.534	1080.721	1087.573
Max	1147.104	1130.092	1134.333	1117.128	1121.368	1091.790	1100.591
UL	1400.000	1400.000	1400.000	1400.000	1400.000	1400.000	1400.000



LDR Report  
TPS7H1111-SEP

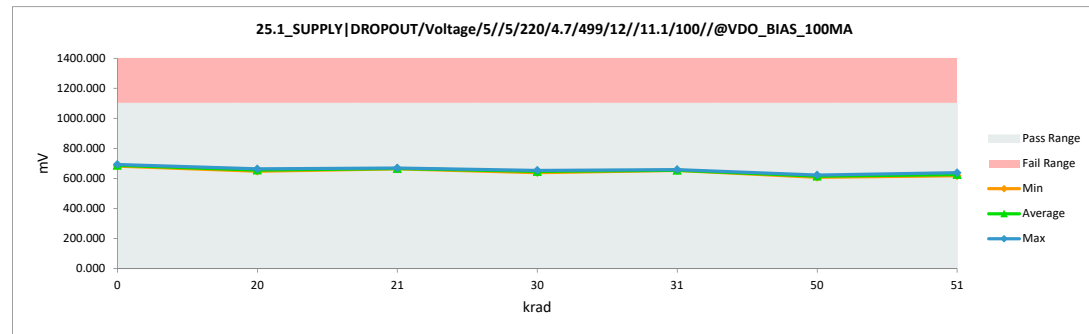
25.1_SUPPLY DROPOUT/Voltage		
Test Site	Dallas	Dallas
Tester	ETS-364	ETS-364
Test Number	EB6938	EB6938
Unit	mV	mV
Max Limit	1100	1100
Min Limit	0.1	0.1

krad	Serial #	Pre	Post	Delta
21	1	693.312	668.299	-25.013
21	2	693.670	668.975	-24.695
21	3	693.449	663.663	-29.786
21	4	687.908	663.308	-24.600
21	5	688.067	663.626	-24.441
20	6	688.521	648.097	-40.424
20	7	698.006	663.399	-34.607
20	8	693.127	653.532	-39.595
20	9	693.441	658.365	-35.076
20	10	693.455	653.661	-39.794
31	11	693.312	658.617	-34.695
31	12	693.670	653.317	-40.353
31	13	693.449	653.677	-39.772
31	14	687.908	653.343	-34.565
31	15	688.067	653.600	-34.467
30	16	688.521	638.375	-50.146
30	17	698.006	653.233	-44.773
30	18	693.127	643.031	-50.096
30	19	693.441	648.828	-44.613
30	20	693.455	648.372	-45.083
51	21	678.196	617.910	-60.286
51	22	698.076	637.732	-60.344
51	23	678.527	622.836	-55.691
51	24	688.413	627.802	-60.611
51	25	678.309	622.496	-55.813
50	26	688.520	617.747	-70.773
50	27	683.268	612.876	-70.392
50	28	678.527	607.586	-70.941
50	29	678.143	612.763	-65.380
50	30	692.932	622.814	-70.118
0	31	698.046	693.072	-4.974
0	32	683.315	682.635	-0.680
0	33	693.006	687.968	-5.038
Max		698.076	693.072	-0.680
Average		689.794	647.744	-42.050
Min		678.143	607.586	-70.941
Std Dev		6.148	22.043	18.909



25.1_SUPPLY DROPOUT/Voltage		
Test Site	Dallas	
Tester	ETS-364	
Test Number	EB6938	
Max Limit	1100	mV
Min Limit	0.1	mV

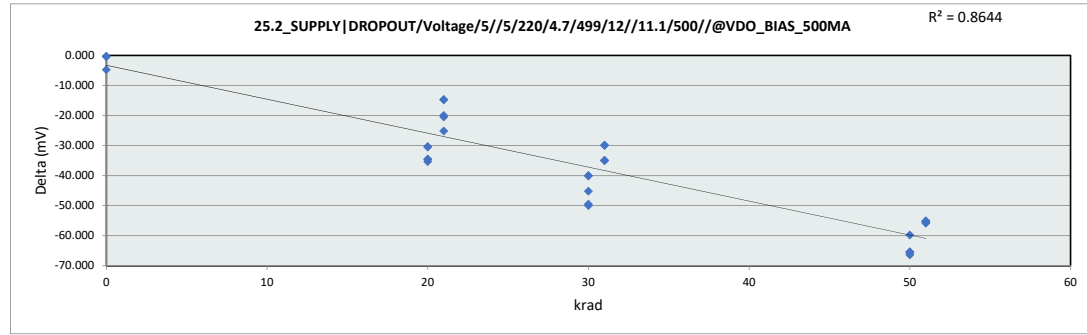
krad	0	20	21	30	31	50	51
LL	0.100	0.100	0.100	0.100	0.100	0.100	0.100
Min	682.635	648.097	663.308	638.375	653.317	607.586	617.910
Average	687.892	655.411	665.574	646.368	654.511	614.757	625.755
Max	693.072	663.399	668.975	653.233	658.617	622.814	637.732
UL	1100.000	1100.000	1100.000	1100.000	1100.000	1100.000	1100.000



LDR Report  
TPS7H1111-SEP

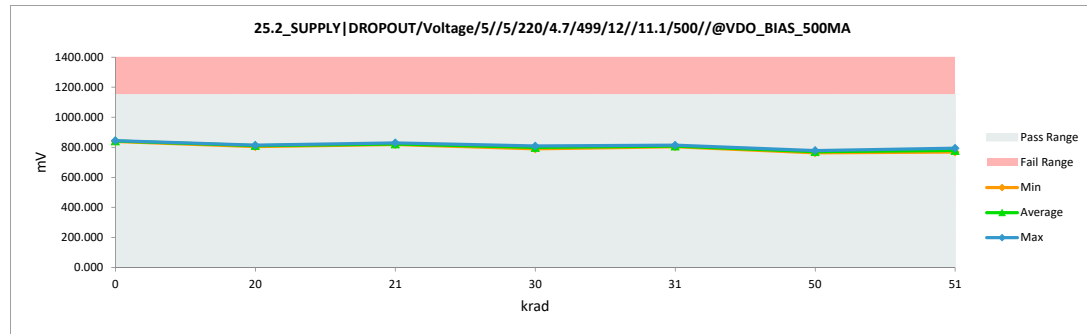
25.2_SUPPLY DROPOUT/Voltage		
Test Site	Dallas	Dallas
Tester	ETS-364	ETS-364
Test Number	EB6938	EB6938
Unit	mV	mV
Max Limit	1150	1150
Min Limit	0.1	0.1

krad	Serial #	Pre	Post	Delta
21	1	843.677	828.882	-14.795
21	2	843.782	818.581	-25.201
21	3	844.043	823.566	-20.477
21	4	838.454	818.458	-19.996
21	5	833.454	818.776	-14.678
20	6	838.436	803.927	-34.509
20	7	848.325	813.683	-34.642
20	8	843.719	808.343	-35.376
20	9	844.005	813.628	-30.377
20	10	843.823	813.338	-30.485
31	11	843.677	813.696	-29.981
31	12	843.782	808.848	-34.934
31	13	844.043	808.982	-35.061
31	14	838.454	803.445	-35.009
31	15	833.454	803.589	-29.865
30	16	838.436	788.929	-49.507
30	17	848.325	808.312	-40.013
30	18	843.719	793.698	-50.021
30	19	844.005	798.816	-45.189
30	20	843.823	803.677	-40.146
51	21	823.469	768.163	-55.306
51	22	848.557	793.302	-55.255
51	23	828.054	772.975	-55.079
51	24	839.004	783.146	-55.858
51	25	828.873	773.202	-55.671
50	26	838.545	773.092	-65.453
50	27	833.832	768.107	-65.725
50	28	829.461	763.043	-66.418
50	29	828.122	768.333	-59.789
50	30	843.524	778.158	-65.366
0	31	848.592	843.778	-4.814
0	32	838.885	838.432	-0.453
0	33	843.796	843.539	-0.257
	Max	848.592	843.778	-0.257
	Average	839.883	801.832	-38.052
	Min	823.469	763.043	-66.418
	Std Dev	6.659	22.526	18.979



25.2_SUPPLY DROPOUT/Voltage		
Test Site	Dallas	
Tester	ETS-364	
Test Number	EB6938	
Max Limit	1150 mV	
Min Limit	0.1 mV	

krad	0	20	21	30	31	50	51
LL	0.100	0.100	0.100	0.100	0.100	0.100	0.100
Min	838.432	803.927	818.458	788.929	803.445	763.043	768.163
Average	841.916	810.584	821.653	798.686	807.712	770.147	778.158
Max	843.778	813.683	828.882	808.312	813.696	778.158	793.302
UL	1150.000	1150.000	1150.000	1150.000	1150.000	1150.000	1150.000

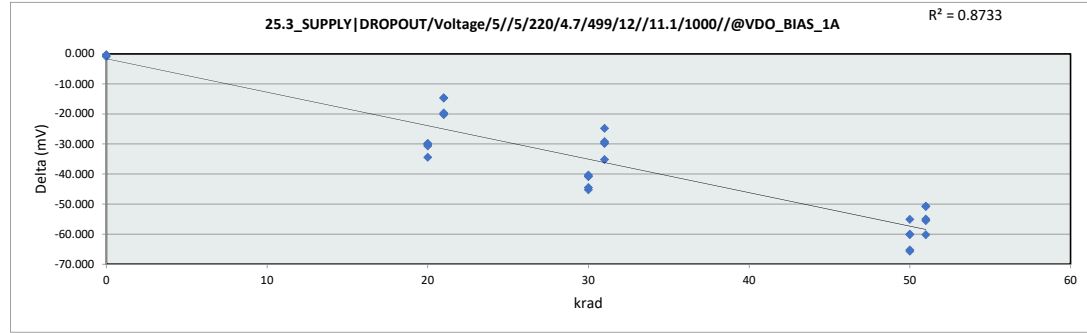


LDR Report  
TPS7H1111-SEP

25.3\_SUPPLY|DROPOUT|Voltage

Test Site	Dallas	Dallas
Tester	ETS-364	ETS-364
Test Number	EB6938	EB6938
Unit	mV	mV
Max Limit	1250	1250
Min Limit	0.1	0.1

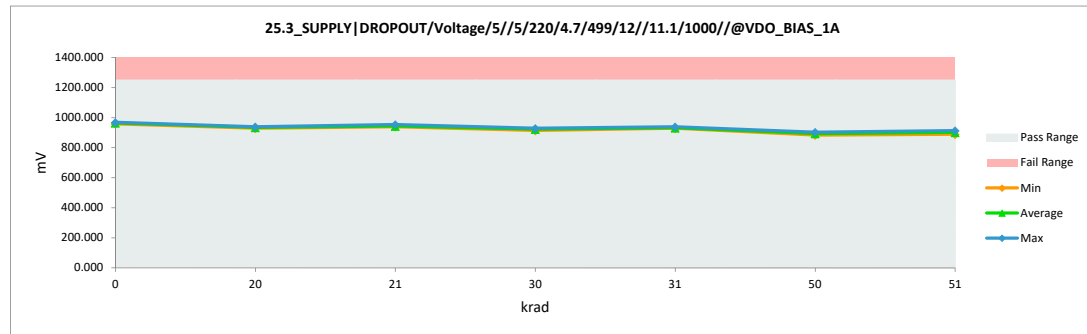
krad	Serial #	Pre	Post	Delta
21	1	968.585	953.930	-14.655
21	2	964.143	944.081	-20.062
21	3	964.066	943.861	-20.205
21	4	958.890	939.206	-19.684
21	5	953.836	939.184	-14.652
20	6	959.138	929.314	-29.824
20	7	969.101	939.184	-29.917
20	8	963.536	929.091	-34.445
20	9	964.366	934.149	-30.217
20	10	969.620	938.952	-30.668
31	11	968.585	939.365	-29.220
31	12	964.143	928.974	-35.169
31	13	964.066	934.312	-29.754
31	14	958.890	929.114	-29.776
31	15	953.836	929.032	-24.804
30	16	959.138	913.919	-45.219
30	17	969.101	928.778	-40.323
30	18	963.536	919.028	-44.508
30	19	964.366	923.581	-40.785
30	20	969.620	928.781	-40.839
51	21	943.852	888.885	-54.967
51	22	974.014	913.798	-60.216
51	23	949.170	898.450	-50.720
51	24	963.799	908.281	-55.518
51	25	949.234	898.450	-50.784
50	26	959.041	893.362	-65.679
50	27	953.854	893.695	-60.159
50	28	949.144	883.879	-65.265
50	29	948.672	893.582	-55.090
50	30	963.680	903.633	-60.047
0	31	969.028	968.687	-0.341
0	32	959.041	958.702	-0.339
0	33	969.361	968.448	-0.913
	Max	974.014	968.687	-0.339
	Average	961.286	925.384	-35.902
	Min	943.852	883.879	-65.679
	Std Dev	7.557	22.478	18.618



25.3\_SUPPLY|DROPOUT|Voltage

Test Site	Dallas
Tester	ETS-364
Test Number	EB6938
Max Limit	1250 mV
Min Limit	0.1 mV

krad	0	20	21	30	31	50	51
LL	0.100	0.100	0.100	0.100	0.100	0.100	0.100
Min	958.702	929.091	939.184	913.919	928.974	883.879	888.885
Average	965.279	934.138	944.052	922.817	932.159	893.630	901.573
Max	968.687	939.184	953.930	928.781	939.365	903.633	913.798
UL	1250.000	1250.000	1250.000	1250.000	1250.000	1250.000	1250.000

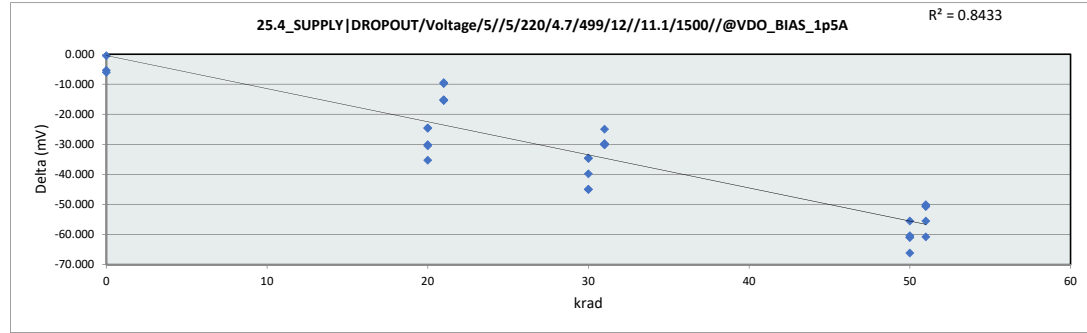




LDR Report  
TPS7H1111-SEP

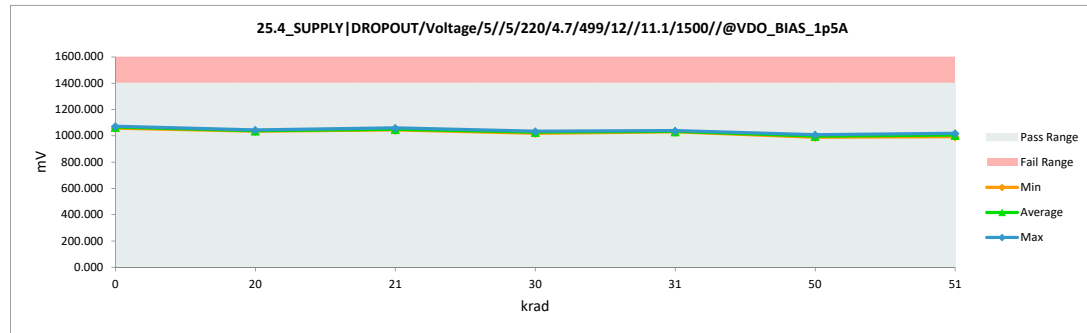
25.4_SUPPLY DROPOUT/Voltage		
Test Site	Dallas	Dallas
Tester	ETS-364	ETS-364
Test Number	EB6938	EB6938
Unit	mV	mV
Max Limit	1400	1400
Min Limit	0.1	0.1

krad	Serial #	Pre	Post	Delta
21	1	1068.942	1059.626	-9.316
21	2	1064.255	1049.212	-15.043
21	3	1064.499	1049.445	-15.054
21	4	1059.292	1043.997	-15.295
21	5	1054.306	1044.655	-9.651
20	6	1064.101	1034.106	-29.995
20	7	1068.937	1044.428	-24.509
20	8	1064.458	1034.109	-30.349
20	9	1064.026	1039.620	-24.406
20	10	1074.470	1039.330	-35.140
31	11	1068.942	1039.358	-29.584
31	12	1064.255	1034.396	-29.859
31	13	1064.499	1034.531	-29.968
31	14	1059.292	1029.333	-29.959
31	15	1054.306	1029.477	-24.829
30	16	1064.101	1019.341	-44.760
30	17	1068.937	1034.539	-34.398
30	18	1064.458	1024.789	-39.669
30	19	1064.026	1029.455	-34.571
30	20	1074.470	1029.565	-44.905
51	21	1043.982	993.429	-50.553
51	22	1079.770	1019.134	-60.636
51	23	1053.760	1003.785	-49.975
51	24	1064.382	1008.977	-55.405
51	25	1054.324	1003.898	-50.426
50	26	1059.171	998.358	-60.813
50	27	1059.283	998.465	-60.818
50	28	1054.673	988.649	-66.024
50	29	1049.073	993.712	-55.361
50	30	1069.014	1008.742	-60.272
0	31	1073.844	1073.456	-0.388
0	32	1064.376	1058.493	-5.883
0	33	1073.885	1068.692	-5.193
Max		1079.770	1073.456	-0.388
Average		1063.458	1029.124	-34.334
Min		1043.982	988.649	-66.024
Std Dev		7.834	22.121	18.731



25.4_SUPPLY DROPOUT/Volta		
Test Site	Dallas	
Tester	ETS-364	
Test Number	EB6938	
Max Limit	1400	mV
Min Limit	0.1	mV

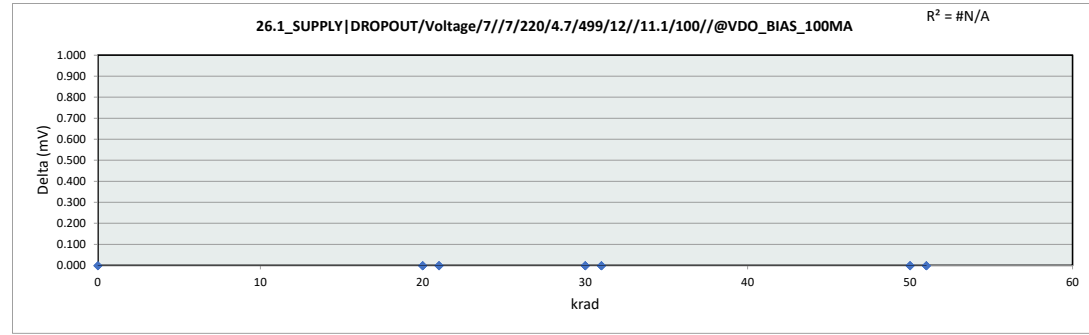
krad	0	20	21	30	31	50	51
LL	0.100	0.100	0.100	0.100	0.100	0.100	0.100
Min	1058.493	1034.106	1043.997	1019.341	1029.333	988.649	993.429
Average	1066.880	1038.319	1049.387	1027.538	1033.419	997.585	1005.845
Max	1073.456	1044.428	1059.626	1034.539	1039.358	1008.742	1019.134
UL	1400.000	1400.000	1400.000	1400.000	1400.000	1400.000	1400.000



LDR Report  
TPS7H1111-SEP

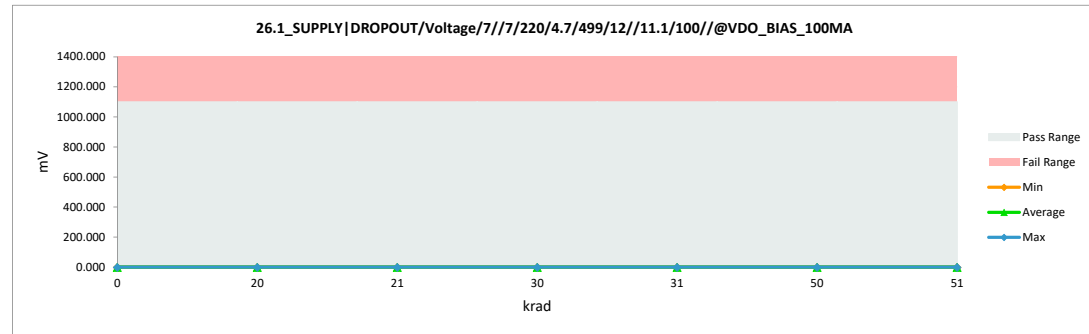
26.1_SUPPLY DROPOUT/Voltage		
Test Site	Dallas	Dallas
Tester	ETS-364	ETS-364
Test Number	EB6938	EB6938
Unit	mV	mV
Max Limit	1100	1100
Min Limit	0.1	0.1

krad	Serial #	Pre	Post	Delta
21	1	0.110	0.110	0.000
21	2	0.110	0.110	0.000
21	3	0.110	0.110	0.000
21	4	0.110	0.110	0.000
21	5	0.110	0.110	0.000
20	6	0.110	0.110	0.000
20	7	0.110	0.110	0.000
20	8	0.110	0.110	0.000
20	9	0.110	0.110	0.000
20	10	0.110	0.110	0.000
31	11	0.110	0.110	0.000
31	12	0.110	0.110	0.000
31	13	0.110	0.110	0.000
31	14	0.110	0.110	0.000
31	15	0.110	0.110	0.000
30	16	0.110	0.110	0.000
30	17	0.110	0.110	0.000
30	18	0.110	0.110	0.000
30	19	0.110	0.110	0.000
30	20	0.110	0.110	0.000
51	21	0.110	0.110	0.000
51	22	0.110	0.110	0.000
51	23	0.110	0.110	0.000
51	24	0.110	0.110	0.000
51	25	0.110	0.110	0.000
50	26	0.110	0.110	0.000
50	27	0.110	0.110	0.000
50	28	0.110	0.110	0.000
50	29	0.110	0.110	0.000
50	30	0.110	0.110	0.000
0	31	0.110	0.110	0.000
0	32	0.110	0.110	0.000
0	33	0.110	0.110	0.000
Max		0.110	0.110	0.000
Average		0.110	0.110	0.000
Min		0.110	0.110	0.000
Std Dev		0.000	0.000	0.000



26.1_SUPPLY DROPOUT/Volta		
Test Site	Dallas	
Tester	ETS-364	
Test Number	EB6938	
Max Limit	1100	mV
Min Limit	0.1	mV

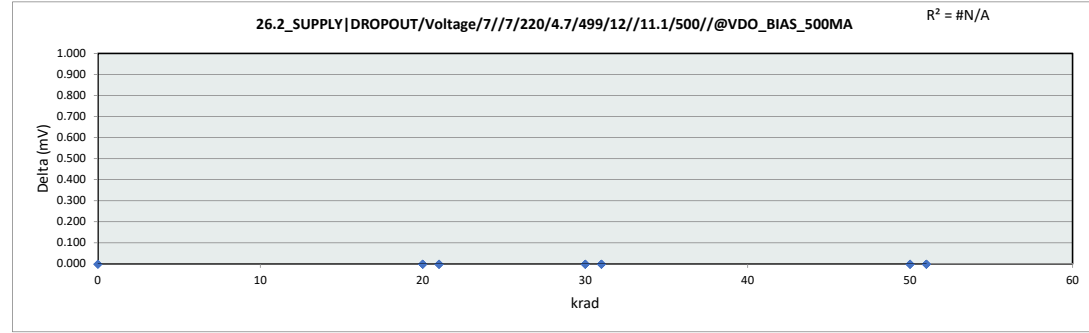
	0	20	21	30	31	50	51
LL	0.100	0.100	0.100	0.100	0.100	0.100	0.100
Min	0.110	0.110	0.110	0.110	0.110	0.110	0.110
Average	0.110	0.110	0.110	0.110	0.110	0.110	0.110
Max	0.110	0.110	0.110	0.110	0.110	0.110	0.110
UL	1100.000	1100.000	1100.000	1100.000	1100.000	1100.000	1100.000



LDR Report  
TPS7H1111-SEP

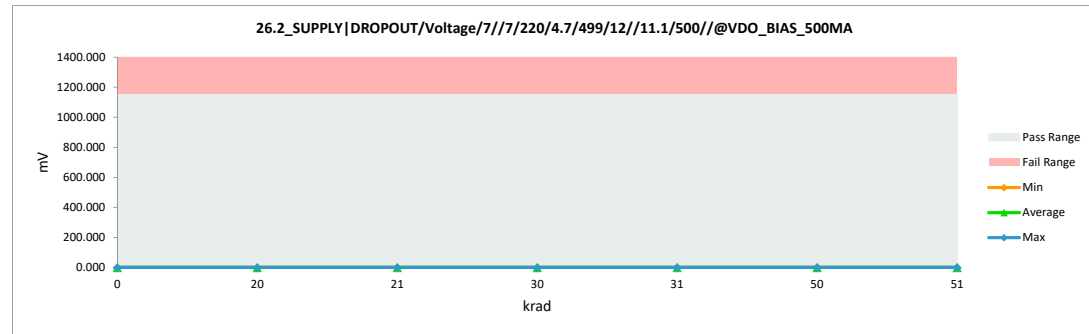
26.2_SUPPLY DROPOUT/Voltage		
Test Site	Dallas	Dallas
Tester	ETS-364	ETS-364
Test Number	EB6938	EB6938
Unit	mV	mV
Max Limit	1150	1150
Min Limit	0.1	0.1

krad	Serial #	Pre	Post	Delta
21	1	0.110	0.110	0.000
21	2	0.110	0.110	0.000
21	3	0.110	0.110	0.000
21	4	0.110	0.110	0.000
21	5	0.110	0.110	0.000
20	6	0.110	0.110	0.000
20	7	0.110	0.110	0.000
20	8	0.110	0.110	0.000
20	9	0.110	0.110	0.000
20	10	0.110	0.110	0.000
31	11	0.110	0.110	0.000
31	12	0.110	0.110	0.000
31	13	0.110	0.110	0.000
31	14	0.110	0.110	0.000
31	15	0.110	0.110	0.000
30	16	0.110	0.110	0.000
30	17	0.110	0.110	0.000
30	18	0.110	0.110	0.000
30	19	0.110	0.110	0.000
30	20	0.110	0.110	0.000
51	21	0.110	0.110	0.000
51	22	0.110	0.110	0.000
51	23	0.110	0.110	0.000
51	24	0.110	0.110	0.000
51	25	0.110	0.110	0.000
50	26	0.110	0.110	0.000
50	27	0.110	0.110	0.000
50	28	0.110	0.110	0.000
50	29	0.110	0.110	0.000
50	30	0.110	0.110	0.000
0	31	0.110	0.110	0.000
0	32	0.110	0.110	0.000
0	33	0.110	0.110	0.000
Max		0.110	0.110	0.000
Average		0.110	0.110	0.000
Min		0.110	0.110	0.000
Std Dev		0.000	0.000	0.000



26.2_SUPPLY DROPOUT/Voltage		
Test Site	Dallas	
Tester	ETS-364	
Test Number	EB6938	
Max Limit	1150	mV
Min Limit	0.1	mV

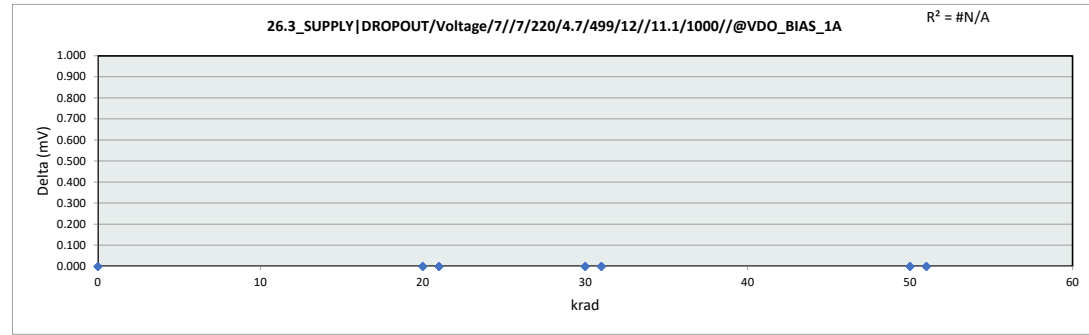
krad	0	20	21	30	31	50	51
LL	0.100	0.100	0.100	0.100	0.100	0.100	0.100
Min	0.110	0.110	0.110	0.110	0.110	0.110	0.110
Average	0.110	0.110	0.110	0.110	0.110	0.110	0.110
Max	0.110	0.110	0.110	0.110	0.110	0.110	0.110
UL	1150.000	1150.000	1150.000	1150.000	1150.000	1150.000	1150.000



LDR Report  
TPS7H1111-SEP

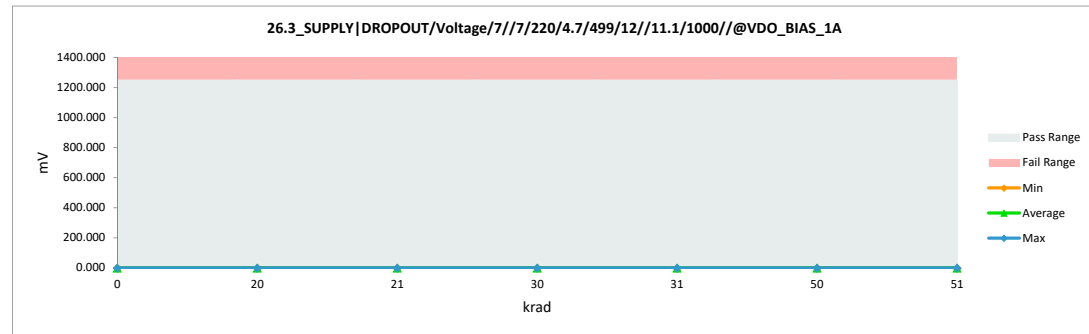
26.3_SUPPLY DROPOUT/Voltage		
Test Site	Dallas	Dallas
Tester	ETS-364	ETS-364
Test Number	EB6938	EB6938
Unit	mV	mV
Max Limit	1250	1250
Min Limit	0.1	0.1

krad	Serial #	Pre	Post	Delta
21	1	0.110	0.110	0.000
21	2	0.110	0.110	0.000
21	3	0.110	0.110	0.000
21	4	0.110	0.110	0.000
21	5	0.110	0.110	0.000
20	6	0.110	0.110	0.000
20	7	0.110	0.110	0.000
20	8	0.110	0.110	0.000
20	9	0.110	0.110	0.000
20	10	0.110	0.110	0.000
31	11	0.110	0.110	0.000
31	12	0.110	0.110	0.000
31	13	0.110	0.110	0.000
31	14	0.110	0.110	0.000
31	15	0.110	0.110	0.000
30	16	0.110	0.110	0.000
30	17	0.110	0.110	0.000
30	18	0.110	0.110	0.000
30	19	0.110	0.110	0.000
30	20	0.110	0.110	0.000
51	21	0.110	0.110	0.000
51	22	0.110	0.110	0.000
51	23	0.110	0.110	0.000
51	24	0.110	0.110	0.000
51	25	0.110	0.110	0.000
50	26	0.110	0.110	0.000
50	27	0.110	0.110	0.000
50	28	0.110	0.110	0.000
50	29	0.110	0.110	0.000
50	30	0.110	0.110	0.000
0	31	0.110	0.110	0.000
0	32	0.110	0.110	0.000
0	33	0.110	0.110	0.000
Max		0.110	0.110	0.000
Average		0.110	0.110	0.000
Min		0.110	0.110	0.000
Std Dev		0.000	0.000	0.000



26.3_SUPPLY DROPOUT/Volta		
Test Site	Dallas	
Tester	ETS-364	
Test Number	EB6938	
Max Limit	1250	mV
Min Limit	0.1	mV

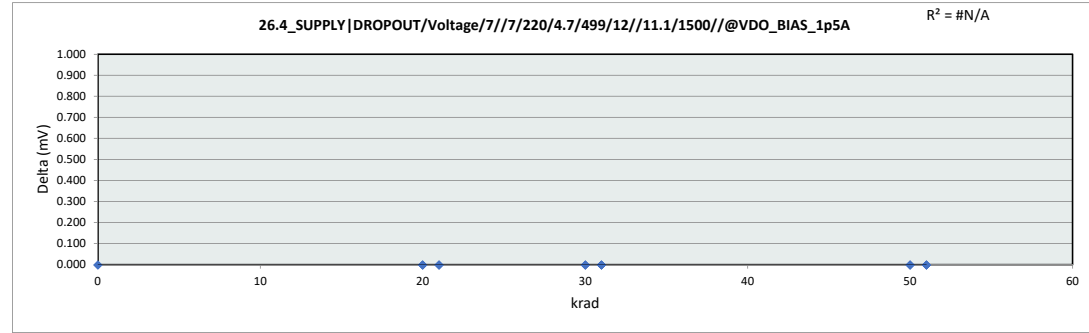
	0	20	21	30	31	50	51
LL	0.100	0.100	0.100	0.100	0.100	0.100	0.100
Min	0.110	0.110	0.110	0.110	0.110	0.110	0.110
Average	0.110	0.110	0.110	0.110	0.110	0.110	0.110
Max	0.110	0.110	0.110	0.110	0.110	0.110	0.110
UL	1250.000	1250.000	1250.000	1250.000	1250.000	1250.000	1250.000



LDR Report  
TPS7H1111-SEP

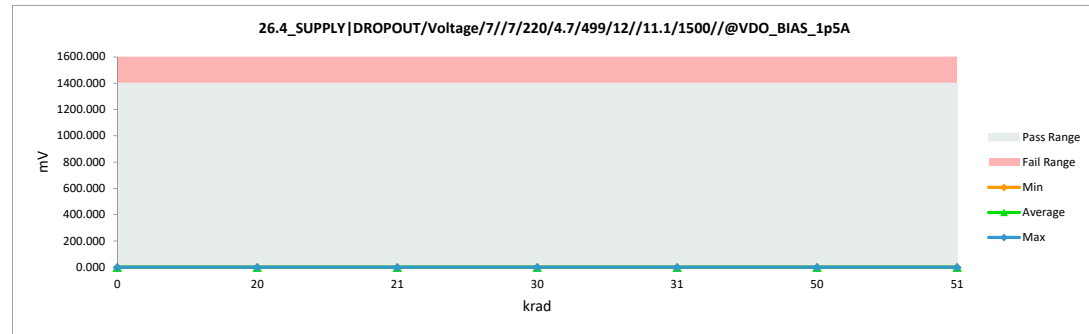
26.4_SUPPLY DROPOUT/Voltage		
Test Site	Dallas	Dallas
Tester	ETS-364	ETS-364
Test Number	EB6938	EB6938
Unit	mV	mV
Max Limit	1400	1400
Min Limit	0.1	0.1

krad	Serial #	Pre	Post	Delta
21	1	0.110	0.110	0.000
21	2	0.110	0.110	0.000
21	3	0.110	0.110	0.000
21	4	0.110	0.110	0.000
21	5	0.110	0.110	0.000
20	6	0.110	0.110	0.000
20	7	0.110	0.110	0.000
20	8	0.110	0.110	0.000
20	9	0.110	0.110	0.000
20	10	0.110	0.110	0.000
31	11	0.110	0.110	0.000
31	12	0.110	0.110	0.000
31	13	0.110	0.110	0.000
31	14	0.110	0.110	0.000
31	15	0.110	0.110	0.000
30	16	0.110	0.110	0.000
30	17	0.110	0.110	0.000
30	18	0.110	0.110	0.000
30	19	0.110	0.110	0.000
30	20	0.110	0.110	0.000
51	21	0.110	0.110	0.000
51	22	0.110	0.110	0.000
51	23	0.110	0.110	0.000
51	24	0.110	0.110	0.000
51	25	0.110	0.110	0.000
50	26	0.110	0.110	0.000
50	27	0.110	0.110	0.000
50	28	0.110	0.110	0.000
50	29	0.110	0.110	0.000
50	30	0.110	0.110	0.000
0	31	0.110	0.110	0.000
0	32	0.110	0.110	0.000
0	33	0.110	0.110	0.000
Max		0.110	0.110	0.000
Average		0.110	0.110	0.000
Min		0.110	0.110	0.000
Std Dev		0.000	0.000	0.000



26.4_SUPPLY DROPOUT/Volta		
Test Site	Dallas	
Tester	ETS-364	
Test Number	EB6938	
Max Limit	1400	mV
Min Limit	0.1	mV

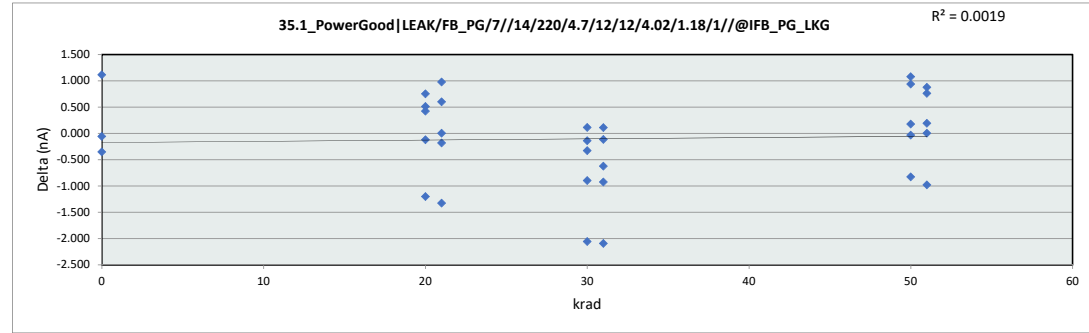
krad	0	20	21	30	31	50	51
LL	0.100	0.100	0.100	0.100	0.100	0.100	0.100
Min	0.110	0.110	0.110	0.110	0.110	0.110	0.110
Average	0.110	0.110	0.110	0.110	0.110	0.110	0.110
Max	0.110	0.110	0.110	0.110	0.110	0.110	0.110
UL	1400.000	1400.000	1400.000	1400.000	1400.000	1400.000	1400.000



LDR Report  
TPS7H1111-SEP

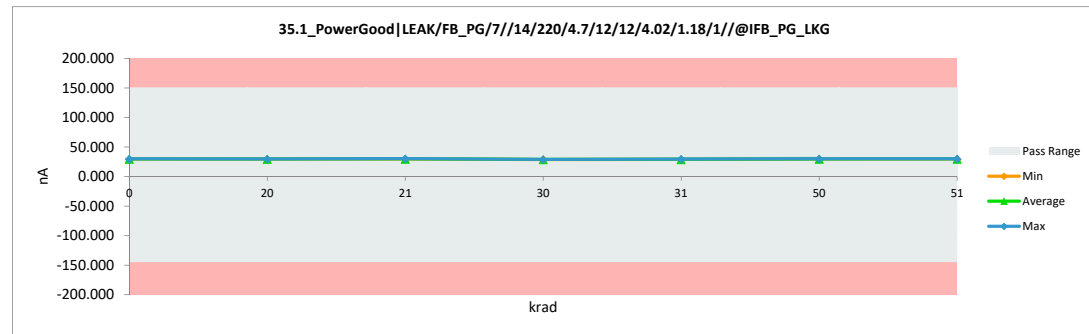
35.1_PowerGood LEAK/FB_PG/7		
Test Site	Dallas	Dallas
Tester	ETS-364	ETS-364
Test Number	EB6938	EB6938
Unit	nA	nA
Max Limit	150	150
Min Limit	-145	-145

krad	Serial #	Pre	Post	Delta
21	1	29.980	29.806	-0.174
21	2	31.125	29.806	-1.319
21	3	29.535	30.143	0.608
21	4	29.407	30.393	0.986
21	5	29.806	29.818	0.012
20	6	29.322	29.843	0.521
20	7	28.932	29.693	0.761
20	8	29.818	29.706	-0.112
20	9	31.075	29.881	-1.194
20	10	29.235	29.668	0.433
31	11	29.980	29.065	-0.915
31	12	31.125	29.040	-2.085
31	13	29.535	29.427	-0.108
31	14	29.407	29.527	0.120
31	15	29.806	29.190	-0.616
30	16	29.322	29.003	-0.319
30	17	28.932	29.053	0.121
30	18	29.818	28.928	-0.890
30	19	31.075	29.028	-2.047
30	20	29.235	29.103	-0.132
51	21	29.980	29.993	0.013
51	22	29.185	29.955	0.770
51	23	29.070	29.955	0.885
51	24	29.918	30.118	0.200
51	25	30.713	29.743	-0.970
50	26	29.906	29.881	-0.025
50	27	31.000	30.180	-0.820
50	28	29.110	30.055	0.945
50	29	28.920	30.005	1.085
50	30	29.881	30.068	0.187
0	31	28.832	29.955	1.123
0	32	29.806	29.756	-0.050
0	33	30.188	29.843	-0.345
Max		31.125	30.393	1.123
Average		29.787	29.686	-0.102
Min		28.832	28.928	-2.085
Std Dev		0.695	0.410	0.838



35.1_PowerGood LEAK/FB_PG		
Test Site	Dallas	
Tester	ETS-364	
Test Number	EB6938	
Max Limit	150	nA
Min Limit	-145	nA

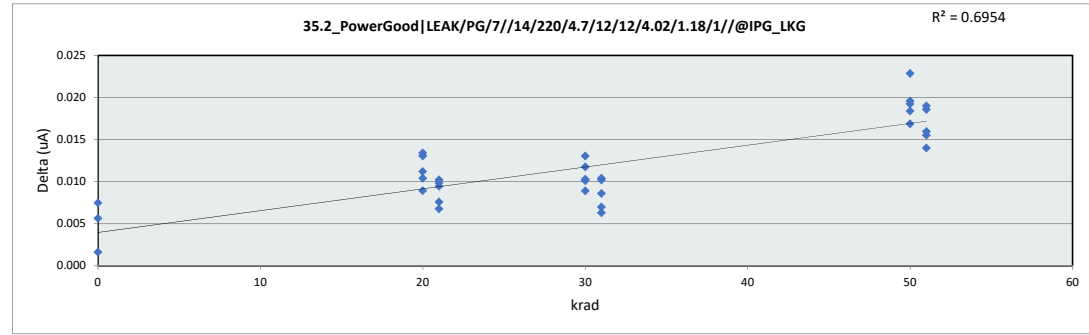
krad	0	20	21	30	31	50	51
LL	-145.000	-145.000	-145.000	-145.000	-145.000	-145.000	-145.000
Min	29.756	29.668	29.806	28.928	29.040	29.881	29.743
Average	29.851	29.758	29.993	29.023	29.250	30.038	29.953
Max	29.955	29.881	30.393	29.103	29.527	30.180	30.118
UL	150.000	150.000	150.000	150.000	150.000	150.000	150.000



LDR Report  
TPS7H1111-SEP

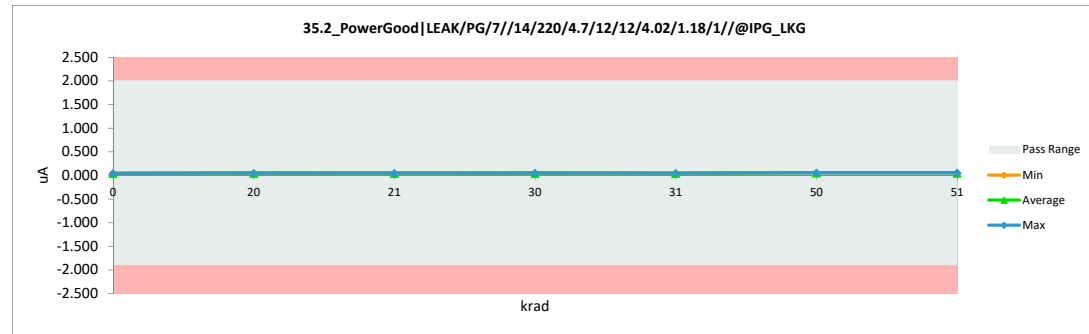
35.2_PowerGood LEAK/PG/7/1/1		
Test Site	Dallas	Dallas
Tester	ETS-364	ETS-364
Test Number	EB6938	EB6938
Unit	uA	uA
Max Limit	2	2
Min Limit	-1.9	-1.9

krad	Serial #	Pre	Post	Delta
21	1	0.041	0.048	0.007
21	2	0.037	0.047	0.010
21	3	0.040	0.050	0.010
21	4	0.038	0.048	0.010
21	5	0.042	0.049	0.008
20	6	0.039	0.050	0.010
20	7	0.038	0.051	0.013
20	8	0.042	0.051	0.009
20	9	0.038	0.051	0.013
20	10	0.039	0.051	0.011
31	11	0.041	0.048	0.006
31	12	0.037	0.048	0.010
31	13	0.040	0.049	0.009
31	14	0.038	0.048	0.010
31	15	0.042	0.049	0.007
30	16	0.039	0.050	0.010
30	17	0.038	0.050	0.012
30	18	0.042	0.051	0.009
30	19	0.038	0.051	0.013
30	20	0.039	0.050	0.010
51	21	0.042	0.056	0.014
51	22	0.040	0.056	0.016
51	23	0.038	0.057	0.019
51	24	0.043	0.058	0.016
51	25	0.038	0.057	0.019
50	26	0.042	0.058	0.017
50	27	0.038	0.061	0.023
50	28	0.039	0.059	0.020
50	29	0.038	0.057	0.019
50	30	0.041	0.060	0.018
0	31	0.038	0.045	0.008
0	32	0.044	0.045	0.002
0	33	0.039	0.045	0.006
Max		0.044	0.061	0.023
Average		0.040	0.052	0.012
Min		0.037	0.045	0.002
Std Dev		0.002	0.005	0.005



35.2_PowerGood LEAK/PG/7/1/1		
Test Site	Dallas	
Tester	ETS-364	
Test Number	EB6938	
Max Limit	2	uA
Min Limit	-1.9	uA

krad	0	20	21	30	31	50	51
LL	-1.900	-1.900	-1.900	-1.900	-1.900	-1.900	-1.900
Min	0.045	0.050	0.047	0.050	0.048	0.057	0.056
Average	0.045	0.051	0.049	0.050	0.048	0.059	0.057
Max	0.045	0.051	0.050	0.051	0.049	0.061	0.058
UL	2.000	2.000	2.000	2.000	2.000	2.000	2.000

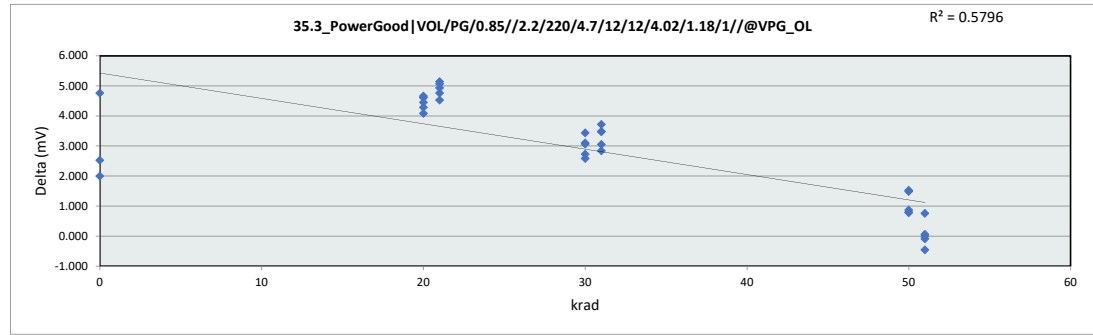


LDR Report  
TPS7H1111-SEP

**35.3\_PowerGood|VOL/PG/0.85/**

Test Site	Dallas	Dallas
Tester	ETS-364	ETS-364
Test Number	EB6938	EB6938
Unit	mV	mV
Max Limit	200	200
Min Limit	0	0

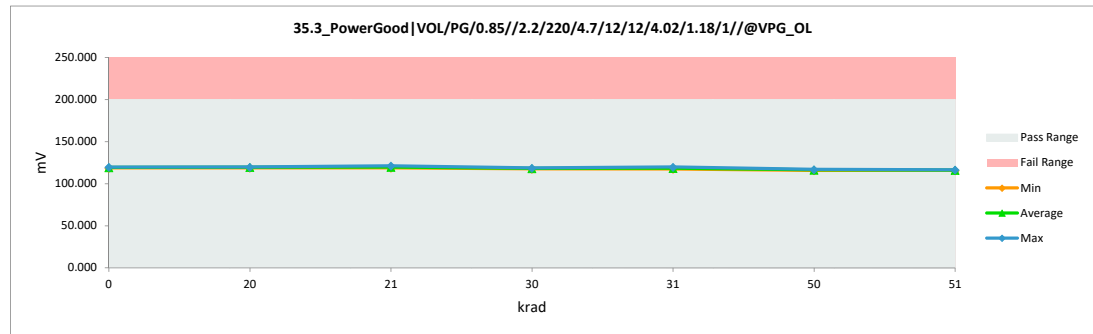
krad	Serial #	Pre	Post	Delta
21	1	115.124	119.898	4.774
21	2	114.583	119.527	4.944
21	3	114.466	119.617	5.151
21	4	116.343	121.418	5.075
21	5	114.403	118.942	4.539
20	6	115.485	119.782	4.297
20	7	115.259	119.877	4.618
20	8	114.844	118.942	4.098
20	9	114.843	119.517	4.674
20	10	115.305	119.767	4.462
31	11	115.124	117.974	2.850
31	12	114.583	118.314	3.731
31	13	114.466	117.954	3.488
31	14	116.343	119.833	3.490
31	15	114.403	117.465	3.062
30	16	115.485	118.079	2.594
30	17	115.259	118.334	3.075
30	18	114.844	117.584	2.740
30	19	114.843	117.954	3.111
30	20	115.305	118.754	3.449
51	21	116.524	116.079	-0.445
51	22	116.190	116.114	-0.076
51	23	115.779	115.849	0.070
51	24	116.319	116.324	0.005
51	25	115.912	116.679	0.767
50	26	115.569	116.359	0.790
50	27	115.532	117.029	1.497
50	28	115.016	115.824	0.808
50	29	115.429	116.964	1.535
50	30	115.029	115.909	0.880
0	31	114.969	119.740	4.771
0	32	116.704	118.715	2.011
0	33	116.942	119.480	2.538
Max		116.942	121.418	5.151
Average		115.370	118.200	2.829
Min		114.403	115.824	-0.445
Std Dev		0.707	1.514	1.732



**35.3\_PowerGood|VOL/PG/0.85/**

Test Site	Dallas
Tester	ETS-364
Test Number	EB6938
Max Limit	200 mV
Min Limit	0 mV

krad	0	20	21	30	31	50	51
LL	0.000	0.000	0.000	0.000	0.000	0.000	0.000
Min	118.715	118.942	118.942	117.584	117.465	115.824	115.849
Average	119.312	119.577	119.880	118.141	118.308	116.417	116.209
Max	119.740	119.877	121.418	118.754	119.833	117.029	116.679
UL	200.000	200.000	200.000	200.000	200.000	200.000	200.000

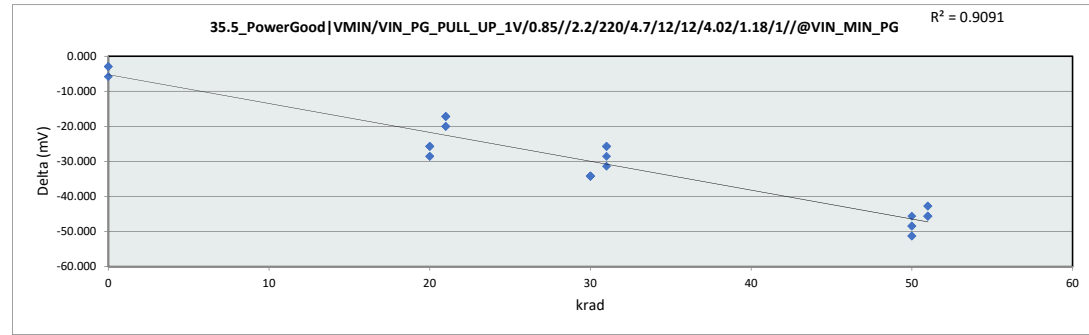




LDR Report  
TPS7H1111-SEP

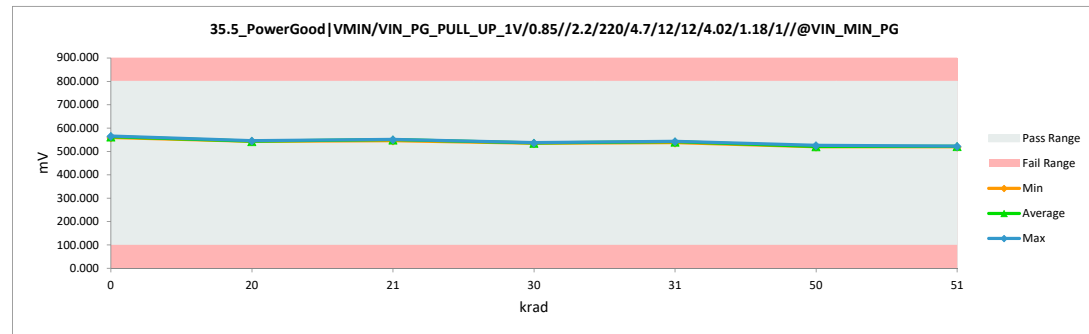
35.5_PowerGood VMIN VIN_PG		
Test Site	Dallas	Dallas
Tester	ETS-364	ETS-364
Test Number	EB6938	EB6938
Unit	mV	mV
Max Limit	800	800
Min Limit	100	100

krad	Serial #	Pre	Post	Delta
21	1	568.562	551.505	-17.057
21	2	571.405	551.505	-19.900
21	3	568.562	551.505	-17.057
21	4	571.405	551.505	-19.900
21	5	562.876	545.819	-17.057
20	6	571.405	545.819	-25.586
20	7	571.405	542.977	-28.428
20	8	568.562	542.977	-25.585
20	9	568.562	542.977	-25.585
20	10	571.405	542.977	-28.428
31	11	568.562	542.977	-25.585
31	12	571.405	540.134	-31.271
31	13	568.562	542.977	-25.585
31	14	571.405	542.977	-28.428
31	15	562.876	537.291	-25.585
30	16	571.405	537.291	-34.114
30	17	571.405	537.291	-34.114
30	18	568.562	534.448	-34.114
30	19	568.562	534.448	-34.114
30	20	571.405	537.291	-34.114
51	21	562.876	520.234	-42.642
51	22	568.562	523.077	-45.485
51	23	565.719	523.077	-42.642
51	24	565.719	520.234	-45.485
51	25	568.562	523.077	-45.485
50	26	568.562	520.234	-48.328
50	27	571.405	520.234	-51.171
50	28	571.405	520.234	-51.171
50	29	571.405	525.920	-45.485
50	30	568.562	520.234	-48.328
0	31	568.562	562.876	-5.686
0	32	562.876	560.033	-2.843
0	33	568.562	565.719	-2.843
	Max	571.405	565.719	-2.843
	Average	568.820	538.239	-30.582
	Min	562.876	520.234	-51.171
	Std Dev	2.786	13.271	13.485



35.5_PowerGood VMIN VIN_PG		
Test Site	Dallas	
Tester	ETS-364	
Test Number	EB6938	
Max Limit	800	mV
Min Limit	100	mV

krad	0	20	21	30	31	50	51
LL	100.000	100.000	100.000	100.000	100.000	100.000	100.000
Min	560.033	542.977	545.819	534.448	537.291	520.234	520.234
Average	562.876	543.545	550.368	536.154	541.271	521.371	521.940
Max	565.719	545.819	551.505	537.291	542.977	525.920	523.077
UL	800.000	800.000	800.000	800.000	800.000	800.000	800.000

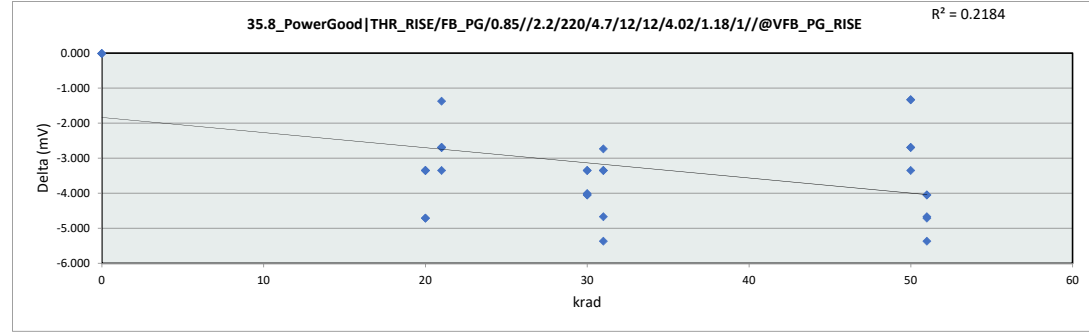


LDR Report  
TPS7H1111-SEP

**35.8 PowerGood|THR\_RISE/FB**

Test Site	Dallas	Dallas
Tester	ETS-364	ETS-364
Test Number	EB6938	EB6938
Unit	mV	mV
Max Limit	313	313
Min Limit	290	290

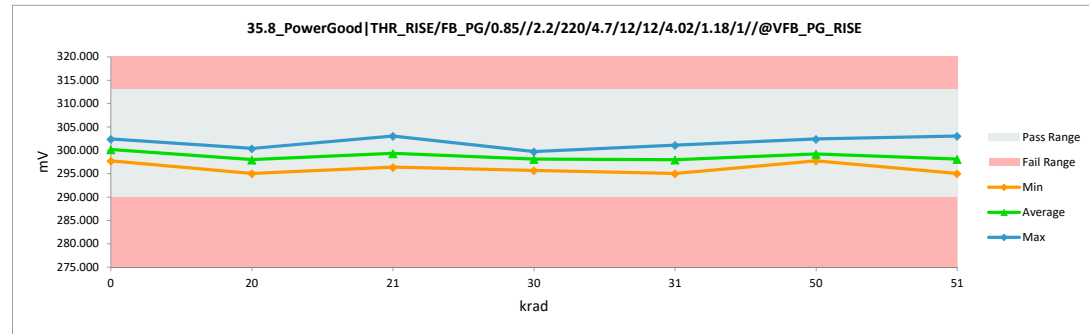
krad	Serial #	Pre	Post	Delta
21	1	302.408	299.729	-2.679
21	2	303.068	300.389	-2.679
21	3	305.747	303.068	-2.679
21	4	300.389	297.050	-3.339
21	5	297.751	296.390	-1.361
20	6	303.727	300.389	-3.338
20	7	302.408	299.070	-3.338
20	8	299.729	295.030	-4.699
20	9	302.408	299.070	-3.338
20	10	301.089	296.390	-4.699
31	11	302.408	299.070	-3.338
31	12	303.068	299.729	-3.339
31	13	305.747	301.089	-4.658
31	14	300.389	295.030	-5.359
31	15	297.751	295.030	-2.721
30	16	303.727	299.729	-3.998
30	17	302.408	299.070	-3.338
30	18	299.729	295.690	-4.039
30	19	302.408	299.070	-3.338
30	20	301.089	297.050	-4.039
51	21	303.727	299.070	-4.657
51	22	299.070	295.030	-4.040
51	23	301.089	297.050	-4.039
51	24	308.426	303.068	-5.358
51	25	301.089	296.390	-4.699
50	26	301.089	297.751	-3.338
50	27	301.749	299.070	-2.679
50	28	301.089	298.410	-2.679
50	29	303.727	302.408	-1.319
50	30	299.729	298.410	-1.319
0	31	297.751	297.751	0.000
0	32	302.408	302.408	0.000
0	33	300.389	300.389	0.000
Max		308.426	303.068	0.000
Average		301.781	298.616	-3.165
Min		297.751	295.030	-5.359
Std Dev		2.333	2.325	1.443



**35.8 PowerGood|THR\_RISE/F**

Test Site	Dallas
Tester	ETS-364
Test Number	EB6938
Max Limit	313 mV
Min Limit	290 mV

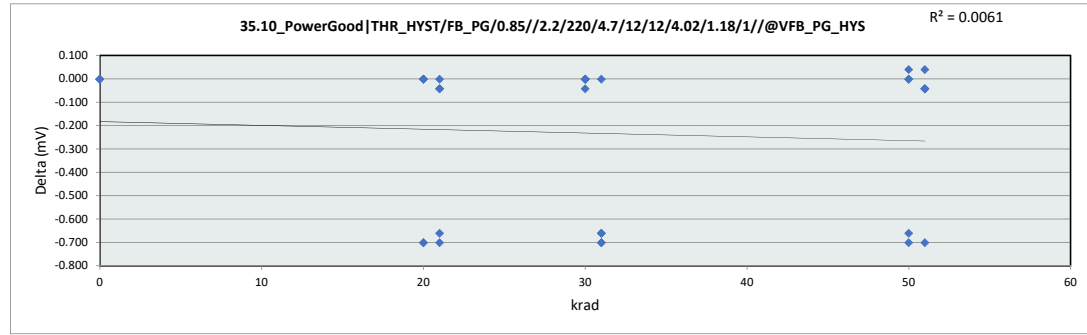
krad	0	20	21	30	31	50	51
LL	290.000	290.000	290.000	290.000	290.000	290.000	290.000
Min	297.751	295.030	296.390	295.690	295.030	297.751	295.030
Average	300.183	297.990	299.325	298.122	297.990	299.210	298.122
Max	302.408	300.389	303.068	299.729	301.089	302.408	303.068
UL	313.000	313.000	313.000	313.000	313.000	313.000	313.000



LDR Report  
TPS7H1111-SEP

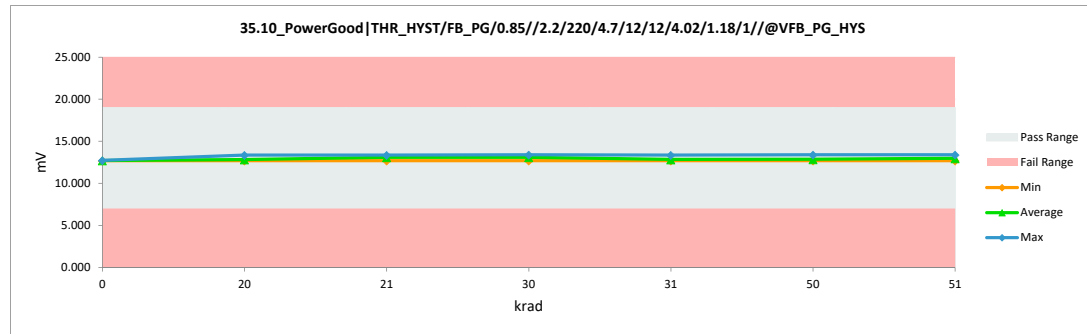
35.10_PowerGood THR_HYST/FB		
Test Site	Dallas	Dallas
Tester	ETS-364	ETS-364
Test Number	EB6938	EB6938
Unit	mV	mV
Max Limit	19	19
Min Limit	7	7

krad	Serial #	Pre	Post	Delta
21	1	13.396	12.696	-0.700
21	2	13.355	12.696	-0.659
21	3	13.396	13.355	-0.041
21	4	13.355	13.355	0.000
21	5	13.396	13.355	-0.041
20	6	12.696	12.696	0.000
20	7	13.396	12.696	-0.700
20	8	13.355	13.355	0.000
20	9	12.696	12.696	0.000
20	10	13.396	12.696	-0.700
31	11	13.396	12.696	-0.700
31	12	13.355	12.696	-0.659
31	13	13.396	12.737	-0.659
31	14	13.355	13.355	0.000
31	15	13.396	12.696	-0.700
30	16	12.696	12.696	0.000
30	17	13.396	13.396	0.000
30	18	13.355	13.355	0.000
30	19	12.696	12.696	0.000
30	20	13.396	13.355	-0.041
51	21	13.355	13.396	0.041
51	22	13.396	12.696	-0.700
51	23	12.737	12.696	-0.041
51	24	13.396	13.355	-0.041
51	25	12.737	12.696	-0.041
50	26	13.396	12.737	-0.659
50	27	13.396	12.696	-0.700
50	28	12.737	12.737	0.000
50	29	12.696	12.696	0.000
50	30	13.355	13.396	0.041
0	31	12.737	12.737	0.000
0	32	12.696	12.696	0.000
0	33	12.696	12.696	0.000
Max		13.396	13.396	0.041
Average		13.158	12.924	-0.233
Min		12.696	12.696	-0.700
Std Dev		0.321	0.318	0.325



35.10_PowerGood THR_HYST/FB		
Test Site	Dallas	
Tester	ETS-364	
Test Number	EB6938	
Max Limit	19	mV
Min Limit	7	mV

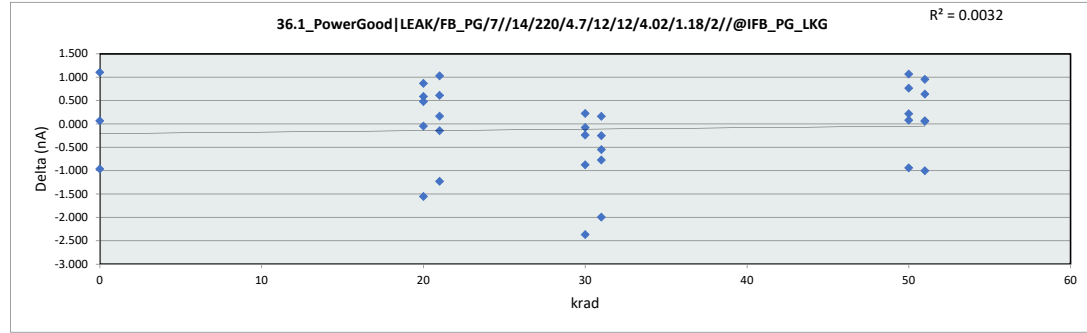
krad	0	20	21	30	31	50	51
LL	7.000	7.000	7.000	7.000	7.000	7.000	7.000
Min	12.696	12.696	12.696	12.696	12.696	12.696	12.696
Average	12.710	12.828	13.091	13.100	12.836	12.852	12.968
Max	12.737	13.355	13.355	13.396	13.355	13.396	13.396
UL	19.000	19.000	19.000	19.000	19.000	19.000	19.000



LDR Report  
TPS7H1111-SEP

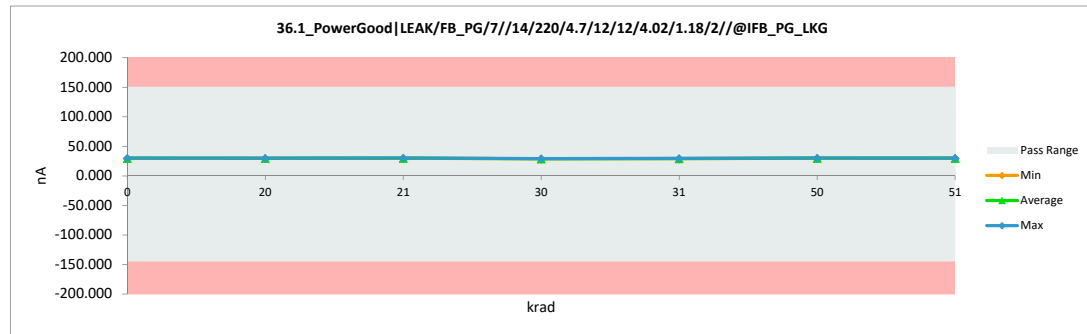
36.1_PowerGood LEAK/FB_PG/7		
Test Site	Dallas	Dallas
Tester	ETS-364	ETS-364
Test Number	EB6938	EB6938
Unit	nA	nA
Max Limit	150	150
Min Limit	-145	-145

krad	Serial #	Pre	Post	Delta
21	1	29.756	29.931	0.175
21	2	31.000	29.781	-1.219
21	3	29.460	30.080	0.620
21	4	29.369	30.405	1.036
21	5	29.868	29.731	-0.137
20	6	29.222	29.706	0.484
20	7	28.907	29.781	0.874
20	8	29.781	29.743	-0.038
20	9	31.388	29.843	-1.545
20	10	29.222	29.818	0.596
31	11	29.756	29.215	-0.541
31	12	31.000	29.015	-1.985
31	13	29.460	29.215	-0.245
31	14	29.369	29.539	0.170
31	15	29.868	29.103	-0.765
30	16	29.222	29.153	-0.069
30	17	28.907	29.140	0.233
30	18	29.781	28.915	-0.866
30	19	31.388	29.028	-2.360
30	20	29.222	28.990	-0.232
51	21	29.955	30.018	0.063
51	22	29.335	29.980	0.645
51	23	28.857	29.818	0.961
51	24	29.868	29.943	0.075
51	25	30.800	29.806	-0.994
50	26	29.818	29.906	0.088
50	27	30.875	29.943	-0.932
50	28	29.297	30.068	0.771
50	29	28.970	30.043	1.073
50	30	29.831	30.055	0.224
0	31	28.832	29.943	1.111
0	32	29.768	29.843	0.075
0	33	30.625	29.668	-0.957
Max		31.388	30.405	1.111
Average		29.781	29.672	-0.109
Min		28.832	28.915	-2.360
Std Dev		0.736	0.397	0.881



36.1_PowerGood LEAK/FB_PG		
Test Site	Dallas	
Tester	ETS-364	
Test Number	EB6938	
Max Limit	150	nA
Min Limit	-145	nA

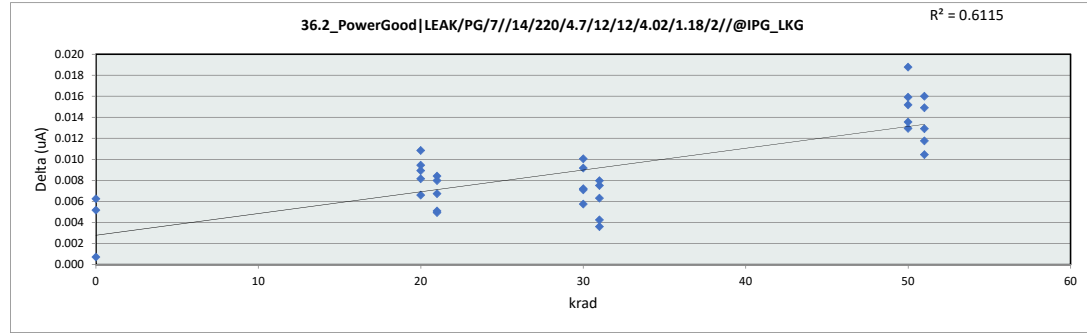
krad	0	20	21	30	31	50	51
LL	-145.000	-145.000	-145.000	-145.000	-145.000	-145.000	-145.000
Min	29.668	29.706	29.731	28.915	29.015	29.906	29.806
Average	29.818	29.778	29.986	29.045	29.217	30.003	29.913
Max	29.943	29.843	30.405	29.153	29.539	30.068	30.018
UL	150.000	150.000	150.000	150.000	150.000	150.000	150.000



LDR Report  
TPS7H1111-SEP

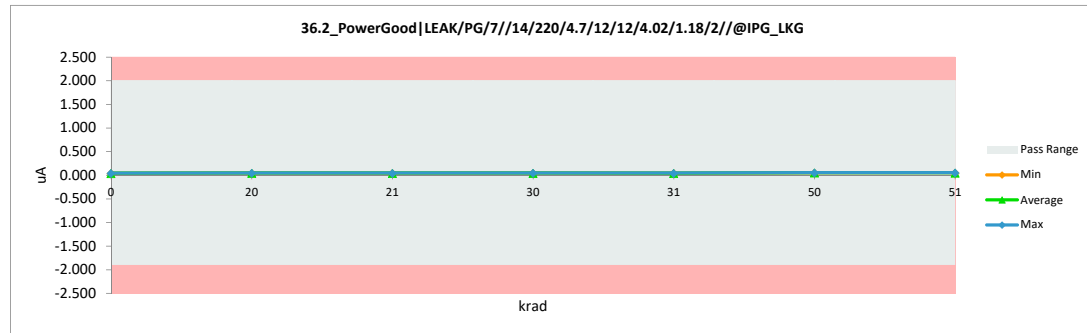
36.2_PowerGood LEAK/PG/7/14/220/4.7/12/12/4.02/1.18/2//@IPG_LKG		
Test Site	Dallas	Dallas
Tester	ETS-364	ETS-364
Test Number	EB6938	EB6938
Unit	uA	uA
Max Limit	2	2
Min Limit	-1.9	-1.9

krad	Serial #	Pre	Post	Delta
21	1	0.042	0.047	0.005
21	2	0.037	0.046	0.008
21	3	0.040	0.047	0.007
21	4	0.038	0.046	0.008
21	5	0.042	0.047	0.005
20	6	0.039	0.047	0.008
20	7	0.038	0.047	0.009
20	8	0.042	0.048	0.007
20	9	0.037	0.048	0.011
20	10	0.039	0.048	0.009
31	11	0.042	0.045	0.004
31	12	0.037	0.045	0.008
31	13	0.040	0.046	0.006
31	14	0.038	0.045	0.008
31	15	0.042	0.046	0.004
30	16	0.039	0.046	0.007
30	17	0.038	0.047	0.009
30	18	0.042	0.047	0.006
30	19	0.037	0.048	0.010
30	20	0.039	0.046	0.007
51	21	0.042	0.053	0.010
51	22	0.040	0.053	0.013
51	23	0.038	0.054	0.016
51	24	0.042	0.054	0.012
51	25	0.038	0.053	0.015
50	26	0.041	0.054	0.013
50	27	0.037	0.056	0.019
50	28	0.039	0.055	0.016
50	29	0.038	0.053	0.015
50	30	0.041	0.055	0.014
0	31	0.038	0.044	0.006
0	32	0.043	0.044	0.001
0	33	0.039	0.044	0.005
	Max	0.043	0.056	0.019
	Average	0.039	0.049	0.009
	Min	0.037	0.044	0.001
	Std Dev	0.002	0.004	0.004



36.2_PowerGood LEAK/PG/7/14/220/4.7/12/12/4.02/1.18/2//@IPG_LKG		
Test Site	Dallas	
Tester	ETS-364	
Test Number	EB6938	
Max Limit	2	uA
Min Limit	-1.9	uA

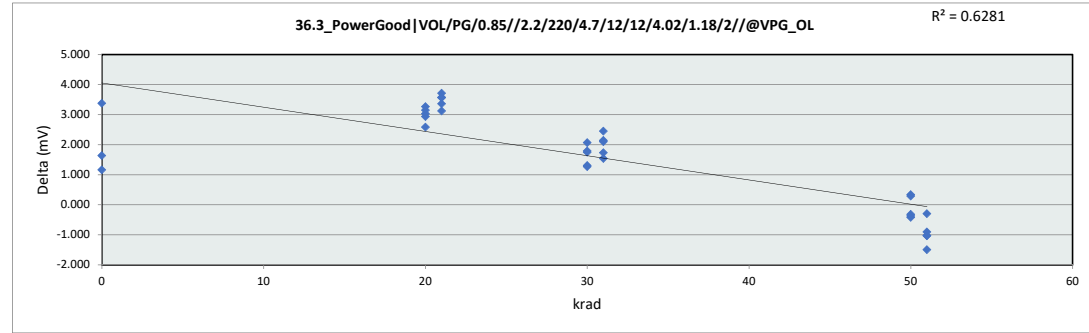
krad	0	20	21	30	31	50	51
LL	-1.900	-1.900	-1.900	-1.900	-1.900	-1.900	-1.900
Min	0.044	0.047	0.046	0.046	0.045	0.053	0.053
Average	0.044	0.048	0.046	0.047	0.046	0.055	0.053
Max	0.044	0.048	0.047	0.048	0.046	0.056	0.054
UL	2.000	2.000	2.000	2.000	2.000	2.000	2.000



LDR Report  
TPS7H1111-SEP

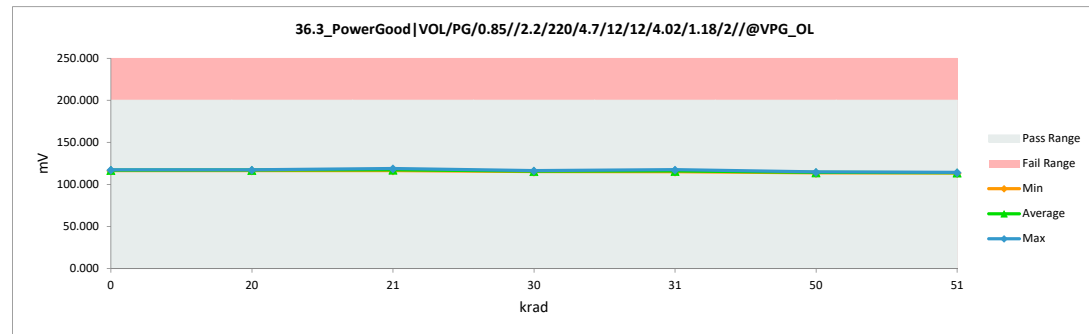
36.3_PowerGood VOL/PG/0.85/		
Test Site	Dallas	Dallas
Tester	ETS-364	ETS-364
Test Number	EB6938	EB6938
Unit	mV	mV
Max Limit	200	200
Min Limit	0	0

krad	Serial #	Pre	Post	Delta
21	1	114.113	117.491	3.378
21	2	113.518	117.096	3.578
21	3	113.491	117.221	3.730
21	4	115.324	118.912	3.588
21	5	113.393	116.530	3.137
20	6	114.461	117.411	2.950
20	7	114.260	117.421	3.161
20	8	113.893	116.490	2.597
20	9	113.823	117.101	3.278
20	10	114.321	117.366	3.045
31	11	114.113	115.666	1.553
31	12	113.518	115.985	2.467
31	13	113.491	115.606	2.115
31	14	115.324	117.480	2.156
31	15	113.393	115.141	1.748
30	16	114.461	115.746	1.285
30	17	114.260	116.025	1.765
30	18	113.893	115.216	1.323
30	19	113.823	115.626	1.803
30	20	114.321	116.405	2.084
51	21	115.389	113.908	-1.481
51	22	114.986	113.968	-1.018
51	23	114.555	113.663	-0.892
51	24	115.124	114.113	-1.011
51	25	114.718	114.438	-0.280
50	26	114.558	114.153	-0.405
50	27	114.503	114.804	0.301
50	28	114.031	113.673	-0.358
50	29	114.415	114.768	0.353
50	30	114.023	113.718	-0.305
0	31	114.005	117.399	3.394
0	32	115.274	116.449	1.175
0	33	115.492	117.144	1.652
	Max	115.492	118.912	3.730
	Average	114.311	115.883	1.572
	Min	113.393	113.663	-1.481
	Std Dev	0.625	1.427	1.590



36.3_PowerGood VOL/PG/0.85/		
Test Site	Dallas	
Tester	ETS-364	
Test Number	EB6938	
Max Limit	200	mV
Min Limit	0	mV

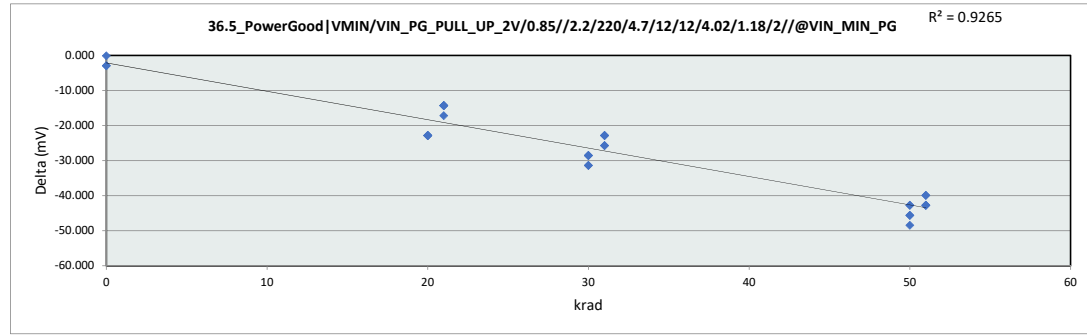
krad	0	20	21	30	31	50	51
LL	0.000	0.000	0.000	0.000	0.000	0.000	0.000
Min	116.449	116.490	116.530	115.216	115.141	113.673	113.663
Average	116.997	117.158	117.450	115.804	115.976	114.223	114.018
Max	117.399	117.421	118.912	116.405	117.480	114.804	114.438
UL	200.000	200.000	200.000	200.000	200.000	200.000	200.000



LDR Report  
TPS7H1111-SEP

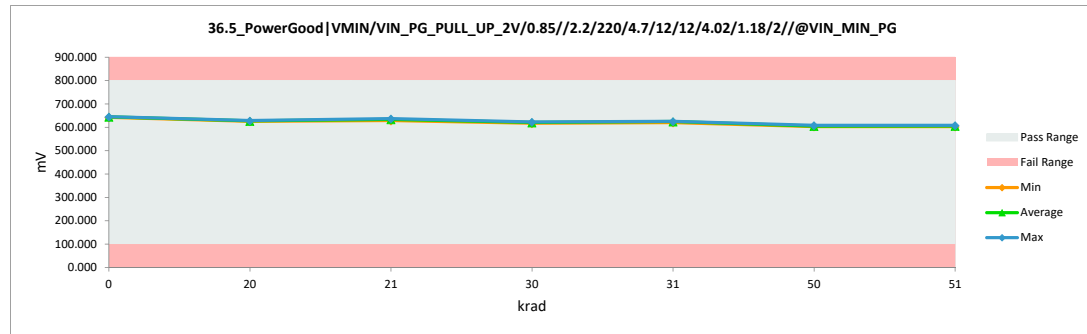
36.5_PowerGood VMIN/VIN_PG		
Test Site	Dallas	Dallas
Tester	ETS-364	ETS-364
Test Number	EB6938	EB6938
Unit	mV	mV
Max Limit	800	800
Min Limit	100	100

krad	Serial #	Pre	Post	Delta
21	1	648.161	633.946	-14.215
21	2	651.003	633.946	-17.057
21	3	648.161	633.946	-14.215
21	4	651.003	636.789	-14.214
21	5	642.475	628.261	-14.214
20	6	651.003	628.261	-22.742
20	7	651.003	628.261	-22.742
20	8	648.161	625.418	-22.743
20	9	648.161	625.418	-22.743
20	10	651.003	628.261	-22.742
31	11	648.161	625.418	-22.743
31	12	651.003	625.418	-25.585
31	13	648.161	625.418	-22.743
31	14	651.003	625.418	-25.585
31	15	642.475	619.732	-22.743
30	16	651.003	619.732	-31.271
30	17	651.003	622.575	-28.428
30	18	648.161	616.890	-31.271
30	19	648.161	619.732	-28.429
30	20	651.003	622.575	-28.428
51	21	642.475	602.676	-39.799
51	22	648.161	605.518	-42.643
51	23	648.161	605.518	-42.643
51	24	645.318	605.518	-39.800
51	25	651.003	608.361	-42.642
50	26	648.161	605.518	-42.643
50	27	651.003	602.676	-48.327
50	28	651.003	605.518	-45.485
50	29	651.003	608.361	-42.642
50	30	648.161	602.676	-45.485
0	31	648.161	645.318	-2.843
0	32	642.475	642.475	0.000
0	33	648.161	645.318	-2.843
Max		651.003	645.318	0.000
Average		648.591	621.541	-27.050
Min		642.475	602.676	-48.327
Std Dev		2.763	12.828	13.145



36.5_PowerGood VMIN/VIN_PG		
Test Site	Dallas	
Tester	ETS-364	
Test Number	EB6938	
Max Limit	800	mV
Min Limit	100	mV

krad	0	20	21	30	31	50	51
LL	100.000	100.000	100.000	100.000	100.000	100.000	100.000
Min	642.475	625.418	628.261	616.890	619.732	602.676	602.676
Average	644.370	627.124	633.378	620.301	624.281	604.950	605.518
Max	645.318	628.261	636.789	622.575	625.418	608.361	608.361
UL	800.000	800.000	800.000	800.000	800.000	800.000	800.000

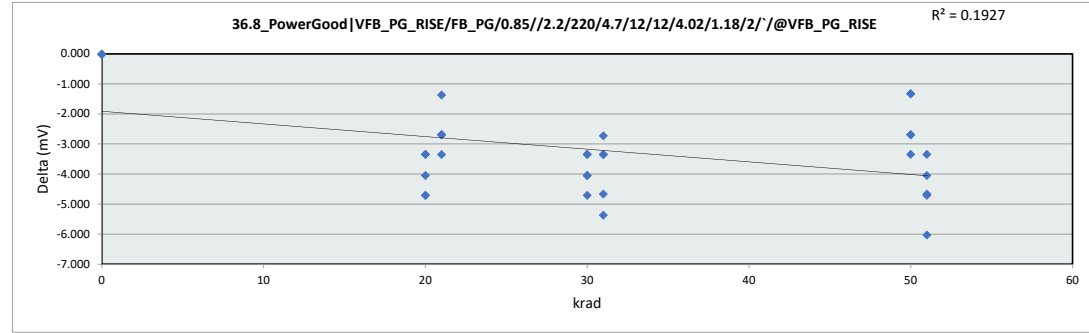


LDR Report  
TPS7H1111-SEP

**36.8 PowerGood|VFB\_PG\_RISE/**

Test Site	Dallas	Dallas
Tester	ETS-364	ETS-364
Test Number	EB6938	EB6938
Unit	mV	mV
Max Limit	313	313
Min Limit	290	290

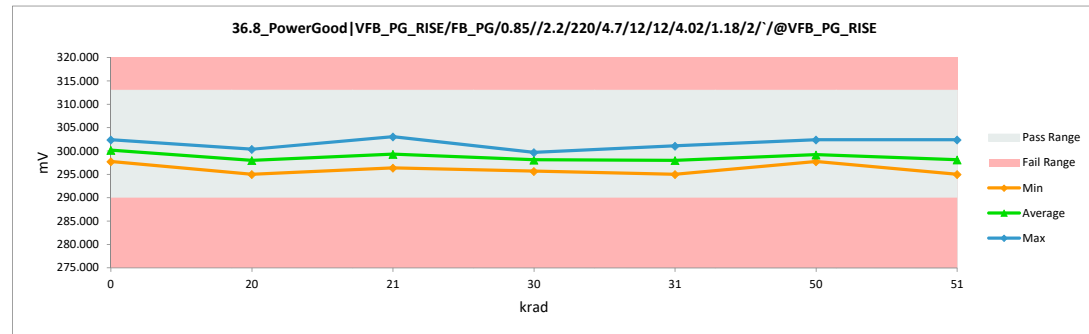
krad	Serial #	Pre	Post	Delta
21	1	302.408	299.729	-2.679
21	2	303.068	300.389	-2.679
21	3	305.747	303.068	-2.679
21	4	300.389	297.050	-3.339
21	5	297.751	296.390	-1.361
20	6	304.428	300.389	-4.039
20	7	302.408	299.070	-3.338
20	8	299.729	295.030	-4.699
20	9	302.408	299.070	-3.338
20	10	301.089	296.390	-4.699
31	11	302.408	299.070	-3.338
31	12	303.068	299.729	-3.339
31	13	305.747	301.089	-4.658
31	14	300.389	295.030	-5.359
31	15	297.751	295.030	-2.721
30	16	304.428	299.729	-4.699
30	17	302.408	299.070	-3.338
30	18	299.729	295.690	-4.039
30	19	302.408	299.070	-3.338
30	20	301.089	297.050	-4.039
51	21	303.727	299.070	-4.657
51	22	299.070	295.030	-4.040
51	23	301.089	297.751	-3.338
51	24	308.426	302.408	-6.018
51	25	301.089	296.390	-4.699
50	26	301.089	297.751	-3.338
50	27	301.749	299.070	-2.679
50	28	301.089	298.410	-2.679
50	29	303.727	302.408	-1.319
50	30	299.729	298.410	-1.319
0	31	297.751	297.751	0.000
0	32	302.408	302.408	0.000
0	33	300.389	300.389	0.000
Max	308.426	303.068	0.000	
Average	301.824	298.618	-3.206	
Min	297.751	295.030	-6.018	
Std Dev	2.376	2.276	1.496	



**36.8 PowerGood|VFB\_PG\_RIS**

Test Site	Dallas
Tester	ETS-364
Test Number	EB6938
Max Limit	313 mV
Min Limit	290 mV

krad	0	20	21	30	31	50	51
LL	290.000	290.000	290.000	290.000	290.000	290.000	290.000
Min	297.751	295.030	296.390	295.690	295.030	297.751	295.030
Average	300.183	297.990	299.325	298.122	297.990	299.210	298.130
Max	302.408	300.389	303.068	299.729	301.089	302.408	302.408
UL	313.000	313.000	313.000	313.000	313.000	313.000	313.000

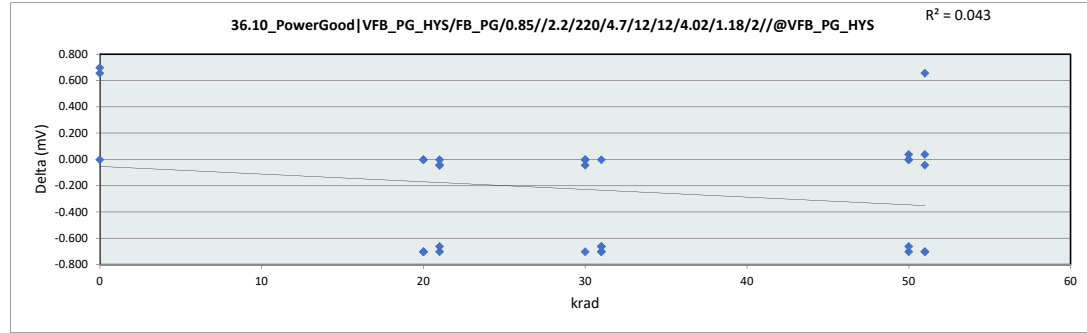




LDR Report  
TPS7H1111-SEP

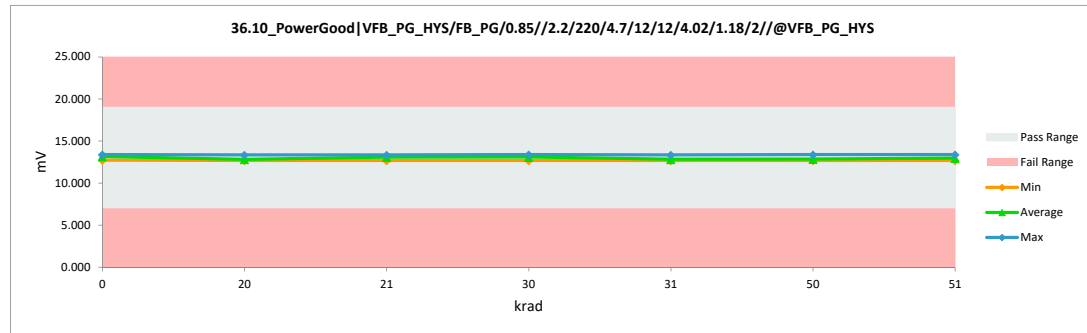
36.10_PowerGood VFB_PG_HYS		
Test Site	Dallas	Dallas
Tester	ETS-364	ETS-364
Test Number	EB6938	EB6938
Unit	mV	mV
Max Limit	19	19
Min Limit	7	7

krad	Serial #	Pre	Post	Delta
21	1	13.396	12.696	-0.700
21	2	13.355	12.696	-0.659
21	3	13.396	13.355	-0.041
21	4	13.355	13.355	0.000
21	5	13.396	13.355	-0.041
20	6	13.396	12.696	-0.700
20	7	13.396	12.696	-0.700
20	8	13.355	13.355	0.000
20	9	12.696	12.696	0.000
20	10	13.396	12.696	-0.700
31	11	13.396	12.696	-0.700
31	12	13.355	12.696	-0.659
31	13	13.396	12.737	-0.659
31	14	13.355	13.355	0.000
31	15	13.396	12.696	-0.700
30	16	13.396	12.696	-0.700
30	17	13.396	13.396	0.000
30	18	13.355	13.355	0.000
30	19	12.696	12.696	0.000
30	20	13.396	13.355	-0.041
51	21	13.355	13.396	0.041
51	22	13.396	12.696	-0.700
51	23	12.737	13.396	0.659
51	24	13.396	12.696	-0.700
51	25	12.737	12.696	-0.041
50	26	13.396	12.737	-0.659
50	27	13.396	12.696	-0.700
50	28	12.737	12.737	0.000
50	29	12.696	12.696	0.000
50	30	13.355	13.396	0.041
0	31	12.737	12.737	0.000
0	32	12.696	13.396	0.700
0	33	12.696	13.355	0.659
	Max	13.396	13.396	0.700
	Average	13.200	12.967	-0.233
	Min	12.696	12.696	-0.700
	Std Dev	0.303	0.331	0.440



36.10_PowerGood VFB_PG_HYS		
Test Site	Dallas	
Tester	ETS-364	
Test Number	EB6938	
Max Limit	19	mV
Min Limit	7	mV

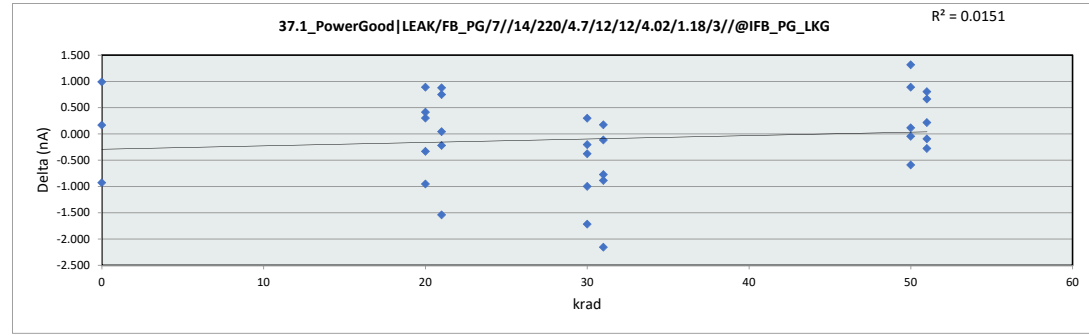
krad	0	20	21	30	31	50	51
LL	7.000	7.000	7.000	7.000	7.000	7.000	7.000
Min	12.737	12.696	12.696	12.696	12.696	12.696	12.696
Average	13.163	12.828	13.091	13.100	12.836	12.852	12.976
Max	13.396	13.355	13.355	13.396	13.355	13.396	13.396
UL	19.000	19.000	19.000	19.000	19.000	19.000	19.000



LDR Report  
TPS7H1111-SEP

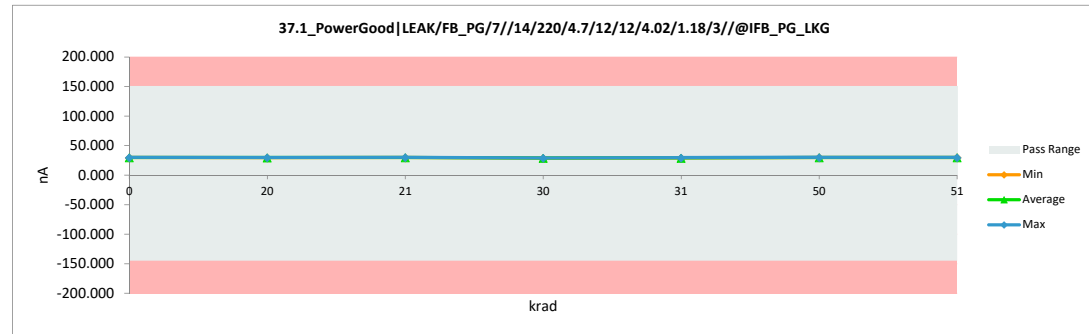
37.1_PowerGood LEAK/FB_PG/7		
Test Site	Dallas	Dallas
Tester	ETS-364	ETS-364
Test Number	EB6938	EB6938
Unit	nA	nA
Max Limit	150	150
Min Limit	-145	-145

krad	Serial #	Pre	Post	Delta
21	1	29.843	29.893	0.050
21	2	31.200	29.668	-1.532
21	3	29.385	30.143	0.758
21	4	29.294	30.180	0.886
21	5	29.955	29.743	-0.212
20	6	29.347	29.656	0.309
20	7	28.870	29.768	0.898
20	8	29.893	29.568	-0.325
20	9	30.775	29.831	-0.944
20	10	29.235	29.656	0.421
31	11	29.843	29.078	-0.765
31	12	31.200	29.053	-2.147
31	13	29.385	29.277	-0.108
31	14	29.294	29.477	0.183
31	15	29.955	29.078	-0.877
30	16	29.347	28.978	-0.369
30	17	28.870	29.177	0.307
30	18	29.893	28.903	-0.990
30	19	30.775	29.065	-1.710
30	20	29.235	29.040	-0.195
51	21	30.018	29.931	-0.087
51	22	29.197	29.868	0.671
51	23	29.020	29.831	0.811
51	24	29.781	30.005	0.224
51	25	30.225	29.955	-0.270
50	26	29.868	29.831	-0.037
50	27	30.650	30.068	-0.582
50	28	29.147	30.043	0.896
50	29	28.807	30.130	1.323
50	30	29.906	30.030	0.124
0	31	28.995	29.993	0.998
0	32	29.756	29.931	0.175
0	33	30.588	29.668	-0.920
Max		31.200	30.180	1.323
Average		29.744	29.652	-0.092
Min		28.807	28.903	-2.147
Std Dev		0.662	0.399	0.824



37.1_PowerGood LEAK/FB_PG		
Test Site	Dallas	
Tester	ETS-364	
Test Number	EB6938	
Max Limit	150	nA
Min Limit	-145	nA

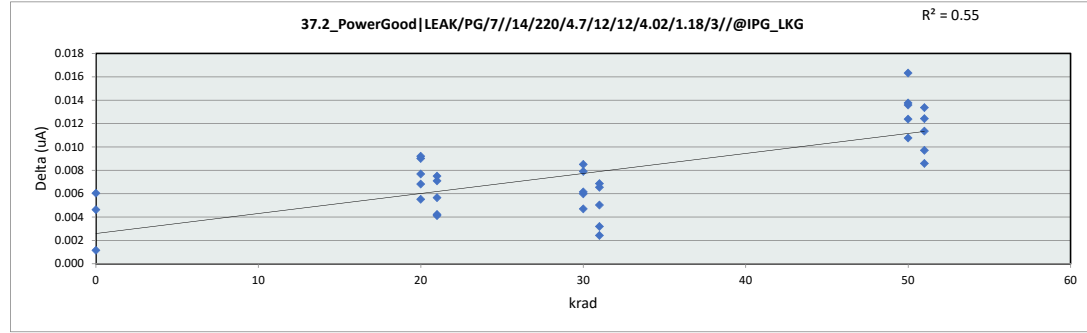
krad	0	20	21	30	31	50	51
LL	-145.000	-145.000	-145.000	-145.000	-145.000	-145.000	-145.000
Min	29.668	29.568	29.668	28.903	29.053	29.831	29.831
Average	29.864	29.696	29.925	29.033	29.193	30.020	29.918
Max	29.993	29.831	30.180	29.177	29.477	30.130	30.005
UL	150.000	150.000	150.000	150.000	150.000	150.000	150.000



LDR Report  
TPS7H1111-SEP

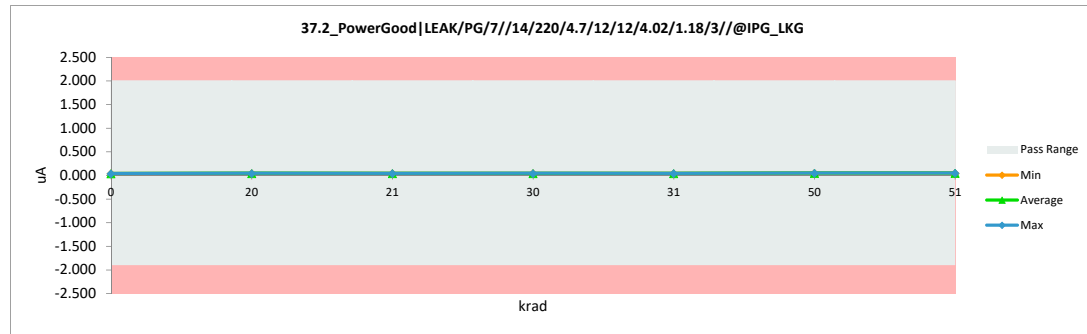
37.2_PowerGood LEAK/PG/7/14/220/4.7/12/12/4.02/1.18/3//@IPG_LKG		
Test Site	Dallas	Dallas
Tester	ETS-364	ETS-364
Test Number	EB6938	EB6938
Unit	uA	uA
Max Limit	2	2
Min Limit	-1.9	-1.9

krad	Serial #	Pre	Post	Delta
21	1	0.041	0.046	0.004
21	2	0.037	0.045	0.008
21	3	0.040	0.045	0.006
21	4	0.038	0.045	0.007
21	5	0.041	0.045	0.004
20	6	0.039	0.046	0.007
20	7	0.037	0.047	0.009
20	8	0.041	0.047	0.006
20	9	0.037	0.046	0.009
20	10	0.039	0.047	0.008
31	11	0.041	0.044	0.002
31	12	0.037	0.044	0.007
31	13	0.040	0.045	0.005
31	14	0.038	0.044	0.007
31	15	0.041	0.044	0.003
30	16	0.039	0.045	0.006
30	17	0.037	0.045	0.008
30	18	0.041	0.046	0.005
30	19	0.037	0.046	0.009
30	20	0.039	0.045	0.006
51	21	0.042	0.050	0.009
51	22	0.039	0.051	0.011
51	23	0.038	0.050	0.012
51	24	0.042	0.052	0.010
51	25	0.038	0.051	0.013
50	26	0.041	0.052	0.011
50	27	0.037	0.054	0.016
50	28	0.039	0.053	0.014
50	29	0.037	0.051	0.014
50	30	0.041	0.053	0.012
0	31	0.037	0.043	0.006
0	32	0.043	0.044	0.001
0	33	0.038	0.043	0.005
Max		0.043	0.054	0.016
Average		0.039	0.047	0.008
Min		0.037	0.043	0.001
Std Dev		0.002	0.003	0.004



37.2_PowerGood LEAK/PG/7/14/220/4.7/12/12/4.02/1.18/3//@IPG_LKG		
Test Site	Dallas	
Tester	ETS-364	
Test Number	EB6938	
Max Limit	2	uA
Min Limit	-1.9	uA

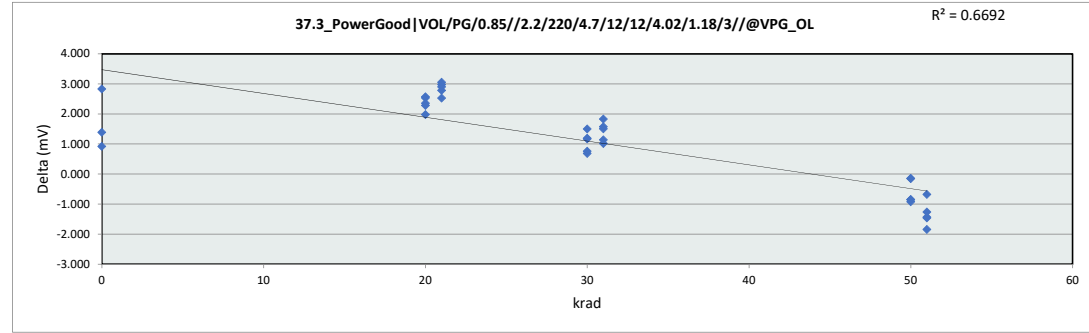
	0	20	21	30	31	50	51
LL	-1.900	-1.900	-1.900	-1.900	-1.900	-1.900	-1.900
Min	0.043	0.046	0.045	0.045	0.044	0.051	0.050
Average	0.043	0.046	0.045	0.045	0.044	0.053	0.051
Max	0.044	0.047	0.046	0.046	0.045	0.054	0.052
UL	2.000	2.000	2.000	2.000	2.000	2.000	2.000



LDR Report  
TPS7H1111-SEP

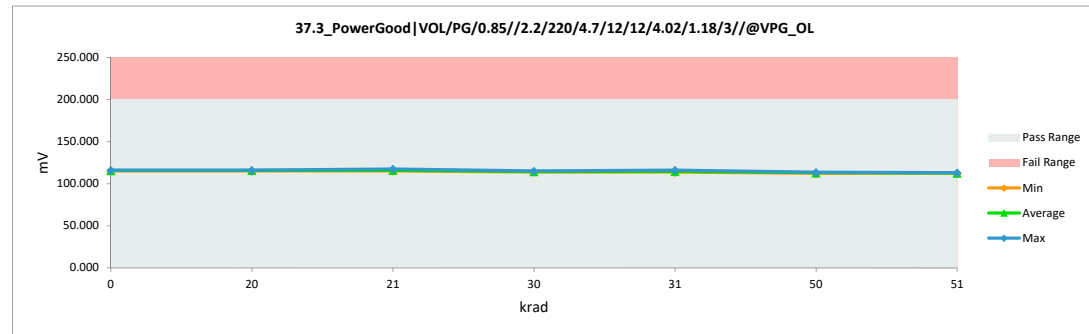
37.3_PowerGood VOL/PG/0.85/		
Test Site	Dallas	Dallas
Tester	ETS-364	ETS-364
Test Number	EB6938	EB6938
Unit	mV	mV
Max Limit	200	200
Min Limit	0	0

krad	Serial #	Pre	Post	Delta
21	1	113.323	116.115	2.792
21	2	112.788	115.700	2.912
21	3	112.747	115.815	3.068
21	4	114.605	117.591	2.986
21	5	112.653	115.190	2.537
20	6	113.751	116.045	2.294
20	7	113.506	116.050	2.544
20	8	113.133	115.124	1.991
20	9	113.113	115.695	2.582
20	10	113.611	115.980	2.369
31	11	113.323	114.347	1.024
31	12	112.788	114.631	1.843
31	13	112.747	114.262	1.515
31	14	114.605	116.190	1.585
31	15	112.653	113.802	1.149
30	16	113.751	114.446	0.695
30	17	113.506	114.686	1.180
30	18	113.133	113.902	0.769
30	19	113.113	114.317	1.204
30	20	113.611	115.121	1.510
51	21	114.498	112.663	-1.835
51	22	114.141	112.693	-1.448
51	23	113.750	112.498	-1.252
51	24	114.298	112.873	-1.425
51	25	113.903	113.233	-0.670
50	26	113.808	112.898	-0.910
50	27	113.753	113.618	-0.135
50	28	113.297	112.458	-0.839
50	29	113.655	113.513	-0.142
50	30	113.328	112.483	-0.845
0	31	113.256	116.099	2.843
0	32	114.248	115.179	0.931
0	33	114.483	115.884	1.401
Max		114.605	117.591	3.068
Average		113.542	114.579	1.037
Min		112.653	112.458	-1.835
Std Dev		0.582	1.381	1.510



37.3_PowerGood VOL/PG/0.85/		
Test Site	Dallas	
Tester	ETS-364	
Test Number	EB6938	
Max Limit	200	mV
Min Limit	0	mV

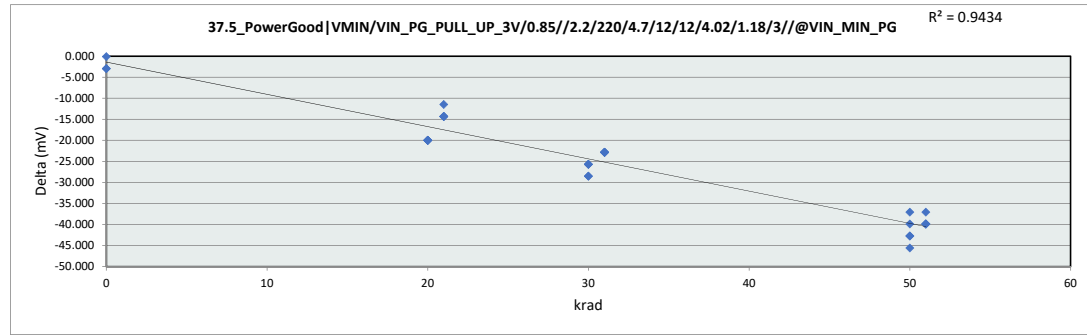
krad	0	20	21	30	31	50	51
LL	0.000	0.000	0.000	0.000	0.000	0.000	0.000
Min	115.179	115.124	115.190	113.902	113.802	112.458	112.498
Average	115.721	115.779	116.082	114.494	114.646	112.994	112.792
Max	116.099	116.050	117.591	115.121	116.190	113.618	113.233
UL	200.000	200.000	200.000	200.000	200.000	200.000	200.000



LDR Report  
TPS7H1111-SEP

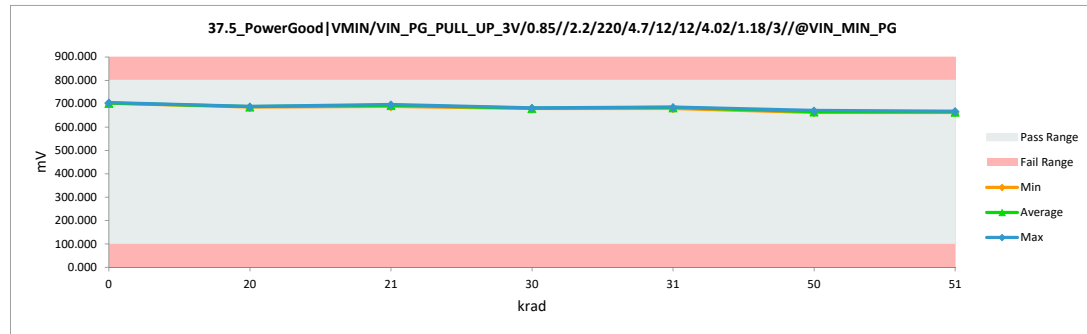
37.5_PowerGood VMIN VIN_PG		
Test Site	Dallas	Dallas
Tester	ETS-364	ETS-364
Test Number	EB6938	EB6938
Unit	mV	mV
Max Limit	800	800
Min Limit	100	100

krad	Serial #	Pre	Post	Delta
21	1	707.860	693.645	-14.215
21	2	707.860	693.645	-14.215
21	3	707.860	693.645	-14.215
21	4	707.860	696.488	-11.372
21	5	702.174	687.960	-14.214
20	6	707.860	687.960	-19.900
20	7	707.860	687.960	-19.900
20	8	705.017	685.117	-19.900
20	9	707.860	687.960	-19.900
20	10	707.860	687.960	-19.900
31	11	707.860	685.117	-22.743
31	12	707.860	685.117	-22.743
31	13	707.860	685.117	-22.743
31	14	707.860	685.117	-22.743
31	15	702.174	679.431	-22.743
30	16	707.860	679.431	-28.429
30	17	707.860	682.274	-25.586
30	18	705.017	679.431	-25.586
30	19	707.860	679.431	-28.429
30	20	707.860	682.274	-25.586
51	21	699.331	662.375	-36.956
51	22	705.017	665.217	-39.800
51	23	705.017	665.217	-39.800
51	24	705.017	665.217	-39.800
51	25	707.860	668.060	-39.800
50	26	705.017	665.217	-39.800
50	27	707.860	665.217	-42.643
50	28	707.860	665.217	-42.643
50	29	707.860	670.903	-36.957
50	30	707.860	662.375	-45.485
0	31	705.017	702.174	-2.843
0	32	702.174	702.174	0.000
0	33	707.860	705.017	-2.843
Max		707.860	705.017	0.000
Average		706.482	681.499	-24.983
Min		699.331	662.375	-45.485
Std Dev		2.261	12.478	12.325



37.5_PowerGood VMIN VIN_PG		
Test Site	Dallas	
Tester	ETS-364	
Test Number	EB6938	
Max Limit	800	mV
Min Limit	100	mV

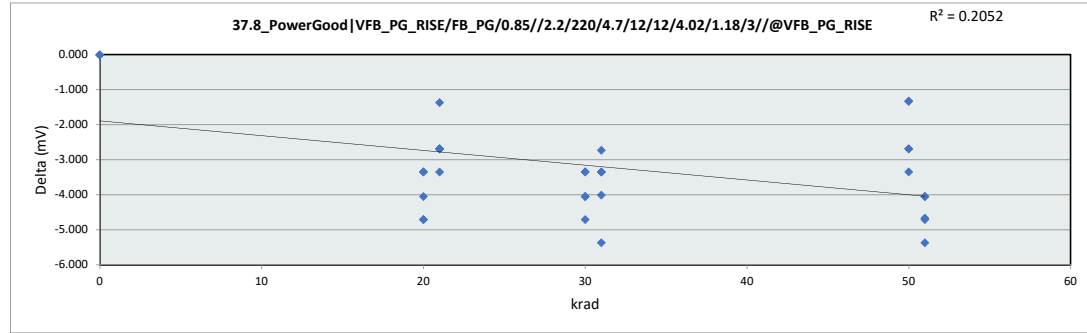
	0	20	21	30	31	50	51
LL	100.000	100.000	100.000	100.000	100.000	100.000	100.000
Min	702.174	685.117	687.960	679.431	679.431	662.375	662.375
Average	703.122	687.391	693.077	680.568	683.980	665.786	665.217
Max	705.017	687.960	696.488	682.274	685.117	670.903	668.060
UL	800.000	800.000	800.000	800.000	800.000	800.000	800.000



LDR Report  
TPS7H1111-SEP

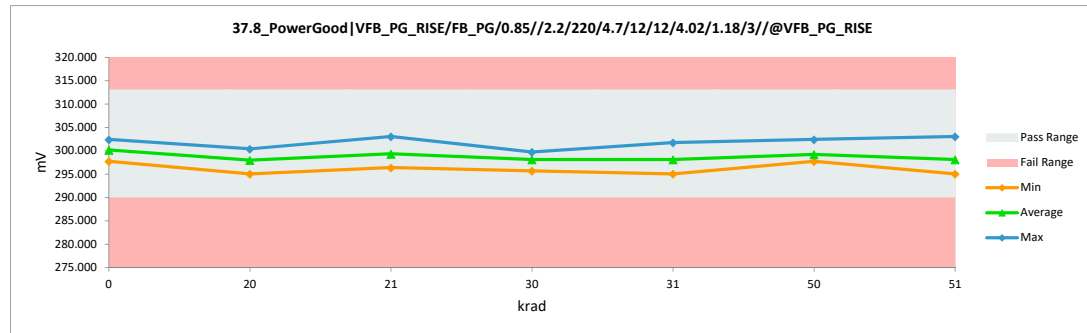
37.8_PowerGood VFB_PG_RISE/		
Test Site	Dallas	Dallas
Tester	ETS-364	ETS-364
Test Number	EB6938	EB6938
Unit	mV	mV
Max Limit	313	313
Min Limit	290	290

krad	Serial #	Pre	Post	Delta
21	1	302.408	299.729	-2.679
21	2	303.068	300.389	-2.679
21	3	305.747	303.068	-2.679
21	4	300.389	297.050	-3.339
21	5	297.751	296.390	-1.361
20	6	304.428	300.389	-4.039
20	7	302.408	299.070	-3.338
20	8	299.729	295.030	-4.699
20	9	302.408	299.070	-3.338
20	10	301.089	296.390	-4.699
31	11	302.408	299.070	-3.338
31	12	303.068	299.729	-3.339
31	13	305.747	301.749	-3.998
31	14	300.389	295.030	-5.359
31	15	297.751	295.030	-2.721
30	16	304.428	299.729	-4.699
30	17	302.408	299.070	-3.338
30	18	299.729	295.690	-4.039
30	19	302.408	299.070	-3.338
30	20	301.089	297.050	-4.039
51	21	303.727	299.070	-4.657
51	22	299.070	295.030	-4.040
51	23	301.089	297.050	-4.039
51	24	308.426	303.068	-5.358
51	25	301.089	296.390	-4.699
50	26	301.089	297.751	-3.338
50	27	301.749	299.070	-2.679
50	28	301.089	298.410	-2.679
50	29	303.727	302.408	-1.319
50	30	299.729	298.410	-1.319
0	31	297.751	297.751	0.000
0	32	302.408	302.408	0.000
0	33	300.389	300.389	0.000
Max		308.426	303.068	0.000
Average		301.824	298.636	-3.187
Min		297.751	295.030	-5.359
Std Dev		2.376	2.349	1.452



37.8_PowerGood VFB_PG_RIS		
Test Site	Dallas	
Tester	ETS-364	
Test Number	EB6938	
Max Limit	313	mV
Min Limit	290	mV

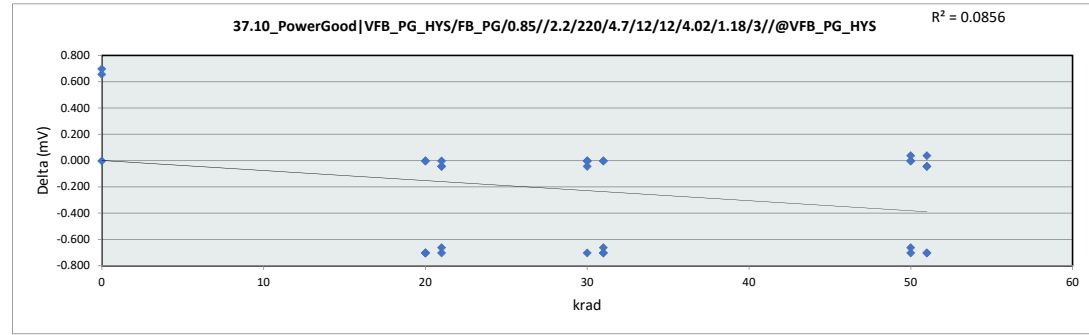
krad	0	20	21	30	31	50	51
LL	290.000	290.000	290.000	290.000	290.000	290.000	290.000
Min	297.751	295.030	296.390	295.690	295.030	297.751	295.030
Average	300.183	297.990	299.325	298.122	298.122	299.210	298.122
Max	302.408	300.389	303.068	299.729	301.749	302.408	303.068
UL	313.000	313.000	313.000	313.000	313.000	313.000	313.000



LDR Report  
TPS7H1111-SEP

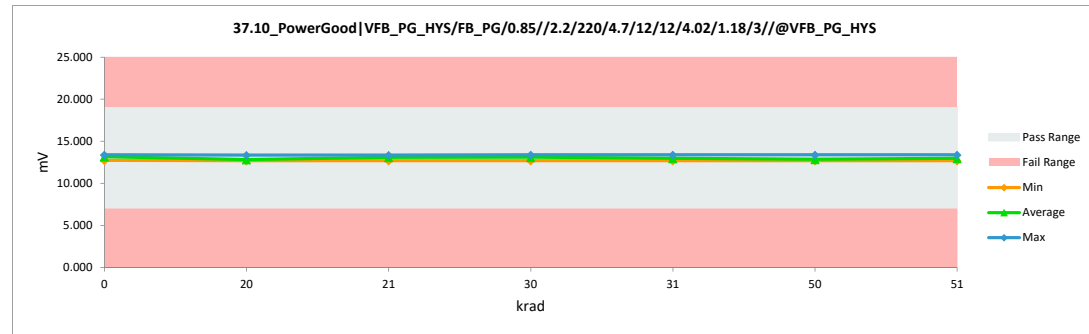
37.10_PowerGood VFB_PG_HYS		
Test Site	Dallas	Dallas
Tester	ETS-364	ETS-364
Test Number	EB6938	EB6938
Unit	mV	mV
Max Limit	19	19
Min Limit	7	7

krad	Serial #	Pre	Post	Delta
21	1	13.396	12.696	-0.700
21	2	13.355	12.696	-0.659
21	3	13.396	13.355	-0.041
21	4	13.355	13.355	0.000
21	5	13.396	13.355	-0.041
20	6	13.396	12.696	-0.700
20	7	13.396	12.696	-0.700
20	8	13.355	13.355	0.000
20	9	12.696	12.696	0.000
20	10	13.396	12.696	-0.700
31	11	13.396	12.696	-0.700
31	12	13.355	12.696	-0.659
31	13	13.396	13.396	0.000
31	14	13.355	13.355	0.000
31	15	13.396	12.696	-0.700
30	16	13.396	12.696	-0.700
30	17	13.396	13.396	0.000
30	18	13.355	13.355	0.000
30	19	12.696	12.696	0.000
30	20	13.396	13.355	-0.041
51	21	13.355	13.396	0.041
51	22	13.396	12.696	-0.700
51	23	13.396	12.696	-0.700
51	24	13.396	13.355	-0.041
51	25	12.737	12.696	-0.041
50	26	13.396	12.737	-0.659
50	27	13.396	12.696	-0.700
50	28	12.737	12.737	0.000
50	29	12.696	12.696	0.000
50	30	13.355	13.396	0.041
0	31	12.737	12.737	0.000
0	32	12.696	13.396	0.700
0	33	12.696	13.355	0.659
Max		13.396	13.396	0.700
Average		13.220	12.986	-0.235
Min		12.696	12.696	-0.700
Std Dev		0.293	0.335	0.408



37.10_PowerGood VFB_PG_HV		
Test Site	Dallas	
Tester	ETS-364	
Test Number	EB6938	
Max Limit	19	mV
Min Limit	7	mV

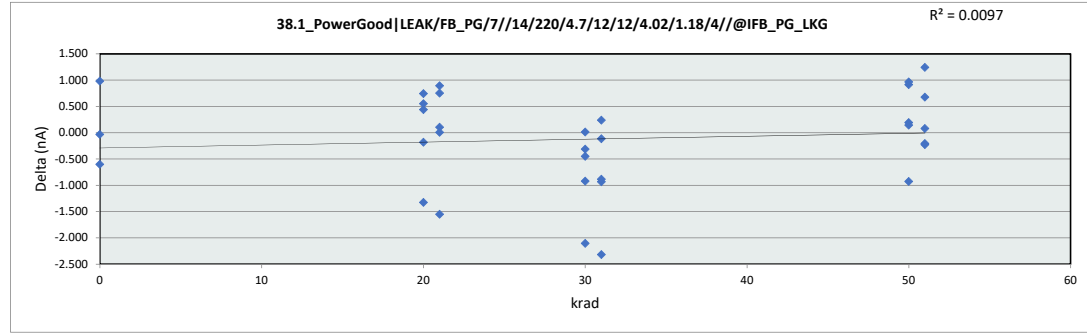
krad	0	20	21	30	31	50	51
LL	7.000	7.000	7.000	7.000	7.000	7.000	7.000
Min	12.737	12.696	12.696	12.696	12.696	12.696	12.696
Average	13.163	12.828	13.091	13.100	12.968	12.852	12.968
Max	13.396	13.355	13.355	13.396	13.396	13.396	13.396
UL	19.000	19.000	19.000	19.000	19.000	19.000	19.000



LDR Report  
TPS7H1111-SEP

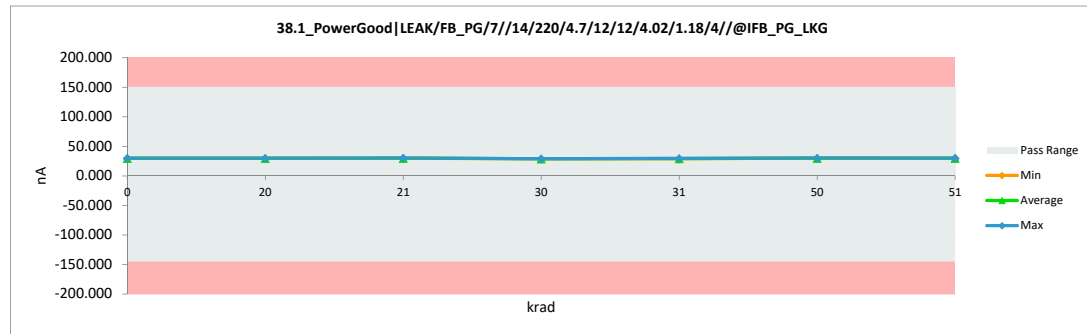
38.1_PowerGood LEAK/FB_PG/7		
Test Site	Dallas	Dallas
Tester	ETS-364	ETS-364
Test Number	EB6938	EB6938
Unit	nA	nA
Max Limit	150	150
Min Limit	-145	-145

krad	Serial #	Pre	Post	Delta
21	1	29.831	29.943	0.112
21	2	31.288	29.743	-1.545
21	3	29.372	30.130	0.758
21	4	29.307	30.205	0.898
21	5	29.893	29.906	0.013
20	6	29.322	29.768	0.446
20	7	29.057	29.806	0.749
20	8	29.931	29.756	-0.175
20	9	31.013	29.693	-1.320
20	10	29.235	29.793	0.558
31	11	29.831	28.953	-0.878
31	12	31.288	28.978	-2.310
31	13	29.372	29.265	-0.107
31	14	29.307	29.552	0.245
31	15	29.893	28.965	-0.928
30	16	29.322	28.878	-0.444
30	17	29.057	29.078	0.021
30	18	29.931	29.015	-0.916
30	19	31.013	28.915	-2.098
30	20	29.235	28.928	-0.307
51	21	29.943	30.030	0.087
51	22	29.247	29.931	0.684
51	23	28.770	30.018	1.248
51	24	30.080	29.881	-0.199
51	25	30.163	29.943	-0.220
50	26	29.731	29.931	0.200
50	27	31.025	30.105	-0.920
50	28	29.085	30.005	0.920
50	29	28.995	29.968	0.973
50	30	29.718	29.868	0.150
0	31	28.957	29.943	0.986
0	32	29.756	29.731	-0.025
0	33	30.275	29.681	-0.594
Max		31.288	30.205	1.248
Average		29.765	29.646	-0.119
Min		28.770	28.878	-2.310
Std Dev		0.699	0.428	0.882



38.1_PowerGood LEAK/FB_PG		
Test Site	Dallas	
Tester	ETS-364	
Test Number	EB6938	
Max Limit	150	nA
Min Limit	-145	nA

krad	0	20	21	30	31	50	51
LL	-145.000	-145.000	-145.000	-145.000	-145.000	-145.000	-145.000
Min	29.681	29.693	29.743	28.878	28.953	29.868	29.881
Average	29.785	29.763	29.985	28.963	29.143	29.975	29.961
Max	29.943	29.806	30.205	29.078	29.552	30.105	30.030
UL	150.000	150.000	150.000	150.000	150.000	150.000	150.000

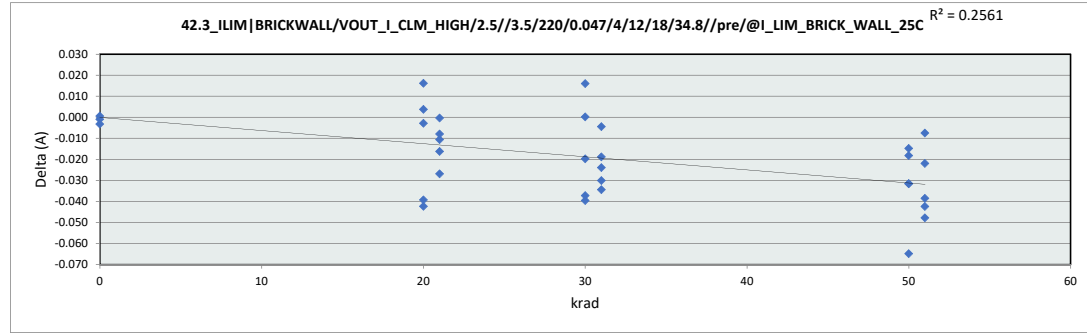




LDR Report  
TPS7H1111-SEP

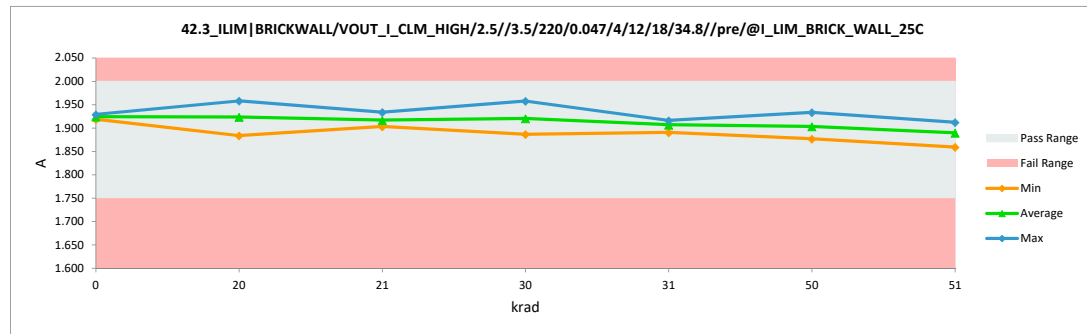
42.3_ILIM BRICKWALL/VOUT_I		
Test Site	Dallas	Dallas
Tester	ETS-364	ETS-364
Test Number	EB6938	EB6938
Unit	A	A
Max Limit	2	2
Min Limit	1.75	1.75

krad	Serial #	Pre	Post	Delta
21	1	1.925	1.917	-0.008
21	2	1.939	1.923	-0.016
21	3	1.935	1.908	-0.027
21	4	1.934	1.934	0.000
21	5	1.914	1.903	-0.010
20	6	1.928	1.925	-0.003
20	7	1.942	1.958	0.016
20	8	1.926	1.884	-0.042
20	9	1.942	1.946	0.004
20	10	1.945	1.906	-0.039
31	11	1.925	1.890	-0.034
31	12	1.939	1.909	-0.030
31	13	1.935	1.916	-0.019
31	14	1.934	1.910	-0.024
31	15	1.914	1.909	-0.004
30	16	1.928	1.908	-0.020
30	17	1.942	1.958	0.016
30	18	1.926	1.887	-0.039
30	19	1.942	1.942	0.000
30	20	1.945	1.908	-0.037
51	21	1.922	1.880	-0.042
51	22	1.942	1.903	-0.038
51	23	1.916	1.894	-0.022
51	24	1.907	1.859	-0.048
51	25	1.920	1.912	-0.007
50	26	1.941	1.877	-0.065
50	27	1.920	1.902	-0.018
50	28	1.948	1.934	-0.015
50	29	1.925	1.893	-0.031
50	30	1.943	1.911	-0.031
0	31	1.928	1.925	-0.003
0	32	1.920	1.919	-0.001
0	33	1.928	1.929	0.001
	Max	1.948	1.958	0.016
	Average	1.931	1.912	-0.019
	Min	1.907	1.859	-0.065
	Std Dev	0.011	0.022	0.019



42.3_ILIM BRICKWALL/VOUT_I		
Test Site	Dallas	
Tester	ETS-364	
Test Number	EB6938	
Max Limit	2	A
Min Limit	1.75	A

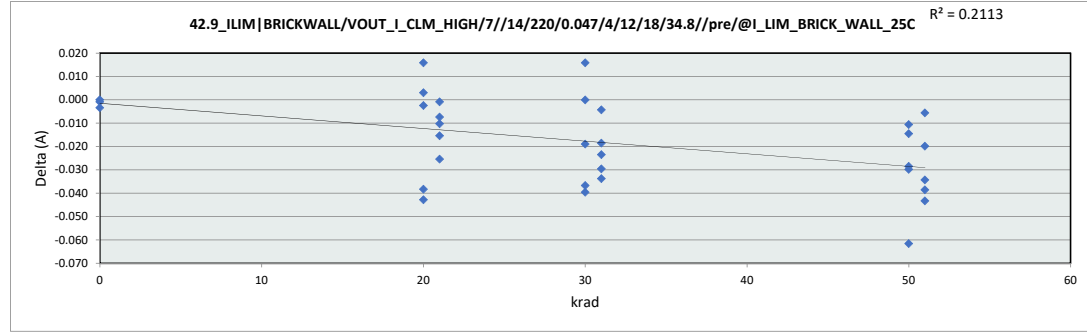
	0	20	21	30	31	50	51
LL	1.750	1.750	1.750	1.750	1.750	1.750	1.750
Min	1.919	1.884	1.903	1.887	1.891	1.877	1.859
Average	1.925	1.924	1.917	1.920	1.907	1.903	1.890
Max	1.929	1.958	1.934	1.958	1.916	1.934	1.912
UL	2.000	2.000	2.000	2.000	2.000	2.000	2.000



LDR Report  
TPS7H1111-SEP

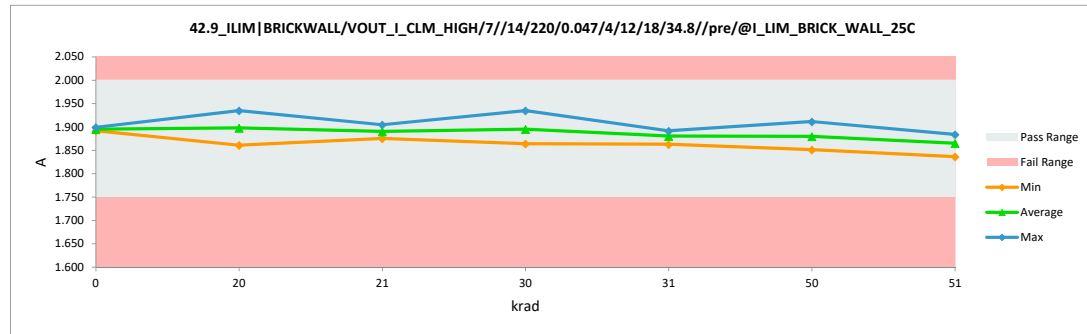
42.9_ILIM BRICKWALL VOUT_I		
Test Site	Dallas	Dallas
Tester	ETS-364	ETS-364
Test Number	EB6938	EB6938
Unit	A	A
Max Limit	2	2
Min Limit	1.75	1.75

krad	Serial #	Pre	Post	Delta
21	1	1.896	1.889	-0.007
21	2	1.913	1.897	-0.015
21	3	1.910	1.885	-0.025
21	4	1.905	1.905	-0.001
21	5	1.885	1.875	-0.010
20	6	1.902	1.900	-0.002
20	7	1.919	1.935	0.016
20	8	1.903	1.861	-0.043
20	9	1.914	1.917	0.003
20	10	1.915	1.877	-0.038
31	11	1.896	1.863	-0.034
31	12	1.913	1.883	-0.029
31	13	1.910	1.892	-0.018
31	14	1.905	1.882	-0.023
31	15	1.885	1.881	-0.004
30	16	1.902	1.884	-0.019
30	17	1.919	1.935	0.016
30	18	1.903	1.864	-0.039
30	19	1.914	1.914	0.000
30	20	1.915	1.879	-0.036
51	21	1.896	1.858	-0.038
51	22	1.914	1.880	-0.034
51	23	1.887	1.867	-0.020
51	24	1.880	1.836	-0.043
51	25	1.890	1.884	-0.005
50	26	1.913	1.851	-0.061
50	27	1.890	1.876	-0.014
50	28	1.922	1.911	-0.010
50	29	1.901	1.872	-0.030
50	30	1.917	1.889	-0.028
0	31	1.897	1.894	-0.003
0	32	1.892	1.892	-0.001
0	33	1.899	1.899	0.000
	Max	1.922	1.935	0.016
	Average	1.904	1.886	-0.018
	Min	1.880	1.836	-0.061
	Std Dev	0.011	0.022	0.018



42.9_ILIM BRICKWALL VOUT_I		
Test Site	Dallas	
Tester	ETS-364	
Test Number	EB6938	
Max Limit	2	A
Min Limit	1.75	A

	0	20	21	30	31	50	51
LL	1.750	1.750	1.750	1.750	1.750	1.750	1.750
Min	1.892	1.861	1.875	1.864	1.863	1.851	1.836
Average	1.895	1.898	1.890	1.895	1.880	1.880	1.865
Max	1.899	1.935	1.905	1.935	1.892	1.912	1.884
UL	2.000	2.000	2.000	2.000	2.000	2.000	2.000



## IMPORTANT NOTICE AND DISCLAIMER

TI PROVIDES TECHNICAL AND RELIABILITY DATA (INCLUDING DATA SHEETS), DESIGN RESOURCES (INCLUDING REFERENCE DESIGNS), APPLICATION OR OTHER DESIGN ADVICE, WEB TOOLS, SAFETY INFORMATION, AND OTHER RESOURCES "AS IS" AND WITH ALL FAULTS, AND DISCLAIMS ALL WARRANTIES, EXPRESS AND IMPLIED, INCLUDING WITHOUT LIMITATION ANY IMPLIED WARRANTIES OF MERCHANTABILITY, FITNESS FOR A PARTICULAR PURPOSE OR NON-INFRINGEMENT OF THIRD PARTY INTELLECTUAL PROPERTY RIGHTS.

These resources are intended for skilled developers designing with TI products. You are solely responsible for (1) selecting the appropriate TI products for your application, (2) designing, validating and testing your application, and (3) ensuring your application meets applicable standards, and any other safety, security, regulatory or other requirements.

These resources are subject to change without notice. TI grants you permission to use these resources only for development of an application that uses the TI products described in the resource. Other reproduction and display of these resources is prohibited. No license is granted to any other TI intellectual property right or to any third party intellectual property right. TI disclaims responsibility for, and you will fully indemnify TI and its representatives against, any claims, damages, costs, losses, and liabilities arising out of your use of these resources.

TI's products are provided subject to [TI's Terms of Sale](#) or other applicable terms available either on [ti.com](https://www.ti.com) or provided in conjunction with such TI products. TI's provision of these resources does not expand or otherwise alter TI's applicable warranties or warranty disclaimers for TI products.

TI objects to and rejects any additional or different terms you may have proposed.

Mailing Address: Texas Instruments, Post Office Box 655303, Dallas, Texas 75265  
Copyright © 2023, Texas Instruments Incorporated