



**ABSTRACT**

This report discusses the results of the total-ionizing dose (TID) testing for the Texas Instruments TPS7H1111-QMLP 1.5-A, Ultra-Low Noise, High PSRR Radiation-Hardened Low Dropout (LDO) Linear Regulator.

The study was done to determine TID effects under high dose rate (HDR) up to 100krad(Si). The results show that all samples passed within the specified limits up to 100krad(Si).

---

**Table of Contents**

<b>1 Device Information</b> .....	2
1.1 Product Description.....	2
1.2 Device Details.....	2
<b>2 Total Dose Test Setup</b> .....	4
2.1 Test Overview.....	4
2.2 Test Facility.....	4
2.3 Test Setup Details.....	4
2.4 Test Configuration and Condition.....	5
<b>3 TID Characterization Test Results</b> .....	6
3.1 TID Characterization Summary Results.....	6
3.2 Data Sheet Electrical Parameters and Associated Tests.....	7
<b>4 Applicable and Reference Documents</b> .....	13
4.1 Applicable Documents.....	13
4.2 Reference Documents.....	13
<b>A Appendix: HDR TID Report Data</b> .....	14

**List of Figures**

Figure 1-1. TPS7H1111-QMLP Device (Front).....	3
Figure 1-2. TPS7H1111-QMLP Device (Back).....	3
Figure 2-1. Bias Diagram Used in TID Exposure.....	4

**List of Tables**

Table 1-1. Device and Exposure Details.....	2
Table 2-1. HDR ≥ 50–300 rad(Si)/s Biased Device Information (HDR).....	5
Table 2-2. HDR ≥ 50–300 rad(Si)/s Unbiased Device Information (HDR).....	5

**Trademarks**

All trademarks are the property of their respective owners.

## 1 Device Information

### 1.1 Product Description

The TPS7H1111 is an ultra-low noise, high PSRR, low dropout linear regulator (LDO) optimized for powering radio-frequency (RF) devices in a space environment. The device can source up to 1.5 A over a 0.85-V to 7-V input range with a 2.2-V to 14-V bias supply. The high performance of the device limits power supply, generated phase noise, and clock jitter, making this device an option for powering high-performance ADCs, DACs, VCOs, PLLs, SerDes, and other RF components in satellites. For digital loads (such as FPGAs and DSPs) requiring low voltage operation, the accuracy and transient performance is designed for system performance.

### 1.2 Device Details

Table 1-1 lists the device information and test conditions used in the TID characterization.

**Table 1-1. Device and Exposure Details**

TID HDR and LDR Details	
TI Device	TPS7H1111-SP (QMLP)
TI Part Name	5962R2120302PYE
Device Function	Low Dropout Linear Regulator
Package	28-pin HTSSOP (PWP)
Technology	LBC7 (Linear BiCMOS 7)
Assembly Lot Number	3371592ML3
Quantity Tested	<ul style="list-style-type: none"> <li>• HDR:               <ul style="list-style-type: none"> <li>– Five units biased and five units unbiased at 3krad(Si)</li> <li>– Five units biased and five units unbiased at 10krad(Si)</li> <li>– Five units biased and five units unbiased at 30krad(Si)</li> <li>– Five units biased and five units unbiased at 50krad(Si)</li> <li>– Five units biased and five units unbiased at 100krad(Si)</li> <li>– Two correlation units</li> </ul> </li> </ul>
HDR Dose rate	194.5 rad(Si) / s ionizing radiation with increments <sup>1</sup>
HDR Radiation Facility	Texas Instruments, Dallas, Texas
Irradiation and Test Temperature	Ambient, room temperature controlled to 25°C ±6°C per MIL-STD-883 and MIL-STD-750.

<sup>1</sup> 100krad biased and unbiased devices were annealed for 1 week at room temperature with their respective bias conditions resulting in an effective dose rate of 165mrad(Si)/s.



Figure 1-1. TPS7H1111-QMLP Device (Front)




Figure 1-2. TPS7H1111-QMLP Device (Back)

## 2 Total Dose Test Setup

### 2.1 Test Overview

The TPS7H1111-QMLP was tested according to MIL-STD-883, Test Method 1019.9. For this testing, Condition A was used. The device was irradiated up to the target radiation level, and then put through full electrical parametric testing on the production Automated Test Equipment (ATE).

### 2.2 Test Facility

The TPS7H1111-SP HDR exposure was performed on biased and unbiased devices in a Co-60 gamma cell at Texas Instruments in Dallas, Texas. The dose rate for exposure was 194.5 rad(Si) / s. After exposure up to the target dose rate, the devices were electrically tested at Texas Instruments. ATE test limits are set per SMD electrical limits based on qualification and characterization data. As listed in [Table 1-1](#) the 100krad(Si) biased and unbiased devices were annealed with the respective biased and unbiased conditions for one week. The effective dose rate for these devices was 165 mrad(Si) / s.

### 2.3 Test Setup Details

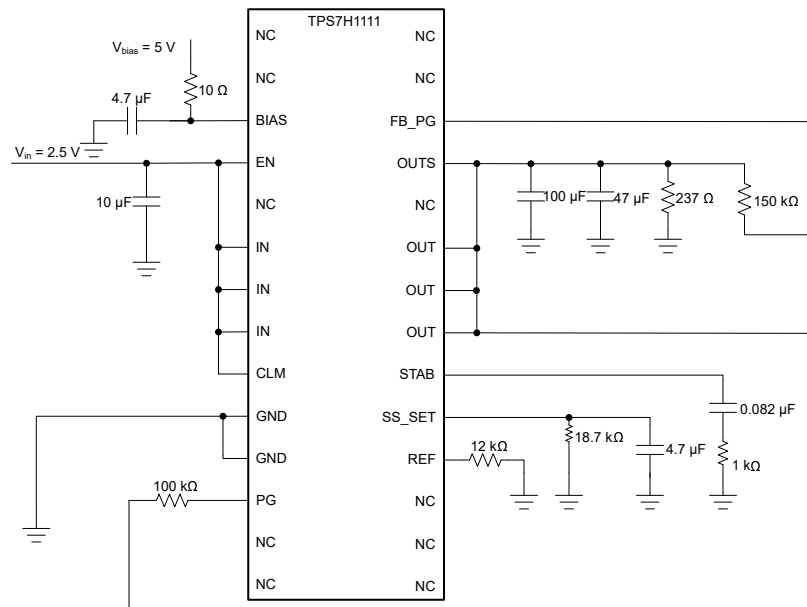
The devices under HDR exposure were tested in two conditions, biased and unbiased, as described in the following sections.

#### Unbiased

Unbiased HDR exposure was performed with all pins grounded.

#### Biased

[Figure 2-1](#) shows the conditions used for biased HDR exposure.



**Figure 2-1. Bias Diagram Used in TID Exposure**

## 2.4 Test Configuration and Condition

HDR devices were stressed at 3 krad(Si), 10 krad(Si), 30 krad(Si), 50 krad(Si), and 100 krad(Si) for biased and unbiased conditions.

**Table 2-1. HDR  $\geq$  50–300 rad(Si)/s Biased Device Information (HDR)**

Total Samples: 25				
Exposure Levels:				
3 krad(Si) (5 samples)	10 krad(Si) (5 samples)	30 krad(Si) (5 samples)	50 krad(Si) (5 samples)	100 krad(Si) (5 samples)
Device IDs: 1-5	Device IDs: 6-10	Device IDs: 15-19	Device IDs: 11-14, 20	Device IDs: 21-25

**Table 2-2. HDR  $\geq$  50–300 rad(Si)/s Unbiased Device Information (HDR)**

Total Samples: 25				
Exposure Levels:				
3 krad(Si) (5 samples)	10 krad(Si) (5 samples)	30 krad(Si) (5 samples)	50 krad(Si) (5 samples)	100 krad(Si) (5 samples)
Device IDs: 26-30	Device IDs: 31-35	Device IDs: 36-40	Device IDs: 41-45	Device IDs: 46-50

### 3 TID Characterization Test Results

#### 3.1 TID Characterization Summary Results

The results show that all devices were fully functional and within specification limits up to 100krad (Si) HDR TID.

The TPS7H1111-QMLP showed a strong degree of hardness to irradiation for both biased and unbiased exposure conditions. The measurements taken post-irradiation for each sample set showed a marginal shift for most parameters at each dose level for both biased and unbiased. (see [Section 3.2](#) for the electrical parameters).

### 3.2 Data Sheet Electrical Parameters and Associated Tests

Over  $0.85\text{ V} \leq V_{IN} \leq 7\text{ V}$ ,  $V_{BIAS} \geq V_{OUT} + 1.6\text{ V}$  ( $V_{IN} \leq V_{BIAS} \leq 14\text{ V}$  and  $V_{BIAS} \geq 2.2\text{ V}$ ),  $V_{OUT}$  (target) =  $V_{IN} - 1.6\text{ V}$ ,  $I_{OUT} = 1\text{ mA}$ ,  $C_{OUT} = 220\text{ }\mu\text{F}$ ,  $R_{REF} = 12.0\text{ k}\Omega$ , over operating temperature range ( $T_A = -55^\circ\text{C}$  to  $125^\circ\text{C}$ ), typical values are at  $T_A = 25^\circ\text{C}$ , unless otherwise noted; includes RLAT at  $T_A = 25^\circ\text{C}$  if sub-group number is present for QML RHA and SEP devices. <sup>(2)</sup>

Parameter	Test Conditions	Sub-Group <sup>3</sup>	MIN	TYP	MAX	UNIT	Tests		
<b>POWER SUPPLIES AND CURRENTS</b>									
$V_{DO}$	Dropout voltage with $V_{BIAS} \geq V_{OUT} + 1.6\text{ V}$	$0.85\text{ V} \leq V_{IN} \leq 7\text{ V}$ , $V_{OUT} = 98.5\% \times V_{OUT(NOM)}$	$I_{OUT} = 0.1\text{ A}$	1, 2, 3	17	40	mV	21.1, 22.1, 23.1	
			$I_{OUT} = 0.5\text{ A}$	1, 2, 3	75	150		21.2, 22.2, 23.2	
			$I_{OUT} = 1\text{ A}$	1, 2, 3	110	280		21.3, 22.3, 23.3	
			$I_{OUT} = 1.5\text{ A}$	1, 2, 3	215	430		21.4, 22.4, 23.4	
$V_{DO}$	Dropout voltage with $V_{BIAS} = V_{IN}$	$2.2\text{ V} \leq V_{IN} \leq 7\text{ V}$ , $V_{OUT} = 98.5\% \times V_{OUT(NOM)}$	$I_{OUT} = 0.1\text{ A}$	1, 2, 3	785	1100	mV	24.1, 25.1, 26.1	
			$I_{OUT} = 0.5\text{ A}$	1, 2, 3	908	1150		24.2, 25.2, 26.2	
			$I_{OUT} = 1\text{ A}$	1, 2, 3	1063	1250		24.3, 25.3, 26.3	
			$I_{OUT} = 1.5\text{ A}$	1, 2, 3	1168	1400		24.4, 25.4, 26.4	
$I_{LIM}$	Output current limit	$R_{OUT} = 10\text{ m}\Omega$ , $V_{CLM} = V_{IN}$	$T_A = -55^\circ\text{C}$	3	1.8	1.95	2.1	A	42.3, 42.9
			$T_A = 25^\circ\text{C}$	1	1.75	1.85	2		
			$T_A = 125^\circ\text{C}$	2	1.7	1.8	1.95		
$I_{CLM(LKG)}$	CLM input leakage current	$V_{CLM} = 7\text{ V}$	1, 2, 3	5	150	nA	13.12		
$I_{Q\_IN}$	Quiescent current	$V_{EN} = 7\text{ V}$ , $I_{OUT} = 0\text{ A}$	1, 2, 3	19	27	mA	17.6, 16.6		
$I_{Q\_BIAS}$	Bias current with no output load	$V_{EN} = 7\text{ V}$ , $I_{OUT} = 0\text{ A}$	1, 2, 3	16	25		17.7, 16.7		
$I_{IN\_GND}$	$I_{IN} - I_{OUT}$ with full output load	$V_{EN} = 7\text{ V}$ , $I_{OUT} = 1.5\text{ A}$	1, 2, 3	20	27	mA	17.14, 16.14		
$I_{BIAS}$	Bias current with full output load	$V_{EN} = 7\text{ V}$ , $I_{OUT} = 1.5\text{ A}$	1, 2, 3	17	25		17.12, 16.12		
$I_{SHDN}$	Shutdown current	$V_{EN} = 0\text{ V}$ , $I_{OUT} = 0\text{ A}$ , $V_{OUT} = 0\text{ V}$	1, 2, 3	20	350	$\mu\text{A}$	17.1, 16.1		
$I_{SHDN\_BIAS}$	Shutdown bias current	$V_{EN} = 0\text{ V}$ , $I_{OUT} = 0\text{ A}$ , $V_{OUT} = 0\text{ V}$	1, 2, 3	550	1000		17.2, 16.2		

Over  $0.85\text{ V} \leq V_{IN} \leq 7\text{ V}$ ,  $V_{BIAS} \geq V_{OUT} + 1.6\text{ V}$  ( $V_{IN} \leq V_{BIAS} \leq 14\text{ V}$  and  $V_{BIAS} \geq 2.2\text{ V}$ ),  $V_{OUT}(\text{target}) = V_{IN} - 1.6\text{ V}$ ,  $I_{OUT} = 1\text{ mA}$ ,  $C_{OUT} = 220\text{ }\mu\text{F}$ ,  $R_{REF} = 12.0\text{ k}\Omega$ , over operating temperature range ( $T_A = -55^\circ\text{C}$  to  $125^\circ\text{C}$ ), typical values are at  $T_A = 25^\circ\text{C}$ , unless otherwise noted; includes RLAT at  $T_A = 25^\circ\text{C}$  if sub-group number is present for QML RHA and SEP devices. (2)

Parameter	Test Conditions	Sub-Group <sup>3</sup>	MIN	TYP	MAX	UNIT	Tests	
<b>ACCURACY</b>								
V <sub>ACC</sub>	Output voltage accuracy	1 mA ≤ I <sub>OUT</sub> ≤ 1.5 A, 2.2 V ≤ V <sub>BIAS</sub> ≤ 14 V <sup>4</sup> , P <sub>D</sub> ≤ 4 W <sup>5</sup>	-55°C ≤ T <sub>A</sub> ≤ 125°C	1, 2, 3	-1.3%	1.2%		
			T <sub>A</sub> = -55°C	3	-1.3%	0.5%		
			T <sub>A</sub> = 25°C	1	-0.7%	1.1%	28.179 through 28.246	
			T <sub>A</sub> = 25°C, PostTID <sup>5</sup>	1	-0.7%	1.1%		
			T <sub>A</sub> = 125°C	2	-0.7%	1.2%		
I <sub>SET</sub>	SS_SET pin current to set V <sub>OUT</sub>		-55°C ≤ T <sub>A</sub> ≤ 125°C	1, 2, 3	98.8	99.9	101	28.111, 28.112, 28.113, 28.114, 28.115, 28.116, 28.117, 28.143, 28.144, 28.145, 28.146, 28.147, 28.148, 28.163, 28.164, 28.165, 28.166
			T <sub>A</sub> = -55°C	3	98.8	99.4	100.3	
			T <sub>A</sub> = 25°C	1	99.0	100	100.9	28.118, 28.119, 28.120, 28.121, 28.122, 28.123, 28.124, 28.149, 28.150, 28.151, 28.152, 28.153, 28.154, 28.167, 28.168, 28.169, 28.170
			T <sub>A</sub> = 125°C	2	99.2	100.2	101	



Over  $0.85\text{ V} \leq V_{IN} \leq 7\text{ V}$ ,  $V_{BIAS} \geq V_{OUT} + 1.6\text{ V}$  ( $V_{IN} \leq V_{BIAS} \leq 14\text{ V}$  and  $V_{BIAS} \geq 2.2\text{ V}$ ),  $V_{OUT}(\text{target}) = V_{IN} - 1.6\text{ V}$ ,  $I_{OUT} = 1\text{ mA}$ ,  $C_{OUT} = 220\text{ }\mu\text{F}$ ,  $(1)R_{REF} = 12.0\text{ k}\Omega$ , over operating temperature range ( $T_A = -55^\circ\text{C}$  to  $125^\circ\text{C}$ ), typical values are at  $T_A = 25^\circ\text{C}$ , unless otherwise noted; includes RLAT at  $T_A = 25^\circ\text{C}$  if sub-group number is present for QML RHA and SEP devices. (2)

Parameter	Test Conditions	Sub-Group <sup>3</sup>	MIN	TYP	MAX	UNIT	Tests	
$V_{OS}$	Output offset voltage ( $V_{OUT} - V_{SS\_SET}$ )	$-55^\circ\text{C} \leq T_A \leq 125^\circ\text{C}$	1, 2, 3	-2	0.78	mV	28.247, 28.248, 28.249, 28.250, 28.251, 28.252, 28.253, 28.254, 28.255, 28.256, 28.257, 28.258, 28.259, 28.260, 28.272, 28.273, 28.274, 28.275, 28.276, 28.277, 28.278, 28.279, 28.280, 28.281, 28.282, 28.283, 28.286, 28.287, 28.288, 28.289, 28.290, 28.291, 28.292, 28.293	
		$T_A = -55^\circ\text{C}$	3	-1.33	-0.2			0.78
		$T_A = 25^\circ\text{C}$	1	-1.45	-0.25			0.76
		$T_A = 25^\circ\text{C}$ , Post TID <sup>5</sup>	1	-1.45				1.5
		$T_A = 125^\circ\text{C}$	2	-2	-0.5			0.7
$V_{OUT\text{tempco}}$	$V_{OUT}$ temperature coefficient	$T_A$ from $-55^\circ\text{C}$ to $125^\circ\text{C}$		0.004%		$V_{OUT}/^\circ\text{C}$		
		$T_A$ from $-55^\circ\text{C}$ to $-40^\circ\text{C}$		0.011%				
		$T_A$ from $-40^\circ\text{C}$ to $0^\circ\text{C}$		0.007%				
		$T_A$ from $0^\circ\text{C}$ to $25^\circ\text{C}$		0.005%				
		$T_A$ from $25^\circ\text{C}$ to $85^\circ\text{C}$		0.003%				
		$T_A$ from $85^\circ\text{C}$ to $125^\circ\text{C}$		0.001%				
$V_{REF}$	Reference voltage		1, 2, 3	1.190	1.206	1.221	V	28.9 through 28.42
$\Delta V_{OUT}/\Delta V_{IN}$	Line regulation	$0.85\text{ V} \leq V_{IN} \leq 7\text{ V}$ , $I_{OUT} = 1\text{ mA}$ , $V_{BIAS} = 5\text{ V}$ , $V_{OUT} = 0.4\text{ V}$	1, 2, 3		3	200	$\mu\text{V}/\text{V}$	28.298, 28.300, 28.302
$\Delta V_{OUT}/\Delta I_{OUT}$	Load regulation	$1\text{ mA} \leq I_{OUT} \leq 1.5\text{ A}$ , $V_{BIAS} = 5\text{ V}$ , $V_{IN} = 2.5\text{ V}$ , $V_{OUT} = 1.8\text{ V}$	1, 2, 3		500	1000	$\mu\text{V}/\text{A}$	28.343
	Current sharing error percentage	$R_{ballast} = 5\text{ m}\Omega$ , $T_A = 25^\circ\text{C}$	$I_{OUT(\text{TOTAL})} = 1\text{ A}$			$\pm 1\%$		
			$I_{OUT(\text{TOTAL})} = 2.9\text{ A}$			$\pm 0.1\%$		
$I_{OUTS(\text{LKG})}$	OUTS leakage current		1, 2, 3		20	200	nA	28.3

Over  $0.85\text{ V} \leq V_{IN} \leq 7\text{ V}$ ,  $V_{BIAS} \geq V_{OUT} + 1.6\text{ V}$  ( $V_{IN} \leq V_{BIAS} \leq 14\text{ V}$  and  $V_{BIAS} \geq 2.2\text{ V}$ ),  $V_{OUT}(\text{target}) = V_{IN} - 1.6\text{ V}$ ,  $I_{OUT} = 1\text{ mA}$ ,  $C_{OUT} = 220\text{ }\mu\text{F}$ ,  $R_{REF} = 12.0\text{ k}\Omega$ , over operating temperature range ( $T_A = -55^\circ\text{C}$  to  $125^\circ\text{C}$ ), typical values are at  $T_A = 25^\circ\text{C}$ , unless otherwise noted; includes RLAT at  $T_A = 25^\circ\text{C}$  if sub-group number is present for QML RHA and SEP devices. (2)

Parameter		Test Conditions	Sub-Group <sup>3</sup>	MIN	TYP	MAX	UNIT	Tests
<b>ENABLE</b>								
$V_{EN(\text{rising})}$	Enable rising threshold (turn-on)		1, 2, 3	0.58	0.60	0.62	V	34.1, 34.5
$V_{EN(\text{falling})}$	Enable falling threshold (turn-off)		1, 2, 3	0.48	0.50	0.52		34.2, 34.6
$t_{EN(\text{delay})}$	EN propagation delay	EN high to $V_{OUT} = 10\text{ mV}$	9, 10, 11		90	500	$\mu\text{s}$	34.9, 34.11
$I_{EN(\text{LKG})}$	Enable input leakage current	$V_{EN} = 7\text{ V}$	1, 2, 3		3	150	nA	13.13, 34.10, 34.12
$T_{SD(\text{enter})}$	Thermal shutdown enter temperature				160		$^\circ\text{C}$	
$T_{SD(\text{exit})}$	Thermal shutdown exit temperature				130			
<b>POWER GOOD</b>								
$V_{FB\_PG(\text{rising})}$	Power good rising threshold		1, 2, 3	290	306	313	mV	35.8, 36.8, 37.8
$V_{FB\_PG(\text{HYS})}$	Power good hysteresis		1, 2, 3	7	14	19		35.10, 36.10, 37.10
$I_{FB\_PG(\text{LKG})}$	FB_PG input leakage current	$V_{FB\_PG} = 6\text{ V}$	1, 2, 3		9	150	nA	35.1, 36.1, 37.1, 38.1
$V_{PG(\text{OL})}$	Power good output low	$I_{PG(\text{SINK})} = 0\text{ mA to }2\text{ mA}$	1, 2, 3		113	200	mV	35.3, 36.3, 37.3
$V_{IN(\text{MIN\_PG})}$	Minimum $V_{IN}$ or $V_{BIAS}$ for valid PG ( $V_{PG} < 0.5\text{ V}$ )	$I_{PG(\text{sink})} = 0.6\text{ mA}$	1, 2, 3		0.6	0.8	V	35.5, 36.5, 37.5
$I_{PG(\text{LKG})}$	Power good leakage	$V_{PG} = 7\text{ V}$ , $V_{FB\_PG} > V_{FB\_PG(\text{rising threshold})}$	1, 2, 3		0.1	2	$\mu\text{A}$	35.2, 36.2, 37.2
<b>SOFT START</b>								
$I_{SS\_SET(\text{start})}$	SS_SET pin current during startup		1, 2, 3	1.68	2.1	2.52	mA	41.1, 41.2
$t_{SS}$	Soft-start time	$V_{IN} = 2.5\text{ V}$ , $V_{OUT} = 1.8\text{ V}$ , $I_{OUT} = 1\text{ A}$ , $R_{FB\_PG(\text{top})} = 44.2\text{ k}\Omega$ , $R_{FB\_PG(\text{bot})} = 10\text{ k}\Omega$	$C_{SS} = 2.2\text{ }\mu\text{F}$		1.7		ms	
			$C_{SS} = 4.7\text{ }\mu\text{F}$		3.7			
			$C_{SS} = 10\text{ }\mu\text{F}$		7.8			

Over  $0.85\text{ V} \leq V_{IN} \leq 7\text{ V}$ ,  $V_{BIAS} \geq V_{OUT} + 1.6\text{ V}$  ( $V_{IN} \leq V_{BIAS} \leq 14\text{ V}$  and  $V_{BIAS} \geq 2.2\text{ V}$ ),  $V_{OUT}(\text{target}) = V_{IN} - 1.6\text{ V}$ ,  $I_{OUT} = 1\text{ mA}$ ,  $C_{OUT} = 220\text{ }\mu\text{F}$ , <sup>(1)</sup> $R_{REF} = 12.0\text{ k}\Omega$ , over operating temperature range ( $T_A = -55^\circ\text{C}$  to  $125^\circ\text{C}$ ), typical values are at  $T_A = 25^\circ\text{C}$ , unless otherwise noted; includes RLAT at  $T_A = 25^\circ\text{C}$  if sub-group number is present for QML RHA and SEP devices. <sup>(2)</sup>

Parameter	Test Conditions	Sub-Group <sup>3</sup>	MIN	TYP	MAX	UNIT	Tests
<b>NOISE AND PSRR</b>							
PSRR	Power-supply rejection ratio	$V_{IN} = 2.5\text{ V}$ , $V_{OUT} = 1.8\text{ V}$ , $V_{BIAS} = 5\text{ V}$ , $I_{OUT} = 1\text{ A}$ , $C_{SS} = 4.7\text{ }\mu\text{F}$ , $C_{BIAS} = 4.7\text{ }\mu\text{F}$ , $R_{BIAS} = 10\text{ }\Omega$	$f_{\text{ripple}} = 100\text{ Hz}$		109	dB	
			$f_{\text{ripple}} = 1\text{ kHz}$		109		
			$f_{\text{ripple}} = 10\text{ kHz}$		90		
			$f_{\text{ripple}} = 100\text{ kHz}$		71		
			$f_{\text{ripple}} = 1\text{ MHz}$		66		
			$f_{\text{ripple}} = 10\text{ MHz}$		30		
PSRR <sub>BIAS</sub>	Power-supply rejection ratio, $V_{BIAS}$ to $V_{OUT}$	$V_{IN} = 2.5\text{ V}$ , $V_{OUT} = 1.8\text{ V}$ , $V_{BIAS} = 5\text{ V}$ , $I_{OUT} = 1\text{ A}$ , $C_{SS} = 4.7\text{ }\mu\text{F}$ , $C_{BIAS} = 4.7\text{ }\mu\text{F}$ , $R_{BIAS} = 10\text{ }\Omega$	$f_{\text{ripple}} = 100\text{ Hz}$		102	dB	
			$f_{\text{ripple}} = 1\text{ kHz}$		105		
			$f_{\text{ripple}} = 10\text{ kHz}$		87		
			$f_{\text{ripple}} = 100\text{ kHz}$		97		
			$f_{\text{ripple}} = 1\text{ MHz}$		118		
			$f_{\text{ripple}} = 10\text{ MHz}$		68		
$V_N$	Output noise rms voltage (Bandwidth from 10 Hz to 100 kHz)	$V_{IN} = 2.5\text{ V}$ , $V_{OUT} = 1.8\text{ V}$ , $V_{BIAS} = 5\text{ V}$ , $I_{OUT} = 1\text{ A}$	$C_{SS} = 2.2\text{ }\mu\text{F}$		1.73	$\mu\text{V}_{\text{RMS}}$	
			$C_{SS} = 4.7\text{ }\mu\text{F}$		1.71		
			$C_{SS} = 10\text{ }\mu\text{F}$		1.69		
$e_N$	Output noise voltage density	$V_{IN} = 2.5\text{ V}$ , $V_{OUT} = 1.8\text{ V}$ , $V_{BIAS} = 5\text{ V}$ , $I_{OUT} = 1\text{ A}$ , $C_{SS} = 4.7\text{ }\mu\text{F}$	$f = 10\text{ Hz}$		97	nV/ $\sqrt{\text{Hz}}$	
			$f = 100\text{ Hz}$		11.2		
			$f = 1\text{ kHz}$		5.4		
			$f = 10\text{ kHz}$		5.6		
			$f = 100\text{ kHz}$		4.9		
			$f = 1\text{ MHz}$		1.6		
			$f = 10\text{ MHz}$		1.7		
<b>STABILITY</b>							
PM	Phase margin	$V_{IN} = 2.5\text{ V}$ , $V_{OUT} = 1.8\text{ V}$ , $I_{OUT} = 1.0\text{ A}$ , $C_{OUT} = 2 \times 100\text{ }\mu\text{F}$		98		degrees	
GM	Gain margin			19		dB	

1. A single 220- $\mu\text{F}$  tantalum capacitor is utilized.
2. See the [5962R21203](#) SMD for additional information on the QML RHA devices and see the [V62/23602](#) VID for additional information on the SEP RHA devices.
3. The subgroups are only applicable for QML versions of the device; for subgroup definitions, see the [Quality Conformance Inspection](#) table.
4. Additionally,  $V_{BIAS} \geq V_{IN}$  and  $V_{BIAS} \geq V_{OUT} + 1.6\text{ V}$ .
5.  $P_D$  is the internal power dissipation. When  $P_D$  exceeds 4 W, the current is lowered to avoid excessive local heating (due to tester limitations).
6. TID = 50krad(Si) for SEP parts.

**Quality Conformance Inspection**

MIL-STD-883, Method 5005 - Group A

Sub Group	Description	Temperature (°C)
1	Static tests at	25
2	Static tests at	125
3	Static tests at	-55
4	Dynamic tests at	25
5	Dynamic tests at	125
6	Dynamic tests at	-55
7	Functional tests at	25
8A	Functional tests at	125
8B	Functional tests at	-55
9	Switching tests at	25
10	Switching tests at	125
11	Switching tests at	-55

## 4 Applicable and Reference Documents

### 4.1 Applicable Documents

- Texas Instruments, [TPS7H1111-SP and TPS7H1111-SEP 1.5-A, Ultra-Low Noise, High PSRR Radiation Hardened Low Dropout \(LDO\) Linear Regulator](#), data sheet.
- Texas Instruments, [TPS7H1111-SP EVM User's Guide](#), EVM user's guide.

### 4.2 Reference Documents

Texas Instruments total ionizing dose radiation (total dose) test procedure follows the standards put forth in MIL-STD-883 TM 1019. The document can be found at the DLA website.

## A Appendix: HDR TID Report Data

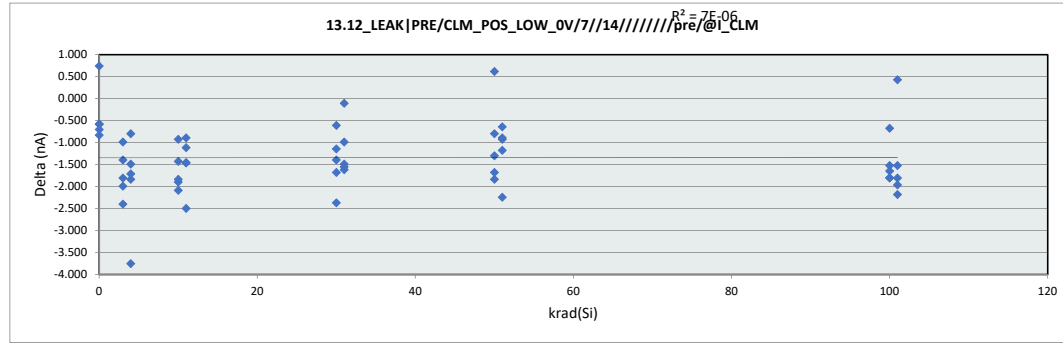
This appendix contains the HDR TID report data.

Identifier	Description
0	Correlation units
3	3krad unbiased
4	3krad biased
10	10krad unbiased
11	10krad biased
30	30krad unbiased
31	30krad biased
50	50krad unbiased
51	50krad biased
100	100krad unbiased
101	100krad biased

# HDR Report TPS7H1111-QMLP

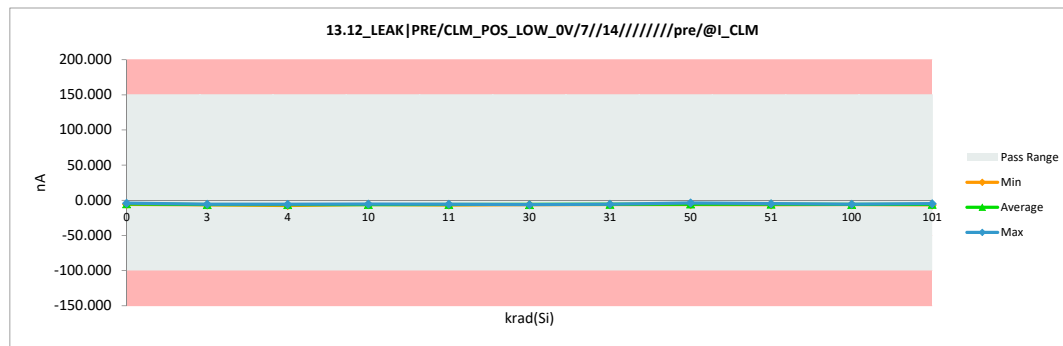
13.12_LEAK PRE CLM_POS		
Test Site	Dallas	Dallas
Tester	ETS-364	ETS-364
Test Number	EB6938	EB6938
Unit	nA	nA
Max Limit	150	150
Min Limit	-100	-100

krad(Si)	Serial #	Pre	Post	Delta
0	51	-4.906	-4.166	0.740
0	52	-4.372	-5.203	-0.831
0	53	-5.032	-5.737	-0.705
0	54	-4.686	-5.265	-0.579
0	55	-4.466	-5.045	-0.579
3	26	-4.843	-6.648	-1.805
3	27	-4.278	-6.679	-2.401
3	28	-4.623	-5.611	-0.988
3	29	-4.404	-5.800	-1.396
3	30	-4.655	-6.648	-1.993
4	1	-3.744	-7.496	-3.752
4	2	-4.152	-5.862	-1.710
4	3	-4.686	-6.522	-1.836
4	4	-4.938	-5.737	-0.799
4	5	-4.498	-5.988	-1.490
10	31	-4.278	-6.114	-1.836
10	32	-4.466	-5.391	-0.925
10	33	-4.341	-6.239	-1.898
10	34	-3.901	-5.988	-2.087
10	35	-4.592	-6.020	-1.428
11	6	-4.278	-6.774	-2.496
11	7	-4.749	-5.642	-0.893
11	8	-4.498	-5.957	-1.459
11	9	-4.404	-5.862	-1.458
11	10	-4.906	-6.020	-1.114
30	36	-4.498	-6.177	-1.679
30	37	-5.032	-6.177	-1.145
30	38	-5.660	-6.271	-0.611
30	39	-4.027	-6.397	-2.370
30	40	-4.938	-6.334	-1.396
31	15	-4.749	-6.239	-1.490
31	16	-4.278	-5.894	-1.616
31	17	-5.597	-5.705	-0.108
31	18	-4.529	-6.082	-1.553
31	19	-4.655	-5.642	-0.987
50	41	-3.807	-5.108	-1.301
50	42	-4.404	-6.239	-1.835
50	43	-4.686	-5.485	-0.799
50	44	-4.466	-3.851	0.615
50	45	-4.152	-5.831	-1.679
51	11	-4.529	-5.423	-0.894
51	12	-4.215	-6.459	-2.244
51	13	-5.000	-5.925	-0.925
51	14	-4.247	-4.888	-0.641
51	20	-4.498	-5.674	-1.176
100	46	-5.346	-6.020	-0.674
100	47	-4.184	-5.705	-1.521
100	48	-4.404	-6.208	-1.804
100	49	-4.121	-5.768	-1.647
100	50	-4.341	-6.145	-1.804
101	21	-4.529	-6.711	-2.182
101	22	-4.529	-6.051	-1.522
101	23	-5.283	-4.857	0.426



13.12_LEAK PRE CLM		
Test Site	Dallas	
Tester	ETS-364	
Test Number	EB6938	
Max Limit	150	nA
Min Limit	-100	nA

krad(Si)	0	3	4	10	11	30	31	50	51	100	101
LL	-100.000	-100.000	-100.000	-100.000	-100.000	-100.000	-100.000	-100.000	-100.000	-100.000	-100.000
Min	-5.737	-6.679	-7.496	-6.239	-6.774	-6.397	-6.239	-6.239	-6.459	-6.208	-6.711
Average	-5.083	-6.277	-6.321	-5.950	-6.051	-6.271	-5.912	-5.303	-5.674	-5.969	-5.875
Max	-4.166	-5.611	-5.737	-5.391	-5.642	-6.177	-5.642	-3.851	-4.888	-5.705	-4.857
UL	150.000	150.000	150.000	150.000	150.000	150.000	150.000	150.000	150.000	150.000	150.000



### HDR Report TPS7H1111-QMLP

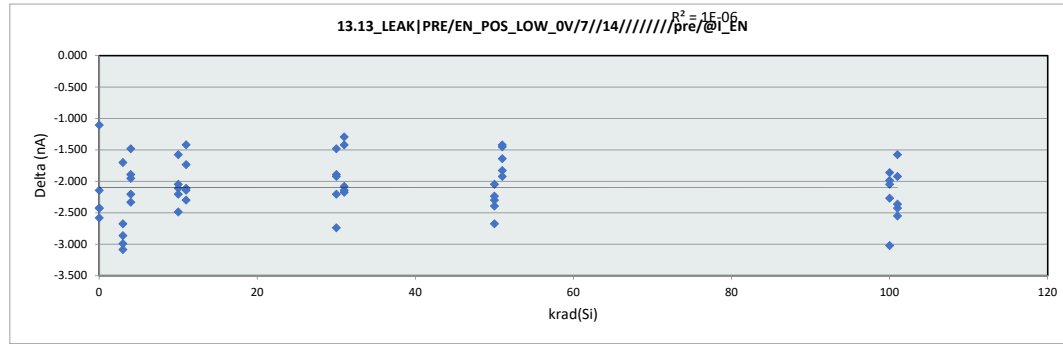
101	24	-4.309	-6.114	-1.805
101	25	-3.681	-5.642	-1.961
	Max	-3.681	-3.851	0.740
	Average	-4.534	-5.881	-1.346
	Min	-5.660	-7.496	-3.752
	Std Dev	0.409	0.617	0.778



# HDR Report TPS7H1111-QMLP

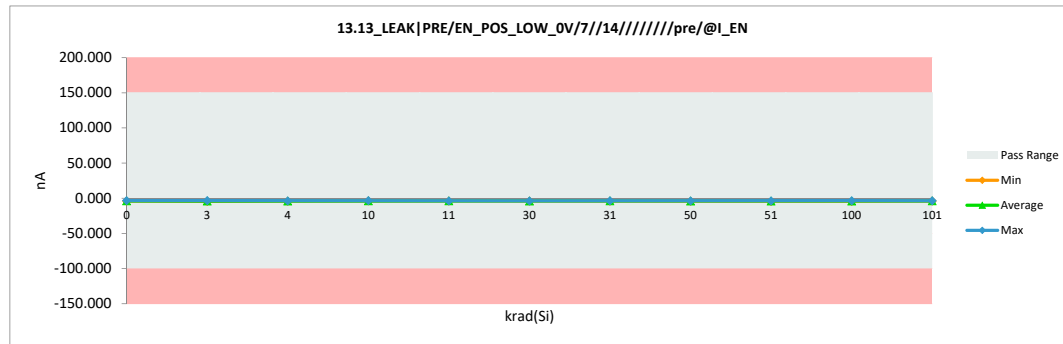
		13.13 LEAK PRE/EN_POS	
Test Site		Dallas	Dallas
Tester		ETS-364	ETS-364
Test Number		EB6938	EB6938
Unit		nA	nA
Max Limit		150	150
Min Limit		-100	-100

krad(Si)	Serial #	Pre	Post	Delta
0	51	-1.695	-4.120	-2.425
0	52	-2.292	-3.398	-1.106
0	53	-1.350	-3.932	-2.582
0	54	-1.695	-3.838	-2.143
0	55	-1.695	-4.120	-2.425
3	26	-1.664	-3.366	-1.702
3	27	-0.721	-3.712	-2.991
3	28	-1.695	-4.560	-2.865
3	29	-1.350	-4.435	-3.085
3	30	-1.821	-4.497	-2.676
4	1	-1.884	-4.089	-2.205
4	2	-2.732	-4.215	-1.483
4	3	-2.198	-4.089	-1.891
4	4	-1.664	-3.995	-2.331
4	5	-1.821	-3.775	-1.954
10	31	-1.632	-3.838	-2.206
10	32	-1.758	-3.335	-1.577
10	33	-1.852	-3.900	-2.048
10	34	-1.318	-3.806	-2.488
10	35	-1.695	-3.806	-2.111
11	6	-2.324	-3.743	-1.419
11	7	-1.790	-3.932	-2.142
11	8	-1.601	-3.900	-2.299
11	9	-1.790	-3.900	-2.110
11	10	-2.198	-3.932	-1.734
30	36	-2.072	-3.963	-1.891
30	37	-2.261	-3.743	-1.482
30	38	-1.915	-3.838	-1.923
30	39	-1.915	-4.120	-2.205
30	40	-1.224	-3.963	-2.739
31	15	-2.544	-3.838	-1.294
31	16	-1.381	-3.555	-2.174
31	17	-2.292	-3.712	-1.420
31	18	-2.104	-4.183	-2.079
31	19	-1.664	-3.806	-2.142
50	41	-1.727	-3.775	-2.048
50	42	-1.287	-3.963	-2.676
50	43	-1.758	-4.152	-2.394
50	44	-1.632	-3.932	-2.300
50	45	-1.664	-3.900	-2.236
51	11	-2.450	-4.277	-1.827
51	12	-2.732	-4.372	-1.640
51	13	-2.230	-3.681	-1.451
51	14	-2.418	-3.838	-1.420
51	20	-1.790	-3.712	-1.922
100	46	-1.727	-3.712	-1.985
100	47	-2.010	-4.058	-2.048
100	48	-1.570	-3.838	-2.268
100	49	-1.632	-3.492	-1.860
100	50	-1.381	-4.403	-3.022
101	21	-2.010	-3.586	-1.576
101	22	-1.507	-3.869	-2.362
101	23	-1.161	-3.712	-2.551



		13.13 LEAK PRE/EN	
Test Site		Dallas	
Tester		ETS-364	
Test Number		EB6938	
Max Limit		150	nA
Min Limit		-100	nA

krad(Si)	0	3	4	10	11	30	31	50	51	100	101
LL	-100.000	-100.000	-100.000	-100.000	-100.000	-100.000	-100.000	-100.000	-100.000	-100.000	-100.000
Min	-4.120	-4.560	-4.215	-3.900	-3.932	-4.120	-4.183	-4.152	-4.372	-4.403	-4.026
Average	-3.882	-4.114	-4.033	-3.737	-3.881	-3.925	-3.819	-3.944	-3.976	-3.901	-3.819
Max	-3.398	-3.366	-3.775	-3.335	-3.743	-3.743	-3.555	-3.775	-3.681	-3.492	-3.586
UL	150.000	150.000	150.000	150.000	150.000	150.000	150.000	150.000	150.000	150.000	150.000



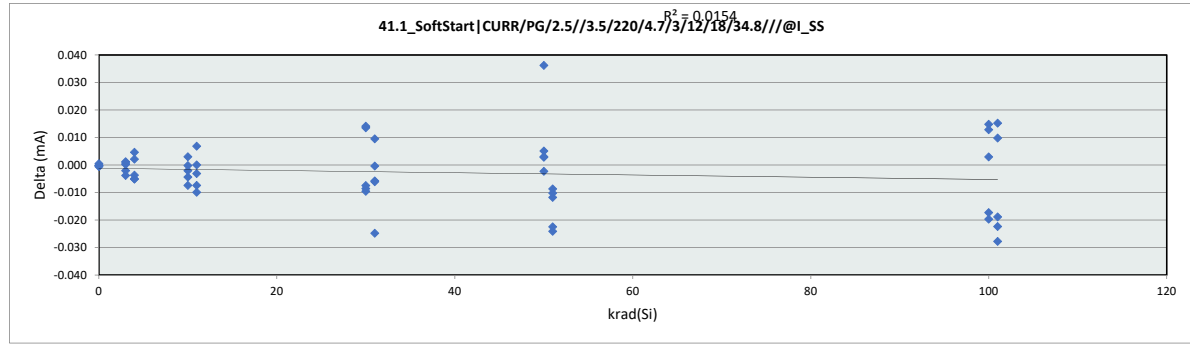
### HDR Report TPS7H1111-QMLP

101	24	-1.978	-3.900	-1.922
101	25	-1.601	-4.026	-2.425
	Max	-0.721	-3.335	-1.106
	Average	-1.816	-3.912	-2.096
	Min	-2.732	-4.560	-3.085
	Std Dev	0.396	0.266	0.455

# HDR Report TPS7H1111-QMLP

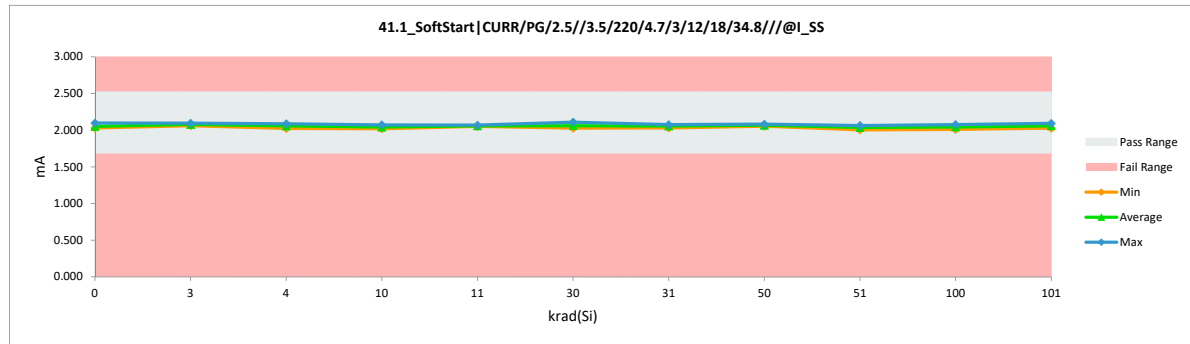
41.1_SoftStart CURR PG/2		
Test Site	Dallas	Dallas
Tester	ETS-364	ETS-364
Test Number	EB6938	EB6938
Unit	mA	mA
Max Limit	2.52	2.52
Min Limit	1.68	1.68

krad(Si)	Serial #	Pre	Post	Delta
0	51	2.053	2.053	0.000
0	52	2.096	2.096	0.000
0	53	2.033	2.033	-0.001
0	54	2.049	2.049	0.000
0	55	2.029	2.029	0.000
3	26	2.090	2.092	0.001
3	27	2.059	2.060	0.001
3	28	2.073	2.069	-0.004
3	29	2.097	2.095	-0.002
3	30	2.079	2.079	0.000
4	1	2.028	2.023	-0.005
4	2	2.067	2.062	-0.005
4	3	2.062	2.064	0.002
4	4	2.082	2.087	0.005
4	5	2.055	2.052	-0.004
10	31	2.040	2.033	-0.007
10	32	2.038	2.036	-0.002
10	33	2.024	2.019	-0.004
10	34	2.068	2.071	0.003
10	35	2.052	2.052	0.000
11	6	2.047	2.054	0.007
11	7	2.058	2.051	-0.007
11	8	2.075	2.065	-0.010
11	9	2.071	2.068	-0.003
11	10	2.054	2.054	0.000
30	36	2.034	2.026	-0.007
30	37	2.117	2.108	-0.009
30	38	2.031	2.044	0.013
30	39	2.057	2.071	0.014
30	40	2.061	2.052	-0.010
31	15	2.065	2.074	0.010
31	16	2.078	2.072	-0.006
31	17	2.066	2.065	0.000
31	18	2.055	2.030	-0.025
31	19	2.043	2.037	-0.006
50	41	2.084	2.082	-0.002
50	42	2.063	2.066	0.003
50	43	2.034	2.070	0.036
50	44	2.060	2.065	0.005
50	45	2.051	2.054	0.003
51	11	2.029	2.005	-0.024
51	12	2.023	2.014	-0.009
51	13	2.072	2.060	-0.012
51	14	2.085	2.063	-0.023
51	20	2.058	2.048	-0.010
100	46	2.049	2.031	-0.017
100	47	2.049	2.029	-0.020
100	48	2.007	2.010	0.003
100	49	2.054	2.069	0.015
100	50	2.063	2.076	0.013
101	21	2.073	2.082	0.010
101	22	2.065	2.037	-0.028
101	23	2.049	2.027	-0.022



41.1_SoftStart CURR		
Test Site	Dallas	
Tester	ETS-364	
Test Number	EB6938	
Max Limit	2.52	mA
Min Limit	1.68	mA

krad(Si)	0	3	4	10	11	30	31	50	51	100	101
LL	1.680	1.680	1.680	1.680	1.680	1.680	1.680	1.680	1.680	1.680	1.680
Min	2.029	2.060	2.023	2.019	2.051	2.026	2.030	2.054	2.005	2.010	2.027
Average	2.052	2.079	2.058	2.042	2.058	2.060	2.056	2.067	2.038	2.043	2.058
Max	2.096	2.095	2.087	2.071	2.068	2.108	2.074	2.082	2.063	2.076	2.092
UL	2.520	2.520	2.520	2.520	2.520	2.520	2.520	2.520	2.520	2.520	2.520



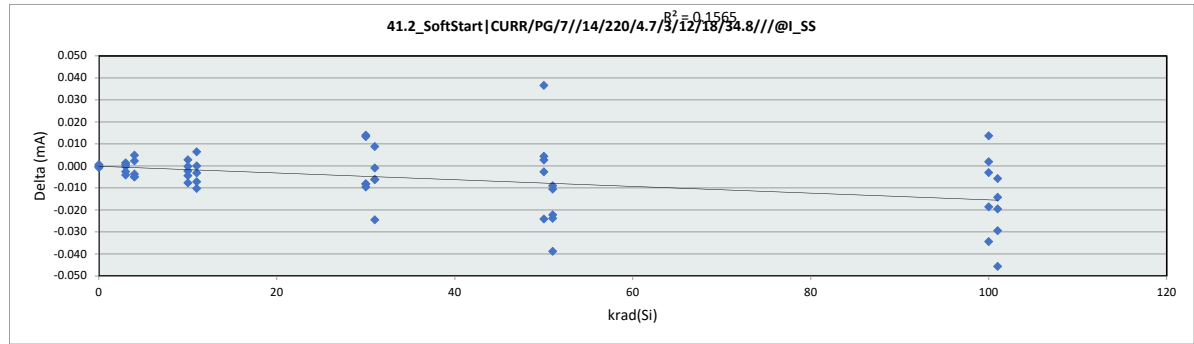
### HDR Report TPS7H1111-QMLP

101	24	2.072	2.053	-0.019
101	25	2.077	2.092	0.015
	Max	2.117	2.108	0.036
	Average	2.058	2.056	-0.003
	Min	2.007	2.005	-0.028
	Std Dev	0.021	0.023	0.012

# HDR Report TPS7H1111-QMLP

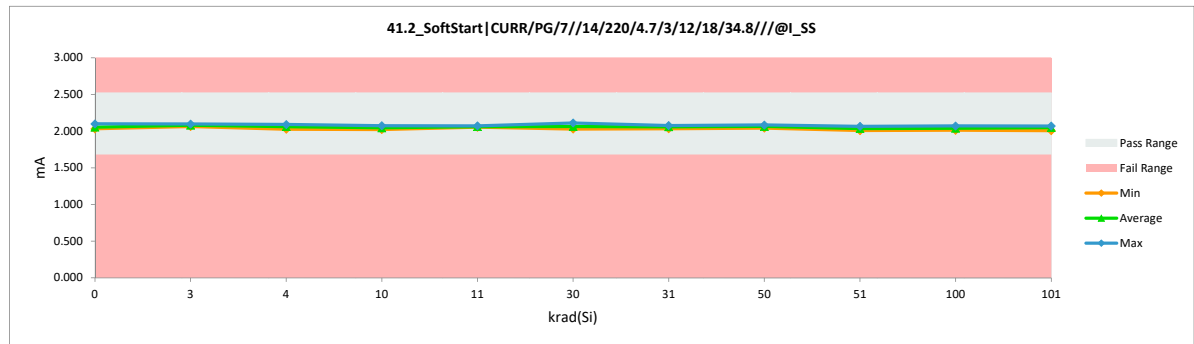
		41.2_SoftStart CURR PG/7	
		Dallas	Dallas
Test Site		Dallas	Dallas
Tester		ETS-364	ETS-364
Test Number		EB6938	EB6938
Unit		mA	mA
Max Limit		2.52	2.52
Min Limit		1.68	1.68

krad(Si)	Serial #	Pre	Post	Delta
0	51	2.056	2.055	0.000
0	52	2.098	2.099	0.001
0	53	2.036	2.036	0.000
0	54	2.051	2.051	0.000
0	55	2.032	2.031	-0.001
3	26	2.093	2.094	0.001
3	27	2.062	2.063	0.001
3	28	2.076	2.072	-0.004
3	29	2.099	2.097	-0.003
3	30	2.082	2.082	0.000
4	1	2.031	2.026	-0.005
4	2	2.069	2.064	-0.005
4	3	2.064	2.067	0.002
4	4	2.085	2.090	0.005
4	5	2.058	2.054	-0.004
10	31	2.043	2.035	-0.008
10	32	2.040	2.038	-0.002
10	33	2.026	2.022	-0.004
10	34	2.071	2.073	0.003
10	35	2.054	2.054	0.000
11	6	2.050	2.056	0.006
11	7	2.060	2.053	-0.007
11	8	2.077	2.067	-0.010
11	9	2.074	2.071	-0.003
11	10	2.056	2.056	0.000
30	36	2.036	2.028	-0.008
30	37	2.119	2.111	-0.008
30	38	2.033	2.047	0.013
30	39	2.060	2.074	0.014
30	40	2.064	2.054	-0.010
31	15	2.068	2.076	0.009
31	16	2.080	2.074	-0.006
31	17	2.068	2.067	-0.001
31	18	2.057	2.033	-0.024
31	19	2.046	2.039	-0.006
50	41	2.087	2.084	-0.003
50	42	2.065	2.041	-0.024
50	43	2.036	2.073	0.037
50	44	2.062	2.066	0.004
50	45	2.053	2.056	0.003
51	11	2.031	2.007	-0.024
51	12	2.025	2.016	-0.009
51	13	2.074	2.035	-0.039
51	14	2.087	2.065	-0.022
51	20	2.060	2.050	-0.010
100	46	2.051	2.032	-0.019
100	47	2.051	2.017	-0.034
100	48	2.010	2.012	0.002
100	49	2.057	2.071	0.014
100	50	2.066	2.063	-0.003
101	21	2.075	2.070	-0.006
101	22	2.068	2.039	-0.029
101	23	2.052	2.006	-0.046



		41.2_SoftStart CURR	
		Dallas	Dallas
Test Site		Dallas	Dallas
Tester		ETS-364	ETS-364
Test Number		EB6938	EB6938
Max Limit		2.52	mA
Min Limit		1.68	mA

krad(Si)	0	3	4	10	11	30	31	50	51	100	101
LL	1.680	1.680	1.680	1.680	1.680	1.680	1.680	1.680	1.680	1.680	1.680
Min	2.031	2.063	2.026	2.022	2.053	2.028	2.033	2.041	2.007	2.012	2.006
Average	2.054	2.081	2.060	2.045	2.061	2.063	2.058	2.064	2.035	2.039	2.047
Max	2.099	2.097	2.090	2.074	2.071	2.111	2.076	2.084	2.065	2.071	2.070
UL	2.520	2.520	2.520	2.520	2.520	2.520	2.520	2.520	2.520	2.520	2.520



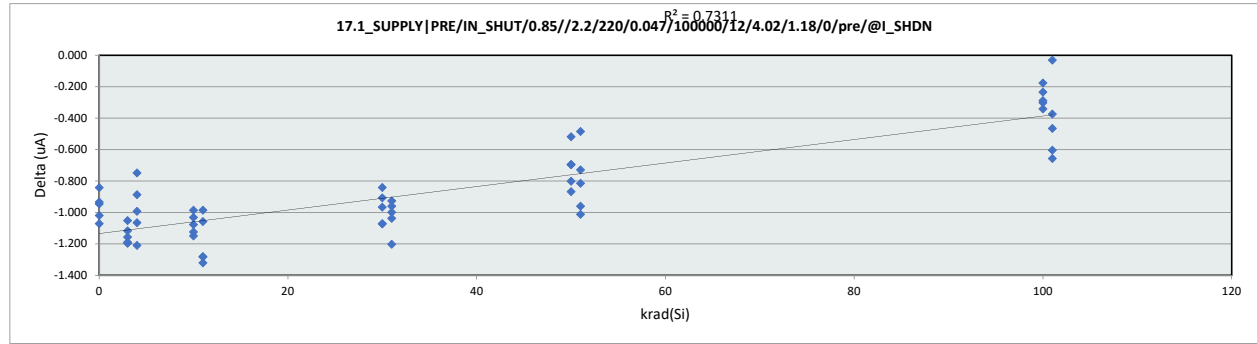
### HDR Report TPS7H1111-QMLP

101	24	2.075	2.056	-0.020
101	25	2.079	2.065	-0.014
	Max	2.119	2.111	0.037
	Average	2.061	2.055	-0.006
	Min	2.010	2.006	-0.046
	Std Dev	0.021	0.024	0.014

# HDR Report TPS7H1111-QMLP

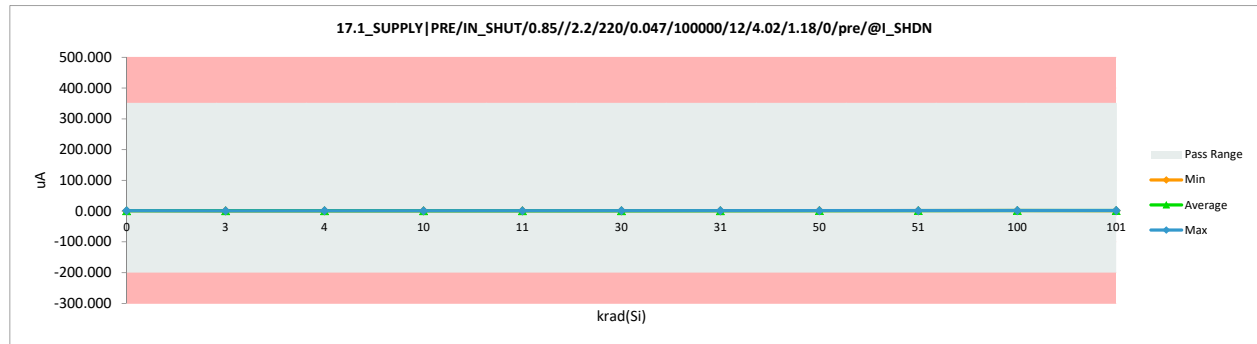
		17.1_SUPPLY PRE IN_SHU	
Test Site		Dallas	Dallas
Tester		ETS-364	ETS-364
Test Number		EB6938	EB6938
Unit		uA	uA
Max Limit		350	350
Min Limit		-200	-200

krad(Si)	Serial #	Pre	Post	Delta
0	51	2.093	1.159	-0.934
0	52	1.922	1.080	-0.842
0	53	2.040	1.021	-1.019
0	54	2.178	1.232	-0.946
0	55	2.211	1.140	-1.071
3	26	1.981	0.929	-1.052
3	27	2.132	0.975	-1.157
3	28	2.191	0.995	-1.196
3	29	2.191	1.002	-1.189
3	30	2.000	0.883	-1.117
4	1	1.869	1.120	-0.749
4	2	1.961	0.896	-1.065
4	3	2.185	1.192	-0.993
4	4	2.152	0.942	-1.210
4	5	1.941	1.054	-0.887
10	31	2.007	0.975	-1.032
10	32	1.961	0.975	-0.986
10	33	2.079	1.002	-1.077
10	34	2.145	0.995	-1.150
10	35	2.119	0.995	-1.124
11	6	2.145	0.824	-1.321
11	7	1.974	0.988	-0.986
11	8	1.948	0.890	-1.058
11	9	2.277	0.995	-1.282
11	10	2.349	1.067	-1.282
30	36	2.093	1.252	-0.841
30	37	2.231	1.159	-1.072
30	38	2.139	1.067	-1.072
30	39	2.086	1.179	-0.907
30	40	2.132	1.166	-0.966
31	15	2.047	1.087	-0.960
31	16	2.112	1.113	-0.999
31	17	2.172	0.969	-1.203
31	18	2.165	1.238	-0.927
31	19	2.112	1.074	-1.038
50	41	2.027	1.331	-0.696
50	42	2.132	1.331	-0.801
50	43	2.073	1.554	-0.519
50	44	2.172	1.304	-0.868
50	45	1.994	1.298	-0.696
51	11	2.106	1.146	-0.960
51	12	1.908	1.423	-0.485
51	13	2.178	1.166	-1.012
51	14	2.139	1.410	-0.729
51	20	2.172	1.357	-0.815
100	46	2.093	1.791	-0.302
100	47	2.237	1.949	-0.288
100	48	2.172	1.995	-0.177
100	49	2.020	1.679	-0.341
100	50	2.191	1.956	-0.235
101	21	1.981	1.324	-0.657
101	22	2.283	1.679	-0.604
101	23	2.014	1.640	-0.374



		17.1_SUPPLY PRE I	
Test Site		Dallas	
Tester		ETS-364	
Test Number		EB6938	
Max Limit		350	uA
Min Limit		-200	uA

krad(Si)	0	3	4	10	11	30	31	50	51	100	101
LL	-200.000	-200.000	-200.000	-200.000	-200.000	-200.000	-200.000	-200.000	-200.000	-200.000	-200.000
Min	1.021	0.883	0.896	0.975	0.824	1.067	0.969	1.298	1.146	1.679	1.324
Average	1.126	0.957	1.041	0.988	0.953	1.165	1.096	1.364	1.300	1.874	1.625
Max	1.232	1.002	1.192	1.002	1.067	1.252	1.238	1.554	1.423	1.995	1.844
UL	350.000	350.000	350.000	350.000	350.000	350.000	350.000	350.000	350.000	350.000	350.000



### HDR Report TPS7H1111-QMLP

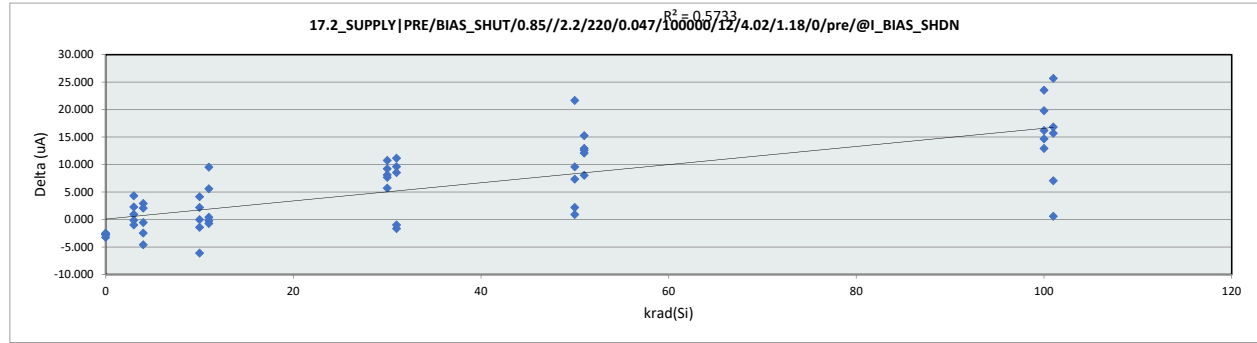
101	24	2.106	1.640	-0.466
101	25	1.875	1.844	-0.031
	Max	2.349	1.995	-0.031
	Average	2.095	1.226	-0.868
	Min	1.869	0.824	-1.321
	Std Dev	0.107	0.301	0.309



# HDR Report TPS7H1111-QMLP

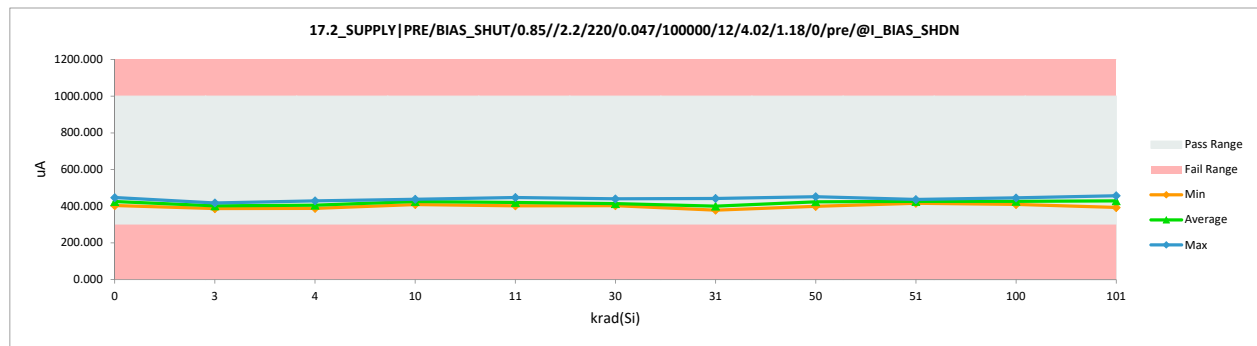
		17.2_SUPPLY PRE BIAS_S	
Test Site		Dallas	Dallas
Tester		ETS-364	ETS-364
Test Number		EB6938	EB6938
Unit		uA	uA
Max Limit		1000	1000
Min Limit		300	300

krad(Si)	Serial #	Pre	Post	Delta
0	51	439.413	436.169	-3.244
0	52	436.850	434.114	-2.736
0	53	407.934	405.151	-2.783
0	54	405.771	403.236	-2.535
0	55	449.516	447.029	-2.487
3	26	386.758	386.617	-0.141
3	27	417.229	418.169	0.940
3	28	396.689	400.997	4.308
3	29	402.849	405.129	2.280
3	30	398.631	397.648	-0.983
4	1	405.343	408.265	2.922
4	2	399.864	399.313	-0.551
4	3	406.236	401.646	-4.590
4	4	431.662	429.213	-2.449
4	5	385.999	388.085	2.086
10	31	439.248	437.834	-1.414
10	32	428.162	428.133	-0.029
10	33	415.078	417.269	2.191
10	34	404.644	408.789	4.145
10	35	440.110	434.011	-6.099
11	6	447.434	447.204	-0.230
11	7	396.770	402.362	5.592
11	8	426.126	435.663	9.537
11	9	401.772	402.190	0.418
11	10	414.734	414.009	-0.725
30	36	432.083	439.752	7.669
30	37	395.387	406.135	10.748
30	38	393.511	402.749	9.238
30	39	408.509	416.626	8.117
30	40	397.251	402.980	5.729
31	15	374.473	383.006	8.533
31	16	379.490	378.518	-0.972
31	17	430.775	441.922	11.147
31	18	397.960	396.321	-1.639
31	19	393.427	403.046	9.619
50	41	403.932	411.282	7.350
50	42	425.355	427.545	2.190
50	43	408.209	429.869	21.660
50	44	397.935	398.857	0.922
50	45	442.336	451.911	9.575
51	11	416.841	432.109	15.268
51	12	416.717	429.641	12.924
51	13	403.155	415.755	12.600
51	14	408.381	416.426	8.045
51	20	424.450	436.547	12.097
100	46	425.514	441.701	16.187
100	47	402.199	422.014	19.815
100	48	399.948	414.624	14.676
100	49	421.834	445.349	23.515
100	50	396.564	409.492	12.928
101	21	385.993	393.035	7.042
101	22	441.374	457.077	15.703
101	23	438.595	455.437	16.842



		17.2_SUPPLY PRE BIAS_S	
Test Site		Dallas	Dallas
Tester		ETS-364	ETS-364
Test Number		EB6938	EB6938
Unit		uA	uA
Max Limit		1000	1000
Min Limit		300	300

krad(Si)	0	3	4	10	11	30	31	50	51	100	101
LL	300.000	300.000	300.000	300.000	300.000	300.000	300.000	300.000	300.000	300.000	300.000
Min	403.236	386.617	388.085	408.789	402.190	402.749	378.518	398.857	415.755	409.492	393.035
Average	425.140	401.712	405.304	425.207	420.286	413.648	400.563	423.893	426.096	426.636	429.637
Max	447.029	418.169	429.213	437.834	447.204	439.752	441.922	451.911	436.547	445.349	457.077
UL	1000.000	1000.000	1000.000	1000.000	1000.000	1000.000	1000.000	1000.000	1000.000	1000.000	1000.000



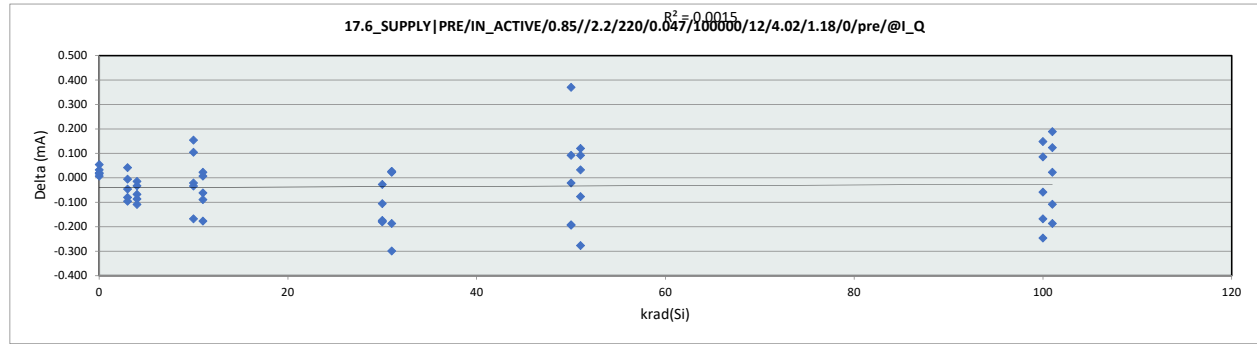
### HDR Report TPS7H1111-QMLP

101	24	415.056	440.729	25.673
101	25	401.306	401.909	0.603
	Max	449.516	457.077	25.673
	Average	412.061	418.011	5.950
	Min	374.473	378.518	-6.099
	Std Dev	18.431	19.839	7.714

# HDR Report TPS7H1111-QMLP

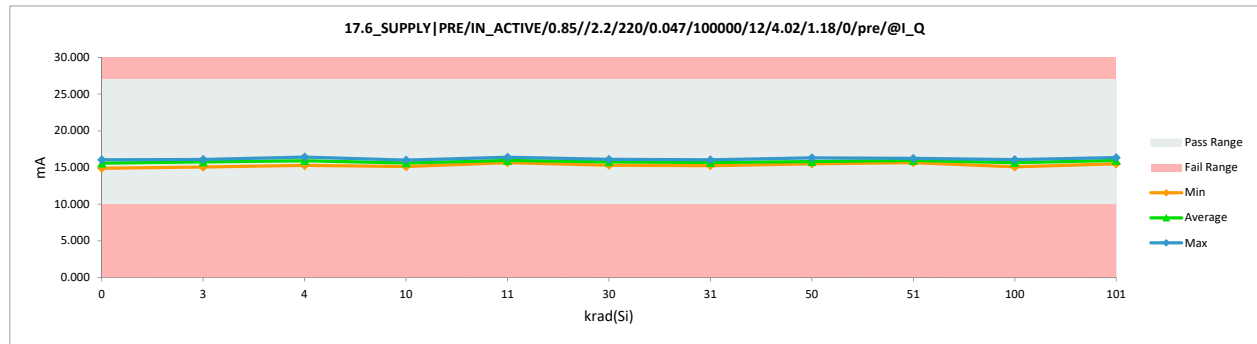
		17.6_SUPPLY PRE IN_ACT	
Test Site		Dallas	Dallas
Tester		ETS-364	ETS-364
Test Number		EB6938	EB6938
Unit		mA	mA
Max Limit		27	27
Min Limit		10	10

krad(Si)	Serial #	Pre	Post	Delta
0	51	15.872	15.926	0.054
0	52	15.687	15.704	0.017
0	53	16.016	16.048	0.033
0	54	14.880	14.887	0.007
0	55	15.346	15.366	0.020
3	26	15.853	15.807	-0.046
3	27	15.800	15.842	0.042
3	28	15.152	15.056	-0.096
3	29	16.169	16.089	-0.080
3	30	15.966	15.961	-0.005
4	1	16.156	16.070	-0.086
4	2	16.457	16.424	-0.033
4	3	15.387	15.278	-0.109
4	4	15.772	15.757	-0.014
4	5	16.113	16.045	-0.068
10	31	15.744	15.576	-0.168
10	32	15.465	15.444	-0.021
10	33	15.856	16.011	0.154
10	34	15.159	15.125	-0.033
10	35	15.778	15.882	0.104
11	6	15.781	15.720	-0.061
11	7	15.644	15.651	0.007
11	8	16.516	16.339	-0.177
11	9	15.719	15.742	0.023
11	10	16.485	16.396	-0.089
30	36	16.125	16.098	-0.027
30	37	16.113	15.936	-0.177
30	38	15.988	15.807	-0.180
30	39	15.409	15.304	-0.105
30	40	15.872	15.698	-0.174
31	15	15.399	15.422	0.023
31	16	16.110	15.810	-0.299
31	17	15.828	15.854	0.026
31	18	15.428	15.241	-0.187
31	19	16.013	16.039	0.026
50	41	15.693	15.501	-0.193
50	42	15.938	16.308	0.370
50	43	16.156	15.964	-0.193
50	44	15.562	15.541	-0.021
50	45	15.568	15.660	0.092
51	11	15.700	15.792	0.092
51	12	16.150	15.873	-0.277
51	13	16.297	16.220	-0.077
51	14	16.113	16.233	0.120
51	20	15.625	15.657	0.032
100	46	15.775	15.529	-0.246
100	47	15.922	16.070	0.148
100	48	15.130	15.072	-0.059
100	49	15.862	15.695	-0.168
100	50	15.809	15.895	0.086
101	21	15.600	15.491	-0.108
101	22	16.219	16.342	0.123
101	23	16.100	15.914	-0.187



		17.6_SUPPLY PRE I	
Test Site		Dallas	
Tester		ETS-364	
Test Number		EB6938	
Max Limit		27	mA
Min Limit		10	mA

krad(Si)	0	3	4	10	11	30	31	50	51	100	101
LL	10.000	10.000	10.000	10.000	10.000	10.000	10.000	10.000	10.000	10.000	10.000
Min	14.887	15.056	15.279	15.125	15.651	15.304	15.241	15.501	15.657	15.072	15.491
Average	15.586	15.751	15.915	15.608	15.969	15.768	15.673	15.795	15.955	15.652	15.948
Max	16.048	16.089	16.424	16.011	16.396	16.098	16.039	16.308	16.233	16.070	16.342
UL	27.000	27.000	27.000	27.000	27.000	27.000	27.000	27.000	27.000	27.000	27.000



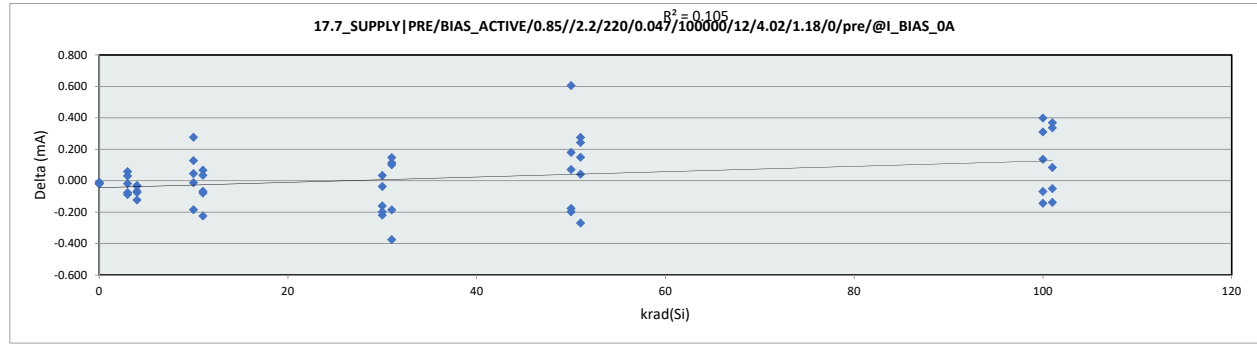
### HDR Report TPS7H1111-QMLP

101	24	15.734	15.757	0.023
101	25	16.047	16.236	0.189
	Max	16.516	16.424	0.370
	Average	15.819	15.784	-0.036
	Min	14.880	14.887	-0.299
	Std Dev	0.347	0.358	0.127

# HDR Report TPS7H1111-QMLP

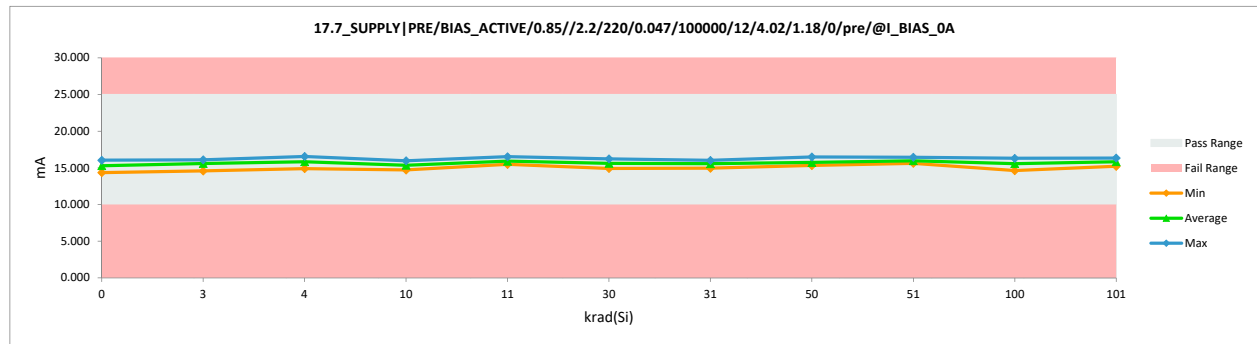
17.7_SUPPLY PRE BIAS_A		
Test Site	Dallas	Dallas
Tester	ETS-364	ETS-364
Test Number	EB6938	EB6938
Unit	mA	mA
Max Limit	25	25
Min Limit	10	10

krad(Si)	Serial #	Pre	Post	Delta
0	51	15.527	15.514	-0.012
0	52	15.466	15.449	-0.017
0	53	16.043	16.032	-0.011
0	54	14.365	14.344	-0.021
0	55	15.118	15.102	-0.016
3	26	15.663	15.644	-0.019
3	27	15.640	15.698	0.057
3	28	14.658	14.570	-0.088
3	29	16.163	16.087	-0.076
3	30	15.895	15.926	0.031
4	1	16.170	16.095	-0.074
4	2	16.586	16.552	-0.035
4	3	15.012	14.890	-0.122
4	4	15.597	15.567	-0.031
4	5	16.126	16.059	-0.068
10	31	15.525	15.341	-0.184
10	32	15.105	15.150	0.045
10	33	15.683	15.960	0.276
10	34	14.723	14.710	-0.012
10	35	15.484	15.612	0.128
11	6	15.672	15.604	-0.068
11	7	15.436	15.470	0.034
11	8	16.682	16.457	-0.225
11	9	15.430	15.497	0.067
11	10	16.593	16.514	-0.079
30	36	16.188	16.221	0.033
30	37	15.969	15.749	-0.220
30	38	15.911	15.714	-0.198
30	39	14.945	14.908	-0.037
30	40	15.632	15.472	-0.160
31	15	15.038	15.186	0.147
31	16	16.138	15.763	-0.375
31	17	15.753	15.855	0.102
31	18	15.136	14.950	-0.186
31	19	15.897	16.011	0.114
50	41	15.493	15.316	-0.177
50	42	15.879	16.484	0.606
50	43	16.186	15.989	-0.197
50	44	15.364	15.435	0.071
50	45	15.244	15.424	0.180
51	11	15.372	15.615	0.243
51	12	16.022	15.754	-0.269
51	13	16.400	16.441	0.041
51	14	16.082	16.357	0.275
51	20	15.491	15.639	0.149
100	46	15.588	15.444	-0.144
100	47	15.895	16.294	0.399
100	48	14.486	14.622	0.136
100	49	15.641	15.573	-0.068
100	50	15.624	15.934	0.310
101	21	15.260	15.210	-0.050
101	22	15.967	16.336	0.368
101	23	15.951	15.814	-0.138



17.7_SUPPLY PRE BIAS_A		
Test Site	Dallas	
Tester	ETS-364	
Test Number	EB6938	
Max Limit	25	mA
Min Limit	10	mA

krad(Si)	0	3	4	10	11	30	31	50	51	100	101
LL	10.000	10.000	10.000	10.000	10.000	10.000	10.000	10.000	10.000	10.000	10.000
Min	14.344	14.570	14.890	14.710	15.470	14.908	14.951	15.316	15.615	14.622	15.210
Average	15.288	15.585	15.832	15.355	15.909	15.613	15.553	15.729	15.961	15.573	15.827
Max	16.032	16.087	16.552	15.960	16.514	16.221	16.011	16.484	16.441	16.294	16.336
UL	25.000	25.000	25.000	25.000	25.000	25.000	25.000	25.000	25.000	25.000	25.000



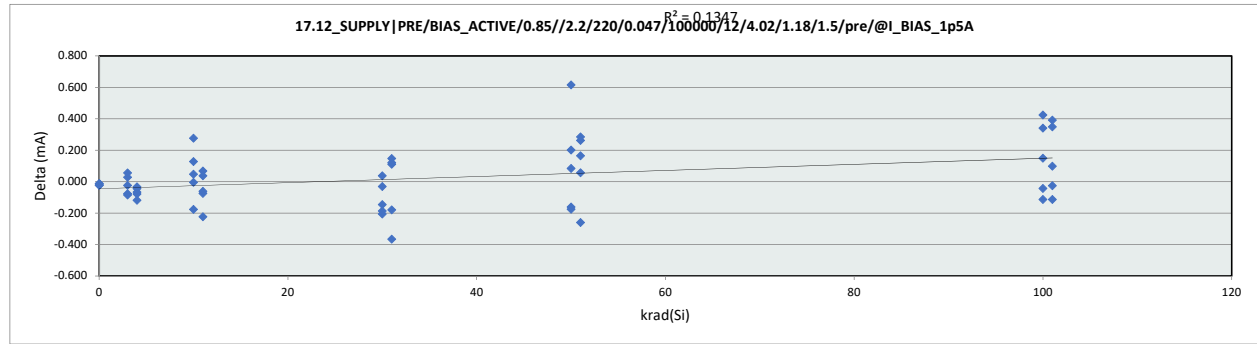
### HDR Report TPS7H1111-QMLP

101	24	15.430	15.515	0.084
101	25	15.924	16.261	0.336
	Max	16.682	16.552	0.606
	Average	15.641	15.657	0.016
	Min	14.365	14.344	-0.375
	Std Dev	0.507	0.524	0.185

# HDR Report TPS7H1111-QMLP

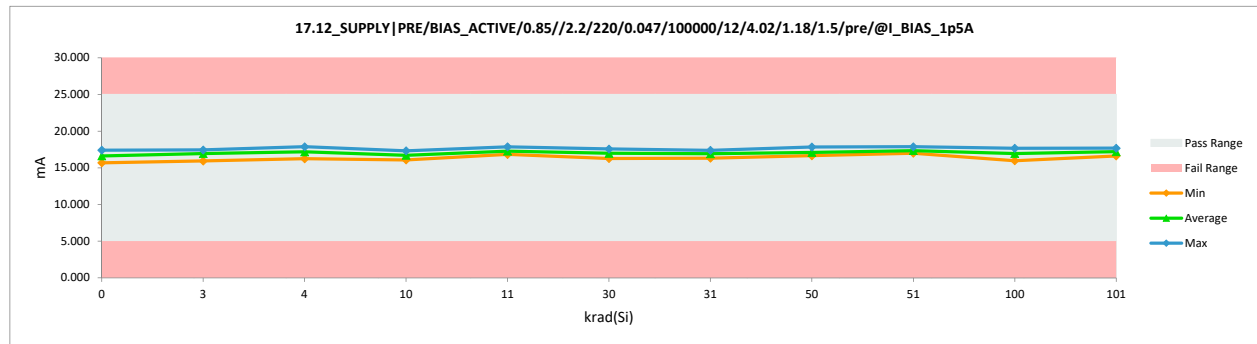
		17.12_SUPPLY PRE BIAS	
Test Site		Dallas	Dallas
Tester		ETS-364	ETS-364
Test Number		EB6938	EB6938
Unit		mA	mA
Max Limit		25	25
Min Limit		5	5

krad(Si)	Serial #	Pre	Post	Delta
0	51	16.851	16.838	-0.013
0	52	16.807	16.785	-0.022
0	53	17.413	17.400	-0.013
0	54	15.698	15.674	-0.023
0	55	16.468	16.447	-0.021
3	26	17.007	16.983	-0.023
3	27	16.973	17.028	0.055
3	28	16.009	15.925	-0.085
3	29	17.513	17.437	-0.076
3	30	17.248	17.277	0.028
4	1	17.509	17.430	-0.079
4	2	17.913	17.868	-0.044
4	3	16.346	16.228	-0.118
4	4	16.945	16.912	-0.033
4	5	17.464	17.397	-0.066
10	31	16.849	16.673	-0.177
10	32	16.457	16.504	0.047
10	33	17.051	17.326	0.276
10	34	16.075	16.071	-0.005
10	35	16.830	16.957	0.128
11	6	17.022	16.960	-0.062
11	7	16.788	16.824	0.037
11	8	18.028	17.804	-0.224
11	9	16.810	16.878	0.068
11	10	17.944	17.869	-0.075
30	36	17.526	17.563	0.037
30	37	17.363	17.157	-0.206
30	38	17.272	17.085	-0.187
30	39	16.295	16.264	-0.031
30	40	16.956	16.810	-0.146
31	15	16.407	16.555	0.147
31	16	17.477	17.112	-0.366
31	17	17.069	17.179	0.110
31	18	16.488	16.308	-0.179
31	19	17.253	17.373	0.120
50	41	16.807	16.646	-0.161
50	42	17.226	17.841	0.615
50	43	17.550	17.375	-0.175
50	44	16.705	16.790	0.084
50	45	16.603	16.804	0.201
51	11	16.727	16.989	0.262
51	12	17.370	17.110	-0.260
51	13	17.808	17.864	0.056
51	14	17.420	17.704	0.285
51	20	16.837	17.002	0.165
100	46	16.936	16.822	-0.114
100	47	17.239	17.663	0.424
100	48	15.807	15.956	0.149
100	49	17.001	16.957	-0.043
100	50	16.962	17.302	0.340
101	21	16.635	16.610	-0.025
101	22	17.287	17.678	0.391
101	23	17.317	17.204	-0.113



		17.12_SUPPLY PRE BIAS	
Test Site		Dallas	Dallas
Tester		ETS-364	ETS-364
Test Number		EB6938	EB6938
Unit		mA	mA
Max Limit		25	25
Min Limit		5	5

krad(Si)	0	3	4	10	11	30	31	50	51	100	101
LL	5.000	5.000	5.000	5.000	5.000	5.000	5.000	5.000	5.000	5.000	5.000
Min	15.674	15.925	16.228	16.071	16.824	16.264	16.308	16.646	16.989	15.956	16.610
Average	16.629	16.930	17.167	16.706	17.267	16.976	16.905	17.091	17.334	16.940	17.194
Max	17.400	17.437	17.869	17.327	17.869	17.563	17.373	17.841	17.864	17.663	17.678
UL	25.000	25.000	25.000	25.000	25.000	25.000	25.000	25.000	25.000	25.000	25.000



### HDR Report TPS7H1111-QMLP

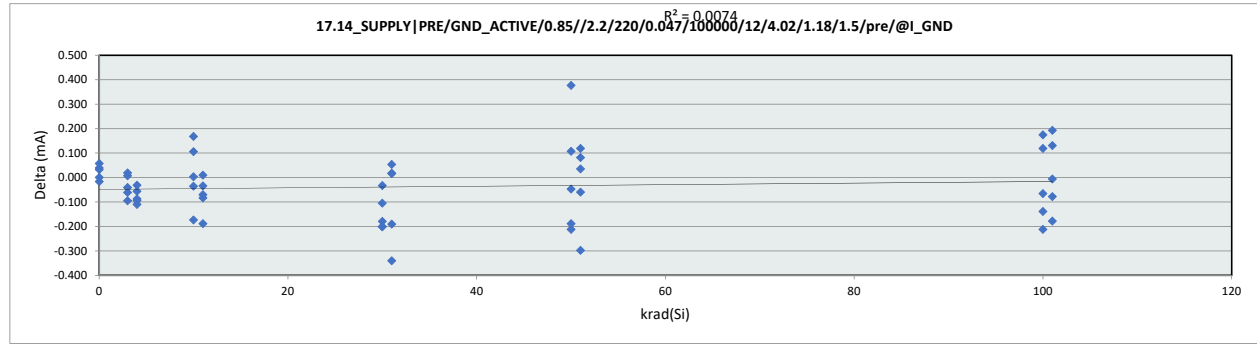
101	24	16.772	16.871	0.098
101	25	17.258	17.607	0.349
	Max	18.028	17.869	0.615
	Average	16.989	17.013	0.024
	Min	15.698	15.674	-0.366
	Std Dev	0.509	0.527	0.187



# HDR Report TPS7H1111-QMLP

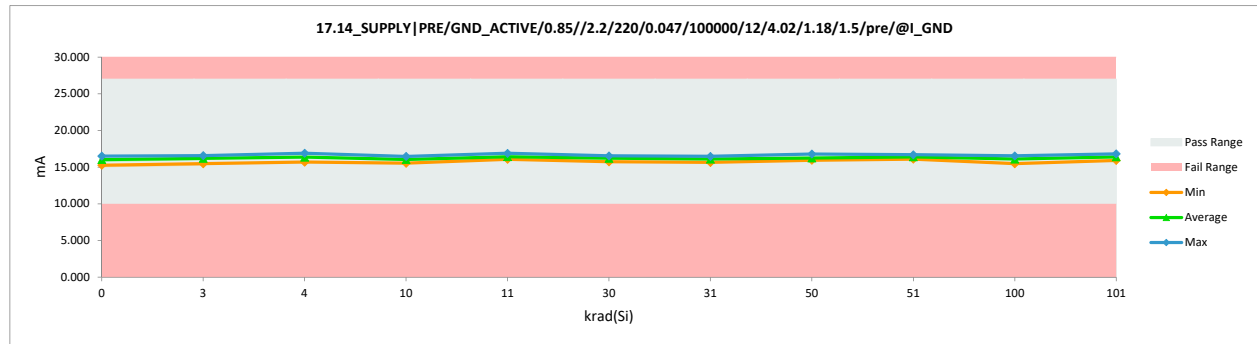
		17.14_SUPPLY PRE/GND	
Test Site		Dallas	Dallas
Tester		ETS-364	ETS-364
Test Number		EB6938	EB6938
Unit		mA	mA
Max Limit		27	27
Min Limit		10	10

krad(Si)	Serial #	Pre	Post	Delta
0	51	16.347	16.404	0.057
0	52	16.124	16.157	0.033
0	53	16.469	16.508	0.039
0	54	15.281	15.264	-0.016
0	55	15.789	15.790	0.000
3	26	16.324	16.283	-0.041
3	27	16.250	16.269	0.018
3	28	15.564	15.469	-0.095
3	29	16.629	16.568	-0.061
3	30	16.422	16.429	0.007
4	1	16.647	16.552	-0.095
4	2	16.939	16.908	-0.031
4	3	15.798	15.688	-0.110
4	4	16.254	16.198	-0.056
4	5	16.581	16.494	-0.087
10	31	16.165	15.992	-0.173
10	32	15.872	15.875	0.003
10	33	16.292	16.459	0.168
10	34	15.570	15.535	-0.036
10	35	16.207	16.313	0.106
11	6	16.245	16.175	-0.070
11	7	16.106	16.072	-0.034
11	8	16.986	16.797	-0.189
11	9	16.158	16.167	0.010
11	10	16.975	16.892	-0.083
30	36	16.571	16.538	-0.033
30	37	16.584	16.384	-0.200
30	38	16.434	16.255	-0.180
30	39	15.833	15.728	-0.105
30	40	16.339	16.138	-0.202
31	15	15.806	15.859	0.053
31	16	16.579	16.238	-0.341
31	17	16.270	16.286	0.016
31	18	15.840	15.649	-0.190
31	19	16.459	16.476	0.017
50	41	16.153	15.940	-0.212
50	42	16.409	16.785	0.377
50	43	16.619	16.430	-0.189
50	44	16.015	15.967	-0.047
50	45	15.971	16.078	0.107
51	11	16.158	16.239	0.082
51	12	16.604	16.306	-0.298
51	13	16.733	16.673	-0.060
51	14	16.575	16.694	0.119
51	20	16.056	16.091	0.035
100	46	16.185	15.973	-0.212
100	47	16.360	16.534	0.174
100	48	15.537	15.472	-0.065
100	49	16.308	16.170	-0.139
100	50	16.240	16.359	0.119
101	21	16.000	15.922	-0.078
101	22	16.675	16.806	0.131
101	23	16.552	16.373	-0.178



		17.14_SUPPLY PRE/	
Test Site		Dallas	
Tester		ETS-364	
Test Number		EB6938	
Max Limit		27	mA
Min Limit		10	mA

krad(Si)	0	3	4	10	11	30	31	50	51	100	101
LL	10.000	10.000	10.000	10.000	10.000	10.000	10.000	10.000	10.000	10.000	10.000
Min	15.264	15.469	15.688	15.535	16.072	15.728	15.649	15.940	16.091	15.472	15.922
Average	16.025	16.203	16.368	16.035	16.421	16.208	16.102	16.240	16.401	16.101	16.401
Max	16.509	16.568	16.908	16.460	16.892	16.538	16.476	16.786	16.694	16.534	16.806
UL	27.000	27.000	27.000	27.000	27.000	27.000	27.000	27.000	27.000	27.000	27.000



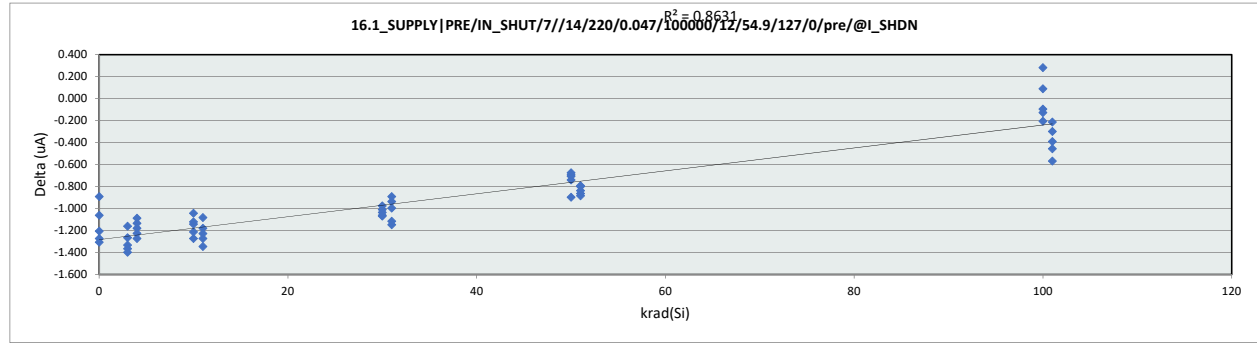
### HDR Report TPS7H1111-QMLP

101	24	16.210	16.205	-0.006
101	25	16.508	16.701	0.193
	Max	16.986	16.908	0.377
	Average	16.265	16.228	-0.037
	Min	15.281	15.264	-0.341
	Std Dev	0.366	0.378	0.132

# HDR Report TPS7H1111-QMLP

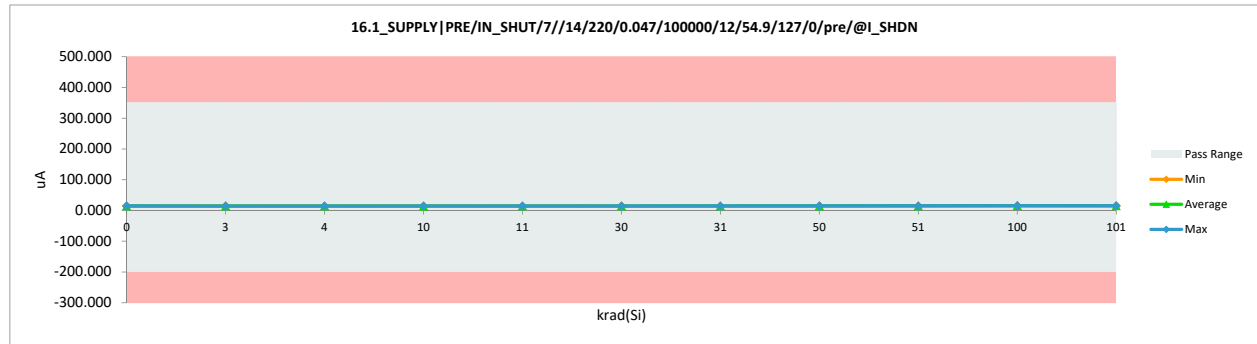
		16.1_SUPPLY PRE IN_SHU	
Test Site		Dallas	Dallas
Tester		ETS-364	ETS-364
Test Number		EB6938	EB6938
Unit		uA	uA
Max Limit		350	350
Min Limit		-200	-200

krad(Si)	Serial #	Pre	Post	Delta
0	51	15.799	14.908	-0.891
0	52	15.378	14.316	-1.062
0	53	15.246	13.973	-1.273
0	54	15.285	14.079	-1.206
0	55	15.687	14.381	-1.306
3	26	15.582	14.250	-1.332
3	27	15.549	14.184	-1.365
3	28	15.693	14.296	-1.397
3	29	15.443	14.283	-1.160
3	30	15.443	14.177	-1.266
4	1	15.772	14.546	-1.226
4	2	15.233	13.960	-1.273
4	3	15.739	14.559	-1.180
4	4	15.575	14.441	-1.134
4	5	15.127	14.039	-1.088
10	31	15.364	14.092	-1.272
10	32	15.187	14.144	-1.043
10	33	15.305	14.092	-1.213
10	34	15.509	14.388	-1.121
10	35	15.233	14.092	-1.141
11	6	15.621	14.276	-1.345
11	7	15.141	13.914	-1.227
11	8	15.266	14.184	-1.082
11	9	15.634	14.454	-1.180
11	10	15.733	14.460	-1.273
30	36	15.608	14.599	-1.009
30	37	15.404	14.335	-1.069
30	38	15.489	14.427	-1.062
30	39	15.371	14.335	-1.036
30	40	15.226	14.250	-0.976
31	15	15.220	14.329	-0.891
31	16	15.213	14.098	-1.115
31	17	15.470	14.322	-1.148
31	18	15.338	14.401	-0.937
31	19	15.292	14.296	-0.996
50	41	15.049	14.375	-0.674
50	42	15.595	14.888	-0.707
50	43	15.753	15.013	-0.740
50	44	15.371	14.678	-0.693
50	45	15.410	14.513	-0.897
51	11	15.535	14.651	-0.884
51	12	15.305	14.506	-0.799
51	13	15.272	14.408	-0.864
51	14	15.318	14.526	-0.792
51	20	15.305	14.467	-0.838
100	46	15.634	15.507	-0.127
100	47	15.127	15.408	0.281
100	48	15.174	15.263	0.089
100	49	15.535	15.329	-0.206
100	50	15.562	15.467	-0.095
101	21	14.858	14.559	-0.299
101	22	15.904	15.448	-0.456
101	23	15.608	15.217	-0.391



		16.1_SUPPLY PRE I	
Test Site		Dallas	
Tester		ETS-364	
Test Number		EB6938	
Max Limit		350	uA
Min Limit		-200	uA

krad(Si)	0	3	4	10	11	30	31	50	51	100	101
LL	-200.000	-200.000	-200.000	-200.000	-200.000	-200.000	-200.000	-200.000	-200.000	-200.000	-200.000
Min	13.973	14.177	13.960	14.092	13.914	14.250	14.098	14.375	14.408	15.263	14.559
Average	14.331	14.238	14.309	14.162	14.258	14.389	14.289	14.693	14.512	15.395	15.120
Max	14.908	14.296	14.559	14.388	14.460	14.599	14.401	15.013	14.651	15.507	15.448
UL	350.000	350.000	350.000	350.000	350.000	350.000	350.000	350.000	350.000	350.000	350.000



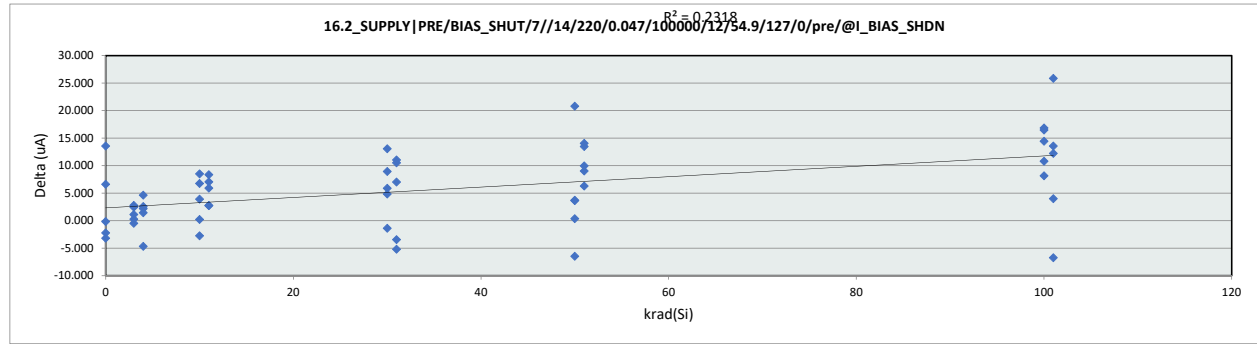
### HDR Report TPS7H1111-QMLP

101	24	15.608	15.039	-0.569
101	25	15.549	15.336	-0.213
	Max	15.904	15.507	0.281
	Average	15.430	14.518	-0.912
	Min	14.858	13.914	-1.397
	Std Dev	0.217	0.430	0.397

# HDR Report TPS7H1111-QMLP

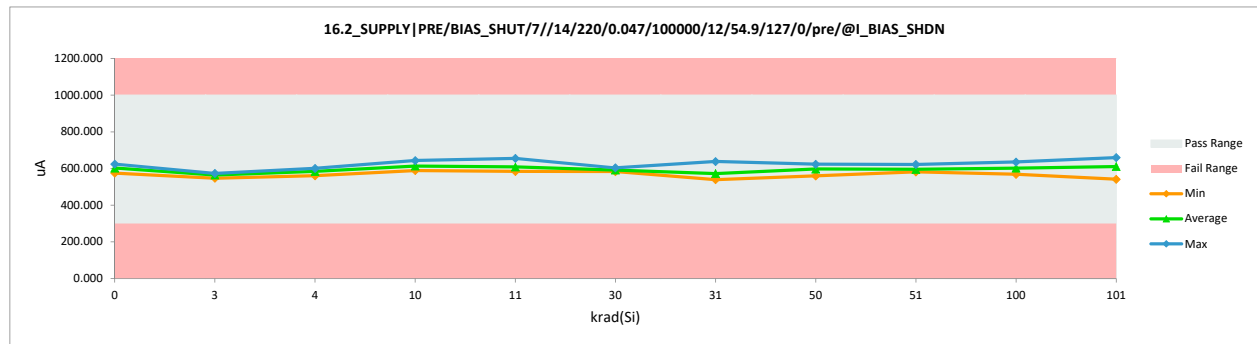
		16.2_SUPPLY PRE BIAS_S	
Test Site		Dallas	Dallas
Tester		ETS-364	ETS-364
Test Number		EB6938	EB6938
Unit		uA	uA
Max Limit		1000	1000
Min Limit		300	300

krad(Si)	Serial #	Pre	Post	Delta
0	51	608.931	606.706	-2.225
0	52	624.759	621.567	-3.192
0	53	571.348	584.911	13.563
0	54	574.714	574.541	-0.173
0	55	617.276	623.872	6.596
3	26	544.509	546.955	2.446
3	27	573.165	573.420	0.255
3	28	559.248	562.010	2.762
3	29	567.936	569.041	1.105
3	30	573.265	572.761	-0.504
4	1	557.980	560.161	2.181
4	2	577.165	581.781	4.616
4	3	580.880	583.458	2.578
4	4	605.284	600.596	-4.688
4	5	591.810	593.250	1.440
10	31	642.870	643.090	0.220
10	32	597.826	601.718	3.892
10	33	602.478	609.226	6.748
10	34	580.068	588.575	8.507
10	35	624.816	622.051	-2.765
11	6	652.248	654.984	2.736
11	7	575.510	583.868	8.358
11	8	602.971	608.870	5.899
11	9	578.857	585.901	7.044
11	10	605.603	608.355	2.752
30	36	597.739	603.614	5.875
30	37	570.175	583.240	13.065
30	38	599.727	598.326	-1.401
30	39	580.817	585.635	4.818
30	40	577.564	586.491	8.927
31	15	561.449	572.464	11.015
31	16	544.140	538.953	-5.187
31	17	627.572	638.086	10.514
31	18	555.692	552.246	-3.446
31	19	550.771	557.797	7.026
50	41	555.714	559.343	3.629
50	42	590.283	590.630	0.347
50	43	601.504	622.304	20.800
50	44	596.924	590.439	-6.485
50	45	619.324	623.035	3.711
51	11	608.509	621.988	13.479
51	12	582.241	591.251	9.010
51	13	575.067	581.344	6.277
51	14	575.317	589.365	14.048
51	20	582.634	592.582	9.948
100	46	614.903	631.377	16.474
100	47	586.181	603.036	16.855
100	48	563.550	571.705	8.155
100	49	620.769	635.197	14.428
100	50	557.618	568.407	10.789
101	21	537.210	541.199	3.989
101	22	646.051	659.610	13.559
101	23	641.487	653.719	12.232



		16.2_SUPPLY PRE BIAS_S	
Test Site		Dallas	Dallas
Tester		ETS-364	ETS-364
Test Number		EB6938	EB6938
Unit		uA	uA
Max Limit		1000	1000
Min Limit		300	300

krad(Si)	0	3	4	10	11	30	31	50	51	100	101
LL	300.000	300.000	300.000	300.000	300.000	300.000	300.000	300.000	300.000	300.000	300.000
Min	574.541	546.955	560.161	588.575	583.868	583.240	538.953	559.343	581.344	568.407	541.199
Average	602.319	564.837	583.849	612.932	608.396	591.461	571.909	597.150	595.306	601.944	610.375
Max	623.872	573.420	600.596	643.090	654.984	603.614	638.086	623.035	621.988	635.197	659.610
UL	1000.000	1000.000	1000.000	1000.000	1000.000	1000.000	1000.000	1000.000	1000.000	1000.000	1000.000



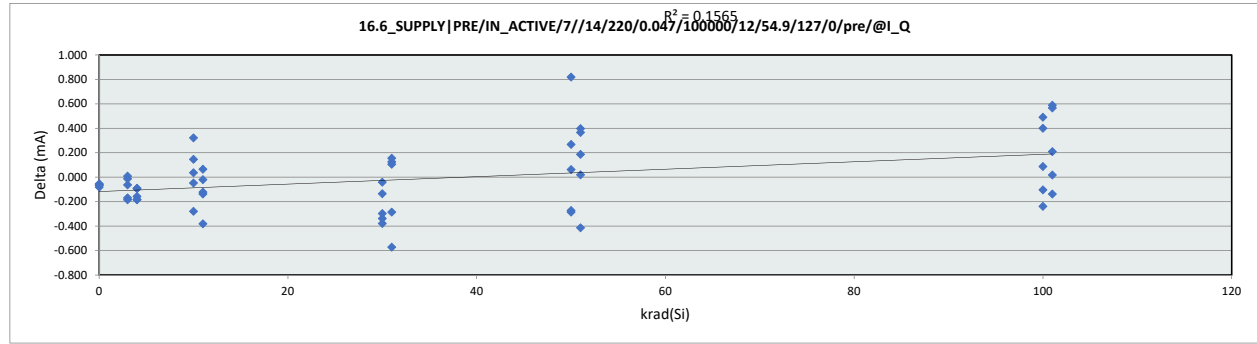
### HDR Report TPS7H1111-QMLP

101	24	616.914	642.778	25.864
101	25	561.318	554.567	-6.751
	Max	652.248	659.610	25.864
	Average	588.921	594.589	5.668
	Min	537.210	538.953	-6.751
	Std Dev	27.805	29.777	6.937

# HDR Report TPS7H1111-QMLP

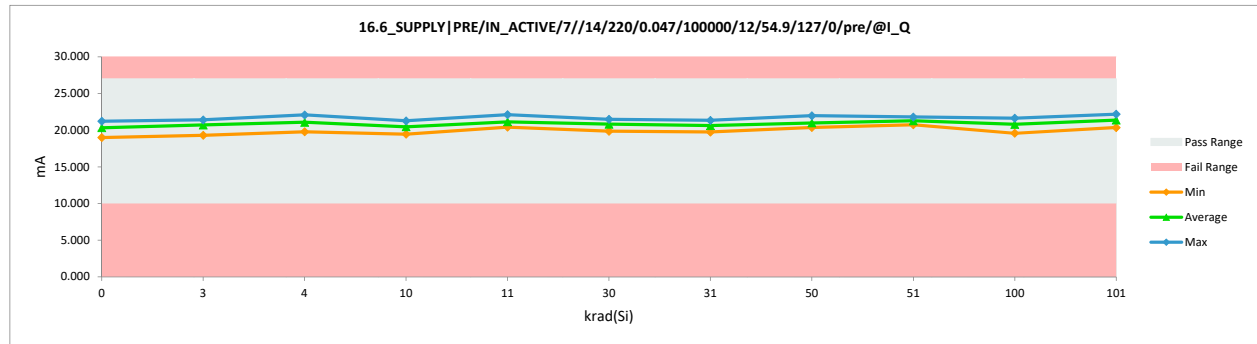
16.6_SUPPLY PRE IN_ACT		
Test Site	Dallas	Dallas
Tester	ETS-364	ETS-364
Test Number	EB6938	EB6938
Unit	mA	mA
Max Limit	27	27
Min Limit	10	10

krad(Si)	Serial #	Pre	Post	Delta
0	51	20.989	20.923	-0.066
0	52	20.623	20.557	-0.066
0	53	21.280	21.220	-0.060
0	54	19.050	18.996	-0.054
0	55	20.041	19.959	-0.082
3	26	20.876	20.813	-0.063
3	27	20.867	20.876	0.009
3	28	19.485	19.299	-0.186
3	29	21.574	21.405	-0.169
3	30	21.164	21.151	-0.013
4	1	21.543	21.361	-0.182
4	2	22.178	22.084	-0.094
4	3	19.966	19.781	-0.185
4	4	20.876	20.785	-0.091
4	5	21.521	21.364	-0.157
10	31	20.714	20.435	-0.279
10	32	20.110	20.147	0.037
10	33	20.955	21.276	0.322
10	34	19.497	19.449	-0.048
10	35	20.817	20.963	0.146
11	6	20.751	20.629	-0.123
11	7	20.429	20.410	-0.019
11	8	22.218	21.837	-0.382
11	9	20.586	20.651	0.065
11	10	22.250	22.112	-0.138
30	36	21.518	21.477	-0.041
30	37	21.539	21.161	-0.379
30	38	21.227	20.888	-0.338
30	39	19.991	19.856	-0.135
30	40	20.961	20.663	-0.298
31	15	20.032	20.188	0.156
31	16	21.455	20.882	-0.573
31	17	20.845	20.951	0.106
31	18	20.029	19.743	-0.285
31	19	21.208	21.333	0.125
50	41	20.654	20.369	-0.285
50	42	21.145	21.965	0.819
50	43	21.705	21.433	-0.272
50	44	20.401	20.463	0.062
50	45	20.392	20.660	0.268
51	11	20.626	21.023	0.397
51	12	21.471	21.057	-0.413
51	13	21.730	21.749	0.019
51	14	21.427	21.793	0.366
51	20	20.545	20.732	0.187
100	46	20.805	20.566	-0.238
100	47	21.139	21.630	0.491
100	48	19.497	19.584	0.087
100	49	20.973	20.870	-0.104
100	50	20.895	21.295	0.400
101	21	20.342	20.360	0.018
101	22	21.611	22.177	0.566
101	23	21.474	21.336	-0.138



16.6_SUPPLY PRE I		
Test Site	Dallas	
Tester	ETS-364	
Test Number	EB6938	
Max Limit	27	mA
Min Limit	10	mA

krad(Si)	0	3	4	10	11	30	31	50	51	100	101
LL	10.000	10.000	10.000	10.000	10.000	10.000	10.000	10.000	10.000	10.000	10.000
Min	18.996	19.299	19.781	19.449	20.410	19.856	19.743	20.369	20.732	19.584	20.360
Average	20.331	20.709	21.075	20.454	21.128	20.809	20.619	20.978	21.271	20.789	21.367
Max	21.220	21.405	22.084	21.276	22.112	21.477	21.333	21.965	21.793	21.630	22.178
UL	27.000	27.000	27.000	27.000	27.000	27.000	27.000	27.000	27.000	27.000	27.000



### HDR Report TPS7H1111-QMLP

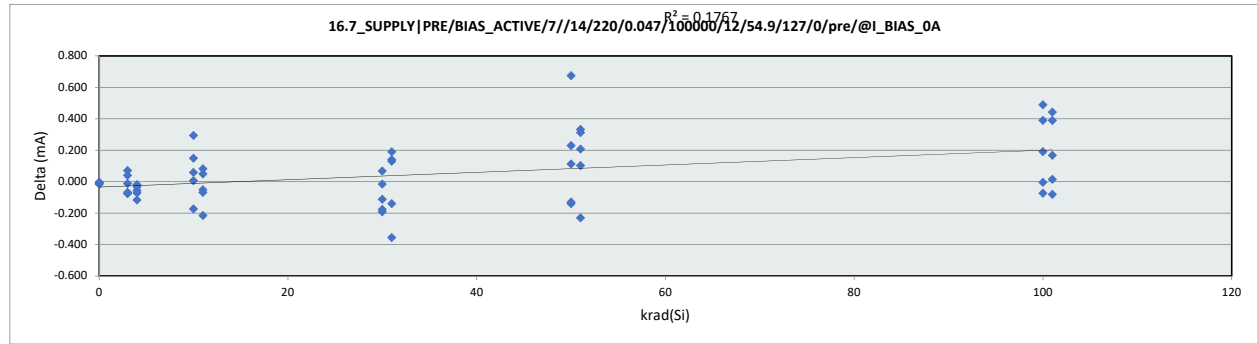
101	24	20.814	21.023	0.209
101	25	21.349	21.937	0.588
	Max	22.250	22.177	0.819
	Average	20.876	20.866	-0.009
	Min	19.050	18.996	-0.573
	Std Dev	0.701	0.736	0.273



# HDR Report TPS7H1111-QMLP

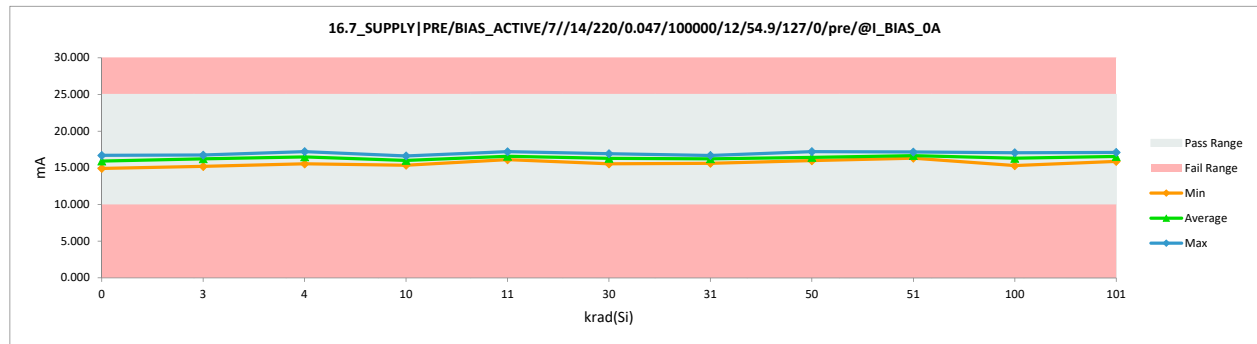
16.7_SUPPLY PRE BIAS_A		
Test Site	Dallas	Dallas
Tester	ETS-364	ETS-364
Test Number	EB6938	EB6938
Unit	mA	mA
Max Limit	25	25
Min Limit	10	10

krad(Si)	Serial #	Pre	Post	Delta
0	51	16.167	16.161	-0.006
0	52	16.107	16.091	-0.016
0	53	16.698	16.695	-0.003
0	54	14.940	14.926	-0.014
0	55	15.734	15.724	-0.010
3	26	16.288	16.277	-0.011
3	27	16.270	16.340	0.070
3	28	15.262	15.185	-0.077
3	29	16.804	16.736	-0.068
3	30	16.532	16.572	0.040
4	1	16.798	16.726	-0.072
4	2	17.235	17.202	-0.033
4	3	15.652	15.535	-0.116
4	4	16.247	16.228	-0.019
4	5	16.806	16.749	-0.056
10	31	16.178	16.005	-0.173
10	32	15.733	15.791	0.058
10	33	16.333	16.626	0.294
10	34	15.340	15.346	0.006
10	35	16.119	16.268	0.150
11	6	16.328	16.277	-0.051
11	7	16.054	16.104	0.050
11	8	17.334	17.119	-0.215
11	9	16.075	16.157	0.082
11	10	17.256	17.188	-0.068
30	36	16.849	16.917	0.068
30	37	16.639	16.447	-0.192
30	38	16.587	16.411	-0.176
30	39	15.553	15.537	-0.016
30	40	16.263	16.150	-0.113
31	15	15.662	15.852	0.190
31	16	16.776	16.421	-0.356
31	17	16.414	16.544	0.129
31	18	15.757	15.617	-0.140
31	19	16.535	16.676	0.141
50	41	16.104	15.974	-0.130
50	42	16.533	17.208	0.675
50	43	16.864	16.723	-0.140
50	44	16.002	16.115	0.113
50	45	15.868	16.097	0.230
51	11	15.998	16.310	0.312
51	12	16.663	16.433	-0.230
51	13	17.043	17.146	0.102
51	14	16.736	17.068	0.332
51	20	16.114	16.321	0.207
100	46	16.272	16.199	-0.073
100	47	16.562	17.051	0.489
100	48	15.100	15.291	0.191
100	49	16.302	16.297	-0.004
100	50	16.257	16.647	0.390
101	21	15.856	15.872	0.015
101	22	16.656	17.099	0.443
101	23	16.619	16.538	-0.081



16.7_SUPPLY PRE B		
Test Site	Dallas	
Tester	ETS-364	
Test Number	EB6938	
Max Limit	25	mA
Min Limit	10	mA

krad(Si)	0	3	4	10	11	30	31	50	51	100	101
LL	10.000	10.000	10.000	10.000	10.000	10.000	10.000	10.000	10.000	10.000	10.000
Min	14.926	15.185	15.535	15.346	16.104	15.537	15.617	15.974	16.310	15.291	15.872
Average	15.920	16.222	16.488	16.007	16.569	16.292	16.222	16.423	16.655	16.297	16.542
Max	16.695	16.736	17.202	16.627	17.188	16.917	16.676	17.208	17.146	17.051	17.099
UL	25.000	25.000	25.000	25.000	25.000	25.000	25.000	25.000	25.000	25.000	25.000



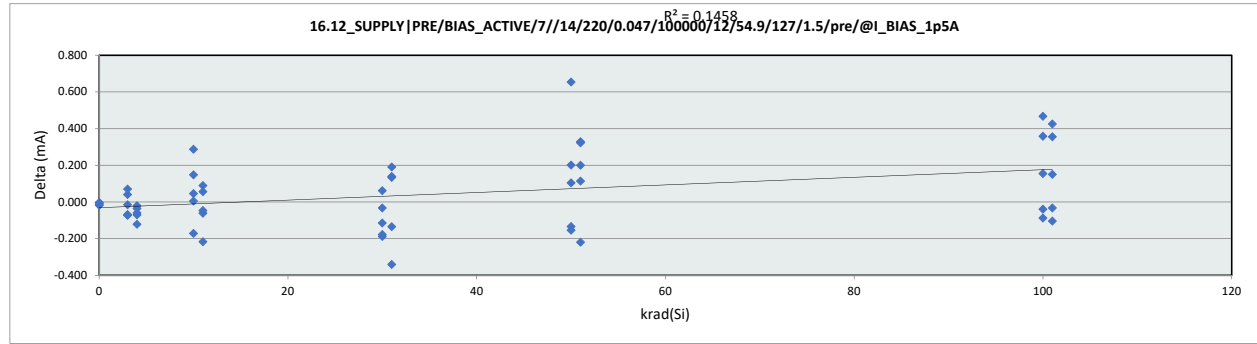
### HDR Report TPS7H1111-QMLP

101	24	16.097	16.264	0.167
101	25	16.550	16.940	0.389
	Max	17.334	17.208	0.675
	Average	16.282	16.331	0.049
	Min	14.940	14.926	-0.356
	Std Dev	0.522	0.544	0.197

# HDR Report TPS7H1111-QMLP

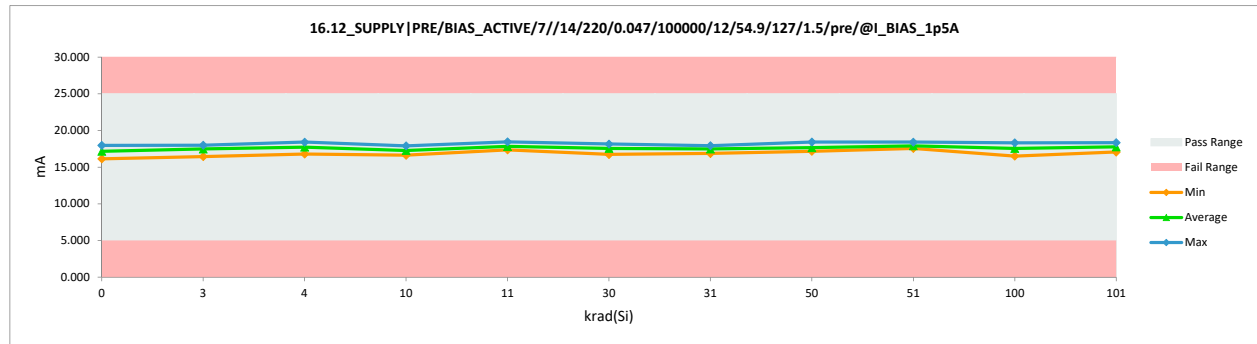
		16.12_SUPPLY PRE BIAS	
Test Site		Dallas	Dallas
Tester		ETS-364	ETS-364
Test Number		EB6938	EB6938
Unit		mA	mA
Max Limit		25	25
Min Limit		5	5

krad(Si)	Serial #	Pre	Post	Delta
0	51	17.401	17.397	-0.004
0	52	17.367	17.350	-0.017
0	53	17.975	17.971	-0.004
0	54	16.152	16.136	-0.016
0	55	16.931	16.921	-0.010
3	26	17.541	17.526	-0.015
3	27	17.504	17.574	0.070
3	28	16.514	16.442	-0.073
3	29	18.057	17.989	-0.068
3	30	17.799	17.840	0.041
4	1	17.957	17.886	-0.070
4	2	18.448	18.413	-0.035
4	3	16.916	16.795	-0.121
4	4	17.514	17.494	-0.020
4	5	18.097	18.037	-0.059
10	31	17.444	17.272	-0.171
10	32	16.988	17.033	0.045
10	33	17.611	17.898	0.287
10	34	16.625	16.630	0.005
10	35	17.375	17.523	0.148
11	6	17.595	17.549	-0.046
11	7	17.298	17.354	0.056
11	8	18.548	18.331	-0.216
11	9	17.385	17.475	0.089
11	10	18.506	18.444	-0.062
30	36	18.088	18.150	0.062
30	37	17.973	17.786	-0.188
30	38	17.889	17.711	-0.178
30	39	16.767	16.734	-0.033
30	40	17.503	17.388	-0.115
31	15	16.947	17.138	0.191
31	16	18.019	17.679	-0.340
31	17	17.656	17.791	0.134
31	18	17.004	16.869	-0.135
31	19	17.781	17.921	0.139
50	41	17.290	17.156	-0.134
50	42	17.766	18.420	0.654
50	43	18.157	18.003	-0.154
50	44	17.268	17.372	0.104
50	45	17.129	17.330	0.201
51	11	17.251	17.580	0.328
51	12	17.896	17.677	-0.219
51	13	18.297	18.411	0.114
51	14	18.000	18.322	0.322
51	20	17.362	17.562	0.200
100	46	17.573	17.486	-0.087
100	47	17.845	18.312	0.467
100	48	16.348	16.503	0.155
100	49	17.604	17.565	-0.039
100	50	17.514	17.872	0.358
101	21	17.095	17.063	-0.033
101	22	17.913	18.338	0.425
101	23	17.889	17.784	-0.105



		16.12_SUPPLY PRE BIAS	
Test Site		Dallas	Dallas
Tester		ETS-364	ETS-364
Test Number		EB6938	EB6938
Max Limit		25	mA
Min Limit		5	mA

krad(Si)	0	3	4	10	11	30	31	50	51	100	101
LL	5.000	5.000	5.000	5.000	5.000	5.000	5.000	5.000	5.000	5.000	5.000
Min	16.136	16.442	16.795	16.630	17.354	16.734	16.869	17.156	17.562	16.503	17.063
Average	17.155	17.474	17.725	17.271	17.831	17.554	17.479	17.656	17.910	17.548	17.765
Max	17.971	17.989	18.413	17.898	18.445	18.150	17.921	18.420	18.411	18.312	18.338
UL	25.000	25.000	25.000	25.000	25.000	25.000	25.000	25.000	25.000	25.000	25.000



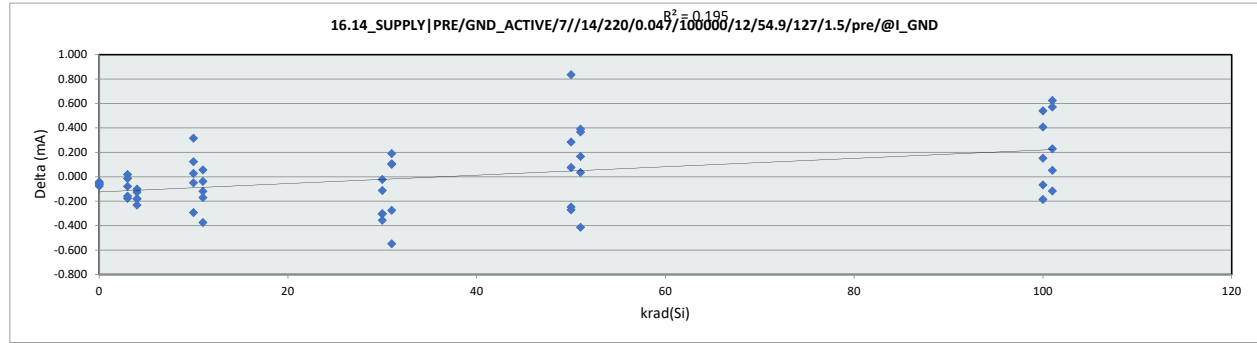
### HDR Report TPS7H1111-QMLP

101	24	17.387	17.538	0.150
101	25	17.748	18.104	0.356
	Max	18.548	18.444	0.654
	Average	17.537	17.579	0.042
	Min	16.152	16.136	-0.340
	Std Dev	0.523	0.545	0.192

# HDR Report TPS7H1111-QMLP

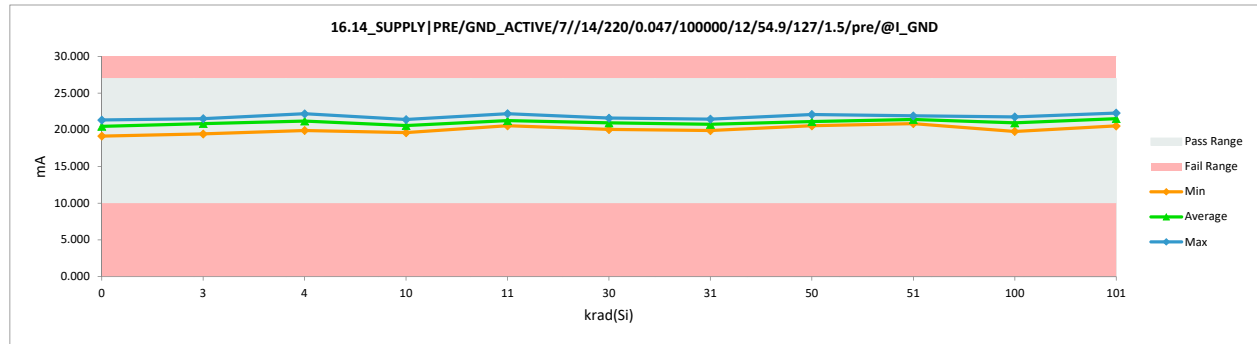
16.14_SUPPLY PRE GND		
Test Site	Dallas	Dallas
Tester	ETS-364	ETS-364
Test Number	EB6938	EB6938
Unit	mA	mA
Max Limit	27	27
Min Limit	10	10

krad(Si)	Serial #	Pre	Post	Delta
0	51	21.139	21.077	-0.062
0	52	20.767	20.692	-0.075
0	53	21.400	21.342	-0.058
0	54	19.191	19.149	-0.041
0	55	20.191	20.140	-0.051
3	26	21.026	20.948	-0.078
3	27	20.996	21.015	0.019
3	28	19.619	19.443	-0.176
3	29	21.684	21.525	-0.159
3	30	21.296	21.282	-0.015
4	1	21.706	21.526	-0.179
4	2	22.308	22.183	-0.125
4	3	20.142	19.911	-0.231
4	4	21.013	20.912	-0.101
4	5	21.643	21.461	-0.182
10	31	20.831	20.538	-0.293
10	32	20.249	20.277	0.028
10	33	21.089	21.405	0.316
10	34	19.662	19.612	-0.050
10	35	20.920	21.043	0.123
11	6	20.884	20.765	-0.119
11	7	20.589	20.551	-0.038
11	8	22.342	21.968	-0.374
11	9	20.731	20.787	0.056
11	10	22.366	22.196	-0.170
30	36	21.625	21.602	-0.022
30	37	21.639	21.283	-0.356
30	38	21.313	21.011	-0.302
30	39	20.158	20.045	-0.113
30	40	21.098	20.795	-0.303
31	15	20.143	20.333	0.190
31	16	21.552	21.003	-0.549
31	17	20.965	21.072	0.106
31	18	20.170	19.895	-0.275
31	19	21.353	21.455	0.103
50	41	20.796	20.549	-0.248
50	42	21.255	22.091	0.836
50	43	21.801	21.530	-0.271
50	44	20.552	20.628	0.077
50	45	20.513	20.797	0.284
51	11	20.774	21.164	0.390
51	12	21.601	21.188	-0.414
51	13	21.859	21.895	0.036
51	14	21.536	21.903	0.367
51	20	20.695	20.862	0.167
100	46	20.911	20.725	-0.186
100	47	21.227	21.766	0.539
100	48	19.622	19.774	0.152
100	49	21.107	21.041	-0.066
100	50	21.017	21.425	0.408
101	21	20.482	20.534	0.052
101	22	21.715	22.287	0.572
101	23	21.592	21.476	-0.116



16.14_SUPPLY PRE GND		
Test Site	Dallas	
Tester	ETS-364	
Test Number	EB6938	
Max Limit	27	mA
Min Limit	10	mA

krad(Si)	0	3	4	10	11	30	31	50	51	100	101
LL	10.000	10.000	10.000	10.000	10.000	10.000	10.000	10.000	10.000	10.000	10.000
Min	19.149	19.443	19.911	19.612	20.551	20.045	19.895	20.549	20.862	19.774	20.534
Average	20.480	20.843	21.199	20.575	21.253	20.947	20.752	21.119	21.402	20.946	21.518
Max	21.342	21.525	22.183	21.405	22.196	21.602	21.456	22.091	21.903	21.766	22.287
UL	27.000	27.000	27.000	27.000	27.000	27.000	27.000	27.000	27.000	27.000	27.000



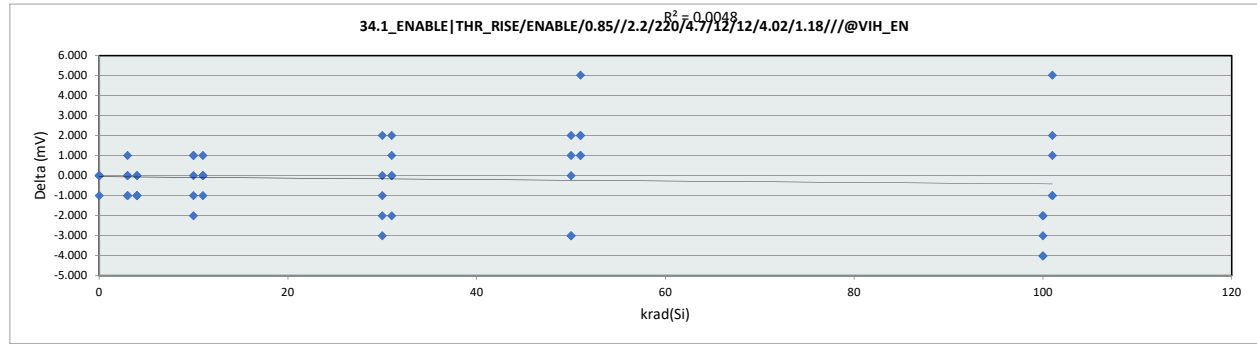
### HDR Report TPS7H1111-QMLP

101	24	20.943	21.172	0.229
101	25	21.498	22.123	0.625
	Max	22.366	22.287	0.836
	Average	21.005	21.003	-0.002
	Min	19.191	19.149	-0.549
	Std Dev	0.692	0.724	0.275

# HDR Report TPS7H1111-QMLP

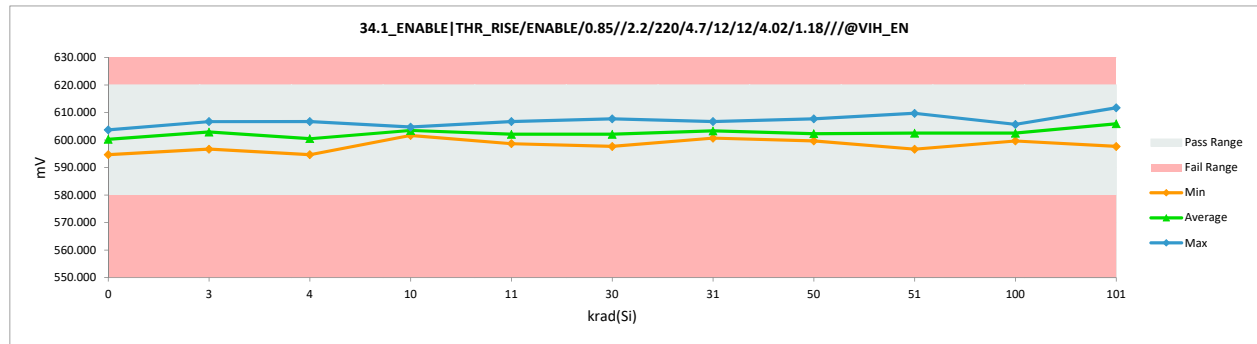
		34.1_ENABLE THR_RISE/E	
Test Site		Dallas	Dallas
Tester		ETS-364	ETS-364
Test Number		EB6938	EB6938
Unit		mV	mV
Max Limit		620	620
Min Limit		580	580

krad(Si)	Serial #	Pre	Post	Delta
0	51	600.669	600.669	0.000
0	52	602.676	602.676	0.000
0	53	603.679	603.679	0.000
0	54	594.649	594.649	0.000
0	55	600.669	599.666	-1.003
3	26	606.689	606.689	0.000
3	27	597.659	596.656	-1.003
3	28	603.679	604.682	1.003
3	29	602.676	601.672	-1.004
3	30	604.682	604.682	0.000
4	1	594.649	594.649	0.000
4	2	599.666	598.662	-1.004
4	3	602.676	602.676	0.000
4	4	600.669	599.666	-1.003
4	5	607.692	606.689	-1.003
10	31	604.682	604.682	0.000
10	32	603.679	601.672	-2.007
10	33	603.679	604.682	1.003
10	34	604.682	603.679	-1.003
10	35	601.672	602.676	1.004
11	6	606.689	606.689	0.000
11	7	598.662	599.666	1.004
11	8	601.672	601.672	0.000
11	9	603.679	603.679	0.000
11	10	599.666	598.662	-1.004
30	36	600.669	602.676	2.007
30	37	604.682	603.679	-1.003
30	38	610.702	607.692	-3.010
30	39	599.666	597.659	-2.007
30	40	598.662	598.662	0.000
31	15	601.672	602.676	1.004
31	16	606.689	606.689	0.000
31	17	604.682	602.676	-2.006
31	18	601.672	603.679	2.007
31	19	600.669	600.669	0.000
50	41	601.672	602.676	1.004
50	42	602.676	599.666	-3.010
50	43	605.686	607.692	2.006
50	44	601.672	601.672	0.000
50	45	602.676	599.666	-3.010
51	11	597.659	599.666	2.007
51	12	600.669	601.672	1.003
51	13	602.676	604.682	2.006
51	14	604.682	609.699	5.017
51	20	595.652	596.656	1.004
100	46	604.682	602.676	-2.006
100	47	607.692	605.686	-2.006
100	48	603.679	599.666	-4.013
100	49	607.692	604.682	-3.010
100	50	603.679	599.666	-4.013
101	21	598.662	597.659	-1.003
101	22	609.699	608.696	-1.003
101	23	606.689	611.706	5.017



		34.1_ENABLE THR_R	
Test Site		Dallas	
Tester		ETS-364	
Test Number		EB6938	
Max Limit		620	mV
Min Limit		580	mV

krad(Si)	0	3	4	10	11	30	31	50	51	100	101
LL	580.000	580.000	580.000	580.000	580.000	580.000	580.000	580.000	580.000	580.000	580.000
Min	594.649	596.656	594.649	601.672	598.662	597.659	600.669	599.666	596.656	599.666	597.659
Average	600.268	602.876	600.468	603.478	602.074	602.074	603.278	602.274	602.475	602.475	605.886
Max	603.679	606.689	606.689	604.682	606.689	607.692	606.689	607.692	609.699	605.686	611.706
UL	620.000	620.000	620.000	620.000	620.000	620.000	620.000	620.000	620.000	620.000	620.000



HDR Report  
TPS7H1111-QMLP

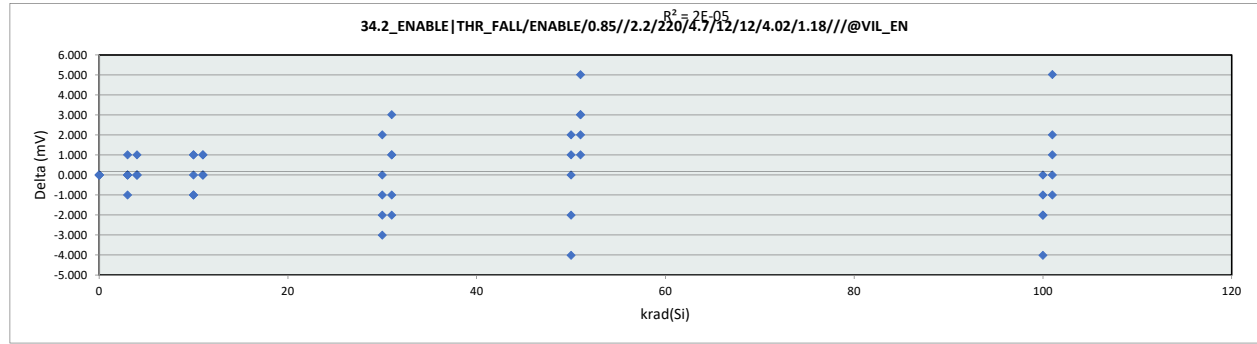
101	24	608.696	610.702	2.006
101	25	599.666	600.669	1.003
	Max	610.702	611.706	5.017
	Average	602.694	602.512	-0.182
	Min	594.649	594.649	-4.013
	Std Dev	3.542	3.783	1.833



# HDR Report TPS7H1111-QMLP

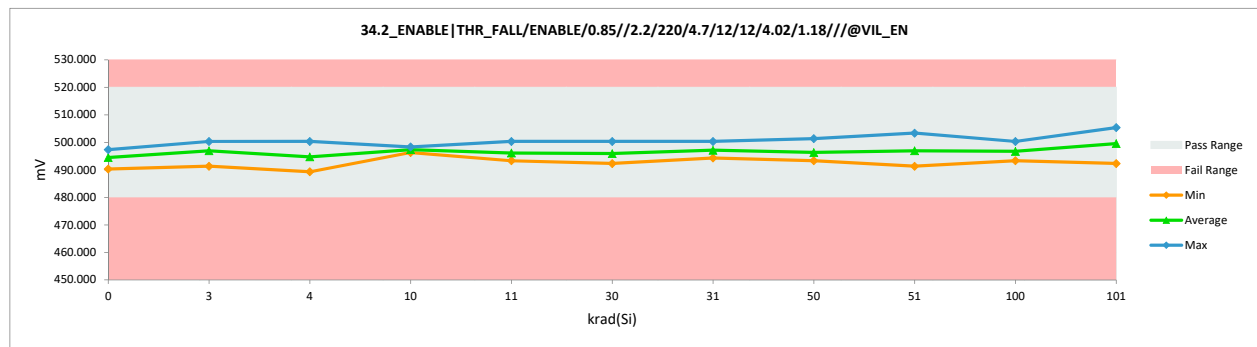
		34.2_ENABLE THR_FALL/E	
Test Site		Dallas	Dallas
Tester		ETS-364	ETS-364
Test Number		EB6938	EB6938
Unit		mV	mV
Max Limit		520	520
Min Limit		480	480

krad(Si)	Serial #	Pre	Post	Delta
0	51	494.314	494.314	0.000
0	52	496.321	496.321	0.000
0	53	497.324	497.324	0.000
0	54	490.301	490.301	0.000
0	55	494.314	494.314	0.000
3	26	500.334	500.334	0.000
3	27	492.308	491.304	-1.004
3	28	497.324	498.328	1.004
3	29	496.321	496.321	0.000
3	30	498.328	498.328	0.000
4	1	489.298	489.298	0.000
4	2	493.311	493.311	0.000
4	3	496.321	497.324	1.003
4	4	493.311	493.311	0.000
4	5	500.334	500.334	0.000
10	31	498.328	498.328	0.000
10	32	497.324	496.321	-1.003
10	33	497.324	498.328	1.004
10	34	497.324	496.321	-1.003
10	35	496.321	497.324	1.003
11	6	500.334	500.334	0.000
11	7	492.308	493.311	1.003
11	8	495.318	496.321	1.003
11	9	497.324	497.324	0.000
11	10	493.311	493.311	0.000
30	36	495.318	497.324	2.006
30	37	497.324	496.321	-1.003
30	38	503.344	500.334	-3.010
30	39	494.314	492.308	-2.006
30	40	493.311	493.311	0.000
31	15	495.318	496.321	1.003
31	16	499.331	500.334	1.003
31	17	498.328	496.321	-2.007
31	18	495.318	498.328	3.010
31	19	495.318	494.314	-1.004
50	41	495.318	496.321	1.003
50	42	496.321	494.314	-2.007
50	43	499.331	501.338	2.007
50	44	496.321	496.321	0.000
50	45	497.324	493.311	-4.013
51	11	491.304	494.314	3.010
51	12	494.314	496.321	2.007
51	13	496.321	499.331	3.010
51	14	498.328	503.344	5.016
51	20	490.301	491.304	1.003
100	46	497.324	497.324	0.000
100	47	501.338	500.334	-1.004
100	48	496.321	494.314	-2.007
100	49	500.334	498.328	-2.006
100	50	497.324	493.311	-4.013
101	21	493.311	492.308	-1.003
101	22	502.341	502.341	0.000
101	23	500.334	505.351	5.017



		34.2_ENABLE THR_FALL/E	
Test Site		Dallas	Dallas
Tester		ETS-364	ETS-364
Test Number		EB6938	EB6938
Unit		mV	mV
Max Limit		520	520
Min Limit		480	480

krad(Si)	0	3	4	10	11	30	31	50	51	100	101
LL	480.000	480.000	480.000	480.000	480.000	480.000	480.000	480.000	480.000	480.000	480.000
Min	490.301	491.304	489.298	496.321	493.311	492.308	494.314	493.311	491.304	493.311	492.308
Average	494.515	496.923	494.716	497.324	496.120	495.920	497.124	496.321	496.923	496.722	499.532
Max	497.324	500.334	500.334	498.328	500.334	500.334	500.334	501.338	503.344	500.334	505.351
UL	520.000	520.000	520.000	520.000	520.000	520.000	520.000	520.000	520.000	520.000	520.000



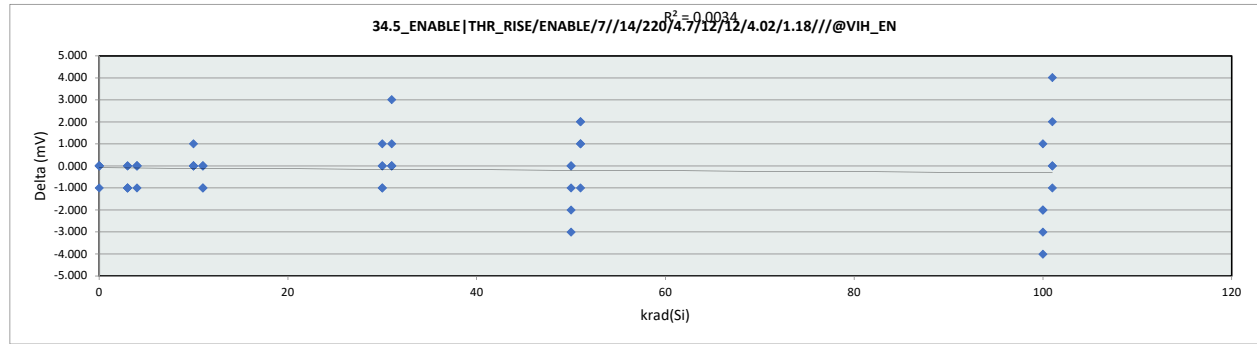
### HDR Report TPS7H1111-QMLP

101	24	501.338	503.344	2.006
101	25	493.311	494.314	1.003
	Max	503.344	505.351	5.017
	Average	496.376	496.558	0.182
	Min	489.298	489.298	-4.013
	Std Dev	3.092	3.427	1.781

# HDR Report TPS7H1111-QMLP

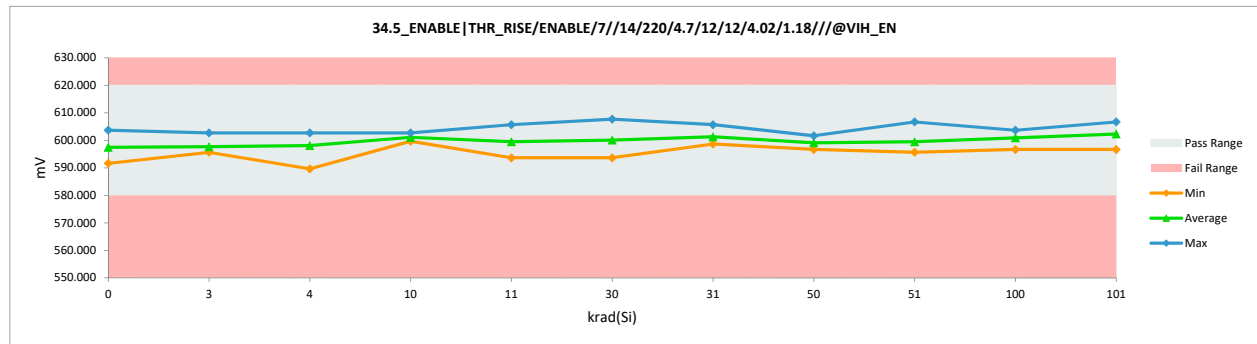
		34.5_ENABLE THR_RISE/E	
Test Site		Dallas	Dallas
Tester		ETS-364	ETS-364
Test Number		EB6938	EB6938
Unit		mV	mV
Max Limit		620	620
Min Limit		580	580

krad(Si)	Serial #	Pre	Post	Delta
0	51	599.666	599.666	0.000
0	52	596.656	596.656	0.000
0	53	604.682	603.679	-1.003
0	54	591.639	591.639	0.000
0	55	595.652	595.652	0.000
3	26	597.659	597.659	0.000
3	27	596.656	596.656	0.000
3	28	596.656	595.652	-1.004
3	29	596.656	595.652	-1.004
3	30	603.679	602.676	-1.003
4	1	590.635	589.632	-1.003
4	2	596.656	596.656	0.000
4	3	601.672	601.672	0.000
4	4	599.666	599.666	0.000
4	5	602.676	602.676	0.000
10	31	602.676	602.676	0.000
10	32	600.669	600.669	0.000
10	33	599.666	600.669	1.003
10	34	601.672	601.672	0.000
10	35	599.666	599.666	0.000
11	6	606.689	605.686	-1.003
11	7	598.662	598.662	0.000
11	8	594.649	593.645	-1.004
11	9	602.676	602.676	0.000
11	10	596.656	596.656	0.000
30	36	598.662	599.666	1.004
30	37	602.676	602.676	0.000
30	38	608.696	607.692	-1.004
30	39	594.649	593.645	-1.004
30	40	596.656	596.656	0.000
31	15	601.672	602.676	1.004
31	16	605.686	605.686	0.000
31	17	599.666	599.666	0.000
31	18	596.656	599.666	3.010
31	19	598.662	598.662	0.000
50	41	600.669	600.669	0.000
50	42	599.666	597.659	-2.007
50	43	604.682	601.672	-3.010
50	44	598.662	598.662	0.000
50	45	597.659	596.656	-1.003
51	11	595.652	596.656	1.004
51	12	597.659	598.662	1.003
51	13	600.669	599.666	-1.003
51	14	604.682	606.689	2.007
51	20	593.645	595.652	2.007
100	46	603.679	600.669	-3.010
100	47	605.686	603.679	-2.007
100	48	598.662	596.656	-2.006
100	49	606.689	602.676	-4.013
100	50	599.666	600.669	1.003
101	21	594.649	596.656	2.007
101	22	606.689	605.686	-1.003
101	23	601.672	605.686	4.014



		34.5_ENABLE THR_R	
Test Site		Dallas	
Tester		ETS-364	
Test Number		EB6938	
Max Limit		620	mV
Min Limit		580	mV

krad(Si)	0	3	4	10	11	30	31	50	51	100	101
LL	580.000	580.000	580.000	580.000	580.000	580.000	580.000	580.000	580.000	580.000	580.000
Min	591.639	595.652	589.632	599.666	593.645	593.645	598.662	596.656	595.652	596.656	596.656
Average	597.458	597.659	598.060	601.070	599.465	600.067	601.271	599.064	599.465	600.870	602.275
Max	603.679	602.676	602.676	602.676	605.686	607.692	605.686	601.672	606.689	603.679	606.689
UL	620.000	620.000	620.000	620.000	620.000	620.000	620.000	620.000	620.000	620.000	620.000



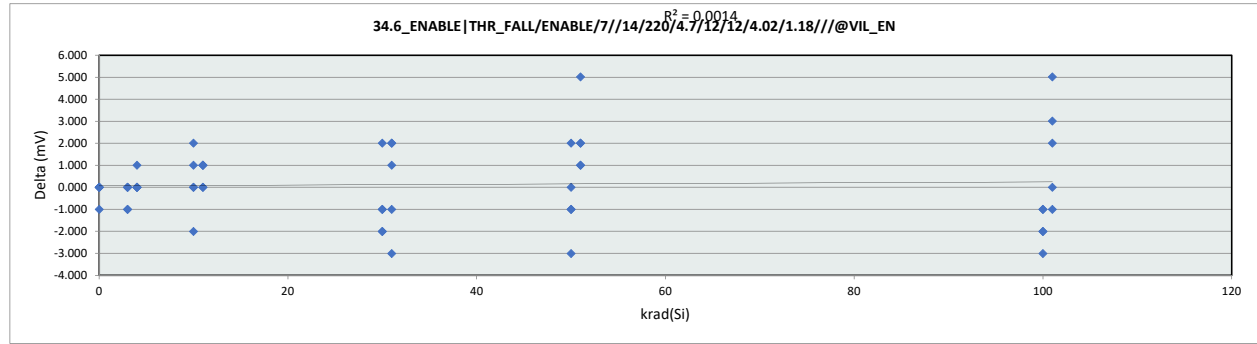
### HDR Report TPS7H1111-QMLP

101	24	606.689	606.689	0.000
101	25	596.656	596.656	0.000
	Max	608.696	607.692	4.014
	Average	599.866	599.702	-0.164
	Min	590.635	589.632	-4.013
	Std Dev	4.084	3.910	1.362

# HDR Report TPS7H1111-QMLP

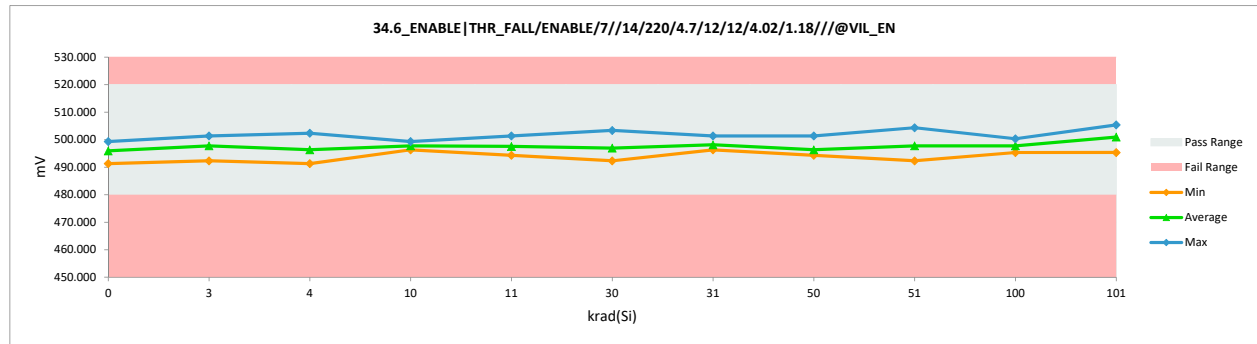
		34.6_ENABLE THR_FALL/E	
Test Site		Dallas	Dallas
Tester		ETS-364	ETS-364
Test Number		EB6938	EB6938
Unit		mV	mV
Max Limit		520	520
Min Limit		480	480

krad(Si)	Serial #	Pre	Post	Delta
0	51	496.321	496.321	0.000
0	52	497.324	497.324	0.000
0	53	499.331	499.331	0.000
0	54	491.304	491.304	0.000
0	55	496.321	495.318	-1.003
3	26	501.338	501.338	0.000
3	27	493.311	492.308	-1.003
3	28	498.328	498.328	0.000
3	29	498.328	497.324	-1.004
3	30	499.331	499.331	0.000
4	1	491.304	491.304	0.000
4	2	494.314	494.314	0.000
4	3	497.324	498.328	1.004
4	4	495.318	495.318	0.000
4	5	502.341	502.341	0.000
10	31	498.328	498.328	0.000
10	32	498.328	496.321	-2.007
10	33	497.324	499.331	2.007
10	34	498.328	498.328	0.000
10	35	495.318	496.321	1.003
11	6	500.334	501.338	1.004
11	7	495.318	496.321	1.003
11	8	497.324	497.324	0.000
11	9	497.324	498.328	1.004
11	10	494.314	494.314	0.000
30	36	497.324	499.331	2.007
30	37	498.328	497.324	-1.004
30	38	505.351	503.344	-2.007
30	39	494.314	492.308	-2.006
30	40	493.311	492.308	-1.003
31	15	496.321	498.328	2.007
31	16	500.334	501.338	1.004
31	17	499.331	496.321	-3.010
31	18	496.321	498.328	2.007
31	19	497.324	496.321	-1.003
50	41	496.321	496.321	0.000
50	42	495.318	494.314	-1.004
50	43	499.331	501.338	2.007
50	44	496.321	495.318	-1.003
50	45	497.324	494.314	-3.010
51	11	493.311	495.318	2.007
51	12	495.318	496.321	1.003
51	13	498.328	500.334	2.006
51	14	499.331	504.348	5.017
51	20	491.304	492.308	1.004
100	46	499.331	498.328	-1.003
100	47	502.341	500.334	-2.007
100	48	496.321	495.318	-1.003
100	49	501.338	499.331	-2.007
100	50	498.328	495.318	-3.010
101	21	496.321	495.318	-1.003
101	22	503.344	503.344	0.000
101	23	500.334	505.351	5.017



		34.6_ENABLE THR_FALL/E	
Test Site		Dallas	Dallas
Tester		ETS-364	ETS-364
Test Number		EB6938	EB6938
Max Limit		520 mV	520 mV
Min Limit		480 mV	480 mV

krad(Si)	0	3	4	10	11	30	31	50	51	100	101
LL	480.000	480.000	480.000	480.000	480.000	480.000	480.000	480.000	480.000	480.000	480.000
Min	491.304	492.308	491.304	496.321	494.314	492.308	496.321	494.314	492.308	495.318	495.318
Average	495.920	497.726	496.321	497.726	497.525	496.923	498.127	496.321	497.726	497.726	500.936
Max	499.331	501.338	502.341	499.331	501.338	503.344	501.338	501.338	504.348	500.334	505.351
UL	520.000	520.000	520.000	520.000	520.000	520.000	520.000	520.000	520.000	520.000	520.000



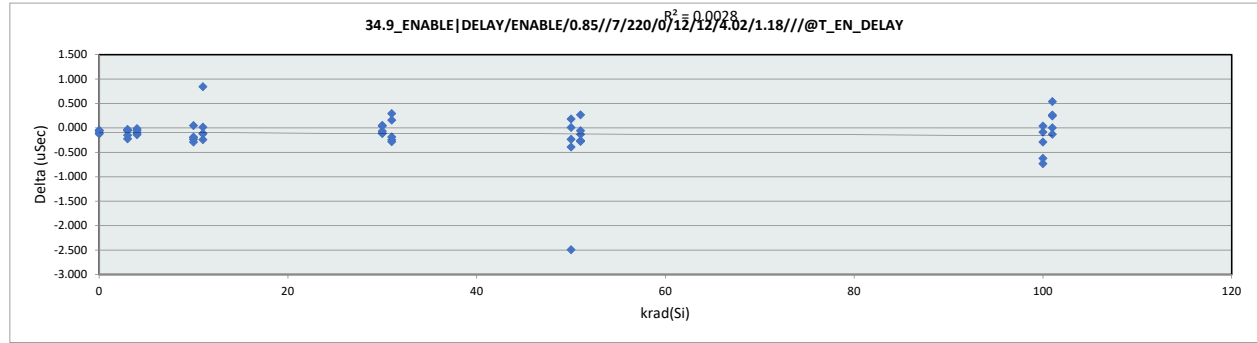
### HDR Report TPS7H1111-QMLP

101	24	501.338	504.348	3.010
101	25	494.314	496.321	2.007
	Max	505.351	505.351	5.017
	Average	497.416	497.543	0.128
	Min	491.304	491.304	-3.010
	Std Dev	2.981	3.376	1.706

# HDR Report TPS7H1111-QMLP

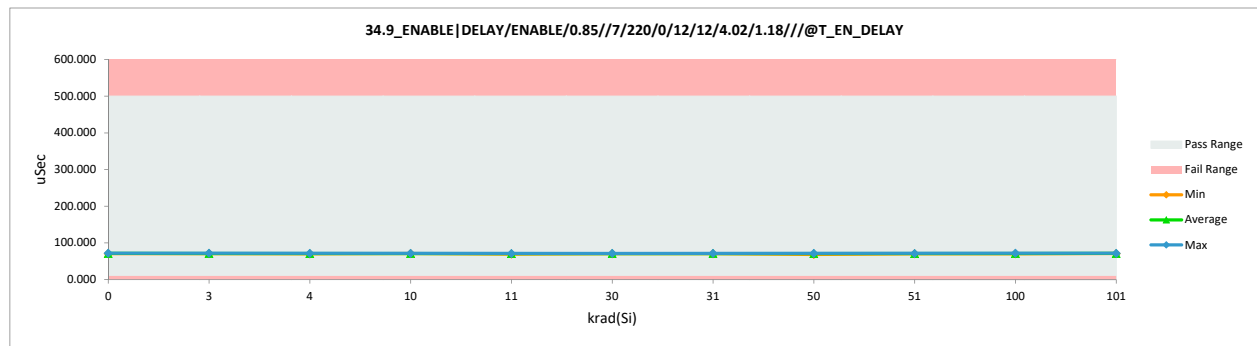
		34.9_ENABLE DELAY/ENAB	
Test Site		Dallas	Dallas
Tester		ETS-364	ETS-364
Test Number		EB6938	EB6938
Unit		uSec	uSec
Max Limit		500	500
Min Limit		10	10

krad(Si)	Serial #	Pre	Post	Delta
0	51	70.878	70.830	-0.048
0	52	71.305	71.248	-0.057
0	53	70.840	70.779	-0.061
0	54	72.138	72.015	-0.123
0	55	71.385	71.278	-0.107
3	26	71.084	71.027	-0.057
3	27	70.919	70.696	-0.223
3	28	71.847	71.817	-0.030
3	29	70.612	70.566	-0.046
3	30	70.700	70.551	-0.149
4	1	70.325	70.275	-0.050
4	2	70.059	69.921	-0.138
4	3	71.461	71.448	-0.013
4	4	71.019	70.910	-0.109
4	5	70.733	70.683	-0.050
10	31	71.359	71.406	0.047
10	32	71.642	71.449	-0.193
10	33	71.128	70.839	-0.289
10	34	71.958	71.725	-0.233
10	35	70.923	70.733	-0.190
11	6	71.167	71.181	0.014
11	7	71.344	71.229	-0.115
11	8	69.253	70.098	0.845
11	9	71.160	71.040	-0.120
11	10	69.560	69.321	-0.239
30	36	70.397	70.287	-0.110
30	37	70.798	70.836	0.038
30	38	71.021	70.956	-0.065
30	39	71.615	71.503	-0.112
30	40	70.976	71.026	0.050
31	15	71.379	71.195	-0.184
31	16	70.745	71.039	0.294
31	17	71.189	70.907	-0.282
31	18	71.294	71.452	0.158
31	19	70.691	70.448	-0.243
50	41	71.404	71.413	0.009
50	42	70.811	68.320	-2.491
50	43	70.180	70.361	0.181
50	44	71.437	71.205	-0.232
50	45	71.458	71.069	-0.389
51	11	71.355	71.079	-0.276
51	12	70.664	70.932	0.268
51	13	70.292	70.235	-0.057
51	14	70.735	70.603	-0.132
51	20	70.998	70.740	-0.258
100	46	71.151	71.190	0.039
100	47	71.068	70.444	-0.624
100	48	72.071	71.782	-0.289
100	49	71.266	71.180	-0.086
100	50	70.939	70.209	-0.730
101	21	71.399	71.644	0.245
101	22	70.915	70.785	-0.130
101	23	70.814	71.353	0.539



		34.9_ENABLE DELAY	
Test Site		Dallas	
Tester		ETS-364	
Test Number		EB6938	
Max Limit		500	uSec
Min Limit		10	uSec

krad(Si)	0	3	4	10	11	30	31	50	51	100	101
LL	10.000	10.000	10.000	10.000	10.000	10.000	10.000	10.000	10.000	10.000	10.000
Min	70.779	70.551	69.921	70.733	69.321	70.287	70.448	68.320	70.235	70.209	70.723
Average	71.230	70.931	70.647	71.230	70.574	70.922	71.008	70.474	70.718	70.961	71.220
Max	72.015	71.817	71.448	71.725	71.229	71.503	71.452	71.413	71.079	71.782	71.644
UL	500.000	500.000	500.000	500.000	500.000	500.000	500.000	500.000	500.000	500.000	500.000



### HDR Report TPS7H1111-QMLP

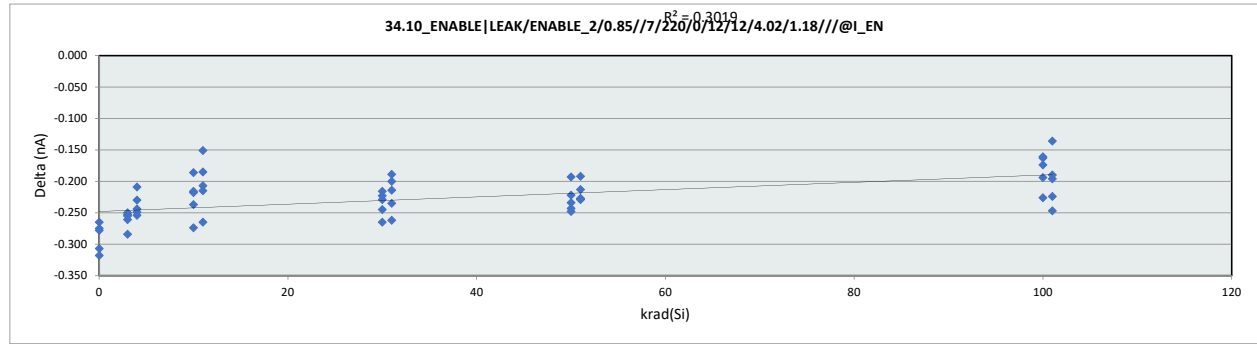
101	24	71.329	71.594	0.265
101	25	70.721	70.723	0.002
	Max	72.138	72.015	0.845
	Average	71.017	70.901	-0.115
	Min	69.253	68.320	-2.491
	Std Dev	0.542	0.626	0.406



# HDR Report TPS7H1111-QMLP

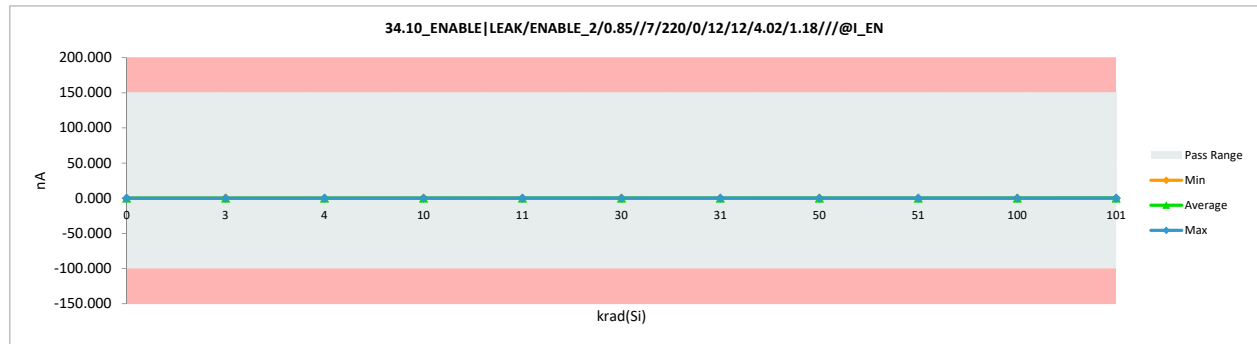
		34.10_ENABLE LEAK/ENAB	
Test Site		Dallas	Dallas
Tester		ETS-364	ETS-364
Test Number		EB6938	EB6938
Unit		nA	nA
Max Limit		150	150
Min Limit		-100	-100

krad(Si)	Serial #	Pre	Post	Delta
0	51	0.316	0.038	-0.278
0	52	0.324	0.059	-0.265
0	53	0.302	-0.005	-0.307
0	54	0.332	0.057	-0.275
0	55	0.339	0.021	-0.318
3	26	0.316	0.061	-0.255
3	27	0.317	0.067	-0.250
3	28	0.316	0.055	-0.261
3	29	0.330	0.046	-0.284
3	30	0.328	0.075	-0.253
4	1	0.295	0.051	-0.244
4	2	0.279	0.030	-0.249
4	3	0.289	0.035	-0.254
4	4	0.258	0.049	-0.209
4	5	0.295	0.065	-0.230
10	31	0.335	0.061	-0.274
10	32	0.284	0.047	-0.237
10	33	0.284	0.068	-0.216
10	34	0.267	0.081	-0.186
10	35	0.296	0.078	-0.218
11	6	0.259	0.052	-0.207
11	7	0.275	0.060	-0.215
11	8	0.271	0.086	-0.185
11	9	0.311	0.046	-0.265
11	10	0.241	0.090	-0.151
30	36	0.302	0.086	-0.216
30	37	0.323	0.094	-0.229
30	38	0.316	0.071	-0.245
30	39	0.301	0.078	-0.223
30	40	0.313	0.048	-0.265
31	15	0.286	0.086	-0.200
31	16	0.273	0.084	-0.189
31	17	0.314	0.079	-0.235
31	18	0.292	0.078	-0.214
31	19	0.319	0.057	-0.262
50	41	0.336	0.088	-0.248
50	42	0.331	0.088	-0.243
50	43	0.322	0.088	-0.234
50	44	0.340	0.118	-0.222
50	45	0.274	0.081	-0.193
51	11	0.333	0.120	-0.213
51	12	0.307	0.079	-0.228
51	13	0.280	0.053	-0.227
51	14	0.286	0.094	-0.192
51	20	0.331	0.102	-0.229
100	46	0.303	0.140	-0.163
100	47	0.344	0.118	-0.226
100	48	0.327	0.133	-0.194
100	49	0.322	0.161	-0.161
100	50	0.334	0.160	-0.174
101	21	0.333	0.109	-0.224
101	22	0.322	0.132	-0.190
101	23	0.347	0.151	-0.196



		34.10_ENABLE LEAK	
Test Site		Dallas	
Tester		ETS-364	
Test Number		EB6938	
Max Limit		150	nA
Min Limit		-100	nA

krad(Si)	0	3	4	10	11	30	31	50	51	100	101
LL	-100.000	-100.000	-100.000	-100.000	-100.000	-100.000	-100.000	-100.000	-100.000	-100.000	-100.000
Min	-0.005	0.046	0.030	0.047	0.046	0.048	0.057	0.081	0.053	0.118	0.109
Average	0.034	0.061	0.046	0.067	0.067	0.075	0.077	0.093	0.090	0.142	0.141
Max	0.059	0.075	0.065	0.081	0.090	0.094	0.086	0.118	0.120	0.161	0.195
UL	150.000	150.000	150.000	150.000	150.000	150.000	150.000	150.000	150.000	150.000	150.000



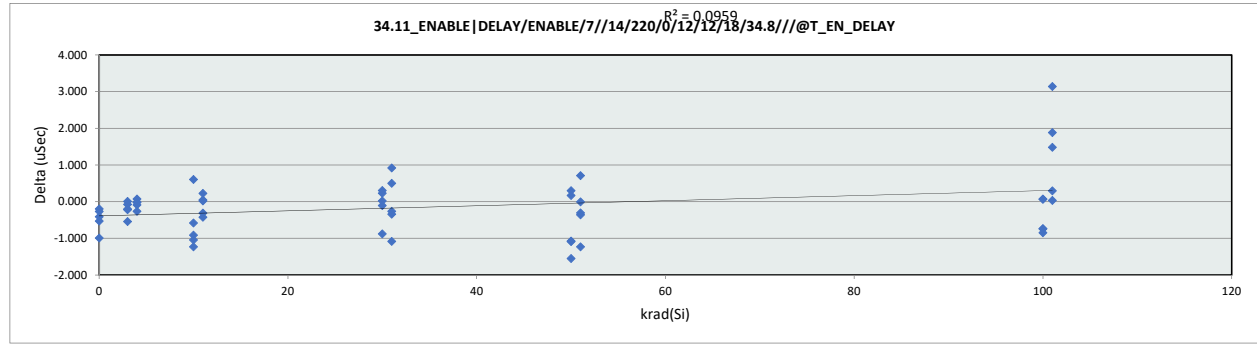
### HDR Report TPS7H1111-QMLP

101	24	0.367	0.120	-0.247
101	25	0.331	0.195	-0.136
	Max	0.367	0.195	-0.136
	Average	0.309	0.081	-0.227
	Min	0.241	-0.005	-0.318
	Std Dev	0.026	0.038	0.037

# HDR Report TPS7H1111-QMLP

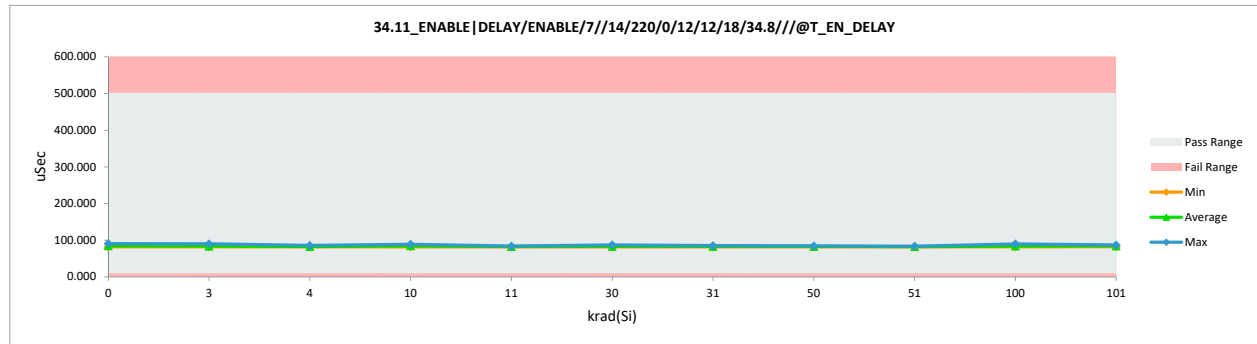
		34.11_ENABLE DELAY/EN	
Test Site		Dallas	Dallas
Tester		ETS-364	ETS-364
Test Number		EB6938	EB6938
Unit		uSec	uSec
Max Limit		500	500
Min Limit		10	10

krad(Si)	Serial #	Pre	Post	Delta
0	51	82.982	82.568	-0.414
0	52	83.504	82.974	-0.530
0	53	82.162	81.895	-0.267
0	54	90.932	90.734	-0.198
0	55	86.021	85.029	-0.992
3	26	82.801	82.581	-0.220
3	27	83.153	82.608	-0.545
3	28	90.057	90.063	0.006
3	29	82.004	81.926	-0.078
3	30	82.118	81.914	-0.204
4	1	81.948	81.928	-0.020
4	2	81.377	81.288	-0.089
4	3	85.491	85.564	0.073
4	4	83.265	83.001	-0.264
4	5	81.777	81.765	-0.012
10	31	84.014	84.619	0.605
10	32	85.796	84.751	-1.045
10	33	83.066	82.154	-0.912
10	34	90.087	88.855	-1.232
10	35	82.852	82.269	-0.583
11	6	83.179	83.224	0.045
11	7	84.249	83.825	-0.424
11	8	81.313	81.537	0.224
11	9	83.057	82.744	-0.313
11	10	81.646	81.665	0.019
30	36	81.939	81.833	-0.106
30	37	82.283	82.588	0.305
30	38	82.334	82.563	0.229
30	39	87.918	87.041	-0.877
30	40	82.669	82.687	0.018
31	15	84.994	83.912	-1.082
31	16	81.867	82.368	0.501
31	17	82.830	82.489	-0.341
31	18	84.308	85.228	0.920
31	19	82.274	82.010	-0.264
50	41	84.020	84.318	0.298
50	42	82.609	81.536	-1.073
50	43	81.718	81.887	0.169
50	44	84.706	83.616	-1.090
50	45	84.908	83.356	-1.552
51	11	84.794	83.561	-1.233
51	12	82.050	82.759	0.709
51	13	81.739	81.734	-0.005
51	14	82.236	81.875	-0.361
51	20	82.942	82.636	-0.306
100	46	83.798	83.866	0.068
100	47	82.567	81.717	-0.850
100	48	90.428	89.688	-0.740
100	49	83.436	83.504	0.068
100	50	82.687	81.949	-0.738
101	21	83.798	86.936	3.138
101	22	82.451	82.485	0.034
101	23	82.311	83.792	1.481



		34.11_ENABLE DELA	
Test Site		Dallas	
Tester		ETS-364	
Test Number		EB6938	
Max Limit		500	uSec
Min Limit		10	uSec

krad(Si)	0	3	4	10	11	30	31	50	51	100	101
LL	10.000	10.000	10.000	10.000	10.000	10.000	10.000	10.000	10.000	10.000	10.000
Min	81.895	81.914	81.288	82.154	81.537	81.833	82.010	81.536	81.734	81.717	82.485
Average	84.640	83.818	82.709	84.530	82.599	83.342	83.201	82.943	82.513	84.145	84.286
Max	90.734	90.063	85.564	88.855	83.825	87.041	85.228	84.318	83.561	89.688	86.936
UL	500.000	500.000	500.000	500.000	500.000	500.000	500.000	500.000	500.000	500.000	500.000



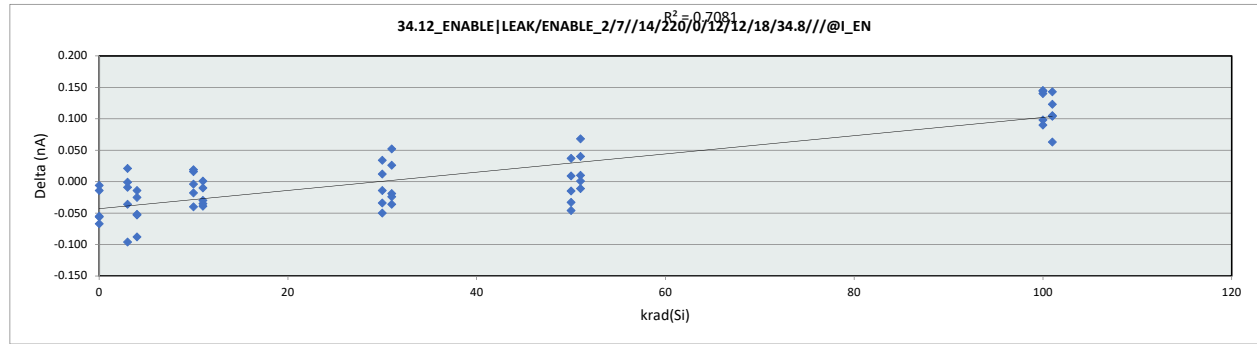
### HDR Report TPS7H1111-QMLP

101	24	83.672	85.556	1.884
101	25	82.370	82.663	0.293
	Max	90.932	90.734	3.138
	Average	83.664	83.521	-0.143
	Min	81.313	81.288	-1.552
	Std Dev	2.299	2.224	0.786

# HDR Report TPS7H1111-QMLP

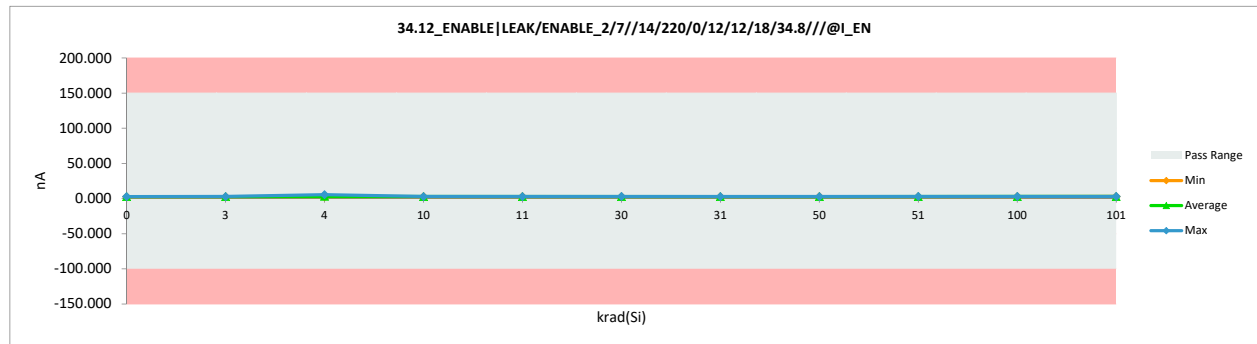
		34.12_ENABLE LEAK/ENAB	
Test Site	Dallas	Test Site	Dallas
Tester	ETS-364	Tester	ETS-364
Test Number	EB6938	Test Number	EB6938
Unit	nA	Unit	nA
Max Limit	150	Max Limit	150
Min Limit	-100	Min Limit	-100

krad(Si)	Serial #	Pre	Post	Delta
0	51	2.809	2.742	-0.067
0	52	2.719	2.663	-0.056
0	53	2.758	2.703	-0.055
0	54	2.759	2.745	-0.014
0	55	2.786	2.780	-0.006
3	26	2.757	2.748	-0.009
3	27	2.907	2.871	-0.036
3	28	2.787	2.691	-0.096
3	29	2.705	2.726	0.021
3	30	2.867	2.866	-0.001
4	1	2.719	2.694	-0.025
4	2	2.753	2.665	-0.088
4	3	5.656	5.604	-0.052
4	4	2.804	2.751	-0.053
4	5	2.787	2.773	-0.014
10	31	2.773	2.755	-0.018
10	32	2.874	2.870	-0.004
10	33	2.710	2.729	0.019
10	34	2.784	2.744	-0.040
10	35	2.757	2.773	0.016
11	6	2.831	2.801	-0.030
11	7	2.874	2.835	-0.039
11	8	2.716	2.717	0.001
11	9	2.826	2.816	-0.010
11	10	2.897	2.862	-0.035
30	36	3.069	3.035	-0.034
30	37	2.746	2.732	-0.014
30	38	2.705	2.739	0.034
30	39	2.746	2.696	-0.050
30	40	2.822	2.834	0.012
31	15	2.782	2.763	-0.019
31	16	2.727	2.691	-0.036
31	17	2.716	2.768	0.052
31	18	2.732	2.758	0.026
31	19	2.760	2.736	-0.024
50	41	2.744	2.781	0.037
50	42	2.759	2.726	-0.033
50	43	2.815	2.769	-0.046
50	44	2.850	2.835	-0.015
50	45	2.716	2.725	0.009
51	11	2.927	2.995	0.068
51	12	2.835	2.836	0.001
51	13	2.686	2.696	0.010
51	14	2.898	2.938	0.040
51	20	2.979	2.968	-0.011
100	46	2.707	2.847	0.140
100	47	2.757	2.855	0.098
100	48	2.763	2.908	0.145
100	49	2.849	2.993	0.144
100	50	2.887	2.977	0.090
101	21	2.885	2.990	0.105
101	22	2.740	2.844	0.104
101	23	2.874	2.997	0.123



		34.12_ENABLE LEAK	
Test Site	Dallas	Test Site	Dallas
Tester	ETS-364	Tester	ETS-364
Test Number	EB6938	Test Number	EB6938
Max Limit	150 nA	Max Limit	150 nA
Min Limit	-100 nA	Min Limit	-100 nA

krad(Si)	0	3	4	10	11	30	31	50	51	100	101
LL	-100.000	-100.000	-100.000	-100.000	-100.000	-100.000	-100.000	-100.000	-100.000	-100.000	-100.000
Min	2.663	2.691	2.665	2.729	2.717	2.696	2.691	2.725	2.696	2.847	2.821
Average	2.727	2.780	3.297	2.774	2.806	2.807	2.743	2.767	2.887	2.916	2.901
Max	2.780	2.871	5.604	2.870	2.862	3.035	2.768	2.835	2.995	2.993	2.997
UL	150.000	150.000	150.000	150.000	150.000	150.000	150.000	150.000	150.000	150.000	150.000



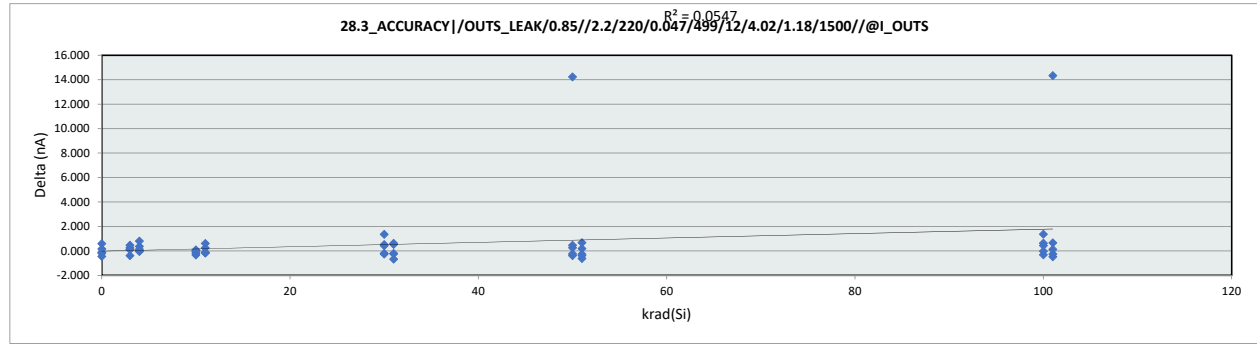
### HDR Report TPS7H1111-QMLP

101	24	2.758	2.821	0.063
101	25	2.712	2.855	0.143
	Max	5.656	5.604	0.145
	Average	2.847	2.855	0.009
	Min	2.686	2.663	-0.096
	Std Dev	0.394	0.390	0.061

# HDR Report TPS7H1111-QMLP

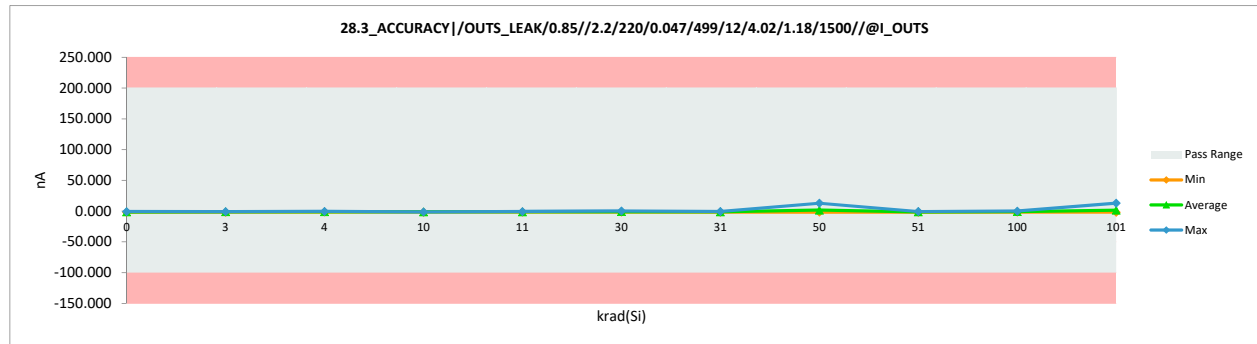
		28.3_ACCURACY /OUTS_L	
Test Site		Dallas	Dallas
Tester		ETS-364	ETS-364
Test Number		EB6938	EB6938
Unit		nA	nA
Max Limit		200	200
Min Limit		-100	-100

krad(Si)	Serial #	Pre	Post	Delta
0	51	-1.321	-1.445	-0.124
0	52	-1.384	-0.796	0.588
0	53	-1.365	-1.564	-0.199
0	54	-1.353	-1.195	0.158
0	55	-1.396	-1.857	-0.461
3	26	-1.334	-1.195	0.139
3	27	-1.346	-0.883	0.463
3	28	-1.340	-1.089	0.251
3	29	-1.197	-1.096	0.101
3	30	-1.409	-1.795	-0.386
4	1	-1.309	-1.320	-0.011
4	2	-1.309	-1.177	0.132
4	3	-1.365	-0.996	0.369
4	4	-1.315	-1.370	-0.055
4	5	-1.284	-0.484	0.800
10	31	-1.340	-1.401	-0.061
10	32	-1.515	-1.439	0.076
10	33	-1.303	-1.289	0.014
10	34	-1.428	-1.763	-0.335
10	35	-1.272	-1.470	-0.198
11	6	-1.359	-0.759	0.600
11	7	-1.415	-1.589	-0.174
11	8	-1.371	-1.127	0.244
11	9	-1.346	-1.514	-0.168
11	10	-1.371	-1.489	-0.118
30	36	-1.228	0.128	1.356
30	37	-1.359	-1.564	-0.205
30	38	-1.315	-0.890	0.425
30	39	-1.384	-0.865	0.519
30	40	-1.346	-1.607	-0.261
31	15	-1.240	-0.709	0.531
31	16	-1.321	-1.539	-0.218
31	17	-1.409	-0.790	0.619
31	18	-1.340	-2.013	-0.673
31	19	-1.272	-1.501	-0.229
50	41	-1.334	-1.582	-0.248
50	42	-1.340	12.886	14.226
50	43	-1.284	-1.676	-0.392
50	44	-1.353	-0.896	0.457
50	45	-1.390	-1.133	0.257
51	11	-1.309	-1.127	0.182
51	12	-1.284	-1.551	-0.267
51	13	-1.284	-1.664	-0.380
51	14	-1.228	-1.857	-0.629
51	20	-1.321	-0.646	0.675
100	46	-1.297	-1.320	-0.023
100	47	-1.390	-0.759	0.631
100	48	-1.321	-1.639	-0.318
100	49	-1.321	-0.883	0.438
100	50	-1.365	-0.003	1.362
101	21	-1.309	-1.195	0.114
101	22	-1.378	-1.863	-0.485
101	23	-1.378	-0.715	0.663



		28.3_ACCURACY /O	
Test Site		Dallas	
Tester		ETS-364	
Test Number		EB6938	
Max Limit		200	nA
Min Limit		-100	nA

krad(Si)	0	3	4	10	11	30	31	50	51	100	101
LL	-100.000	-100.000	-100.000	-100.000	-100.000	-100.000	-100.000	-100.000	-100.000	-100.000	-100.000
Min	-1.857	-1.795	-1.370	-1.763	-1.589	-1.607	-2.013	-1.676	-1.857	-1.639	-1.863
Average	-1.371	-1.212	-1.069	-1.472	-1.296	-0.960	-1.310	1.520	-1.369	-0.921	1.533
Max	-0.796	-0.883	-0.484	-1.289	-0.759	0.128	-0.709	12.886	-0.646	-0.003	13.035
UL	200.000	200.000	200.000	200.000	200.000	200.000	200.000	200.000	200.000	200.000	200.000



### HDR Report TPS7H1111-QMLP

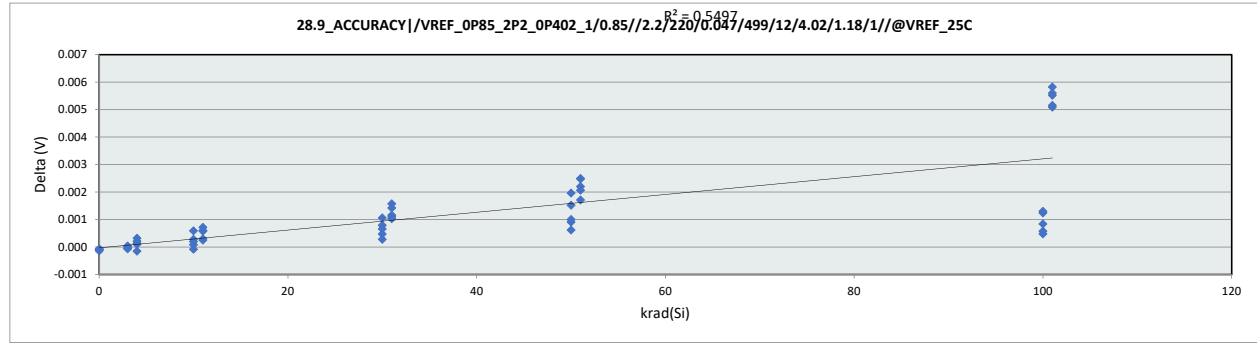
101	24	-1.340	-1.595	-0.255
101	25	-1.297	13.035	14.332
	Max	-1.197	13.035	14.332
	Average	-1.336	-0.721	0.615
	Min	-1.515	-2.013	-0.673
	Std Dev	0.055	2.719	2.715



# HDR Report TPS7H1111-QMLP

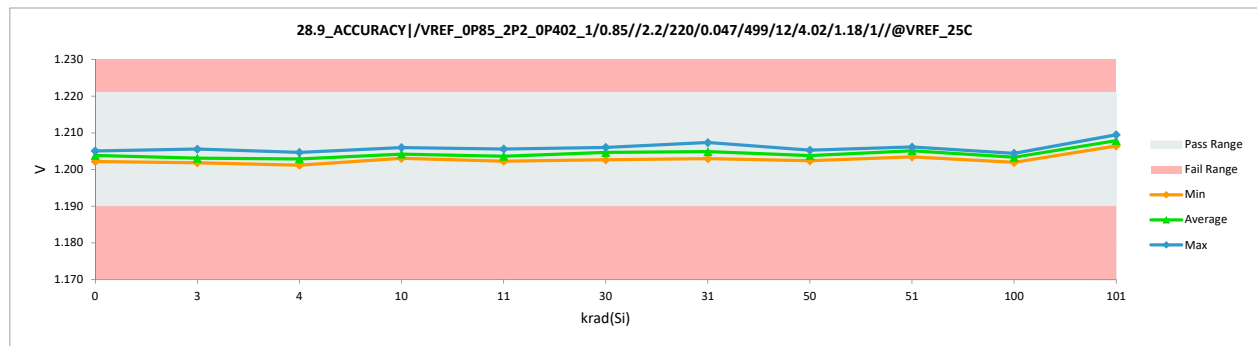
		28.9_ACCURACY VREF_0	
Test Site		Dallas	Dallas
Tester		ETS-364	ETS-364
Test Number		EB6938	EB6938
Unit		V	V
Max Limit		1.221	1.221
Min Limit		1.19	1.19

krad(Si)	Serial #	Pre	Post	Delta
0	51	1.203	1.203	0.000
0	52	1.204	1.204	0.000
0	53	1.202	1.202	0.000
0	54	1.205	1.204	0.000
0	55	1.205	1.205	0.000
3	26	1.204	1.204	0.000
3	27	1.202	1.202	0.000
3	28	1.206	1.206	0.000
3	29	1.202	1.202	0.000
3	30	1.203	1.203	0.000
4	1	1.201	1.201	0.000
4	2	1.203	1.203	0.000
4	3	1.205	1.205	0.000
4	4	1.203	1.203	0.000
4	5	1.202	1.203	0.000
10	31	1.203	1.203	0.000
10	32	1.206	1.206	0.000
10	33	1.204	1.204	0.000
10	34	1.204	1.205	0.000
10	35	1.203	1.204	0.001
11	6	1.202	1.202	0.001
11	7	1.203	1.203	0.001
11	8	1.202	1.203	0.000
11	9	1.205	1.206	0.001
11	10	1.204	1.204	0.000
30	36	1.205	1.206	0.001
30	37	1.205	1.205	0.001
30	38	1.205	1.205	0.000
30	39	1.202	1.203	0.000
30	40	1.203	1.204	0.001
31	15	1.206	1.207	0.002
31	16	1.204	1.205	0.001
31	17	1.202	1.203	0.001
31	18	1.203	1.204	0.001
31	19	1.204	1.205	0.001
50	41	1.202	1.203	0.001
50	42	1.201	1.202	0.001
50	43	1.202	1.204	0.002
50	44	1.204	1.205	0.001
50	45	1.204	1.205	0.002
51	11	1.204	1.206	0.002
51	12	1.203	1.204	0.002
51	13	1.204	1.206	0.002
51	14	1.201	1.203	0.002
51	20	1.203	1.206	0.002
100	46	1.202	1.203	0.000
100	47	1.202	1.204	0.001
100	48	1.201	1.202	0.001
100	49	1.203	1.204	0.001
100	50	1.204	1.204	0.001
101	21	1.202	1.207	0.005
101	22	1.201	1.206	0.005
101	23	1.202	1.208	0.006



		28.9_ACCURACY VREF_0	
Test Site		Dallas	
Tester		ETS-364	
Test Number		EB6938	
Max Limit		1.221	V
Min Limit		1.19	V

krad(Si)	0	3	4	10	11	30	31	50	51	100	101
LL	1.190	1.190	1.190	1.190	1.190	1.190	1.190	1.190	1.190	1.190	1.190
Min	1.202	1.202	1.201	1.203	1.202	1.203	1.203	1.202	1.203	1.202	1.206
Average	1.204	1.203	1.203	1.204	1.204	1.205	1.205	1.204	1.205	1.203	1.208
Max	1.205	1.206	1.205	1.206	1.206	1.206	1.207	1.205	1.206	1.204	1.209
UL	1.221	1.221	1.221	1.221	1.221	1.221	1.221	1.221	1.221	1.221	1.221



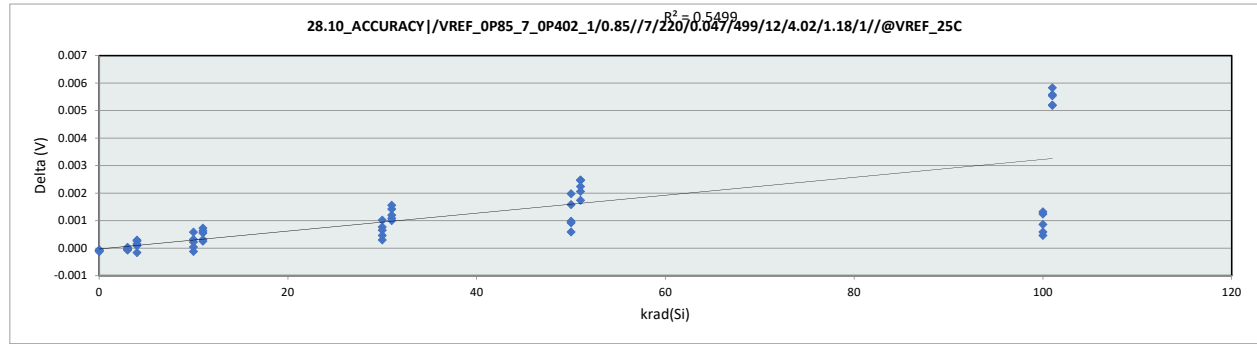
### HDR Report TPS7H1111-QMLP

101	24	1.204	1.209	0.006
101	25	1.203	1.209	0.006
	Max	1.206	1.209	0.006
	Average	1.203	1.204	0.001
	Min	1.201	1.201	0.000
	Std Dev	0.001	0.002	0.002

# HDR Report TPS7H1111-QMLP

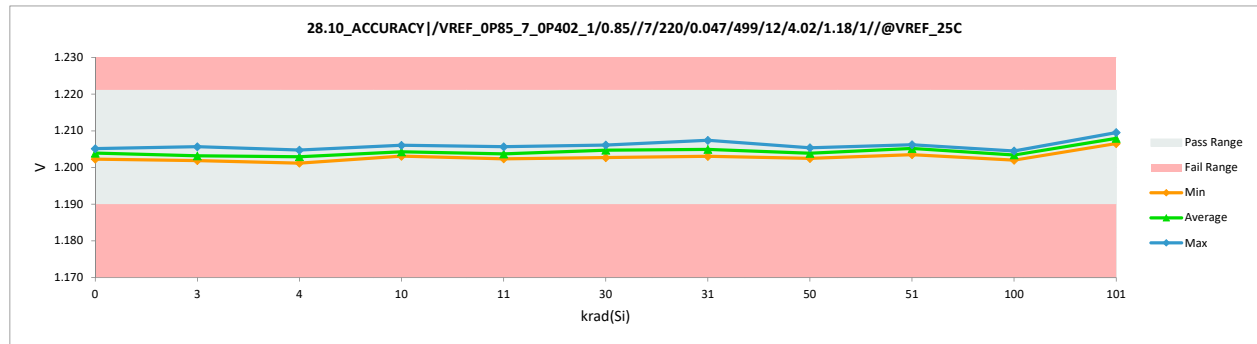
		28.10_ACCURACY VREF	
Test Site		Dallas	Dallas
Tester		ETS-364	ETS-364
Test Number		EB6938	EB6938
Unit		V	V
Max Limit		1.221	1.221
Min Limit		1.19	1.19

krad(Si)	Serial #	Pre	Post	Delta
0	51	1.203	1.203	0.000
0	52	1.204	1.204	0.000
0	53	1.202	1.202	0.000
0	54	1.205	1.205	0.000
0	55	1.205	1.205	0.000
3	26	1.204	1.204	0.000
3	27	1.202	1.202	0.000
3	28	1.206	1.206	0.000
3	29	1.202	1.202	0.000
3	30	1.203	1.203	0.000
4	1	1.201	1.201	0.000
4	2	1.203	1.203	0.000
4	3	1.205	1.205	0.000
4	4	1.203	1.203	0.000
4	5	1.202	1.203	0.000
10	31	1.203	1.203	0.000
10	32	1.206	1.206	0.000
10	33	1.204	1.204	0.000
10	34	1.204	1.205	0.000
10	35	1.203	1.204	0.001
11	6	1.202	1.202	0.001
11	7	1.203	1.203	0.001
11	8	1.202	1.203	0.000
11	9	1.205	1.206	0.001
11	10	1.204	1.205	0.000
30	36	1.205	1.206	0.001
30	37	1.205	1.206	0.001
30	38	1.205	1.205	0.000
30	39	1.202	1.203	0.000
30	40	1.203	1.204	0.001
31	15	1.206	1.207	0.002
31	16	1.204	1.205	0.001
31	17	1.202	1.203	0.001
31	18	1.203	1.204	0.001
31	19	1.204	1.205	0.001
50	41	1.202	1.203	0.001
50	42	1.202	1.202	0.001
50	43	1.202	1.204	0.002
50	44	1.204	1.205	0.001
50	45	1.204	1.205	0.002
51	11	1.204	1.206	0.002
51	12	1.203	1.205	0.002
51	13	1.204	1.206	0.002
51	14	1.201	1.203	0.002
51	20	1.203	1.206	0.002
100	46	1.202	1.203	0.000
100	47	1.203	1.204	0.001
100	48	1.201	1.202	0.001
100	49	1.203	1.204	0.001
100	50	1.204	1.204	0.001
101	21	1.202	1.207	0.005
101	22	1.201	1.207	0.005
101	23	1.202	1.208	0.006



		28.10_ACCURACY V	
Test Site		Dallas	
Tester		ETS-364	
Test Number		EB6938	
Max Limit		1.221	V
Min Limit		1.19	V

krad(Si)	0	3	4	10	11	30	31	50	51	100	101
LL	1.190	1.190	1.190	1.190	1.190	1.190	1.190	1.190	1.190	1.190	1.190
Min	1.202	1.202	1.201	1.203	1.202	1.203	1.203	1.202	1.203	1.202	1.207
Average	1.204	1.203	1.203	1.204	1.204	1.205	1.205	1.204	1.205	1.203	1.208
Max	1.205	1.206	1.205	1.206	1.206	1.206	1.207	1.205	1.206	1.205	1.210
UL	1.221	1.221	1.221	1.221	1.221	1.221	1.221	1.221	1.221	1.221	1.221



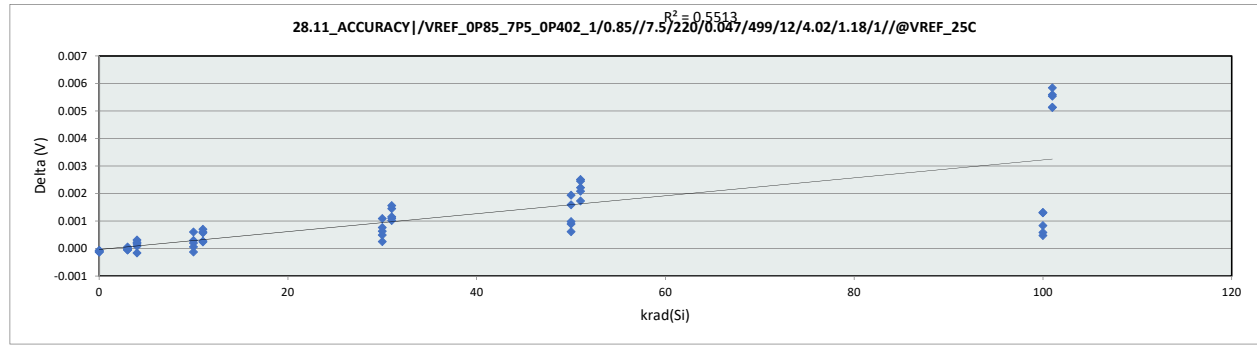
### HDR Report TPS7H1111-QMLP

101	24	1.204	1.210	0.006
101	25	1.203	1.209	0.006
	Max	1.206	1.210	0.006
	Average	1.203	1.204	0.001
	Min	1.201	1.201	0.000
	Std Dev	0.001	0.002	0.002

# HDR Report TPS7H1111-QMLP

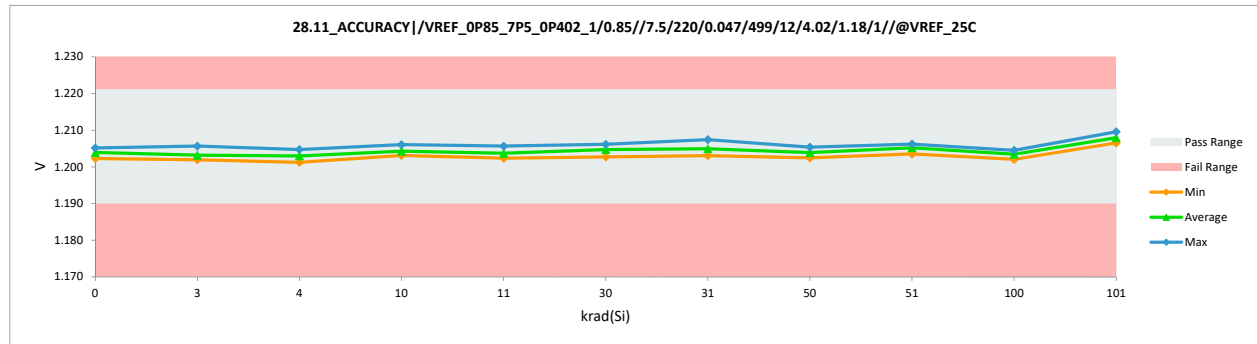
		28.11_ACCURACY VREF	
Test Site		Dallas	Dallas
Tester		ETS-364	ETS-364
Test Number		EB6938	EB6938
Unit		V	V
Max Limit		1.221	1.221
Min Limit		1.19	1.19

krad(Si)	Serial #	Pre	Post	Delta
0	51	1.204	1.203	0.000
0	52	1.204	1.204	0.000
0	53	1.202	1.202	0.000
0	54	1.205	1.205	0.000
0	55	1.205	1.205	0.000
3	26	1.204	1.204	0.000
3	27	1.202	1.202	0.000
3	28	1.206	1.206	0.000
3	29	1.202	1.202	0.000
3	30	1.203	1.203	0.000
4	1	1.201	1.201	0.000
4	2	1.203	1.203	0.000
4	3	1.205	1.205	0.000
4	4	1.203	1.203	0.000
4	5	1.202	1.203	0.000
10	31	1.203	1.203	0.000
10	32	1.206	1.206	0.000
10	33	1.204	1.204	0.000
10	34	1.204	1.205	0.000
10	35	1.203	1.204	0.001
11	6	1.202	1.202	0.001
11	7	1.203	1.203	0.001
11	8	1.202	1.203	0.000
11	9	1.205	1.206	0.001
11	10	1.204	1.205	0.000
30	36	1.205	1.206	0.001
30	37	1.205	1.206	0.001
30	38	1.205	1.205	0.000
30	39	1.202	1.203	0.000
30	40	1.203	1.204	0.001
31	15	1.206	1.207	0.002
31	16	1.204	1.205	0.001
31	17	1.202	1.203	0.001
31	18	1.203	1.204	0.001
31	19	1.204	1.205	0.001
50	41	1.202	1.203	0.001
50	42	1.202	1.202	0.001
50	43	1.202	1.204	0.002
50	44	1.204	1.205	0.001
50	45	1.204	1.205	0.002
51	11	1.204	1.206	0.002
51	12	1.203	1.205	0.002
51	13	1.204	1.206	0.003
51	14	1.201	1.204	0.002
51	20	1.203	1.206	0.002
100	46	1.202	1.203	0.000
100	47	1.203	1.204	0.001
100	48	1.201	1.202	0.001
100	49	1.203	1.204	0.001
100	50	1.204	1.204	0.001
101	21	1.202	1.207	0.005
101	22	1.201	1.207	0.005
101	23	1.202	1.208	0.006



		28.11_ACCURACY V	
Test Site		Dallas	
Tester		ETS-364	
Test Number		EB6938	
Max Limit		1.221	V
Min Limit		1.19	V

krad(Si)	0	3	4	10	11	30	31	50	51	100	101
LL	1.190	1.190	1.190	1.190	1.190	1.190	1.190	1.190	1.190	1.190	1.190
Min	1.202	1.202	1.201	1.203	1.202	1.203	1.203	1.202	1.204	1.202	1.207
Average	1.204	1.203	1.203	1.204	1.204	1.205	1.205	1.204	1.205	1.203	1.208
Max	1.205	1.206	1.205	1.206	1.206	1.206	1.207	1.205	1.206	1.205	1.210
UL	1.221	1.221	1.221	1.221	1.221	1.221	1.221	1.221	1.221	1.221	1.221



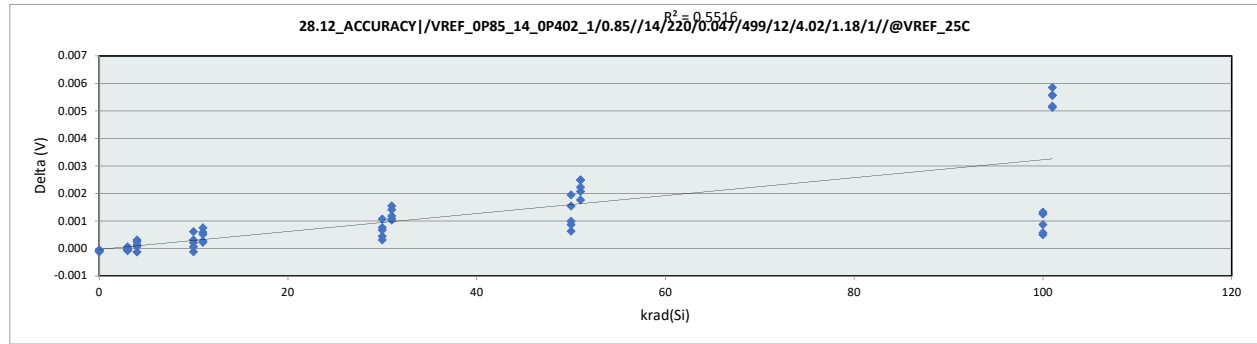
### HDR Report TPS7H1111-QMLP

101	24	1.204	1.210	0.006
101	25	1.203	1.209	0.006
	Max	1.206	1.210	0.006
	Average	1.203	1.204	0.001
	Min	1.201	1.201	0.000
	Std Dev	0.001	0.002	0.002

# HDR Report TPS7H1111-QMLP

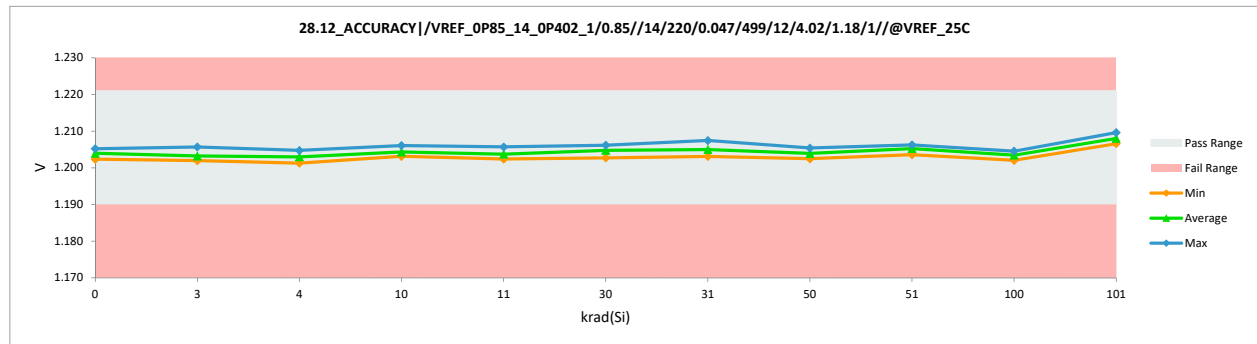
		28.12_ACCURACY VREF	
Test Site		Dallas	Dallas
Tester		ETS-364	ETS-364
Test Number		EB6938	EB6938
Unit		V	V
Max Limit		1.221	1.221
Min Limit		1.19	1.19

krad(Si)	Serial #	Pre	Post	Delta
0	51	1.204	1.203	0.000
0	52	1.204	1.204	0.000
0	53	1.202	1.202	0.000
0	54	1.205	1.205	0.000
0	55	1.205	1.205	0.000
3	26	1.204	1.204	0.000
3	27	1.202	1.202	0.000
3	28	1.206	1.206	0.000
3	29	1.202	1.202	0.000
3	30	1.203	1.203	0.000
4	1	1.201	1.201	0.000
4	2	1.203	1.203	0.000
4	3	1.205	1.205	0.000
4	4	1.203	1.203	0.000
4	5	1.202	1.203	0.000
10	31	1.203	1.203	0.000
10	32	1.206	1.206	0.000
10	33	1.204	1.204	0.000
10	34	1.204	1.205	0.000
10	35	1.203	1.204	0.001
11	6	1.202	1.202	0.001
11	7	1.203	1.203	0.001
11	8	1.202	1.203	0.000
11	9	1.205	1.206	0.001
11	10	1.204	1.205	0.000
30	36	1.205	1.206	0.001
30	37	1.205	1.206	0.001
30	38	1.205	1.205	0.000
30	39	1.202	1.203	0.000
30	40	1.204	1.204	0.001
31	15	1.206	1.207	0.002
31	16	1.204	1.205	0.001
31	17	1.202	1.203	0.001
31	18	1.203	1.204	0.001
31	19	1.204	1.205	0.001
50	41	1.202	1.203	0.001
50	42	1.202	1.202	0.001
50	43	1.202	1.204	0.002
50	44	1.204	1.205	0.001
50	45	1.204	1.205	0.002
51	11	1.204	1.206	0.002
51	12	1.203	1.205	0.002
51	13	1.204	1.206	0.002
51	14	1.202	1.204	0.002
51	20	1.203	1.206	0.002
100	46	1.202	1.203	0.001
100	47	1.203	1.204	0.001
100	48	1.201	1.202	0.001
100	49	1.204	1.204	0.001
100	50	1.204	1.205	0.001
101	21	1.202	1.207	0.005
101	22	1.201	1.207	0.005
101	23	1.202	1.208	0.006



		28.12_ACCURACY VREF	
Test Site		Dallas	
Tester		ETS-364	
Test Number		EB6938	
Max Limit		1.221	V
Min Limit		1.19	V

krad(Si)	0	3	4	10	11	30	31	50	51	100	101
LL	1.190	1.190	1.190	1.190	1.190	1.190	1.190	1.190	1.190	1.190	1.190
Min	1.202	1.202	1.201	1.203	1.202	1.203	1.203	1.202	1.204	1.202	1.207
Average	1.204	1.203	1.203	1.204	1.204	1.205	1.205	1.204	1.205	1.203	1.208
Max	1.205	1.206	1.205	1.206	1.206	1.206	1.207	1.205	1.206	1.205	1.210
UL	1.221	1.221	1.221	1.221	1.221	1.221	1.221	1.221	1.221	1.221	1.221



### HDR Report TPS7H1111-QMLP

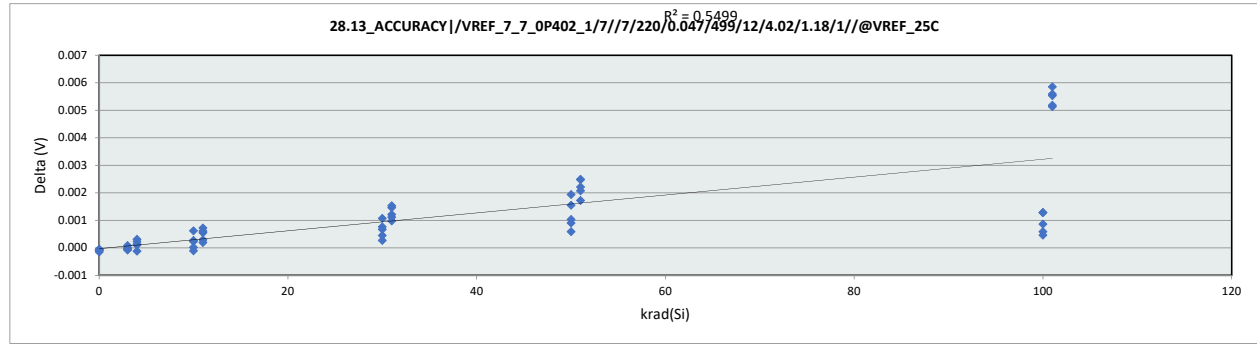
101	24	1.204	1.210	0.006
101	25	1.203	1.209	0.006
	Max	1.206	1.210	0.006
	Average	1.203	1.204	0.001
	Min	1.201	1.201	0.000
	Std Dev	0.001	0.002	0.002



# HDR Report TPS7H1111-QMLP

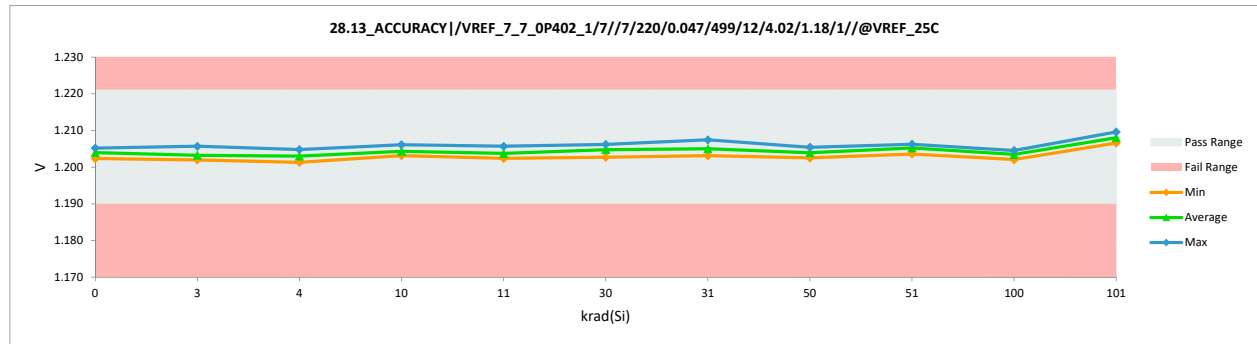
28.13 ACCURACY/VREF		
Test Site	Dallas	Dallas
Tester	ETS-364	ETS-364
Test Number	EB6938	EB6938
Unit	V	V
Max Limit	1.221	1.221
Min Limit	1.19	1.19

krad(Si)	Serial #	Pre	Post	Delta
0	51	1.204	1.203	0.000
0	52	1.204	1.204	0.000
0	53	1.202	1.202	0.000
0	54	1.205	1.205	0.000
0	55	1.205	1.205	0.000
3	26	1.204	1.204	0.000
3	27	1.202	1.202	0.000
3	28	1.206	1.206	0.000
3	29	1.202	1.202	0.000
3	30	1.203	1.203	0.000
4	1	1.201	1.201	0.000
4	2	1.203	1.203	0.000
4	3	1.205	1.205	0.000
4	4	1.203	1.203	0.000
4	5	1.202	1.203	0.000
10	31	1.203	1.203	0.000
10	32	1.206	1.206	0.000
10	33	1.204	1.204	0.000
10	34	1.204	1.205	0.000
10	35	1.203	1.204	0.001
11	6	1.202	1.202	0.001
11	7	1.203	1.203	0.001
11	8	1.202	1.203	0.000
11	9	1.205	1.206	0.001
11	10	1.204	1.205	0.000
30	36	1.205	1.206	0.001
30	37	1.205	1.206	0.001
30	38	1.205	1.205	0.000
30	39	1.202	1.203	0.000
30	40	1.204	1.204	0.001
31	15	1.206	1.207	0.002
31	16	1.204	1.205	0.001
31	17	1.202	1.203	0.001
31	18	1.203	1.204	0.001
31	19	1.204	1.205	0.001
50	41	1.202	1.203	0.001
50	42	1.202	1.203	0.001
50	43	1.202	1.204	0.002
50	44	1.204	1.205	0.001
50	45	1.204	1.205	0.002
51	11	1.204	1.206	0.002
51	12	1.203	1.205	0.002
51	13	1.204	1.206	0.002
51	14	1.202	1.204	0.002
51	20	1.203	1.206	0.002
100	46	1.202	1.203	0.000
100	47	1.203	1.204	0.001
100	48	1.201	1.202	0.001
100	49	1.204	1.204	0.001
100	50	1.204	1.205	0.001
101	21	1.202	1.207	0.005
101	22	1.201	1.207	0.005
101	23	1.202	1.208	0.006



28.13 ACCURACY/VREF		
Test Site	Dallas	
Tester	ETS-364	
Test Number	EB6938	
Max Limit	1.221	V
Min Limit	1.19	V

krad(Si)	0	3	4	10	11	30	31	50	51	100	101
LL	1.190	1.190	1.190	1.190	1.190	1.190	1.190	1.190	1.190	1.190	1.190
Min	1.202	1.202	1.201	1.203	1.202	1.203	1.203	1.203	1.204	1.202	1.207
Average	1.204	1.203	1.203	1.204	1.204	1.205	1.205	1.204	1.205	1.203	1.208
Max	1.205	1.206	1.205	1.206	1.206	1.206	1.207	1.205	1.206	1.205	1.210
UL	1.221	1.221	1.221	1.221	1.221	1.221	1.221	1.221	1.221	1.221	1.221



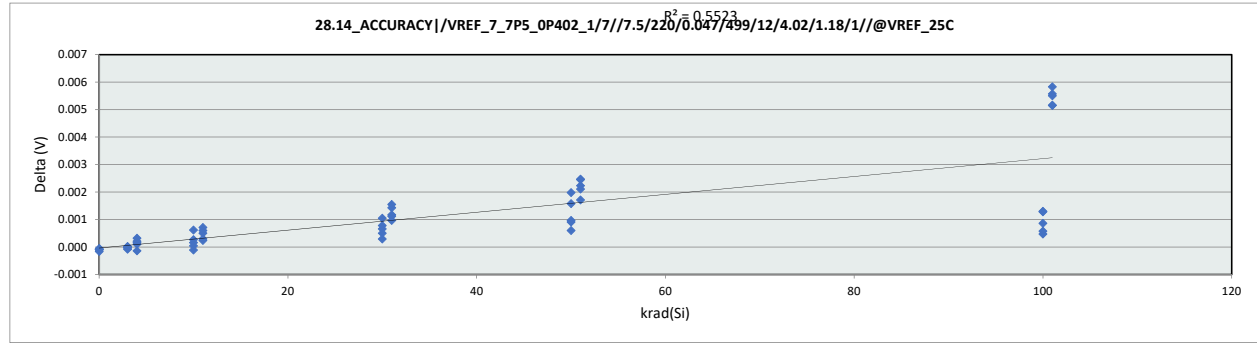
### HDR Report TPS7H1111-QMLP

101	24	1.204	1.210	0.006
101	25	1.203	1.209	0.006
	Max	1.206	1.210	0.006
	Average	1.203	1.204	0.001
	Min	1.201	1.201	0.000
	Std Dev	0.001	0.002	0.002

# HDR Report TPS7H1111-QMLP

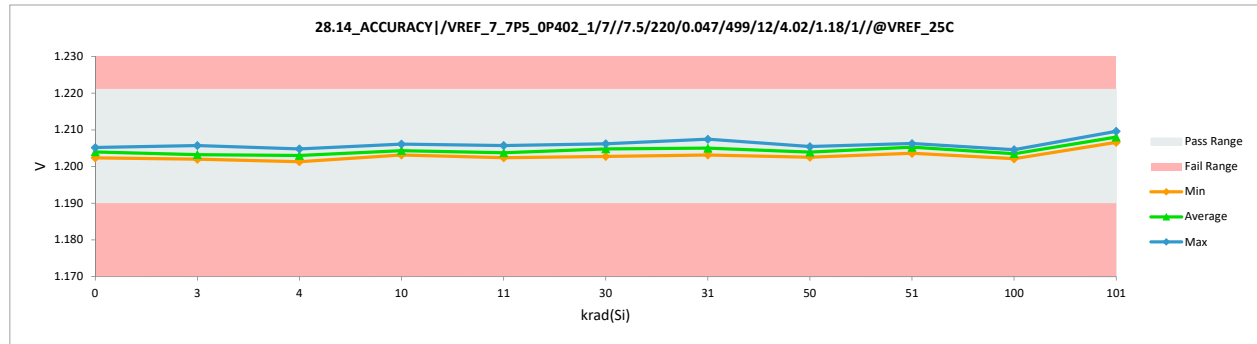
28.14_ACCURACY VREF		
Test Site	Dallas	Dallas
Tester	ETS-364	ETS-364
Test Number	EB6938	EB6938
Unit	V	V
Max Limit	1.221	1.221
Min Limit	1.19	1.19

krad(Si)	Serial #	Pre	Post	Delta
0	51	1.204	1.203	0.000
0	52	1.204	1.204	0.000
0	53	1.202	1.202	0.000
0	54	1.205	1.205	0.000
0	55	1.205	1.205	0.000
3	26	1.204	1.204	0.000
3	27	1.202	1.202	0.000
3	28	1.206	1.206	0.000
3	29	1.202	1.202	0.000
3	30	1.203	1.203	0.000
4	1	1.201	1.201	0.000
4	2	1.203	1.203	0.000
4	3	1.205	1.205	0.000
4	4	1.203	1.203	0.000
4	5	1.202	1.203	0.000
10	31	1.203	1.203	0.000
10	32	1.206	1.206	0.000
10	33	1.204	1.204	0.000
10	34	1.204	1.205	0.000
10	35	1.203	1.204	0.001
11	6	1.202	1.202	0.001
11	7	1.203	1.203	0.001
11	8	1.202	1.203	0.000
11	9	1.205	1.206	0.001
11	10	1.204	1.205	0.000
30	36	1.205	1.206	0.001
30	37	1.205	1.206	0.001
30	38	1.205	1.205	0.000
30	39	1.202	1.203	0.000
30	40	1.204	1.204	0.001
31	15	1.206	1.207	0.002
31	16	1.204	1.205	0.001
31	17	1.202	1.203	0.001
31	18	1.203	1.204	0.001
31	19	1.204	1.205	0.001
50	41	1.202	1.203	0.001
50	42	1.202	1.203	0.001
50	43	1.202	1.204	0.002
50	44	1.204	1.205	0.001
50	45	1.204	1.205	0.002
51	11	1.204	1.206	0.002
51	12	1.203	1.205	0.002
51	13	1.204	1.206	0.002
51	14	1.202	1.204	0.002
51	20	1.203	1.206	0.002
100	46	1.202	1.203	0.000
100	47	1.203	1.204	0.001
100	48	1.201	1.202	0.001
100	49	1.204	1.204	0.001
100	50	1.204	1.205	0.001
101	21	1.202	1.207	0.005
101	22	1.201	1.207	0.005
101	23	1.202	1.208	0.006



28.14_ACCURACY VREF		
Test Site	Dallas	
Tester	ETS-364	
Test Number	EB6938	
Max Limit	1.221	V
Min Limit	1.19	V

krad(Si)	0	3	4	10	11	30	31	50	51	100	101
LL	1.190	1.190	1.190	1.190	1.190	1.190	1.190	1.190	1.190	1.190	1.190
Min	1.202	1.202	1.201	1.203	1.202	1.203	1.203	1.203	1.204	1.202	1.207
Average	1.204	1.203	1.203	1.204	1.204	1.205	1.205	1.204	1.205	1.203	1.208
Max	1.205	1.206	1.205	1.206	1.206	1.206	1.207	1.205	1.206	1.205	1.210
UL	1.221	1.221	1.221	1.221	1.221	1.221	1.221	1.221	1.221	1.221	1.221



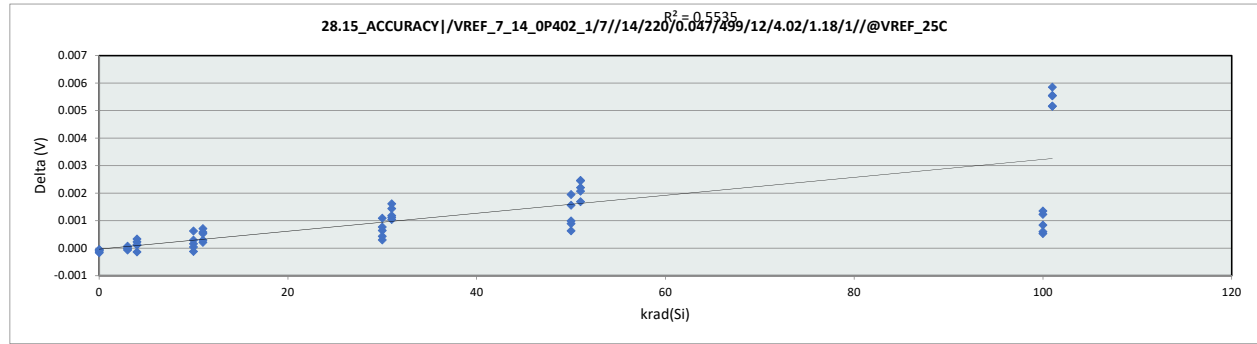
### HDR Report TPS7H1111-QMLP

101	24	1.204	1.210	0.005
101	25	1.203	1.209	0.006
	Max	1.206	1.210	0.006
	Average	1.203	1.204	0.001
	Min	1.201	1.201	0.000
	Std Dev	0.001	0.002	0.002

# HDR Report TPS7H1111-QMLP

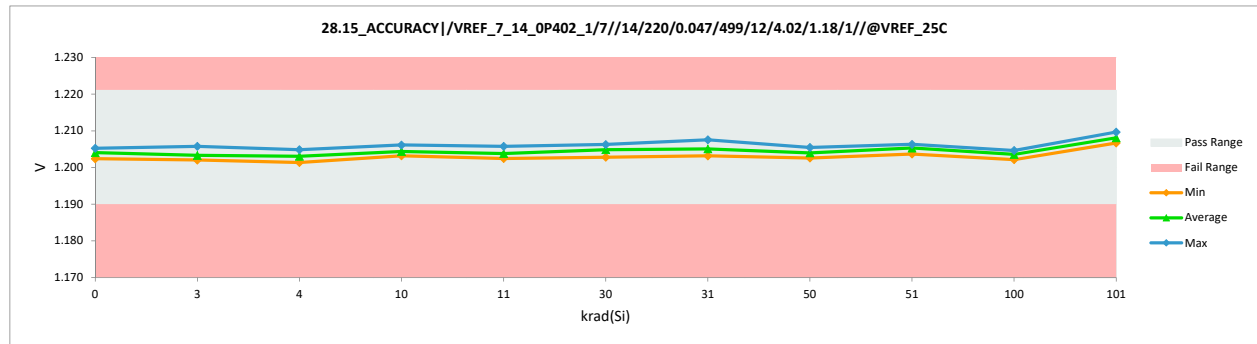
28.15_ACCURACY VREF		
Test Site	Dallas	Dallas
Tester	ETS-364	ETS-364
Test Number	EB6938	EB6938
Unit	V	V
Max Limit	1.221	1.221
Min Limit	1.19	1.19

krad(Si)	Serial #	Pre	Post	Delta
0	51	1.204	1.204	0.000
0	52	1.204	1.204	0.000
0	53	1.202	1.202	0.000
0	54	1.205	1.205	0.000
0	55	1.205	1.205	0.000
3	26	1.204	1.204	0.000
3	27	1.202	1.202	0.000
3	28	1.206	1.206	0.000
3	29	1.202	1.202	0.000
3	30	1.203	1.203	0.000
4	1	1.201	1.201	0.000
4	2	1.203	1.203	0.000
4	3	1.205	1.205	0.000
4	4	1.203	1.203	0.000
4	5	1.203	1.203	0.000
10	31	1.203	1.203	0.000
10	32	1.206	1.206	0.000
10	33	1.204	1.204	0.000
10	34	1.204	1.205	0.000
10	35	1.203	1.204	0.001
11	6	1.202	1.202	0.001
11	7	1.203	1.203	0.001
11	8	1.203	1.203	0.000
11	9	1.205	1.206	0.001
11	10	1.204	1.205	0.000
30	36	1.205	1.206	0.001
30	37	1.205	1.206	0.001
30	38	1.205	1.205	0.000
30	39	1.202	1.203	0.000
30	40	1.204	1.204	0.001
31	15	1.206	1.208	0.002
31	16	1.204	1.205	0.001
31	17	1.202	1.203	0.001
31	18	1.203	1.204	0.001
31	19	1.204	1.205	0.001
50	41	1.202	1.203	0.001
50	42	1.202	1.203	0.001
50	43	1.202	1.204	0.002
50	44	1.204	1.205	0.001
50	45	1.204	1.205	0.002
51	11	1.204	1.206	0.002
51	12	1.203	1.205	0.002
51	13	1.204	1.206	0.002
51	14	1.202	1.204	0.002
51	20	1.204	1.206	0.002
100	46	1.202	1.203	0.001
100	47	1.203	1.204	0.001
100	48	1.201	1.202	0.001
100	49	1.204	1.204	0.001
100	50	1.204	1.205	0.001
101	21	1.202	1.207	0.005
101	22	1.202	1.207	0.005
101	23	1.202	1.208	0.006



28.15_ACCURACY VREF		
Test Site	Dallas	
Tester	ETS-364	
Test Number	EB6938	
Max Limit	1.221	V
Min Limit	1.19	V

krad(Si)	0	3	4	10	11	30	31	50	51	100	101
LL	1.190	1.190	1.190	1.190	1.190	1.190	1.190	1.190	1.190	1.190	1.190
Min	1.202	1.202	1.201	1.203	1.202	1.203	1.203	1.203	1.204	1.202	1.207
Average	1.204	1.203	1.203	1.204	1.204	1.205	1.205	1.204	1.205	1.204	1.208
Max	1.205	1.206	1.205	1.206	1.206	1.206	1.208	1.205	1.206	1.205	1.210
UL	1.221	1.221	1.221	1.221	1.221	1.221	1.221	1.221	1.221	1.221	1.221



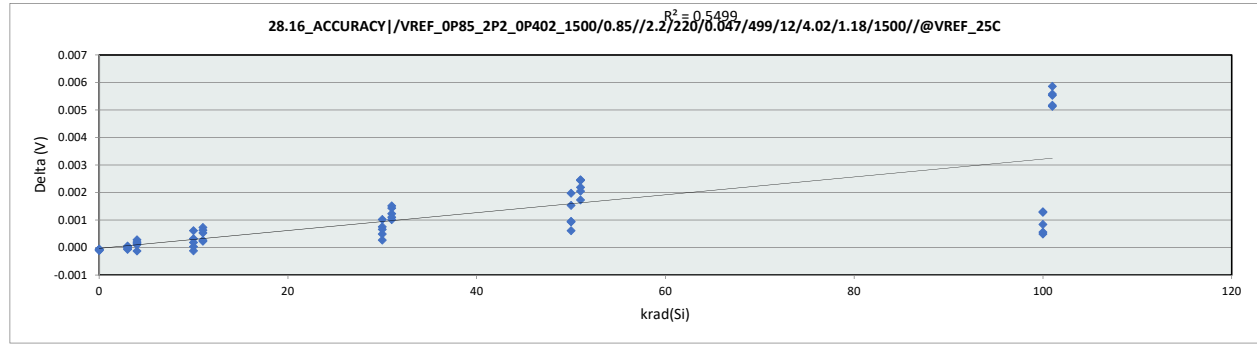
HDR Report  
TPS7H1111-QMLP

101	24	1.204	1.210	0.006
101	25	1.203	1.209	0.006
	Max	1.206	1.210	0.006
	Average	1.203	1.204	0.001
	Min	1.201	1.201	0.000
	Std Dev	0.001	0.002	0.002

# HDR Report TPS7H1111-QMLP

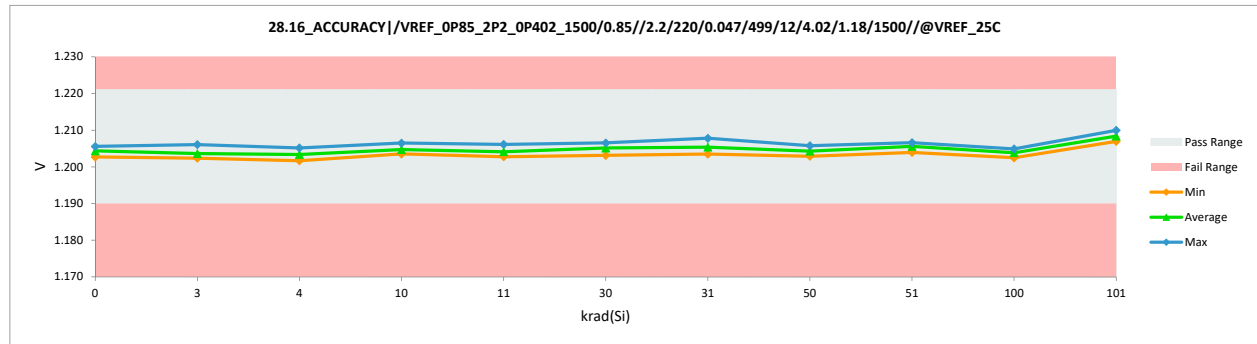
28.16 ACCURACY VREF		
Test Site	Dallas	Dallas
Tester	ETS-364	ETS-364
Test Number	EB6938	EB6938
Unit	V	V
Max Limit	1.221	1.221
Min Limit	1.19	1.19

krad(Si)	Serial #	Pre	Post	Delta
0	51	1.204	1.204	0.000
0	52	1.205	1.205	0.000
0	53	1.203	1.203	0.000
0	54	1.205	1.205	0.000
0	55	1.206	1.206	0.000
3	26	1.204	1.204	0.000
3	27	1.202	1.202	0.000
3	28	1.206	1.206	0.000
3	29	1.202	1.202	0.000
3	30	1.203	1.203	0.000
4	1	1.201	1.202	0.000
4	2	1.203	1.203	0.000
4	3	1.205	1.205	0.000
4	4	1.204	1.204	0.000
4	5	1.203	1.203	0.000
10	31	1.204	1.204	0.000
10	32	1.206	1.206	0.000
10	33	1.204	1.204	0.000
10	34	1.205	1.205	0.000
10	35	1.204	1.204	0.001
11	6	1.202	1.203	0.001
11	7	1.203	1.204	0.001
11	8	1.203	1.203	0.000
11	9	1.205	1.206	0.001
11	10	1.205	1.205	0.000
30	36	1.206	1.207	0.001
30	37	1.205	1.206	0.001
30	38	1.205	1.205	0.000
30	39	1.203	1.203	0.000
30	40	1.204	1.205	0.001
31	15	1.206	1.208	0.002
31	16	1.204	1.205	0.001
31	17	1.202	1.203	0.001
31	18	1.203	1.205	0.001
31	19	1.205	1.206	0.001
50	41	1.203	1.203	0.001
50	42	1.202	1.203	0.001
50	43	1.202	1.204	0.002
50	44	1.205	1.205	0.001
50	45	1.204	1.206	0.002
51	11	1.204	1.206	0.002
51	12	1.203	1.205	0.002
51	13	1.204	1.207	0.002
51	14	1.202	1.204	0.002
51	20	1.204	1.206	0.002
100	46	1.203	1.203	0.000
100	47	1.203	1.204	0.001
100	48	1.201	1.202	0.001
100	49	1.204	1.204	0.001
100	50	1.204	1.205	0.001
101	21	1.202	1.207	0.005
101	22	1.202	1.207	0.005
101	23	1.203	1.208	0.006



28.16 ACCURACY VREF		
Test Site	Dallas	
Tester	ETS-364	
Test Number	EB6938	
Max Limit	1.221	V
Min Limit	1.19	V

krad(Si)	0	3	4	10	11	30	31	50	51	100	101
LL	1.190	1.190	1.190	1.190	1.190	1.190	1.190	1.190	1.190	1.190	1.190
Min	1.203	1.202	1.202	1.204	1.203	1.203	1.203	1.203	1.204	1.202	1.207
Average	1.204	1.204	1.203	1.205	1.204	1.205	1.205	1.204	1.206	1.204	1.208
Max	1.206	1.206	1.205	1.206	1.206	1.207	1.208	1.206	1.207	1.205	1.210
UL	1.221	1.221	1.221	1.221	1.221	1.221	1.221	1.221	1.221	1.221	1.221



### HDR Report TPS7H1111-QMLP

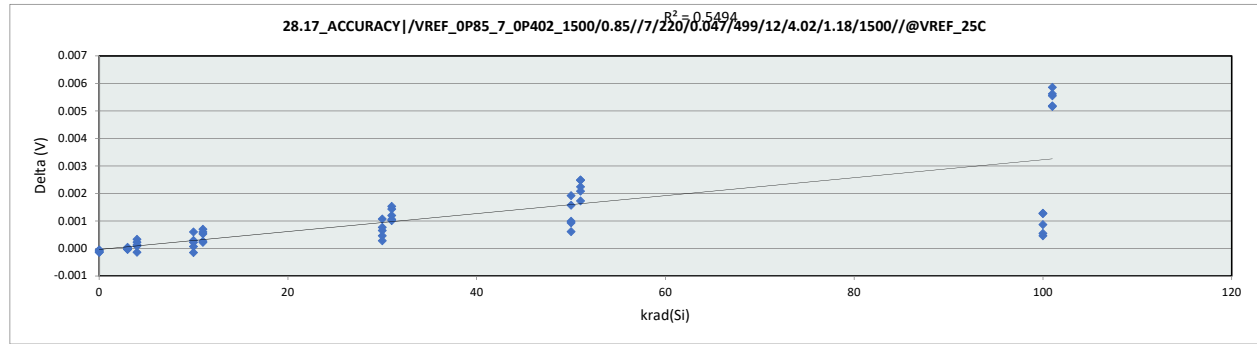
101	24	1.204	1.210	0.006
101	25	1.204	1.210	0.006
	Max	1.206	1.210	0.006
	Average	1.204	1.205	0.001
	Min	1.201	1.202	0.000
	Std Dev	0.001	0.002	0.002



# HDR Report TPS7H1111-QMLP

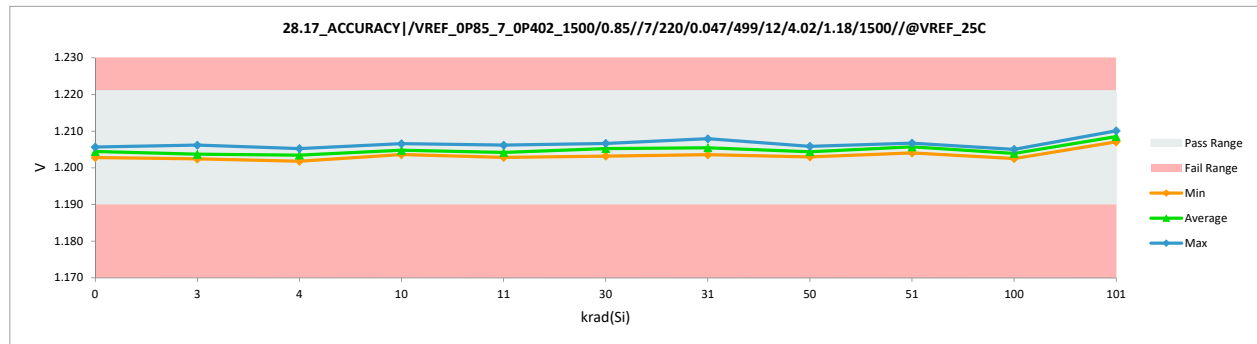
28.17_ACCURACY VREF		
Test Site	Dallas	Dallas
Tester	ETS-364	ETS-364
Test Number	EB6938	EB6938
Unit	V	V
Max Limit	1.221	1.221
Min Limit	1.19	1.19

krad(Si)	Serial #	Pre	Post	Delta
0	51	1.204	1.204	0.000
0	52	1.205	1.205	0.000
0	53	1.203	1.203	0.000
0	54	1.205	1.205	0.000
0	55	1.206	1.206	0.000
3	26	1.204	1.204	0.000
3	27	1.202	1.202	0.000
3	28	1.206	1.206	0.000
3	29	1.202	1.203	0.000
3	30	1.203	1.203	0.000
4	1	1.201	1.202	0.000
4	2	1.203	1.203	0.000
4	3	1.205	1.205	0.000
4	4	1.204	1.204	0.000
4	5	1.203	1.203	0.000
10	31	1.204	1.204	0.000
10	32	1.206	1.207	0.000
10	33	1.204	1.204	0.000
10	34	1.205	1.205	0.000
10	35	1.204	1.204	0.001
11	6	1.202	1.203	0.001
11	7	1.203	1.204	0.001
11	8	1.203	1.203	0.000
11	9	1.206	1.206	0.001
11	10	1.205	1.205	0.000
30	36	1.206	1.207	0.001
30	37	1.205	1.206	0.001
30	38	1.205	1.205	0.000
30	39	1.203	1.203	0.000
30	40	1.204	1.205	0.001
31	15	1.206	1.208	0.002
31	16	1.204	1.205	0.001
31	17	1.202	1.204	0.001
31	18	1.204	1.205	0.001
31	19	1.205	1.206	0.001
50	41	1.203	1.204	0.001
50	42	1.202	1.203	0.001
50	43	1.202	1.204	0.002
50	44	1.205	1.205	0.001
50	45	1.204	1.206	0.002
51	11	1.204	1.206	0.002
51	12	1.203	1.205	0.002
51	13	1.204	1.207	0.002
51	14	1.202	1.204	0.002
51	20	1.204	1.206	0.002
100	46	1.203	1.203	0.000
100	47	1.203	1.204	0.001
100	48	1.201	1.203	0.001
100	49	1.204	1.205	0.001
100	50	1.204	1.205	0.001
101	21	1.202	1.207	0.005
101	22	1.202	1.207	0.005
101	23	1.203	1.208	0.006



28.17_ACCURACY VREF		
Test Site	Dallas	
Tester	ETS-364	
Test Number	EB6938	
Max Limit	1.221	V
Min Limit	1.19	V

krad(Si)	0	3	4	10	11	30	31	50	51	100	101
LL	1.190	1.190	1.190	1.190	1.190	1.190	1.190	1.190	1.190	1.190	1.190
Min	1.203	1.202	1.202	1.204	1.203	1.203	1.204	1.203	1.204	1.203	1.207
Average	1.204	1.204	1.203	1.205	1.204	1.205	1.205	1.204	1.206	1.204	1.209
Max	1.206	1.206	1.205	1.207	1.206	1.207	1.208	1.206	1.207	1.205	1.210
UL	1.221	1.221	1.221	1.221	1.221	1.221	1.221	1.221	1.221	1.221	1.221



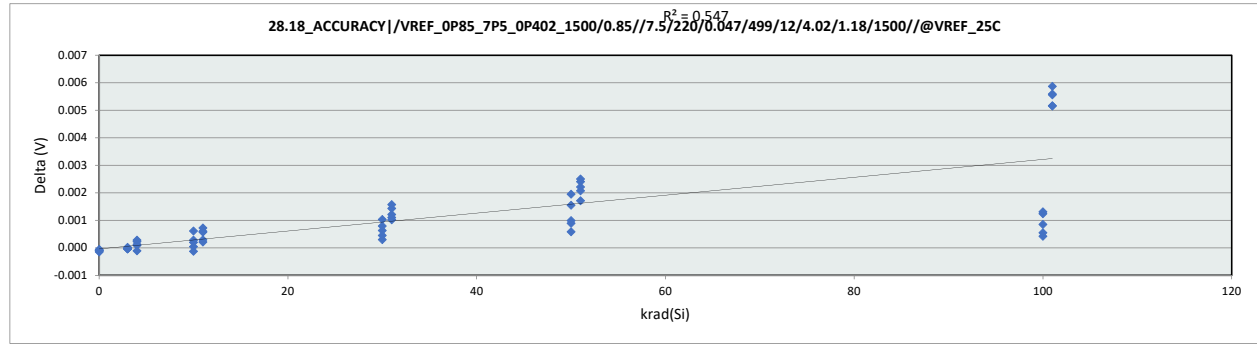
### HDR Report TPS7H1111-QMLP

101	24	1.205	1.210	0.006
101	25	1.204	1.210	0.006
	Max	1.206	1.210	0.006
	Average	1.204	1.205	0.001
	Min	1.201	1.202	0.000
	Std Dev	0.001	0.002	0.002

# HDR Report TPS7H1111-QMLP

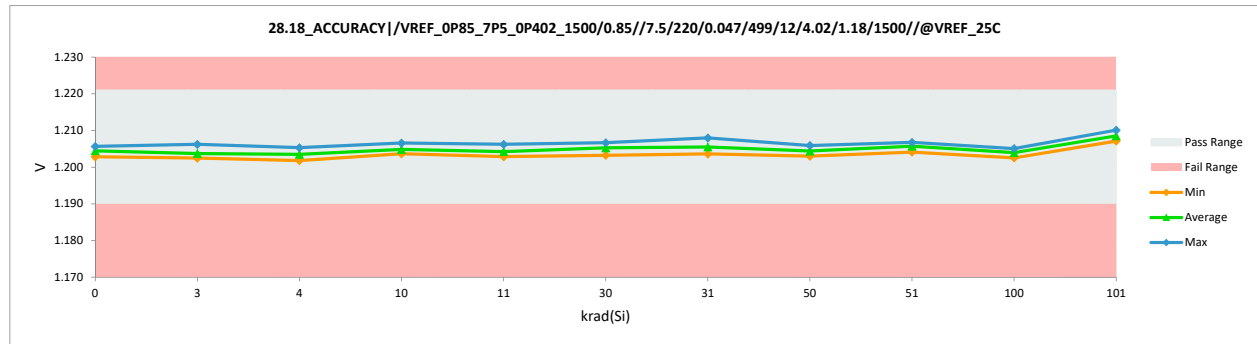
28.18_ACCURACY VREF		
Test Site	Dallas	Dallas
Tester	ETS-364	ETS-364
Test Number	EB6938	EB6938
Unit	V	V
Max Limit	1.221	1.221
Min Limit	1.19	1.19

krad(Si)	Serial #	Pre	Post	Delta
0	51	1.204	1.204	0.000
0	52	1.205	1.205	0.000
0	53	1.203	1.203	0.000
0	54	1.205	1.205	0.000
0	55	1.206	1.206	0.000
3	26	1.204	1.204	0.000
3	27	1.202	1.202	0.000
3	28	1.206	1.206	0.000
3	29	1.203	1.203	0.000
3	30	1.203	1.203	0.000
4	1	1.202	1.202	0.000
4	2	1.203	1.203	0.000
4	3	1.205	1.205	0.000
4	4	1.204	1.204	0.000
4	5	1.203	1.203	0.000
10	31	1.204	1.204	0.000
10	32	1.206	1.207	0.000
10	33	1.204	1.204	0.000
10	34	1.205	1.205	0.000
10	35	1.204	1.204	0.001
11	6	1.202	1.203	0.001
11	7	1.203	1.204	0.001
11	8	1.203	1.203	0.000
11	9	1.206	1.206	0.001
11	10	1.205	1.205	0.000
30	36	1.206	1.207	0.001
30	37	1.205	1.206	0.001
30	38	1.205	1.206	0.000
30	39	1.203	1.203	0.000
30	40	1.204	1.205	0.001
31	15	1.206	1.208	0.002
31	16	1.204	1.205	0.001
31	17	1.202	1.204	0.001
31	18	1.204	1.205	0.001
31	19	1.205	1.206	0.001
50	41	1.203	1.204	0.001
50	42	1.202	1.203	0.001
50	43	1.202	1.204	0.002
50	44	1.205	1.205	0.001
50	45	1.204	1.206	0.002
51	11	1.204	1.206	0.002
51	12	1.203	1.205	0.002
51	13	1.204	1.207	0.003
51	14	1.202	1.204	0.002
51	20	1.204	1.206	0.002
100	46	1.203	1.203	0.000
100	47	1.203	1.204	0.001
100	48	1.201	1.203	0.001
100	49	1.204	1.205	0.001
100	50	1.204	1.205	0.001
101	21	1.202	1.207	0.005
101	22	1.202	1.207	0.005
101	23	1.203	1.208	0.006



28.18_ACCURACY VREF		
Test Site	Dallas	
Tester	ETS-364	
Test Number	EB6938	
Max Limit	1.221	V
Min Limit	1.19	V

krad(Si)	0	3	4	10	11	30	31	50	51	100	101
LL	1.190	1.190	1.190	1.190	1.190	1.190	1.190	1.190	1.190	1.190	1.190
Min	1.203	1.202	1.202	1.204	1.203	1.203	1.204	1.203	1.204	1.203	1.207
Average	1.204	1.204	1.204	1.205	1.204	1.205	1.205	1.204	1.206	1.204	1.209
Max	1.206	1.206	1.205	1.207	1.206	1.207	1.208	1.206	1.207	1.205	1.210
UL	1.221	1.221	1.221	1.221	1.221	1.221	1.221	1.221	1.221	1.221	1.221



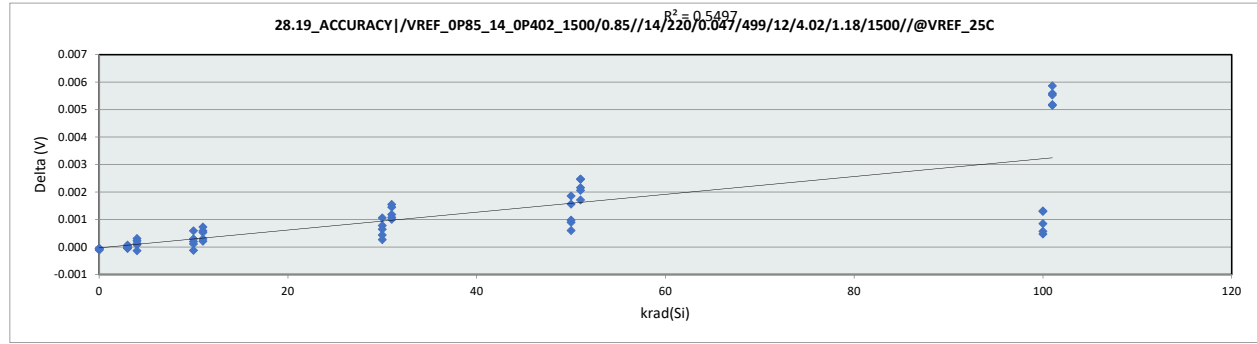
### HDR Report TPS7H1111-QMLP

101	24	1.205	1.210	0.006
101	25	1.204	1.210	0.006
	Max	1.206	1.210	0.006
	Average	1.204	1.205	0.001
	Min	1.201	1.202	0.000
	Std Dev	0.001	0.002	0.002

# HDR Report TPS7H1111-QMLP

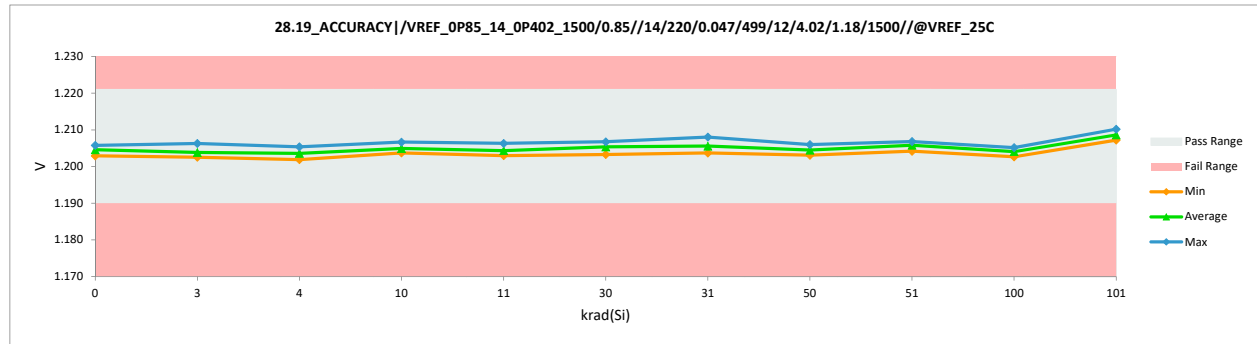
28.19 ACCURACY VREF		
Test Site	Dallas	Dallas
Tester	ETS-364	ETS-364
Test Number	EB6938	EB6938
Unit	V	V
Max Limit	1.221	1.221
Min Limit	1.19	1.19

krad(Si)	Serial #	Pre	Post	Delta
0	51	1.204	1.204	0.000
0	52	1.205	1.205	0.000
0	53	1.203	1.203	0.000
0	54	1.205	1.205	0.000
0	55	1.206	1.206	0.000
3	26	1.204	1.204	0.000
3	27	1.203	1.203	0.000
3	28	1.206	1.206	0.000
3	29	1.203	1.203	0.000
3	30	1.203	1.203	0.000
4	1	1.202	1.202	0.000
4	2	1.204	1.203	0.000
4	3	1.205	1.205	0.000
4	4	1.204	1.204	0.000
4	5	1.203	1.203	0.000
10	31	1.204	1.204	0.000
10	32	1.206	1.207	0.000
10	33	1.204	1.204	0.000
10	34	1.205	1.205	0.000
10	35	1.204	1.205	0.001
11	6	1.202	1.203	0.001
11	7	1.203	1.204	0.001
11	8	1.203	1.203	0.000
11	9	1.206	1.206	0.001
11	10	1.205	1.205	0.000
30	36	1.206	1.207	0.001
30	37	1.206	1.206	0.001
30	38	1.205	1.206	0.000
30	39	1.203	1.203	0.000
30	40	1.204	1.205	0.001
31	15	1.206	1.208	0.002
31	16	1.204	1.205	0.001
31	17	1.202	1.204	0.001
31	18	1.204	1.205	0.001
31	19	1.205	1.206	0.001
50	41	1.203	1.204	0.001
50	42	1.202	1.203	0.001
50	43	1.202	1.204	0.002
50	44	1.205	1.205	0.001
50	45	1.204	1.206	0.002
51	11	1.204	1.206	0.002
51	12	1.203	1.205	0.002
51	13	1.204	1.207	0.002
51	14	1.202	1.204	0.002
51	20	1.204	1.206	0.002
100	46	1.203	1.203	0.000
100	47	1.203	1.205	0.001
100	48	1.201	1.203	0.001
100	49	1.204	1.205	0.001
100	50	1.204	1.205	0.001
101	21	1.202	1.208	0.005
101	22	1.202	1.207	0.005
101	23	1.203	1.208	0.006



28.19 ACCURACY VREF		
Test Site	Dallas	
Tester	ETS-364	
Test Number	EB6938	
Max Limit	1.221	V
Min Limit	1.19	V

krad(Si)	0	3	4	10	11	30	31	50	51	100	101
LL	1.190	1.190	1.190	1.190	1.190	1.190	1.190	1.190	1.190	1.190	1.190
Min	1.203	1.203	1.202	1.204	1.203	1.203	1.204	1.203	1.204	1.203	1.207
Average	1.205	1.204	1.204	1.205	1.204	1.205	1.206	1.204	1.206	1.204	1.209
Max	1.206	1.206	1.205	1.207	1.206	1.207	1.208	1.206	1.207	1.205	1.210
UL	1.221	1.221	1.221	1.221	1.221	1.221	1.221	1.221	1.221	1.221	1.221



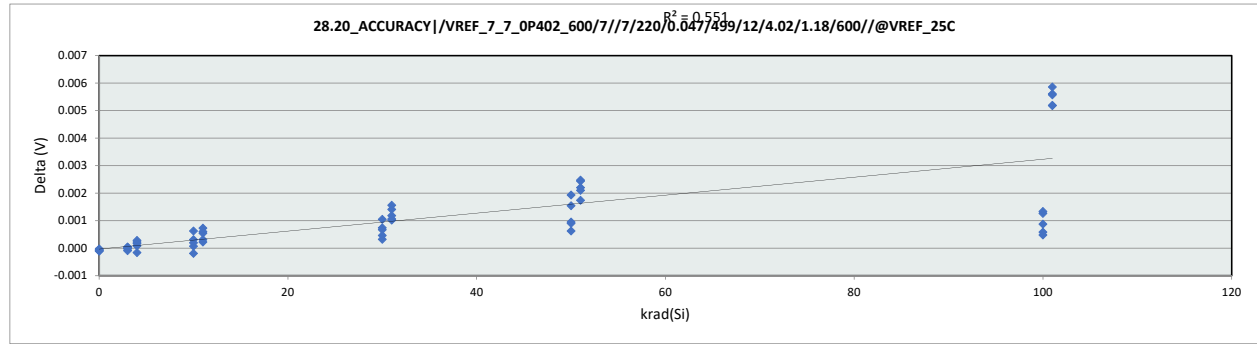
### HDR Report TPS7H1111-QMLP

101	24	1.205	1.210	0.006
101	25	1.204	1.210	0.006
	Max	1.206	1.210	0.006
	Average	1.204	1.205	0.001
	Min	1.201	1.202	0.000
	Std Dev	0.001	0.002	0.002

# HDR Report TPS7H1111-QMLP

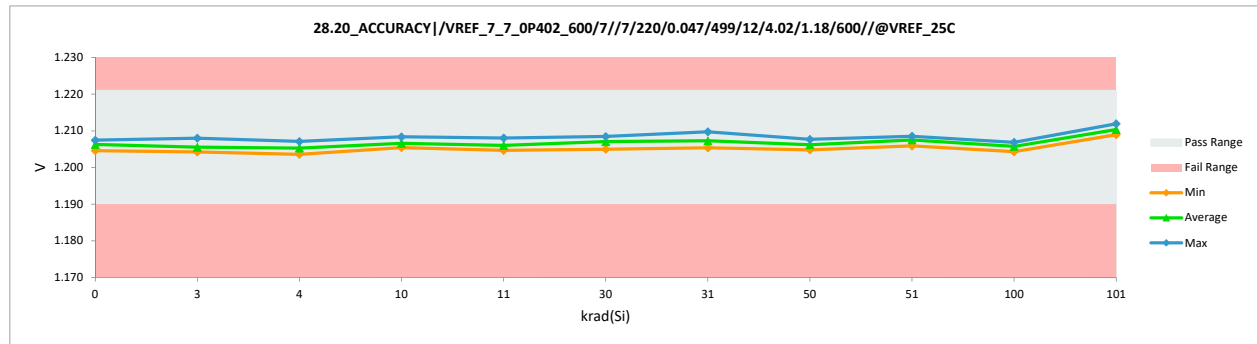
		28.20_ACCURACY VREF	
Test Site		Dallas	Dallas
Tester		ETS-364	ETS-364
Test Number		EB6938	EB6938
Unit		V	V
Max Limit		1.221	1.221
Min Limit		1.19	1.19

krad(Si)	Serial #	Pre	Post	Delta
0	51	1.206	1.206	0.000
0	52	1.207	1.207	0.000
0	53	1.205	1.205	0.000
0	54	1.207	1.207	0.000
0	55	1.208	1.207	0.000
3	26	1.206	1.206	0.000
3	27	1.204	1.204	0.000
3	28	1.208	1.208	0.000
3	29	1.204	1.204	0.000
3	30	1.205	1.205	0.000
4	1	1.203	1.204	0.000
4	2	1.205	1.205	0.000
4	3	1.207	1.207	0.000
4	4	1.206	1.206	0.000
4	5	1.205	1.205	0.000
10	31	1.206	1.205	0.000
10	32	1.208	1.208	0.000
10	33	1.206	1.206	0.000
10	34	1.207	1.207	0.000
10	35	1.206	1.206	0.001
11	6	1.204	1.205	0.001
11	7	1.205	1.206	0.001
11	8	1.205	1.205	0.000
11	9	1.207	1.208	0.001
11	10	1.207	1.207	0.000
30	36	1.207	1.208	0.001
30	37	1.207	1.208	0.001
30	38	1.207	1.207	0.000
30	39	1.205	1.205	0.000
30	40	1.206	1.207	0.001
31	15	1.208	1.210	0.002
31	16	1.206	1.207	0.001
31	17	1.204	1.205	0.001
31	18	1.205	1.206	0.001
31	19	1.207	1.208	0.001
50	41	1.204	1.205	0.001
50	42	1.204	1.205	0.001
50	43	1.204	1.206	0.002
50	44	1.207	1.207	0.001
50	45	1.206	1.208	0.002
51	11	1.206	1.208	0.002
51	12	1.205	1.207	0.002
51	13	1.206	1.209	0.002
51	14	1.204	1.206	0.002
51	20	1.206	1.208	0.002
100	46	1.205	1.205	0.000
100	47	1.205	1.206	0.001
100	48	1.203	1.204	0.001
100	49	1.206	1.206	0.001
100	50	1.206	1.207	0.001
101	21	1.204	1.209	0.005
101	22	1.204	1.209	0.005
101	23	1.205	1.210	0.006



		28.20_ACCURACY VREF	
Test Site		Dallas	
Tester		ETS-364	
Test Number		EB6938	
Max Limit		1.221	V
Min Limit		1.19	V

krad(Si)	0	3	4	10	11	30	31	50	51	100	101
LL	1.190	1.190	1.190	1.190	1.190	1.190	1.190	1.190	1.190	1.190	1.190
Min	1.205	1.204	1.204	1.205	1.205	1.205	1.205	1.205	1.206	1.204	1.209
Average	1.206	1.206	1.205	1.207	1.206	1.207	1.207	1.206	1.208	1.206	1.210
Max	1.207	1.208	1.207	1.208	1.208	1.208	1.210	1.208	1.209	1.207	1.212
UL	1.221	1.221	1.221	1.221	1.221	1.221	1.221	1.221	1.221	1.221	1.221



### HDR Report TPS7H1111-QMLP

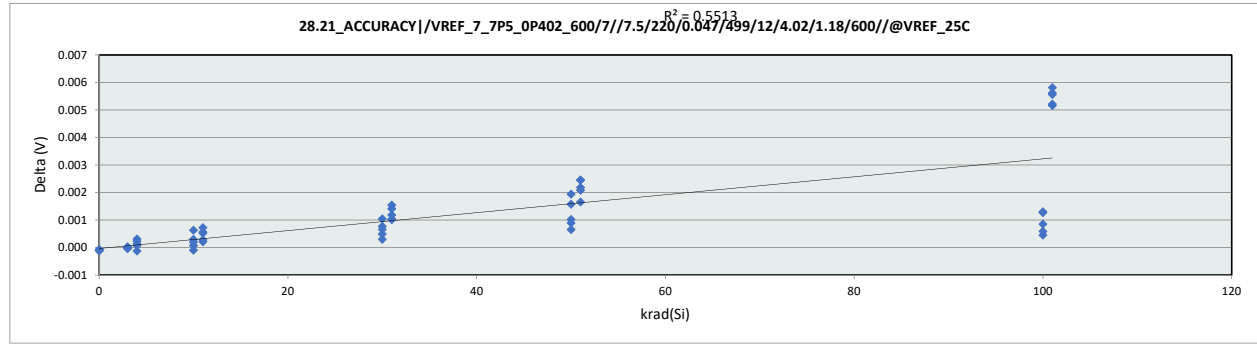
101	24	1.206	1.212	0.006
101	25	1.206	1.211	0.006
	Max	1.208	1.212	0.006
	Average	1.206	1.207	0.001
	Min	1.203	1.204	0.000
	Std Dev	0.001	0.002	0.002



# HDR Report TPS7H1111-QMLP

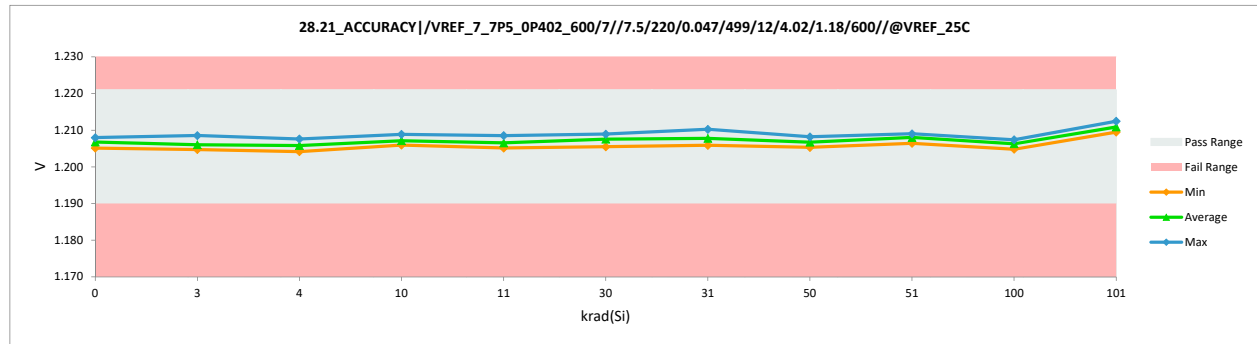
		28.21_ACCURACY VREF	
Test Site		Dallas	Dallas
Tester		ETS-364	ETS-364
Test Number		EB6938	EB6938
Unit		V	V
Max Limit		1.221	1.221
Min Limit		1.19	1.19

krad(Si)	Serial #	Pre	Post	Delta
0	51	1.206	1.206	0.000
0	52	1.207	1.207	0.000
0	53	1.205	1.205	0.000
0	54	1.207	1.207	0.000
0	55	1.208	1.208	0.000
3	26	1.206	1.206	0.000
3	27	1.205	1.205	0.000
3	28	1.209	1.209	0.000
3	29	1.205	1.205	0.000
3	30	1.206	1.206	0.000
4	1	1.204	1.204	0.000
4	2	1.206	1.206	0.000
4	3	1.208	1.208	0.000
4	4	1.206	1.206	0.000
4	5	1.205	1.205	0.000
10	31	1.206	1.206	0.000
10	32	1.209	1.209	0.000
10	33	1.206	1.207	0.000
10	34	1.207	1.207	0.000
10	35	1.206	1.207	0.001
11	6	1.204	1.205	0.001
11	7	1.206	1.206	0.001
11	8	1.205	1.205	0.000
11	9	1.208	1.209	0.001
11	10	1.207	1.207	0.000
30	36	1.208	1.209	0.001
30	37	1.208	1.208	0.001
30	38	1.208	1.208	0.000
30	39	1.205	1.205	0.000
30	40	1.206	1.207	0.001
31	15	1.209	1.210	0.002
31	16	1.207	1.208	0.001
31	17	1.204	1.206	0.001
31	18	1.206	1.207	0.001
31	19	1.207	1.208	0.001
50	41	1.205	1.206	0.001
50	42	1.204	1.205	0.001
50	43	1.205	1.207	0.002
50	44	1.207	1.208	0.001
50	45	1.207	1.208	0.002
51	11	1.206	1.209	0.002
51	12	1.206	1.207	0.002
51	13	1.207	1.209	0.002
51	14	1.204	1.206	0.002
51	20	1.206	1.209	0.002
100	46	1.205	1.206	0.000
100	47	1.205	1.207	0.001
100	48	1.204	1.205	0.001
100	49	1.206	1.207	0.001
100	50	1.207	1.207	0.001
101	21	1.205	1.210	0.005
101	22	1.204	1.209	0.005
101	23	1.205	1.211	0.006



		28.21_ACCURACY V	
Test Site		Dallas	
Tester		ETS-364	
Test Number		EB6938	
Max Limit		1.221	V
Min Limit		1.19	V

krad(Si)	0	3	4	10	11	30	31	50	51	100	101
LL	1.190	1.190	1.190	1.190	1.190	1.190	1.190	1.190	1.190	1.190	1.190
Min	1.205	1.205	1.204	1.206	1.205	1.205	1.206	1.205	1.206	1.205	1.209
Average	1.207	1.206	1.206	1.207	1.207	1.208	1.208	1.207	1.208	1.206	1.211
Max	1.208	1.209	1.208	1.209	1.209	1.209	1.210	1.208	1.209	1.207	1.212
UL	1.221	1.221	1.221	1.221	1.221	1.221	1.221	1.221	1.221	1.221	1.221



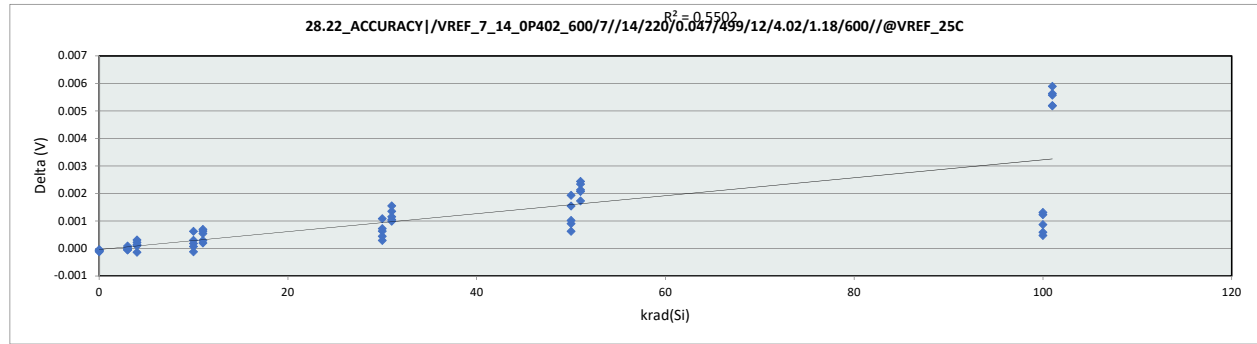
### HDR Report TPS7H1111-QMLP

101	24	1.207	1.212	0.006
101	25	1.206	1.212	0.006
	Max	1.209	1.212	0.006
	Average	1.206	1.207	0.001
	Min	1.204	1.204	0.000
	Std Dev	0.001	0.002	0.002

# HDR Report TPS7H1111-QMLP

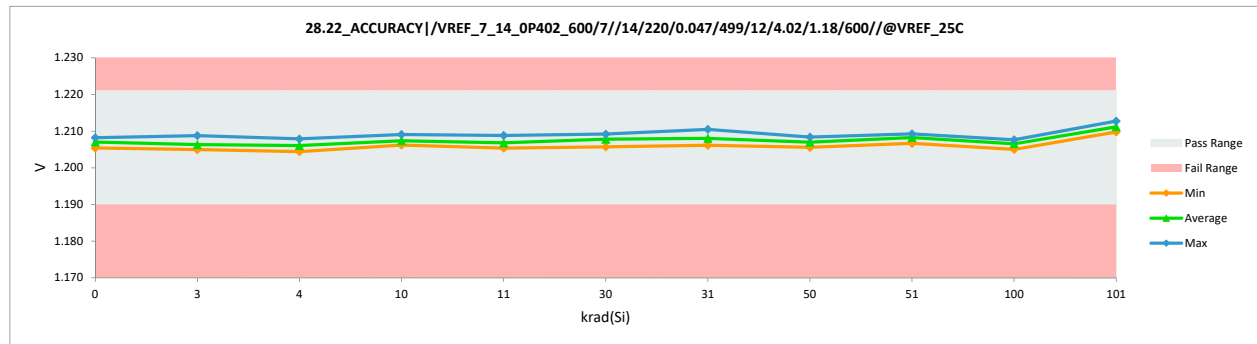
		28.22_ACCURACY VREF	
Test Site		Dallas	Dallas
Tester		ETS-364	ETS-364
Test Number		EB6938	EB6938
Unit		V	V
Max Limit		1.221	1.221
Min Limit		1.19	1.19

krad(Si)	Serial #	Pre	Post	Delta
0	51	1.207	1.207	0.000
0	52	1.207	1.207	0.000
0	53	1.205	1.205	0.000
0	54	1.208	1.208	0.000
0	55	1.208	1.208	0.000
3	26	1.207	1.207	0.000
3	27	1.205	1.205	0.000
3	28	1.209	1.209	0.000
3	29	1.205	1.205	0.000
3	30	1.206	1.206	0.000
4	1	1.204	1.204	0.000
4	2	1.206	1.206	0.000
4	3	1.208	1.208	0.000
4	4	1.206	1.206	0.000
4	5	1.206	1.206	0.000
10	31	1.206	1.206	0.000
10	32	1.209	1.209	0.000
10	33	1.207	1.207	0.000
10	34	1.207	1.208	0.000
10	35	1.206	1.207	0.001
11	6	1.205	1.205	0.001
11	7	1.206	1.206	0.001
11	8	1.206	1.206	0.000
11	9	1.208	1.209	0.001
11	10	1.207	1.208	0.000
30	36	1.208	1.209	0.001
30	37	1.208	1.209	0.001
30	38	1.208	1.208	0.000
30	39	1.205	1.206	0.000
30	40	1.207	1.207	0.001
31	15	1.209	1.210	0.002
31	16	1.207	1.208	0.001
31	17	1.205	1.206	0.001
31	18	1.206	1.207	0.001
31	19	1.207	1.208	0.001
50	41	1.205	1.206	0.001
50	42	1.205	1.206	0.001
50	43	1.205	1.207	0.002
50	44	1.207	1.208	0.001
50	45	1.207	1.208	0.002
51	11	1.207	1.209	0.002
51	12	1.206	1.208	0.002
51	13	1.207	1.209	0.002
51	14	1.205	1.207	0.002
51	20	1.207	1.209	0.002
100	46	1.205	1.206	0.000
100	47	1.206	1.207	0.001
100	48	1.204	1.205	0.001
100	49	1.207	1.207	0.001
100	50	1.207	1.208	0.001
101	21	1.205	1.210	0.005
101	22	1.205	1.210	0.005
101	23	1.205	1.211	0.006



		28.22_ACCURACY VREF	
Test Site		Dallas	Dallas
Tester		ETS-364	ETS-364
Test Number		EB6938	EB6938
Max Limit		1.221	V
Min Limit		1.19	V

krad(Si)	0	3	4	10	11	30	31	50	51	100	101
LL	1.190	1.190	1.190	1.190	1.190	1.190	1.190	1.190	1.190	1.190	1.190
Min	1.205	1.205	1.204	1.206	1.205	1.206	1.206	1.206	1.207	1.205	1.210
Average	1.207	1.206	1.206	1.207	1.207	1.208	1.208	1.207	1.208	1.207	1.211
Max	1.208	1.209	1.208	1.209	1.209	1.209	1.210	1.208	1.209	1.208	1.213
UL	1.221	1.221	1.221	1.221	1.221	1.221	1.221	1.221	1.221	1.221	1.221



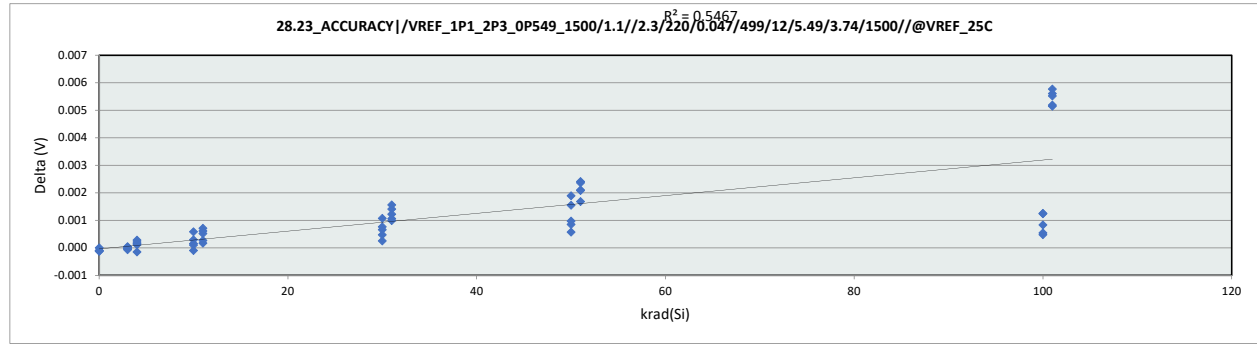
### HDR Report TPS7H1111-QMLP

101	24	1.207	1.213	0.006
101	25	1.206	1.212	0.006
	Max	1.209	1.213	0.006
	Average	1.206	1.207	0.001
	Min	1.204	1.204	0.000
	Std Dev	0.001	0.002	0.002

# HDR Report TPS7H1111-QMLP

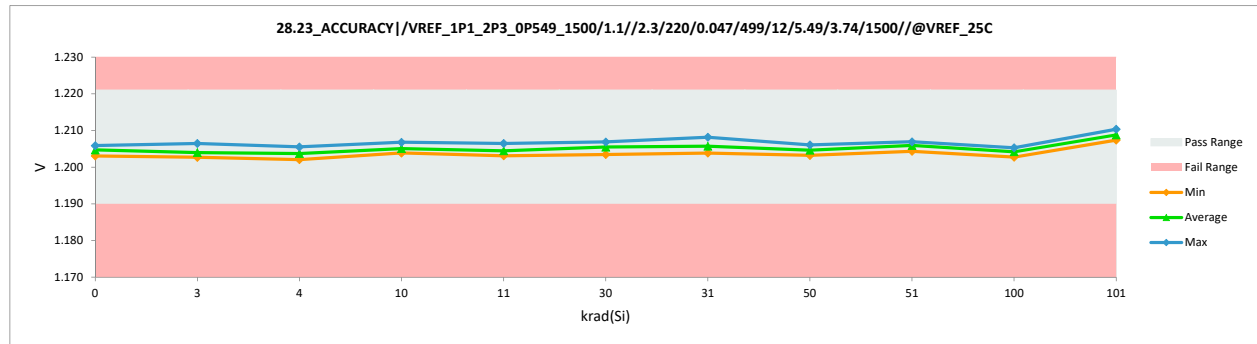
28.23_ACCURACY VREF		
Test Site	Dallas	Dallas
Tester	ETS-364	ETS-364
Test Number	EB6938	EB6938
Unit	V	V
Max Limit	1.221	1.221
Min Limit	1.19	1.19

krad(Si)	Serial #	Pre	Post	Delta
0	51	1.204	1.204	0.000
0	52	1.205	1.205	0.000
0	53	1.203	1.203	0.000
0	54	1.205	1.205	0.000
0	55	1.206	1.206	0.000
3	26	1.204	1.204	0.000
3	27	1.203	1.203	0.000
3	28	1.207	1.206	0.000
3	29	1.203	1.203	0.000
3	30	1.204	1.203	0.000
4	1	1.202	1.202	0.000
4	2	1.204	1.204	0.000
4	3	1.205	1.206	0.000
4	4	1.204	1.204	0.000
4	5	1.203	1.203	0.000
10	31	1.204	1.204	0.000
10	32	1.207	1.207	0.000
10	33	1.204	1.205	0.000
10	34	1.205	1.205	0.000
10	35	1.204	1.205	0.001
11	6	1.202	1.203	0.001
11	7	1.203	1.204	0.001
11	8	1.203	1.203	0.000
11	9	1.206	1.206	0.001
11	10	1.205	1.205	0.000
30	36	1.206	1.207	0.001
30	37	1.206	1.206	0.001
30	38	1.206	1.206	0.000
30	39	1.203	1.203	0.000
30	40	1.204	1.205	0.001
31	15	1.207	1.208	0.002
31	16	1.204	1.206	0.001
31	17	1.202	1.204	0.001
31	18	1.204	1.205	0.001
31	19	1.205	1.206	0.001
50	41	1.203	1.204	0.001
50	42	1.202	1.203	0.001
50	43	1.203	1.204	0.002
50	44	1.205	1.206	0.001
50	45	1.205	1.206	0.002
51	11	1.204	1.206	0.002
51	12	1.204	1.205	0.002
51	13	1.205	1.207	0.002
51	14	1.202	1.204	0.002
51	20	1.204	1.207	0.002
100	46	1.203	1.203	0.000
100	47	1.203	1.205	0.001
100	48	1.201	1.203	0.001
100	49	1.204	1.205	0.001
100	50	1.204	1.205	0.001
101	21	1.203	1.208	0.005
101	22	1.202	1.207	0.005
101	23	1.203	1.209	0.006



28.23_ACCURACY VREF		
Test Site	Dallas	
Tester	ETS-364	
Test Number	EB6938	
Max Limit	1.221	V
Min Limit	1.19	V

krad(Si)	0	3	4	10	11	30	31	50	51	100	101
LL	1.190	1.190	1.190	1.190	1.190	1.190	1.190	1.190	1.190	1.190	1.190
Min	1.203	1.203	1.202	1.204	1.203	1.203	1.204	1.203	1.204	1.203	1.207
Average	1.205	1.204	1.204	1.205	1.204	1.205	1.206	1.205	1.206	1.204	1.209
Max	1.206	1.206	1.206	1.207	1.206	1.207	1.208	1.206	1.207	1.205	1.210
UL	1.221	1.221	1.221	1.221	1.221	1.221	1.221	1.221	1.221	1.221	1.221



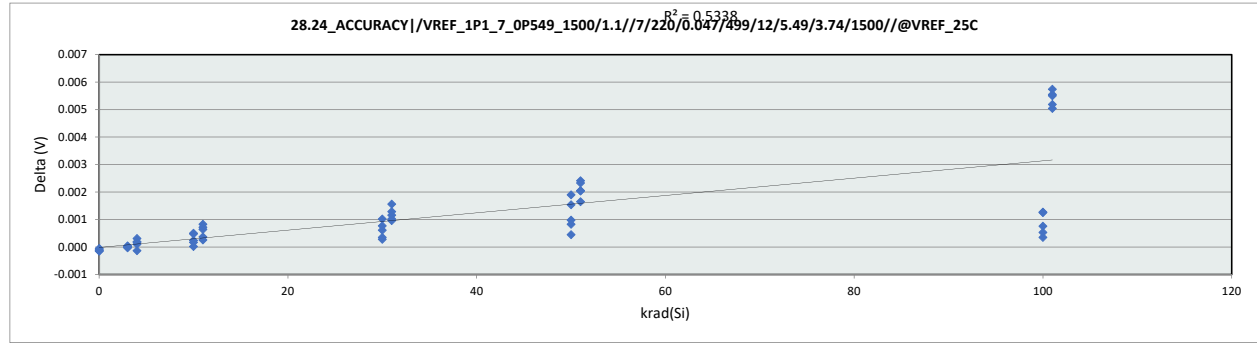
### HDR Report TPS7H1111-QMLP

101	24	1.205	1.210	0.006
101	25	1.204	1.210	0.006
	Max	1.207	1.210	0.006
	Average	1.204	1.205	0.001
	Min	1.201	1.202	0.000
	Std Dev	0.001	0.002	0.002

# HDR Report TPS7H1111-QMLP

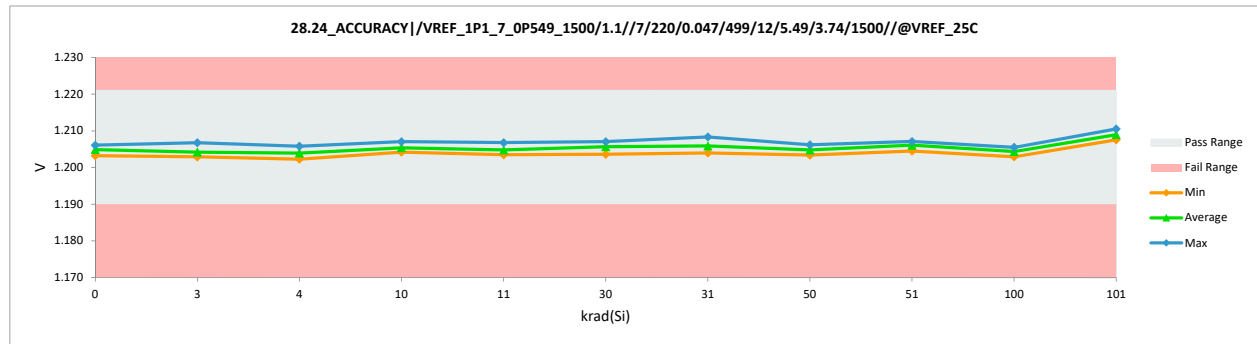
28.24_ACCURACY VREF		
Test Site	Dallas	Dallas
Tester	ETS-364	ETS-364
Test Number	EB6938	EB6938
Unit	V	V
Max Limit	1.221	1.221
Min Limit	1.19	1.19

krad(Si)	Serial #	Pre	Post	Delta
0	51	1.205	1.204	0.000
0	52	1.205	1.205	0.000
0	53	1.203	1.203	0.000
0	54	1.205	1.205	0.000
0	55	1.206	1.206	0.000
3	26	1.205	1.205	0.000
3	27	1.203	1.203	0.000
3	28	1.207	1.207	0.000
3	29	1.203	1.203	0.000
3	30	1.204	1.204	0.000
4	1	1.202	1.202	0.000
4	2	1.204	1.204	0.000
4	3	1.206	1.206	0.000
4	4	1.204	1.204	0.000
4	5	1.203	1.204	0.000
10	31	1.204	1.204	0.000
10	32	1.207	1.207	0.000
10	33	1.205	1.205	0.000
10	34	1.205	1.206	0.000
10	35	1.204	1.205	0.000
11	6	1.203	1.203	0.001
11	7	1.204	1.204	0.001
11	8	1.203	1.204	0.000
11	9	1.206	1.207	0.001
11	10	1.205	1.206	0.000
30	36	1.206	1.207	0.001
30	37	1.206	1.207	0.001
30	38	1.206	1.206	0.000
30	39	1.203	1.204	0.000
30	40	1.205	1.205	0.001
31	15	1.207	1.208	0.002
31	16	1.205	1.206	0.001
31	17	1.203	1.204	0.001
31	18	1.204	1.205	0.001
31	19	1.205	1.206	0.001
50	41	1.203	1.204	0.001
50	42	1.203	1.203	0.001
50	43	1.203	1.205	0.002
50	44	1.205	1.206	0.000
50	45	1.205	1.206	0.002
51	11	1.205	1.207	0.002
51	12	1.204	1.205	0.002
51	13	1.205	1.207	0.002
51	14	1.202	1.204	0.002
51	20	1.204	1.207	0.002
100	46	1.203	1.204	0.000
100	47	1.203	1.205	0.001
100	48	1.202	1.203	0.001
100	49	1.204	1.205	0.001
100	50	1.205	1.205	0.001
101	21	1.203	1.208	0.005
101	22	1.203	1.208	0.005
101	23	1.203	1.209	0.006



28.24_ACCURACY VREF		
Test Site	Dallas	
Tester	ETS-364	
Test Number	EB6938	
Max Limit	1.221	V
Min Limit	1.19	V

krad(Si)	0	3	4	10	11	30	31	50	51	100	101
LL	1.190	1.190	1.190	1.190	1.190	1.190	1.190	1.190	1.190	1.190	1.190
Min	1.203	1.203	1.202	1.204	1.203	1.204	1.204	1.203	1.204	1.203	1.208
Average	1.205	1.204	1.204	1.205	1.205	1.206	1.206	1.205	1.206	1.204	1.209
Max	1.206	1.207	1.206	1.207	1.207	1.207	1.208	1.206	1.207	1.205	1.211
UL	1.221	1.221	1.221	1.221	1.221	1.221	1.221	1.221	1.221	1.221	1.221



### HDR Report TPS7H1111-QMLP

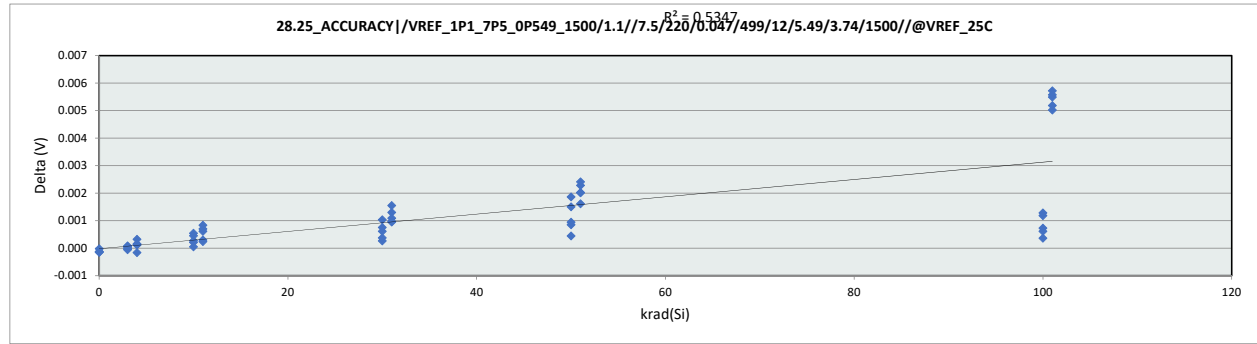
101	24	1.205	1.211	0.006
101	25	1.204	1.210	0.006
	Max	1.207	1.211	0.006
	Average	1.204	1.205	0.001
	Min	1.202	1.202	0.000
	Std Dev	0.001	0.002	0.002



# HDR Report TPS7H1111-QMLP

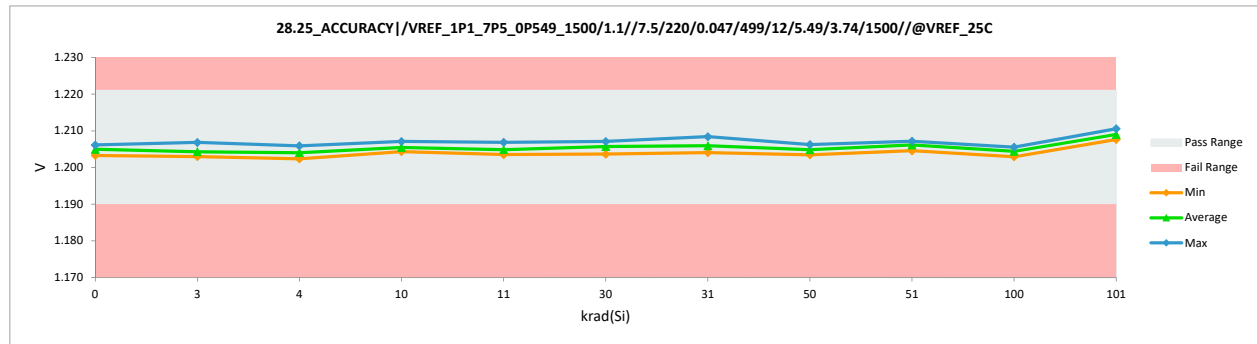
28.25_ACCURACY VREF		
Test Site	Dallas	Dallas
Tester	ETS-364	ETS-364
Test Number	EB6938	EB6938
Unit	V	V
Max Limit	1.221	1.221
Min Limit	1.19	1.19

krad(Si)	Serial #	Pre	Post	Delta
0	51	1.205	1.205	0.000
0	52	1.205	1.205	0.000
0	53	1.203	1.203	0.000
0	54	1.206	1.206	0.000
0	55	1.206	1.206	0.000
3	26	1.205	1.205	0.000
3	27	1.203	1.203	0.000
3	28	1.207	1.207	0.000
3	29	1.203	1.203	0.000
3	30	1.204	1.204	0.000
4	1	1.202	1.202	0.000
4	2	1.204	1.204	0.000
4	3	1.206	1.206	0.000
4	4	1.204	1.204	0.000
4	5	1.203	1.204	0.000
10	31	1.204	1.204	0.000
10	32	1.207	1.207	0.000
10	33	1.205	1.205	0.000
10	34	1.205	1.206	0.001
10	35	1.205	1.205	0.000
11	6	1.203	1.204	0.001
11	7	1.204	1.204	0.001
11	8	1.204	1.204	0.000
11	9	1.206	1.207	0.001
11	10	1.205	1.206	0.000
30	36	1.206	1.207	0.001
30	37	1.206	1.207	0.001
30	38	1.206	1.206	0.000
30	39	1.203	1.204	0.000
30	40	1.205	1.205	0.001
31	15	1.207	1.208	0.002
31	16	1.205	1.206	0.001
31	17	1.203	1.204	0.001
31	18	1.204	1.205	0.001
31	19	1.205	1.206	0.001
50	41	1.203	1.204	0.001
50	42	1.203	1.203	0.001
50	43	1.203	1.205	0.002
50	44	1.205	1.206	0.000
50	45	1.205	1.206	0.002
51	11	1.205	1.207	0.002
51	12	1.204	1.206	0.002
51	13	1.205	1.207	0.002
51	14	1.203	1.205	0.002
51	20	1.205	1.207	0.002
100	46	1.203	1.204	0.000
100	47	1.204	1.205	0.001
100	48	1.202	1.203	0.001
100	49	1.204	1.205	0.001
100	50	1.205	1.206	0.001
101	21	1.203	1.208	0.005
101	22	1.203	1.208	0.005
101	23	1.203	1.209	0.006



28.25_ACCURACY VREF		
Test Site	Dallas	
Tester	ETS-364	
Test Number	EB6938	
Max Limit	1.221	V
Min Limit	1.19	V

krad(Si)	0	3	4	10	11	30	31	50	51	100	101
LL	1.190	1.190	1.190	1.190	1.190	1.190	1.190	1.190	1.190	1.190	1.190
Min	1.203	1.203	1.202	1.204	1.204	1.204	1.204	1.203	1.205	1.203	1.208
Average	1.205	1.204	1.204	1.205	1.205	1.206	1.206	1.205	1.206	1.204	1.209
Max	1.206	1.207	1.206	1.207	1.207	1.207	1.208	1.206	1.207	1.206	1.211
UL	1.221	1.221	1.221	1.221	1.221	1.221	1.221	1.221	1.221	1.221	1.221



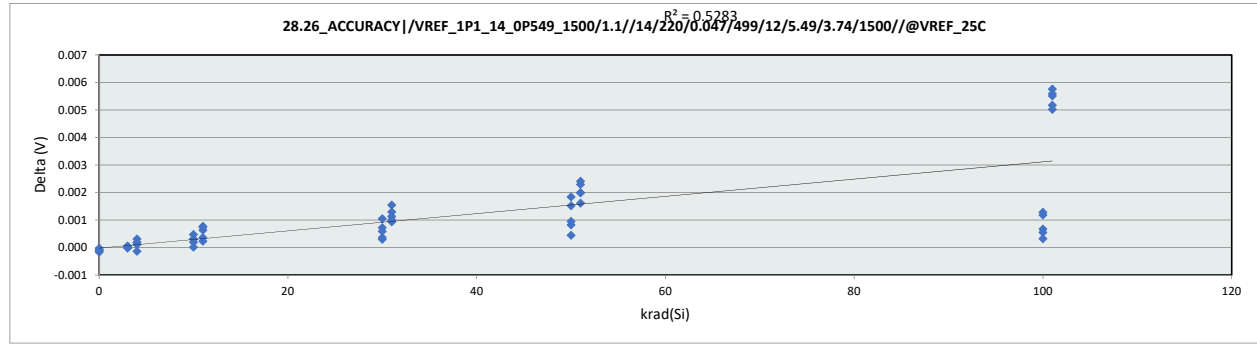
### HDR Report TPS7H1111-QMLP

101	24	1.205	1.211	0.005
101	25	1.204	1.210	0.006
	Max	1.207	1.211	0.006
	Average	1.204	1.205	0.001
	Min	1.202	1.202	0.000
	Std Dev	0.001	0.002	0.002

# HDR Report TPS7H1111-QMLP

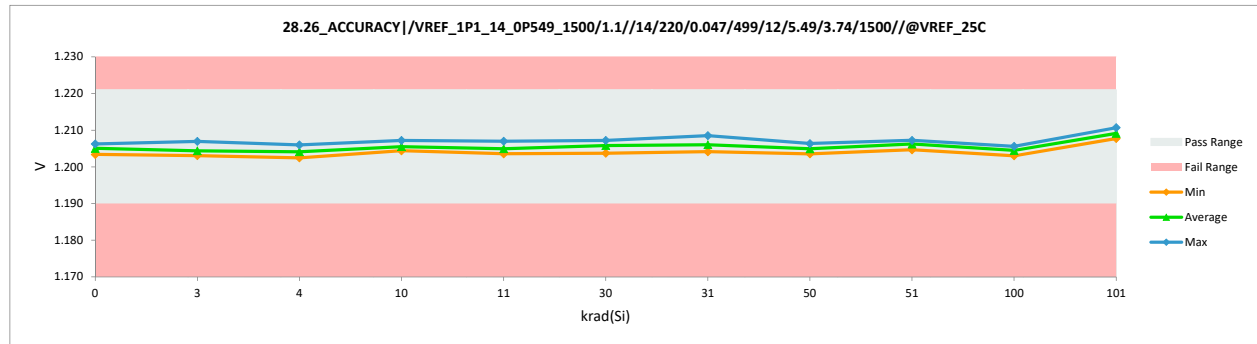
28.26_ACCURACY VREF		
Test Site	Dallas	Dallas
Tester	ETS-364	ETS-364
Test Number	EB6938	EB6938
Unit	V	V
Max Limit	1.221	1.221
Min Limit	1.19	1.19

krad(Si)	Serial #	Pre	Post	Delta
0	51	1.205	1.205	0.000
0	52	1.206	1.205	0.000
0	53	1.203	1.203	0.000
0	54	1.206	1.206	0.000
0	55	1.206	1.206	0.000
3	26	1.205	1.205	0.000
3	27	1.203	1.203	0.000
3	28	1.207	1.207	0.000
3	29	1.203	1.203	0.000
3	30	1.204	1.204	0.000
4	1	1.202	1.202	0.000
4	2	1.204	1.204	0.000
4	3	1.206	1.206	0.000
4	4	1.204	1.204	0.000
4	5	1.204	1.204	0.000
10	31	1.204	1.204	0.000
10	32	1.207	1.207	0.000
10	33	1.205	1.205	0.000
10	34	1.206	1.206	0.000
10	35	1.205	1.205	0.000
11	6	1.203	1.204	0.001
11	7	1.204	1.204	0.001
11	8	1.204	1.204	0.000
11	9	1.206	1.207	0.001
11	10	1.205	1.206	0.000
30	36	1.206	1.207	0.001
30	37	1.206	1.207	0.001
30	38	1.206	1.206	0.000
30	39	1.203	1.204	0.000
30	40	1.205	1.205	0.001
31	15	1.207	1.209	0.002
31	16	1.205	1.206	0.001
31	17	1.203	1.204	0.001
31	18	1.204	1.205	0.001
31	19	1.205	1.206	0.001
50	41	1.203	1.204	0.001
50	42	1.203	1.204	0.001
50	43	1.203	1.205	0.002
50	44	1.205	1.206	0.000
50	45	1.205	1.206	0.002
51	11	1.205	1.207	0.002
51	12	1.204	1.206	0.002
51	13	1.205	1.207	0.002
51	14	1.203	1.205	0.002
51	20	1.205	1.207	0.002
100	46	1.203	1.204	0.000
100	47	1.204	1.205	0.001
100	48	1.202	1.203	0.001
100	49	1.205	1.205	0.001
100	50	1.205	1.206	0.001
101	21	1.203	1.208	0.005
101	22	1.203	1.208	0.005
101	23	1.203	1.209	0.006



28.26_ACCURACY VREF		
Test Site	Dallas	
Tester	ETS-364	
Test Number	EB6938	
Max Limit	1.221	V
Min Limit	1.19	V

krad(Si)	0	3	4	10	11	30	31	50	51	100	101
LL	1.190	1.190	1.190	1.190	1.190	1.190	1.190	1.190	1.190	1.190	1.190
Min	1.203	1.203	1.202	1.204	1.204	1.204	1.204	1.204	1.205	1.203	1.208
Average	1.205	1.204	1.204	1.205	1.205	1.206	1.206	1.205	1.206	1.204	1.209
Max	1.206	1.207	1.206	1.207	1.207	1.207	1.209	1.206	1.207	1.206	1.211
UL	1.221	1.221	1.221	1.221	1.221	1.221	1.221	1.221	1.221	1.221	1.221



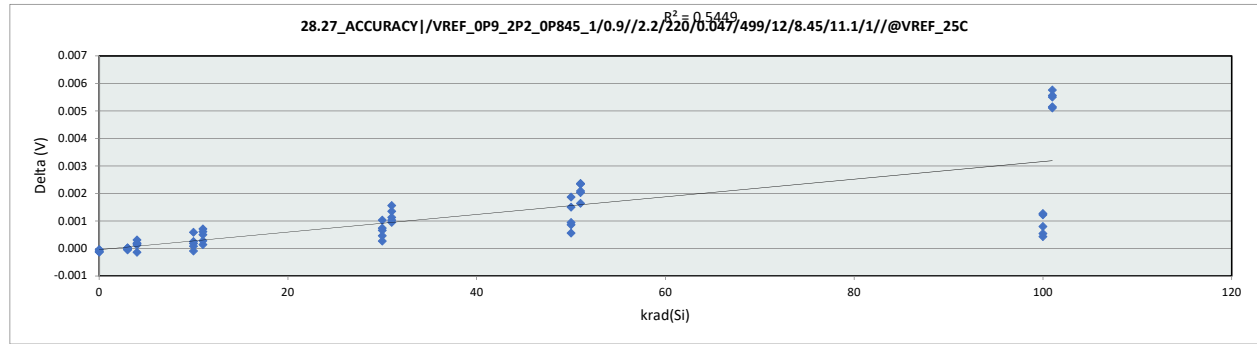
### HDR Report TPS7H1111-QMLP

101	24	1.205	1.211	0.006
101	25	1.204	1.210	0.006
	Max	1.207	1.211	0.006
	Average	1.204	1.205	0.001
	Min	1.202	1.202	0.000
	Std Dev	0.001	0.002	0.002

# HDR Report TPS7H1111-QMLP

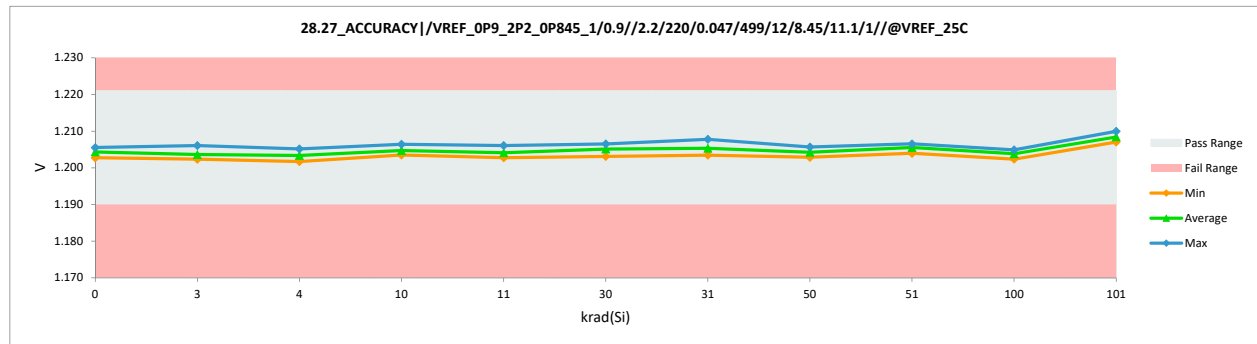
		28.27_ACCURACY VREF	
Test Site		Dallas	Dallas
Tester		ETS-364	ETS-364
Test Number		EB6938	EB6938
Unit		V	V
Max Limit		1.221	1.221
Min Limit		1.19	1.19

krad(Si)	Serial #	Pre	Post	Delta
0	51	1.204	1.204	0.000
0	52	1.205	1.205	0.000
0	53	1.203	1.203	0.000
0	54	1.205	1.205	0.000
0	55	1.206	1.206	0.000
3	26	1.204	1.204	0.000
3	27	1.202	1.202	0.000
3	28	1.206	1.206	0.000
3	29	1.202	1.202	0.000
3	30	1.203	1.203	0.000
4	1	1.201	1.202	0.000
4	2	1.203	1.203	0.000
4	3	1.205	1.205	0.000
4	4	1.204	1.204	0.000
4	5	1.203	1.203	0.000
10	31	1.204	1.203	0.000
10	32	1.206	1.206	0.000
10	33	1.204	1.204	0.000
10	34	1.205	1.205	0.000
10	35	1.204	1.204	0.001
11	6	1.202	1.203	0.001
11	7	1.203	1.204	0.000
11	8	1.203	1.203	0.000
11	9	1.205	1.206	0.001
11	10	1.205	1.205	0.000
30	36	1.205	1.207	0.001
30	37	1.205	1.206	0.001
30	38	1.205	1.205	0.000
30	39	1.203	1.203	0.000
30	40	1.204	1.205	0.001
31	15	1.206	1.208	0.002
31	16	1.204	1.205	0.001
31	17	1.202	1.203	0.001
31	18	1.203	1.204	0.001
31	19	1.205	1.206	0.001
50	41	1.203	1.203	0.001
50	42	1.202	1.203	0.001
50	43	1.202	1.204	0.002
50	44	1.205	1.205	0.001
50	45	1.204	1.206	0.002
51	11	1.204	1.206	0.002
51	12	1.203	1.205	0.002
51	13	1.204	1.207	0.002
51	14	1.202	1.204	0.002
51	20	1.204	1.206	0.002
100	46	1.203	1.203	0.000
100	47	1.203	1.204	0.001
100	48	1.201	1.202	0.001
100	49	1.204	1.204	0.001
100	50	1.204	1.205	0.001
101	21	1.202	1.207	0.005
101	22	1.202	1.207	0.005
101	23	1.203	1.208	0.006



		28.27_ACCURACY V	
Test Site		Dallas	
Tester		ETS-364	
Test Number		EB6938	
Max Limit		1.221	V
Min Limit		1.19	V

krad(Si)	0	3	4	10	11	30	31	50	51	100	101
LL	1.190	1.190	1.190	1.190	1.190	1.190	1.190	1.190	1.190	1.190	1.190
Min	1.203	1.202	1.202	1.203	1.203	1.203	1.203	1.203	1.204	1.202	1.207
Average	1.204	1.204	1.203	1.205	1.204	1.205	1.205	1.204	1.206	1.204	1.208
Max	1.206	1.206	1.205	1.206	1.206	1.207	1.208	1.206	1.207	1.205	1.210
UL	1.221	1.221	1.221	1.221	1.221	1.221	1.221	1.221	1.221	1.221	1.221



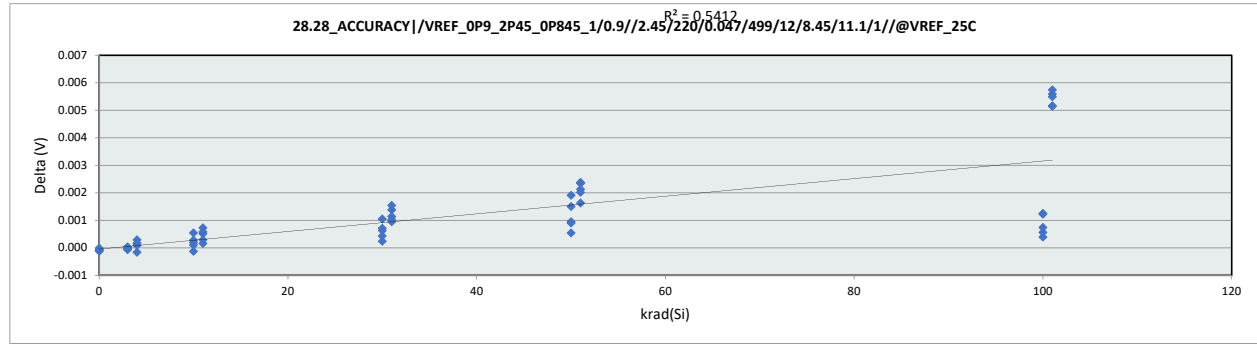
### HDR Report TPS7H1111-QMLP

101	24	1.204	1.210	0.005
101	25	1.204	1.210	0.006
	Max	1.206	1.210	0.006
	Average	1.204	1.205	0.001
	Min	1.201	1.202	0.000
	Std Dev	0.001	0.002	0.002

# HDR Report TPS7H1111-QMLP

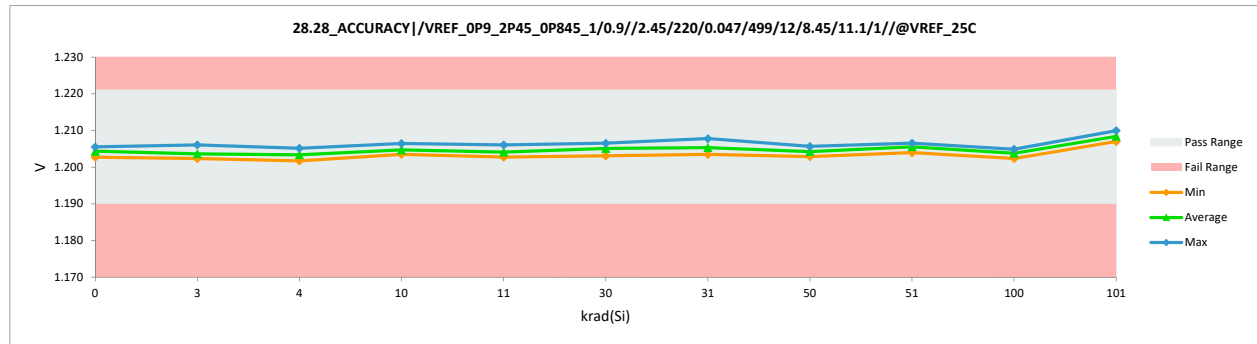
		28.28_ACCURACY VREF	
Test Site		Dallas	Dallas
Tester		ETS-364	ETS-364
Test Number		EB6938	EB6938
Unit		V	V
Max Limit		1.221	1.221
Min Limit		1.19	1.19

krad(Si)	Serial #	Pre	Post	Delta
0	51	1.204	1.204	0.000
0	52	1.205	1.205	0.000
0	53	1.203	1.203	0.000
0	54	1.205	1.205	0.000
0	55	1.206	1.206	0.000
3	26	1.204	1.204	0.000
3	27	1.202	1.202	0.000
3	28	1.206	1.206	0.000
3	29	1.202	1.202	0.000
3	30	1.203	1.203	0.000
4	1	1.201	1.202	0.000
4	2	1.203	1.203	0.000
4	3	1.205	1.205	0.000
4	4	1.204	1.204	0.000
4	5	1.203	1.203	0.000
10	31	1.204	1.203	0.000
10	32	1.206	1.206	0.000
10	33	1.204	1.204	0.000
10	34	1.205	1.205	0.000
10	35	1.204	1.204	0.001
11	6	1.202	1.203	0.001
11	7	1.203	1.204	0.001
11	8	1.203	1.203	0.000
11	9	1.205	1.206	0.001
11	10	1.205	1.205	0.000
30	36	1.205	1.207	0.001
30	37	1.205	1.206	0.001
30	38	1.205	1.205	0.000
30	39	1.203	1.203	0.000
30	40	1.204	1.205	0.001
31	15	1.206	1.208	0.002
31	16	1.204	1.205	0.001
31	17	1.202	1.203	0.001
31	18	1.203	1.204	0.001
31	19	1.205	1.206	0.001
50	41	1.203	1.203	0.001
50	42	1.202	1.203	0.001
50	43	1.202	1.204	0.002
50	44	1.205	1.205	0.001
50	45	1.204	1.206	0.002
51	11	1.204	1.206	0.002
51	12	1.203	1.205	0.002
51	13	1.204	1.207	0.002
51	14	1.202	1.204	0.002
51	20	1.204	1.206	0.002
100	46	1.203	1.203	0.000
100	47	1.203	1.204	0.001
100	48	1.201	1.202	0.001
100	49	1.204	1.204	0.001
100	50	1.204	1.205	0.001
101	21	1.202	1.207	0.005
101	22	1.202	1.207	0.005
101	23	1.203	1.208	0.006



		28.28_ACCURACY VREF	
Test Site		Dallas	
Tester		ETS-364	
Test Number		EB6938	
Max Limit		1.221	V
Min Limit		1.19	V

krad(Si)	0	3	4	10	11	30	31	50	51	100	101
LL	1.190	1.190	1.190	1.190	1.190	1.190	1.190	1.190	1.190	1.190	1.190
Min	1.203	1.202	1.202	1.203	1.203	1.203	1.203	1.203	1.204	1.202	1.207
Average	1.204	1.204	1.203	1.205	1.204	1.205	1.205	1.204	1.206	1.204	1.208
Max	1.206	1.206	1.205	1.206	1.206	1.207	1.208	1.206	1.207	1.205	1.210
UL	1.221	1.221	1.221	1.221	1.221	1.221	1.221	1.221	1.221	1.221	1.221



### HDR Report TPS7H1111-QMLP

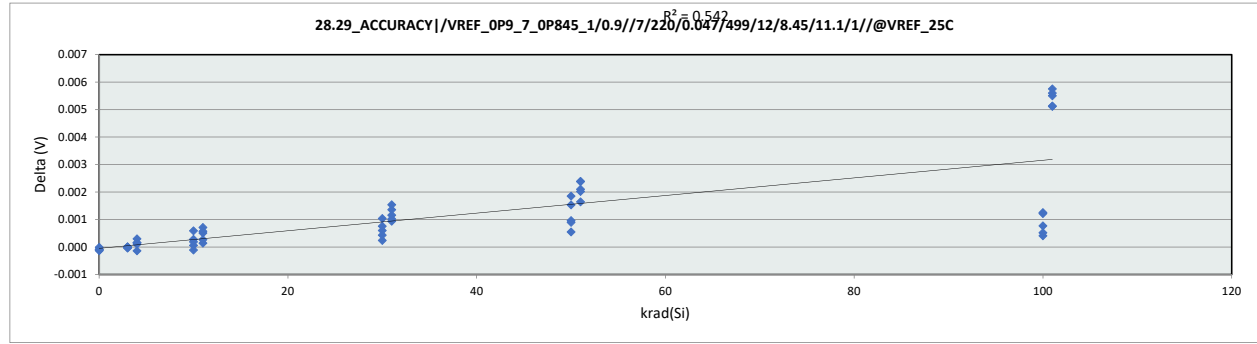
101	24	1.204	1.210	0.005
101	25	1.204	1.210	0.006
	Max	1.206	1.210	0.006
	Average	1.204	1.205	0.001
	Min	1.201	1.202	0.000
	Std Dev	0.001	0.002	0.002



# HDR Report TPS7H1111-QMLP

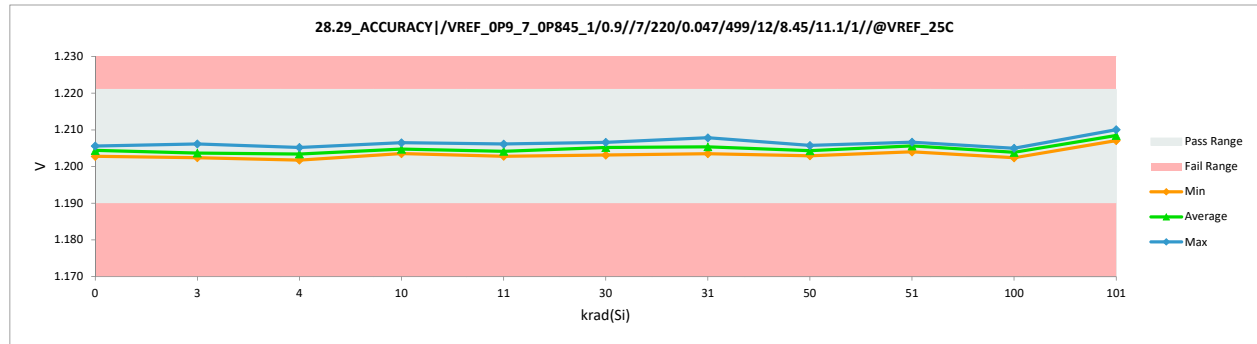
28.29_ACCURACY VREF		
Test Site	Dallas	Dallas
Tester	ETS-364	ETS-364
Test Number	EB6938	EB6938
Unit	V	V
Max Limit	1.221	1.221
Min Limit	1.19	1.19

krad(Si)	Serial #	Pre	Post	Delta
0	51	1.204	1.204	0.000
0	52	1.205	1.205	0.000
0	53	1.203	1.203	0.000
0	54	1.205	1.205	0.000
0	55	1.206	1.206	0.000
3	26	1.204	1.204	0.000
3	27	1.202	1.202	0.000
3	28	1.206	1.206	0.000
3	29	1.202	1.203	0.000
3	30	1.203	1.203	0.000
4	1	1.201	1.202	0.000
4	2	1.203	1.203	0.000
4	3	1.205	1.205	0.000
4	4	1.204	1.204	0.000
4	5	1.203	1.203	0.000
10	31	1.204	1.204	0.000
10	32	1.206	1.206	0.000
10	33	1.204	1.204	0.000
10	34	1.205	1.205	0.000
10	35	1.204	1.204	0.001
11	6	1.202	1.203	0.001
11	7	1.203	1.204	0.001
11	8	1.203	1.203	0.000
11	9	1.206	1.206	0.001
11	10	1.205	1.205	0.000
30	36	1.206	1.207	0.001
30	37	1.205	1.206	0.001
30	38	1.205	1.205	0.000
30	39	1.203	1.203	0.000
30	40	1.204	1.205	0.001
31	15	1.206	1.208	0.002
31	16	1.204	1.205	0.001
31	17	1.202	1.204	0.001
31	18	1.204	1.205	0.001
31	19	1.205	1.206	0.001
50	41	1.203	1.204	0.001
50	42	1.202	1.203	0.001
50	43	1.202	1.204	0.002
50	44	1.205	1.205	0.001
50	45	1.204	1.206	0.002
51	11	1.204	1.206	0.002
51	12	1.203	1.205	0.002
51	13	1.204	1.207	0.002
51	14	1.202	1.204	0.002
51	20	1.204	1.206	0.002
100	46	1.203	1.203	0.000
100	47	1.203	1.204	0.001
100	48	1.201	1.202	0.001
100	49	1.204	1.204	0.001
100	50	1.204	1.205	0.001
101	21	1.202	1.207	0.005
101	22	1.202	1.207	0.005
101	23	1.203	1.208	0.006



28.29_ACCURACY VREF		
Test Site	Dallas	
Tester	ETS-364	
Test Number	EB6938	
Max Limit	1.221	V
Min Limit	1.19	V

krad(Si)	0	3	4	10	11	30	31	50	51	100	101
LL	1.190	1.190	1.190	1.190	1.190	1.190	1.190	1.190	1.190	1.190	1.190
Min	1.203	1.202	1.202	1.204	1.203	1.203	1.204	1.203	1.204	1.202	1.207
Average	1.204	1.204	1.203	1.205	1.204	1.205	1.205	1.204	1.206	1.204	1.208
Max	1.206	1.206	1.205	1.206	1.206	1.207	1.208	1.206	1.207	1.205	1.210
UL	1.221	1.221	1.221	1.221	1.221	1.221	1.221	1.221	1.221	1.221	1.221



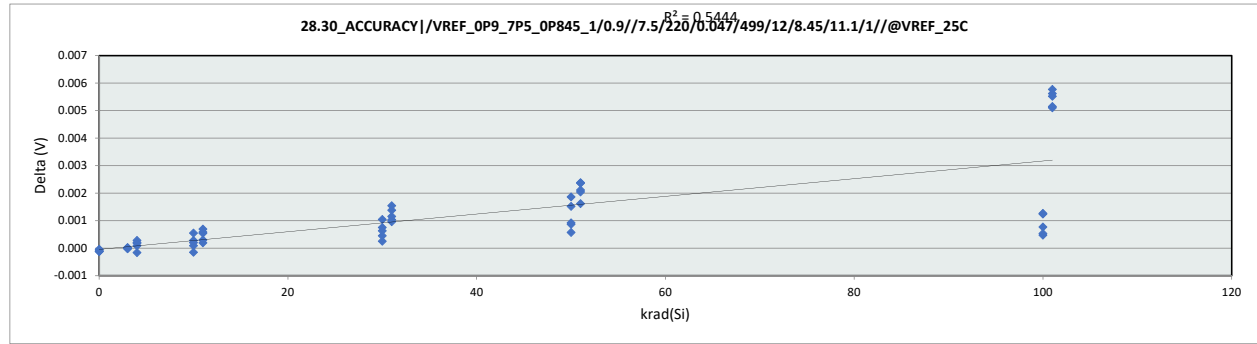
### HDR Report TPS7H1111-QMLP

101	24	1.205	1.210	0.005
101	25	1.204	1.210	0.006
	Max	1.206	1.210	0.006
	Average	1.204	1.205	0.001
	Min	1.201	1.202	0.000
	Std Dev	0.001	0.002	0.002

# HDR Report TPS7H1111-QMLP

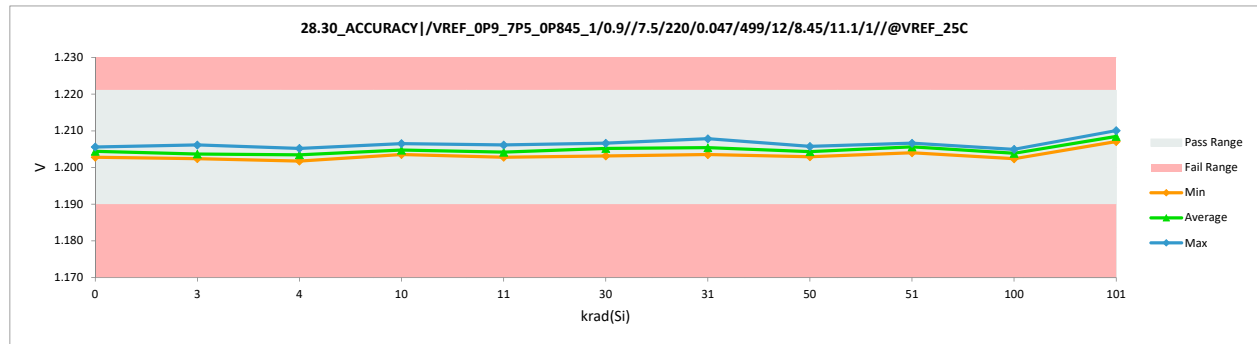
		28.30_ACCURACY VREF	
Test Site		Dallas	Dallas
Tester		ETS-364	ETS-364
Test Number		EB6938	EB6938
Unit		V	V
Max Limit		1.221	1.221
Min Limit		1.19	1.19

krad(Si)	Serial #	Pre	Post	Delta
0	51	1.204	1.204	0.000
0	52	1.205	1.205	0.000
0	53	1.203	1.203	0.000
0	54	1.205	1.205	0.000
0	55	1.206	1.206	0.000
3	26	1.204	1.204	0.000
3	27	1.202	1.202	0.000
3	28	1.206	1.206	0.000
3	29	1.203	1.203	0.000
3	30	1.203	1.203	0.000
4	1	1.201	1.202	0.000
4	2	1.203	1.203	0.000
4	3	1.205	1.205	0.000
4	4	1.204	1.204	0.000
4	5	1.203	1.203	0.000
10	31	1.204	1.204	0.000
10	32	1.206	1.207	0.000
10	33	1.204	1.204	0.000
10	34	1.205	1.205	0.000
10	35	1.204	1.204	0.001
11	6	1.202	1.203	0.001
11	7	1.203	1.204	0.001
11	8	1.203	1.203	0.000
11	9	1.206	1.206	0.001
11	10	1.205	1.205	0.000
30	36	1.206	1.207	0.001
30	37	1.205	1.206	0.001
30	38	1.205	1.205	0.000
30	39	1.203	1.203	0.000
30	40	1.204	1.205	0.001
31	15	1.206	1.208	0.002
31	16	1.204	1.205	0.001
31	17	1.202	1.204	0.001
31	18	1.204	1.205	0.001
31	19	1.205	1.206	0.001
50	41	1.203	1.204	0.001
50	42	1.202	1.203	0.001
50	43	1.202	1.204	0.002
50	44	1.205	1.205	0.001
50	45	1.204	1.206	0.002
51	11	1.204	1.206	0.002
51	12	1.203	1.205	0.002
51	13	1.204	1.207	0.002
51	14	1.202	1.204	0.002
51	20	1.204	1.206	0.002
100	46	1.203	1.203	0.000
100	47	1.203	1.204	0.001
100	48	1.201	1.202	0.001
100	49	1.204	1.204	0.001
100	50	1.204	1.205	0.001
101	21	1.202	1.207	0.005
101	22	1.202	1.207	0.005
101	23	1.203	1.208	0.006



		28.30_ACCURACY VREF	
Test Site		Dallas	
Tester		ETS-364	
Test Number		EB6938	
Max Limit		1.221	V
Min Limit		1.19	V

krad(Si)	0	3	4	10	11	30	31	50	51	100	101
LL	1.190	1.190	1.190	1.190	1.190	1.190	1.190	1.190	1.190	1.190	1.190
Min	1.203	1.202	1.202	1.204	1.203	1.203	1.204	1.203	1.204	1.202	1.207
Average	1.204	1.204	1.203	1.205	1.204	1.205	1.205	1.204	1.206	1.204	1.208
Max	1.206	1.206	1.205	1.207	1.206	1.207	1.208	1.206	1.207	1.205	1.210
UL	1.221	1.221	1.221	1.221	1.221	1.221	1.221	1.221	1.221	1.221	1.221



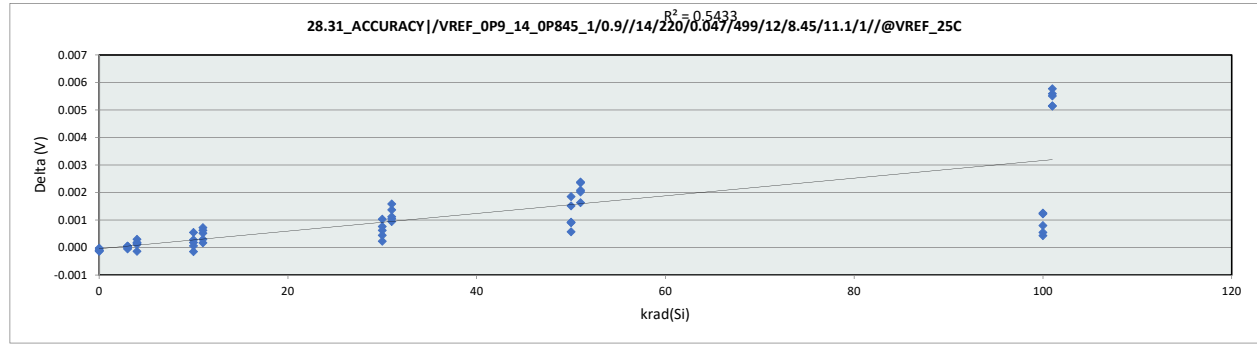
### HDR Report TPS7H1111-QMLP

101	24	1.205	1.210	0.006
101	25	1.204	1.210	0.006
	Max	1.206	1.210	0.006
	Average	1.204	1.205	0.001
	Min	1.201	1.202	0.000
	Std Dev	0.001	0.002	0.002

# HDR Report TPS7H1111-QMLP

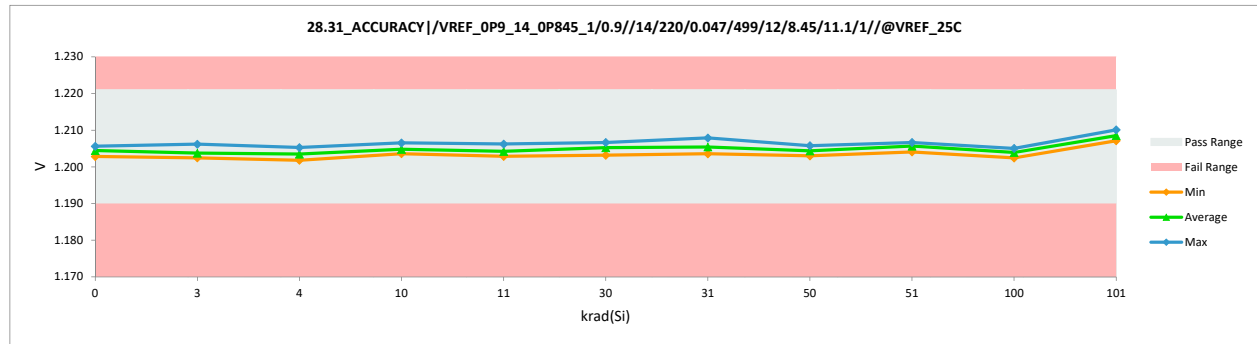
28.31_ACCURACY VREF		
Test Site	Dallas	Dallas
Tester	ETS-364	ETS-364
Test Number	EB6938	EB6938
Unit	V	V
Max Limit	1.221	1.221
Min Limit	1.19	1.19

krad(Si)	Serial #	Pre	Post	Delta
0	51	1.204	1.204	0.000
0	52	1.205	1.205	0.000
0	53	1.203	1.203	0.000
0	54	1.205	1.205	0.000
0	55	1.206	1.206	0.000
3	26	1.204	1.204	0.000
3	27	1.202	1.202	0.000
3	28	1.206	1.206	0.000
3	29	1.203	1.203	0.000
3	30	1.203	1.203	0.000
4	1	1.202	1.202	0.000
4	2	1.204	1.203	0.000
4	3	1.205	1.205	0.000
4	4	1.204	1.204	0.000
4	5	1.203	1.203	0.000
10	31	1.204	1.204	0.000
10	32	1.206	1.207	0.000
10	33	1.204	1.204	0.000
10	34	1.205	1.205	0.000
10	35	1.204	1.204	0.001
11	6	1.202	1.203	0.001
11	7	1.203	1.204	0.001
11	8	1.203	1.203	0.000
11	9	1.206	1.206	0.001
11	10	1.205	1.205	0.000
30	36	1.206	1.207	0.001
30	37	1.205	1.206	0.001
30	38	1.205	1.205	0.000
30	39	1.203	1.203	0.000
30	40	1.204	1.205	0.001
31	15	1.206	1.208	0.002
31	16	1.204	1.205	0.001
31	17	1.202	1.204	0.001
31	18	1.204	1.205	0.001
31	19	1.205	1.206	0.001
50	41	1.203	1.204	0.001
50	42	1.202	1.203	0.001
50	43	1.202	1.204	0.002
50	44	1.205	1.205	0.001
50	45	1.204	1.206	0.002
51	11	1.204	1.206	0.002
51	12	1.203	1.205	0.002
51	13	1.204	1.207	0.002
51	14	1.202	1.204	0.002
51	20	1.204	1.206	0.002
100	46	1.203	1.203	0.000
100	47	1.203	1.204	0.001
100	48	1.201	1.202	0.001
100	49	1.204	1.205	0.001
100	50	1.204	1.205	0.001
101	21	1.202	1.207	0.005
101	22	1.202	1.207	0.005
101	23	1.203	1.208	0.006



28.31_ACCURACY VREF		
Test Site	Dallas	
Tester	ETS-364	
Test Number	EB6938	
Max Limit	1.221	V
Min Limit	1.19	V

krad(Si)	0	3	4	10	11	30	31	50	51	100	101
LL	1.190	1.190	1.190	1.190	1.190	1.190	1.190	1.190	1.190	1.190	1.190
Min	1.203	1.202	1.202	1.204	1.203	1.203	1.204	1.203	1.204	1.202	1.207
Average	1.204	1.204	1.203	1.205	1.204	1.205	1.205	1.204	1.206	1.204	1.209
Max	1.206	1.206	1.205	1.207	1.206	1.207	1.208	1.206	1.207	1.205	1.210
UL	1.221	1.221	1.221	1.221	1.221	1.221	1.221	1.221	1.221	1.221	1.221



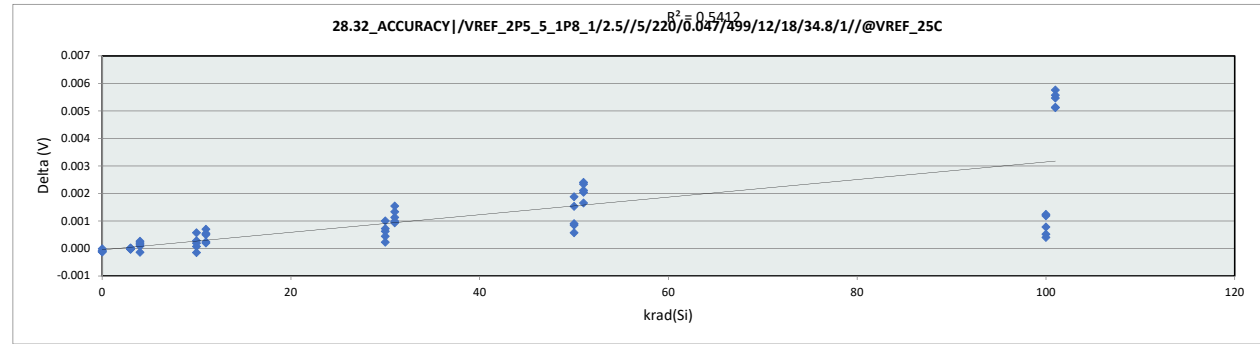
### HDR Report TPS7H1111-QMLP

101	24	1.205	1.210	0.006
101	25	1.204	1.210	0.006
	Max	1.206	1.210	0.006
	Average	1.204	1.205	0.001
	Min	1.201	1.202	0.000
	Std Dev	0.001	0.002	0.002

# HDR Report TPS7H1111-QMLP

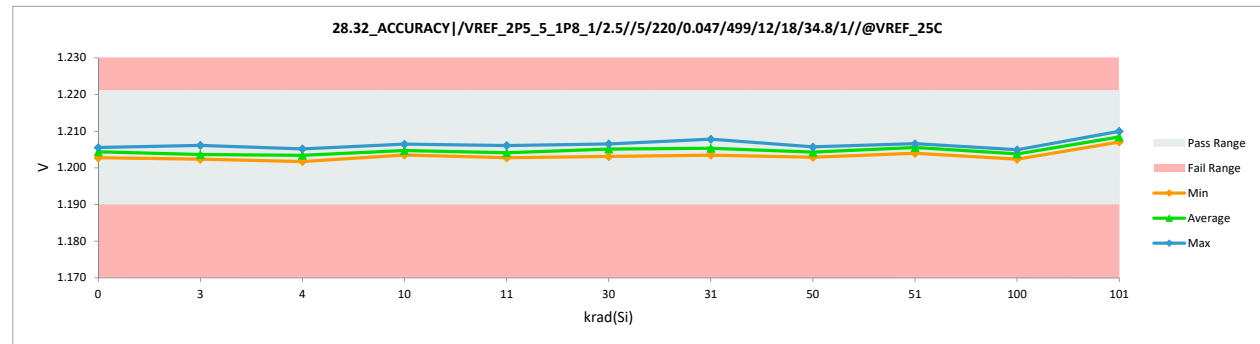
28.32_ACCURACY VREF		
Test Site	Dallas	Dallas
Tester	ETS-364	ETS-364
Test Number	EB6938	EB6938
Unit	V	V
Max Limit	1.221	1.221
Min Limit	1.19	1.19

krad(Si)	Serial #	Pre	Post	Delta
0	51	1.204	1.204	0.000
0	52	1.205	1.205	0.000
0	53	1.203	1.203	0.000
0	54	1.205	1.205	0.000
0	55	1.206	1.206	0.000
3	26	1.204	1.204	0.000
3	27	1.202	1.202	0.000
3	28	1.206	1.206	0.000
3	29	1.202	1.202	0.000
3	30	1.203	1.203	0.000
4	1	1.201	1.202	0.000
4	2	1.203	1.203	0.000
4	3	1.205	1.205	0.000
4	4	1.204	1.204	0.000
4	5	1.203	1.203	0.000
10	31	1.204	1.203	0.000
10	32	1.206	1.206	0.000
10	33	1.204	1.204	0.000
10	34	1.205	1.205	0.000
10	35	1.204	1.204	0.001
11	6	1.202	1.203	0.001
11	7	1.203	1.204	0.000
11	8	1.203	1.203	0.000
11	9	1.206	1.206	0.001
11	10	1.205	1.205	0.000
30	36	1.206	1.207	0.001
30	37	1.205	1.206	0.001
30	38	1.205	1.205	0.000
30	39	1.203	1.203	0.000
30	40	1.204	1.205	0.001
31	15	1.206	1.208	0.002
31	16	1.204	1.205	0.001
31	17	1.202	1.203	0.001
31	18	1.203	1.204	0.001
31	19	1.205	1.206	0.001
50	41	1.203	1.203	0.001
50	42	1.202	1.203	0.001
50	43	1.202	1.204	0.002
50	44	1.205	1.205	0.001
50	45	1.204	1.206	0.002
51	11	1.204	1.206	0.002
51	12	1.203	1.205	0.002
51	13	1.204	1.207	0.002
51	14	1.202	1.204	0.002
51	20	1.204	1.206	0.002
100	46	1.203	1.203	0.000
100	47	1.203	1.204	0.001
100	48	1.201	1.202	0.001
100	49	1.204	1.204	0.001
100	50	1.204	1.205	0.001
101	21	1.202	1.207	0.005
101	22	1.202	1.207	0.005
101	23	1.203	1.208	0.006



28.32_ACCURACY VREF		
Test Site	Dallas	
Tester	ETS-364	
Test Number	EB6938	
Max Limit	1.221	V
Min Limit	1.19	V

krad(Si)	0	3	4	10	11	30	31	50	51	100	101
LL	1.190	1.190	1.190	1.190	1.190	1.190	1.190	1.190	1.190	1.190	1.190
Min	1.203	1.202	1.202	1.203	1.203	1.203	1.203	1.203	1.204	1.202	1.207
Average	1.204	1.204	1.203	1.205	1.204	1.205	1.205	1.204	1.206	1.204	1.208
Max	1.206	1.206	1.205	1.206	1.206	1.207	1.208	1.206	1.207	1.205	1.210
UL	1.221	1.221	1.221	1.221	1.221	1.221	1.221	1.221	1.221	1.221	1.221



### HDR Report TPS7H1111-QMLP

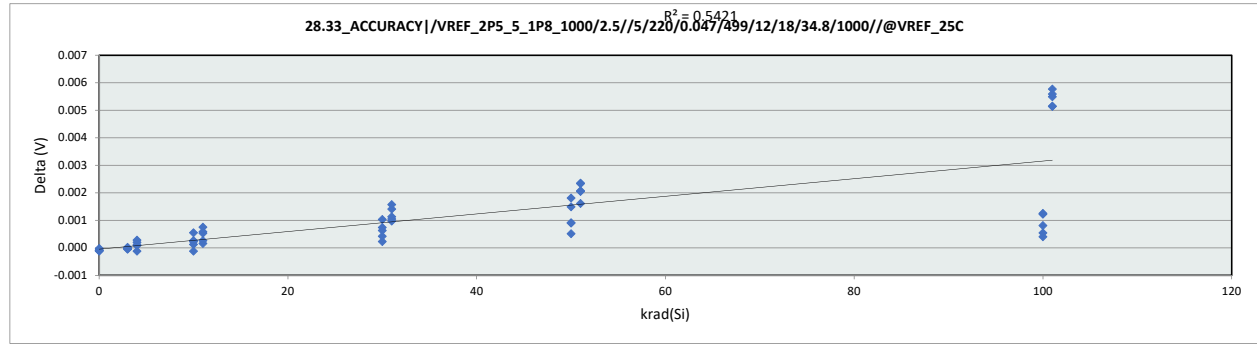
101	24	1.204	1.210	0.005
101	25	1.204	1.210	0.006
	Max	1.206	1.210	0.006
	Average	1.204	1.205	0.001
	Min	1.201	1.202	0.000
	Std Dev	0.001	0.002	0.002



# HDR Report TPS7H1111-QMLP

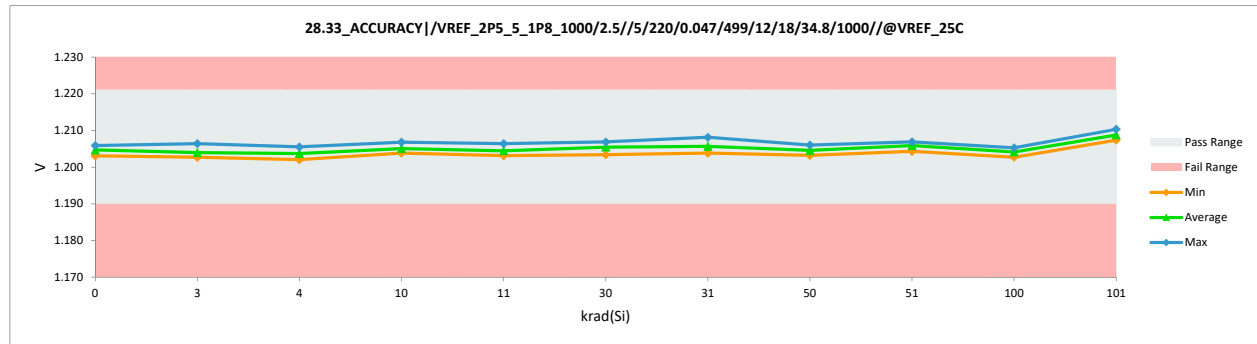
		28.33_ACCURACY VREF	
Test Site		Dallas	Dallas
Tester		ETS-364	ETS-364
Test Number		EB6938	EB6938
Unit		V	V
Max Limit		1.221	1.221
Min Limit		1.19	1.19

krad(Si)	Serial #	Pre	Post	Delta
0	51	1.204	1.204	0.000
0	52	1.205	1.205	0.000
0	53	1.203	1.203	0.000
0	54	1.205	1.205	0.000
0	55	1.206	1.206	0.000
3	26	1.204	1.204	0.000
3	27	1.203	1.203	0.000
3	28	1.206	1.206	0.000
3	29	1.203	1.203	0.000
3	30	1.204	1.204	0.000
4	1	1.202	1.202	0.000
4	2	1.204	1.204	0.000
4	3	1.205	1.206	0.000
4	4	1.204	1.204	0.000
4	5	1.203	1.203	0.000
10	31	1.204	1.204	0.000
10	32	1.207	1.207	0.000
10	33	1.204	1.205	0.000
10	34	1.205	1.205	0.000
10	35	1.204	1.205	0.001
11	6	1.202	1.203	0.001
11	7	1.203	1.204	0.001
11	8	1.203	1.203	0.000
11	9	1.206	1.206	0.001
11	10	1.205	1.205	0.000
30	36	1.206	1.207	0.001
30	37	1.206	1.206	0.001
30	38	1.206	1.206	0.000
30	39	1.203	1.203	0.000
30	40	1.204	1.205	0.001
31	15	1.207	1.208	0.002
31	16	1.204	1.206	0.001
31	17	1.202	1.204	0.001
31	18	1.204	1.205	0.001
31	19	1.205	1.206	0.001
50	41	1.203	1.204	0.001
50	42	1.202	1.203	0.001
50	43	1.203	1.204	0.002
50	44	1.205	1.206	0.001
50	45	1.205	1.206	0.001
51	11	1.204	1.206	0.002
51	12	1.204	1.205	0.002
51	13	1.205	1.207	0.002
51	14	1.202	1.204	0.002
51	20	1.204	1.207	0.002
100	46	1.203	1.203	0.000
100	47	1.203	1.205	0.001
100	48	1.201	1.203	0.001
100	49	1.204	1.205	0.001
100	50	1.204	1.205	0.001
101	21	1.203	1.208	0.005
101	22	1.202	1.207	0.005
101	23	1.203	1.209	0.006



		28.33_ACCURACY VREF	
Test Site		Dallas	
Tester		ETS-364	
Test Number		EB6938	
Max Limit		1.221	V
Min Limit		1.19	V

krad(Si)	0	3	4	10	11	30	31	50	51	100	101
LL	1.190	1.190	1.190	1.190	1.190	1.190	1.190	1.190	1.190	1.190	1.190
Min	1.203	1.203	1.202	1.204	1.203	1.203	1.204	1.203	1.204	1.203	1.207
Average	1.205	1.204	1.204	1.205	1.204	1.205	1.206	1.205	1.206	1.204	1.209
Max	1.206	1.206	1.206	1.207	1.206	1.207	1.208	1.206	1.207	1.205	1.210
UL	1.221	1.221	1.221	1.221	1.221	1.221	1.221	1.221	1.221	1.221	1.221



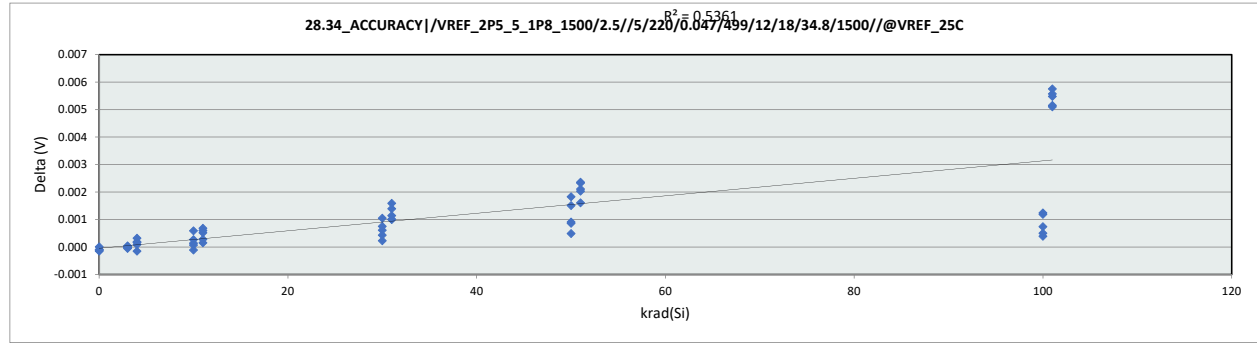
### HDR Report TPS7H1111-QMLP

101	24	1.205	1.210	0.005
101	25	1.204	1.210	0.006
	Max	1.207	1.210	0.006
	Average	1.204	1.205	0.001
	Min	1.201	1.202	0.000
	Std Dev	0.001	0.002	0.002

# HDR Report TPS7H1111-QMLP

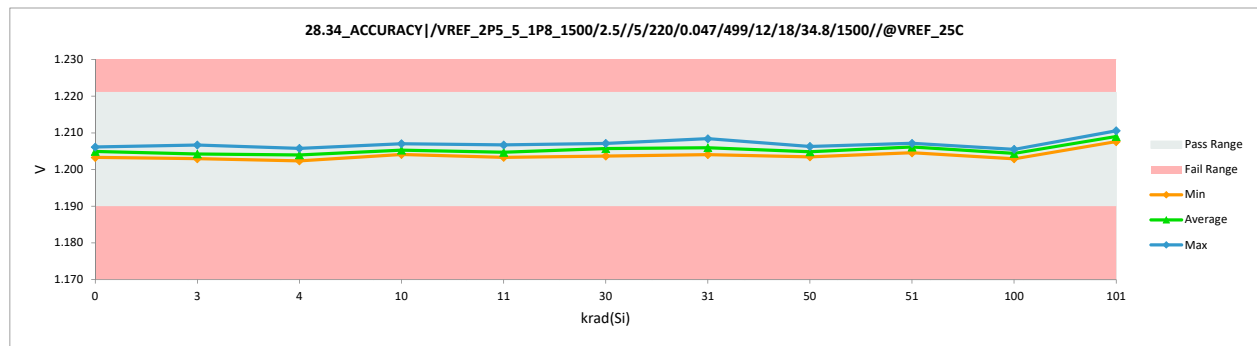
28.34_ACCURACY VREF		
Test Site	Dallas	Dallas
Tester	ETS-364	ETS-364
Test Number	EB6938	EB6938
Unit	V	V
Max Limit	1.221	1.221
Min Limit	1.19	1.19

krad(Si)	Serial #	Pre	Post	Delta
0	51	1.205	1.204	0.000
0	52	1.205	1.205	0.000
0	53	1.203	1.203	0.000
0	54	1.206	1.206	0.000
0	55	1.206	1.206	0.000
3	26	1.205	1.205	0.000
3	27	1.203	1.203	0.000
3	28	1.207	1.207	0.000
3	29	1.203	1.203	0.000
3	30	1.204	1.204	0.000
4	1	1.202	1.202	0.000
4	2	1.204	1.204	0.000
4	3	1.206	1.206	0.000
4	4	1.204	1.204	0.000
4	5	1.203	1.204	0.000
10	31	1.204	1.204	0.000
10	32	1.207	1.207	0.000
10	33	1.205	1.205	0.000
10	34	1.205	1.206	0.000
10	35	1.204	1.205	0.001
11	6	1.203	1.203	0.001
11	7	1.204	1.204	0.001
11	8	1.204	1.204	0.000
11	9	1.206	1.207	0.001
11	10	1.205	1.206	0.000
30	36	1.206	1.207	0.001
30	37	1.206	1.207	0.001
30	38	1.206	1.206	0.000
30	39	1.203	1.204	0.000
30	40	1.204	1.205	0.001
31	15	1.207	1.208	0.002
31	16	1.205	1.206	0.001
31	17	1.203	1.204	0.001
31	18	1.204	1.205	0.001
31	19	1.205	1.206	0.001
50	41	1.203	1.204	0.001
50	42	1.203	1.203	0.001
50	43	1.203	1.205	0.002
50	44	1.205	1.206	0.000
50	45	1.205	1.206	0.002
51	11	1.205	1.207	0.002
51	12	1.204	1.205	0.002
51	13	1.205	1.207	0.002
51	14	1.203	1.205	0.002
51	20	1.204	1.207	0.002
100	46	1.203	1.204	0.000
100	47	1.204	1.205	0.001
100	48	1.202	1.203	0.001
100	49	1.205	1.205	0.000
100	50	1.205	1.205	0.001
101	21	1.203	1.208	0.005
101	22	1.202	1.208	0.005
101	23	1.203	1.209	0.006



28.34_ACCURACY VREF		
Test Site	Dallas	
Tester	ETS-364	
Test Number	EB6938	
Max Limit	1.221	V
Min Limit	1.19	V

krad(Si)	0	3	4	10	11	30	31	50	51	100	101
LL	1.190	1.190	1.190	1.190	1.190	1.190	1.190	1.190	1.190	1.190	1.190
Min	1.203	1.203	1.202	1.204	1.203	1.204	1.204	1.203	1.205	1.203	1.208
Average	1.205	1.204	1.204	1.205	1.205	1.206	1.206	1.205	1.206	1.204	1.209
Max	1.206	1.207	1.206	1.207	1.207	1.207	1.208	1.206	1.207	1.205	1.211
UL	1.221	1.221	1.221	1.221	1.221	1.221	1.221	1.221	1.221	1.221	1.221



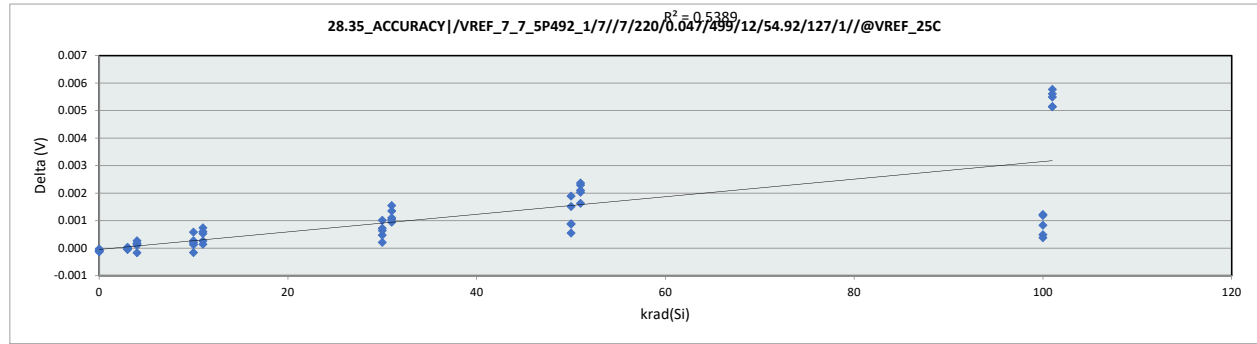
### HDR Report TPS7H1111-QMLP

101	24	1.205	1.211	0.005
101	25	1.204	1.210	0.006
	Max	1.207	1.211	0.006
	Average	1.204	1.205	0.001
	Min	1.202	1.202	0.000
	Std Dev	0.001	0.002	0.002

# HDR Report TPS7H1111-QMLP

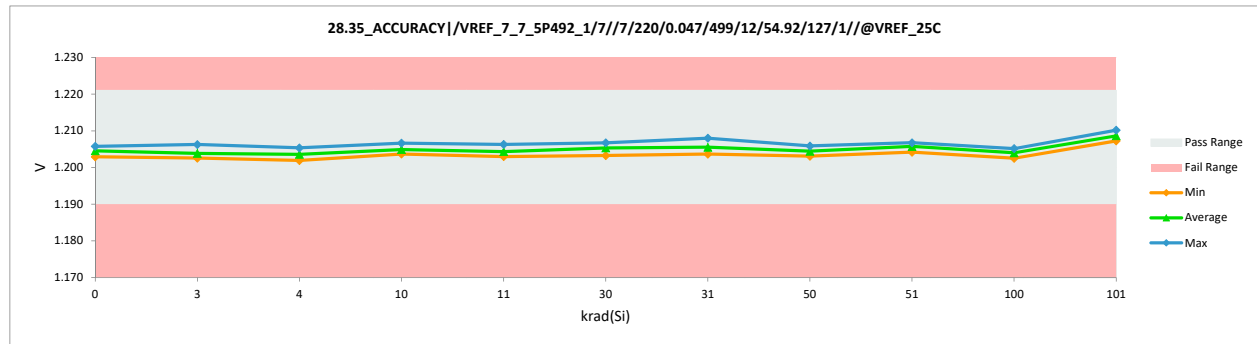
28.35_ACCURACY VREF		
Test Site	Dallas	Dallas
Tester	ETS-364	ETS-364
Test Number	EB6938	EB6938
Unit	V	V
Max Limit	1.221	1.221
Min Limit	1.19	1.19

krad(Si)	Serial #	Pre	Post	Delta
0	51	1.204	1.204	0.000
0	52	1.205	1.205	0.000
0	53	1.203	1.203	0.000
0	54	1.205	1.205	0.000
0	55	1.206	1.206	0.000
3	26	1.204	1.204	0.000
3	27	1.203	1.203	0.000
3	28	1.206	1.206	0.000
3	29	1.203	1.203	0.000
3	30	1.203	1.203	0.000
4	1	1.202	1.202	0.000
4	2	1.204	1.203	0.000
4	3	1.205	1.205	0.000
4	4	1.204	1.204	0.000
4	5	1.203	1.203	0.000
10	31	1.204	1.204	0.000
10	32	1.206	1.207	0.000
10	33	1.204	1.204	0.000
10	34	1.205	1.205	0.000
10	35	1.204	1.205	0.001
11	6	1.202	1.203	0.001
11	7	1.203	1.204	0.001
11	8	1.203	1.203	0.000
11	9	1.206	1.206	0.001
11	10	1.205	1.205	0.000
30	36	1.206	1.207	0.001
30	37	1.206	1.206	0.001
30	38	1.205	1.206	0.000
30	39	1.203	1.203	0.000
30	40	1.204	1.205	0.001
31	15	1.206	1.208	0.002
31	16	1.204	1.205	0.001
31	17	1.202	1.204	0.001
31	18	1.204	1.205	0.001
31	19	1.205	1.206	0.001
50	41	1.203	1.204	0.001
50	42	1.202	1.203	0.001
50	43	1.202	1.204	0.002
50	44	1.205	1.205	0.001
50	45	1.204	1.206	0.002
51	11	1.204	1.206	0.002
51	12	1.203	1.205	0.002
51	13	1.204	1.207	0.002
51	14	1.202	1.204	0.002
51	20	1.204	1.206	0.002
100	46	1.203	1.203	0.000
100	47	1.203	1.204	0.001
100	48	1.201	1.202	0.001
100	49	1.204	1.205	0.000
100	50	1.204	1.205	0.001
101	21	1.202	1.208	0.005
101	22	1.202	1.207	0.005
101	23	1.203	1.208	0.006



28.35_ACCURACY VREF		
Test Site	Dallas	
Tester	ETS-364	
Test Number	EB6938	
Max Limit	1.221	V
Min Limit	1.19	V

krad(Si)	0	3	4	10	11	30	31	50	51	100	101
LL	1.190	1.190	1.190	1.190	1.190	1.190	1.190	1.190	1.190	1.190	1.190
Min	1.203	1.203	1.202	1.204	1.203	1.203	1.204	1.203	1.204	1.203	1.207
Average	1.205	1.204	1.204	1.205	1.204	1.205	1.206	1.204	1.206	1.204	1.209
Max	1.206	1.206	1.205	1.207	1.206	1.207	1.208	1.206	1.207	1.205	1.210
UL	1.221	1.221	1.221	1.221	1.221	1.221	1.221	1.221	1.221	1.221	1.221



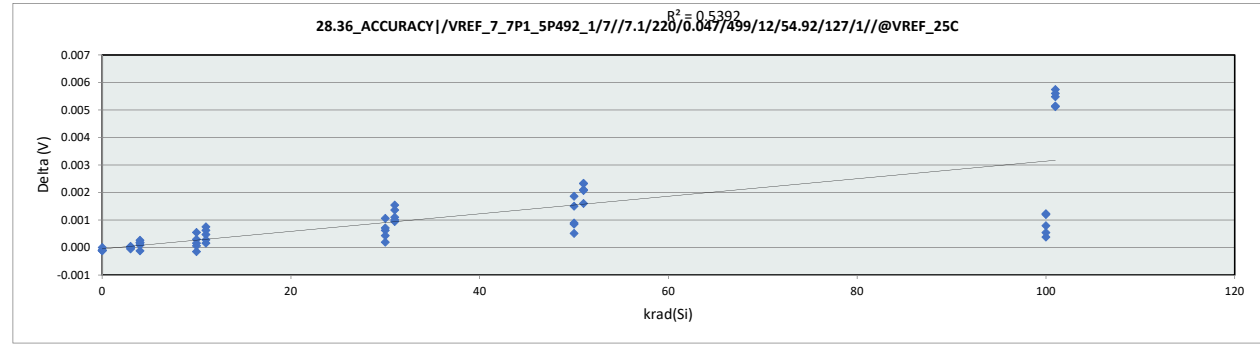
### HDR Report TPS7H1111-QMLP

101	24	1.205	1.210	0.005
101	25	1.204	1.210	0.006
	Max	1.206	1.210	0.006
	Average	1.204	1.205	0.001
	Min	1.201	1.202	0.000
	Std Dev	0.001	0.002	0.002

# HDR Report TPS7H1111-QMLP

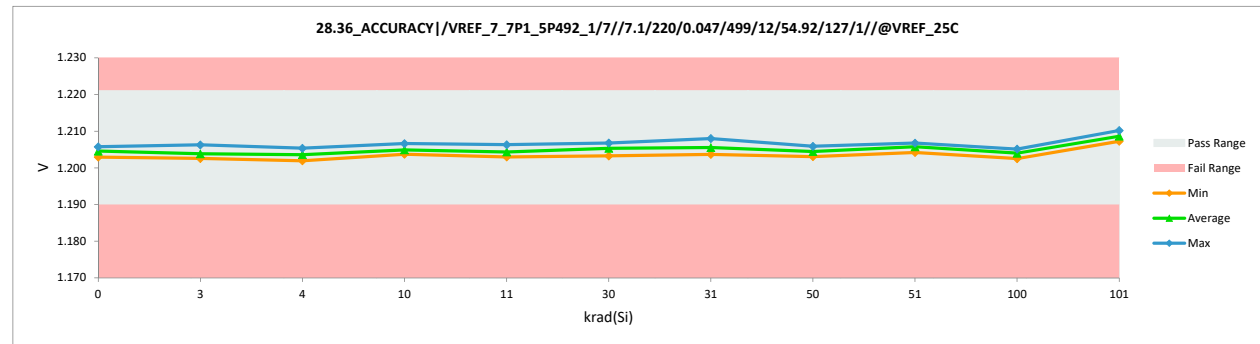
		28.36_ACCURACY VREF	
Test Site		Dallas	Dallas
Tester		ETS-364	ETS-364
Test Number		EB6938	EB6938
Unit		V	V
Max Limit		1.221	1.221
Min Limit		1.19	1.19

krad(Si)	Serial #	Pre	Post	Delta
0	51	1.204	1.204	0.000
0	52	1.205	1.205	0.000
0	53	1.203	1.203	0.000
0	54	1.205	1.205	0.000
0	55	1.206	1.206	0.000
3	26	1.204	1.204	0.000
3	27	1.203	1.203	0.000
3	28	1.206	1.206	0.000
3	29	1.203	1.203	0.000
3	30	1.203	1.203	0.000
4	1	1.202	1.202	0.000
4	2	1.204	1.203	0.000
4	3	1.205	1.205	0.000
4	4	1.204	1.204	0.000
4	5	1.203	1.203	0.000
10	31	1.204	1.204	0.000
10	32	1.206	1.207	0.000
10	33	1.204	1.204	0.000
10	34	1.205	1.205	0.000
10	35	1.204	1.205	0.001
11	6	1.202	1.203	0.001
11	7	1.203	1.204	0.000
11	8	1.203	1.203	0.000
11	9	1.206	1.206	0.001
11	10	1.205	1.205	0.000
30	36	1.206	1.207	0.001
30	37	1.206	1.206	0.001
30	38	1.205	1.206	0.000
30	39	1.203	1.203	0.000
30	40	1.204	1.205	0.001
31	15	1.206	1.208	0.002
31	16	1.204	1.205	0.001
31	17	1.202	1.204	0.001
31	18	1.204	1.205	0.001
31	19	1.205	1.206	0.001
50	41	1.203	1.204	0.001
50	42	1.202	1.203	0.001
50	43	1.202	1.204	0.002
50	44	1.205	1.205	0.001
50	45	1.204	1.206	0.002
51	11	1.204	1.206	0.002
51	12	1.203	1.205	0.002
51	13	1.204	1.207	0.002
51	14	1.202	1.204	0.002
51	20	1.204	1.206	0.002
100	46	1.203	1.203	0.000
100	47	1.203	1.204	0.001
100	48	1.201	1.203	0.001
100	49	1.204	1.205	0.001
100	50	1.204	1.205	0.001
101	21	1.202	1.208	0.005
101	22	1.202	1.207	0.005
101	23	1.203	1.208	0.006



		28.36_ACCURACY V	
Test Site		Dallas	
Tester		ETS-364	
Test Number		EB6938	
Max Limit		1.221	V
Min Limit		1.19	V

krad(Si)	0	3	4	10	11	30	31	50	51	100	101
LL	1.190	1.190	1.190	1.190	1.190	1.190	1.190	1.190	1.190	1.190	1.190
Min	1.203	1.203	1.202	1.204	1.203	1.203	1.204	1.203	1.204	1.203	1.207
Average	1.205	1.204	1.204	1.205	1.204	1.205	1.206	1.204	1.206	1.204	1.209
Max	1.206	1.206	1.205	1.207	1.206	1.207	1.208	1.206	1.207	1.205	1.210
UL	1.221	1.221	1.221	1.221	1.221	1.221	1.221	1.221	1.221	1.221	1.221



### HDR Report TPS7H1111-QMLP

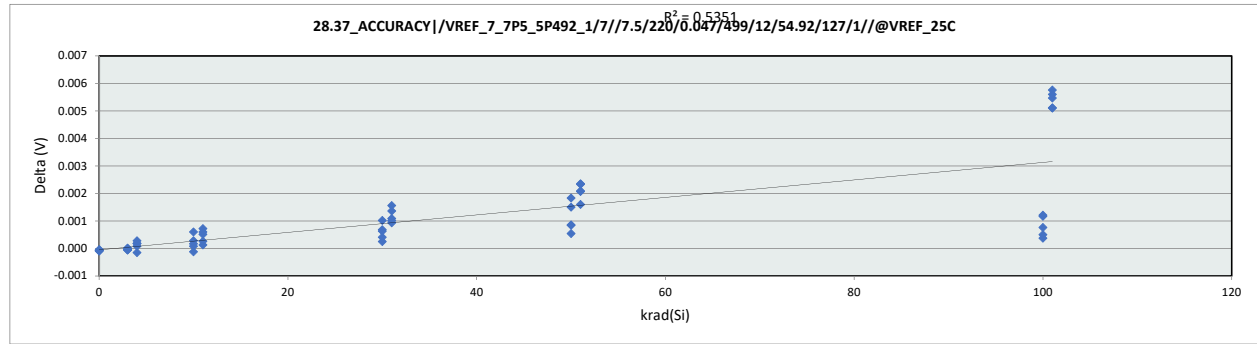
101	24	1.205	1.210	0.005
101	25	1.204	1.210	0.006
	Max	1.206	1.210	0.006
	Average	1.204	1.205	0.001
	Min	1.201	1.202	0.000
	Std Dev	0.001	0.002	0.002



# HDR Report TPS7H1111-QMLP

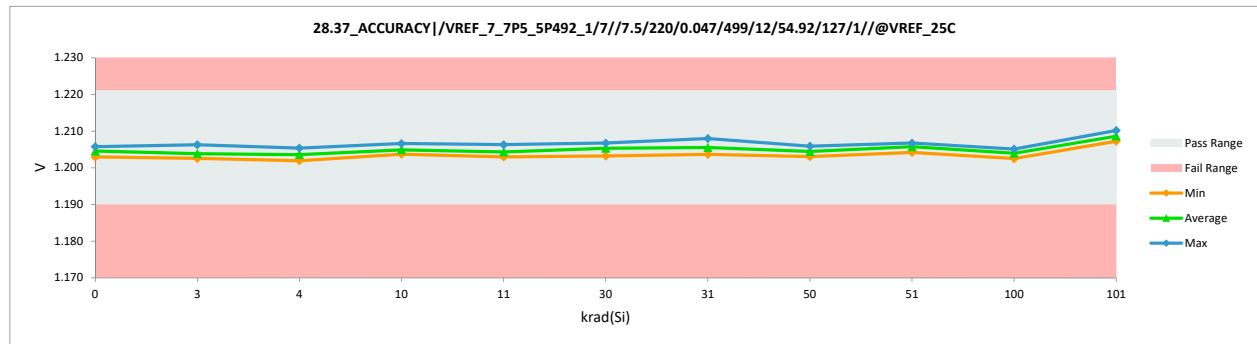
		28.37_ACCURACY VREF	
Test Site		Dallas	Dallas
Tester		ETS-364	ETS-364
Test Number		EB6938	EB6938
Unit		V	V
Max Limit		1.221	1.221
Min Limit		1.19	1.19

krad(Si)	Serial #	Pre	Post	Delta
0	51	1.204	1.204	0.000
0	52	1.205	1.205	0.000
0	53	1.203	1.203	0.000
0	54	1.205	1.205	0.000
0	55	1.206	1.206	0.000
3	26	1.204	1.204	0.000
3	27	1.203	1.203	0.000
3	28	1.206	1.206	0.000
3	29	1.203	1.203	0.000
3	30	1.203	1.203	0.000
4	1	1.202	1.202	0.000
4	2	1.204	1.203	0.000
4	3	1.205	1.205	0.000
4	4	1.204	1.204	0.000
4	5	1.203	1.203	0.000
10	31	1.204	1.204	0.000
10	32	1.206	1.207	0.000
10	33	1.204	1.204	0.000
10	34	1.205	1.205	0.000
10	35	1.204	1.205	0.001
11	6	1.202	1.203	0.001
11	7	1.203	1.204	0.001
11	8	1.203	1.203	0.000
11	9	1.206	1.206	0.001
11	10	1.205	1.205	0.000
30	36	1.206	1.207	0.001
30	37	1.206	1.206	0.001
30	38	1.205	1.206	0.000
30	39	1.203	1.203	0.000
30	40	1.204	1.205	0.001
31	15	1.206	1.208	0.002
31	16	1.204	1.205	0.001
31	17	1.202	1.204	0.001
31	18	1.204	1.205	0.001
31	19	1.205	1.206	0.001
50	41	1.203	1.204	0.001
50	42	1.202	1.203	0.001
50	43	1.202	1.204	0.002
50	44	1.205	1.205	0.001
50	45	1.204	1.206	0.002
51	11	1.204	1.206	0.002
51	12	1.204	1.205	0.002
51	13	1.204	1.207	0.002
51	14	1.202	1.204	0.002
51	20	1.204	1.206	0.002
100	46	1.203	1.203	0.000
100	47	1.203	1.204	0.001
100	48	1.201	1.202	0.001
100	49	1.204	1.205	0.000
100	50	1.204	1.205	0.001
101	21	1.202	1.208	0.005
101	22	1.202	1.207	0.005
101	23	1.203	1.208	0.006



		28.37_ACCURACY V	
Test Site		Dallas	
Tester		ETS-364	
Test Number		EB6938	
Max Limit		1.221	V
Min Limit		1.19	V

krad(Si)	0	3	4	10	11	30	31	50	51	100	101
LL	1.190	1.190	1.190	1.190	1.190	1.190	1.190	1.190	1.190	1.190	1.190
Min	1.203	1.203	1.202	1.204	1.203	1.203	1.204	1.203	1.204	1.203	1.207
Average	1.205	1.204	1.204	1.205	1.204	1.205	1.206	1.204	1.206	1.204	1.209
Max	1.206	1.206	1.205	1.207	1.206	1.207	1.208	1.206	1.207	1.205	1.210
UL	1.221	1.221	1.221	1.221	1.221	1.221	1.221	1.221	1.221	1.221	1.221



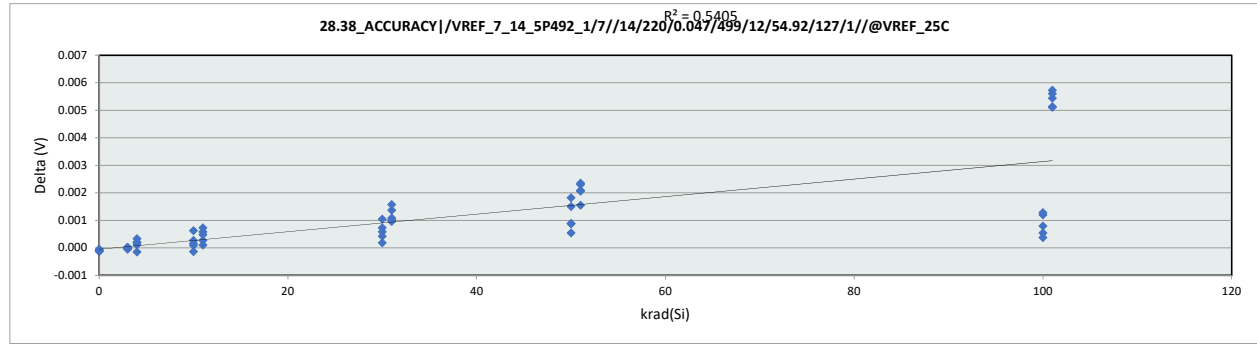
### HDR Report TPS7H1111-QMLP

101	24	1.205	1.210	0.005
101	25	1.204	1.210	0.006
	Max	1.206	1.210	0.006
	Average	1.204	1.205	0.001
	Min	1.201	1.202	0.000
	Std Dev	0.001	0.002	0.002

# HDR Report TPS7H1111-QMLP

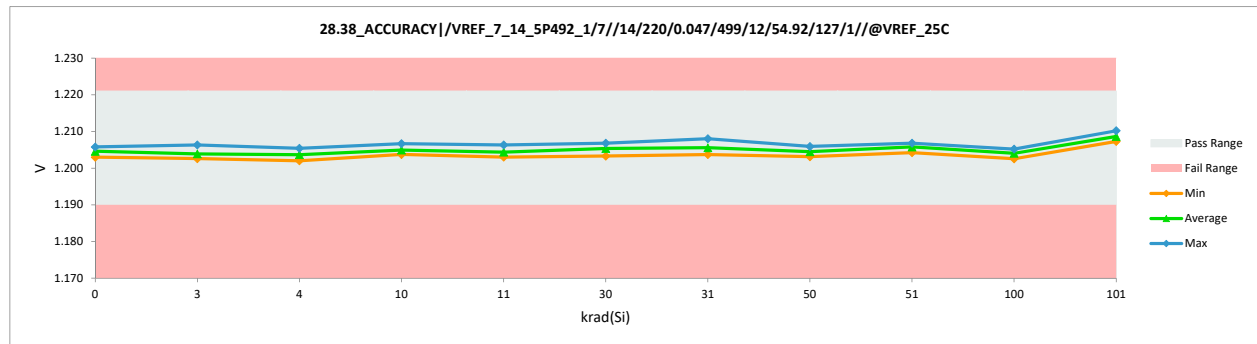
28.38_ACCURACY VREF		
Test Site	Dallas	Dallas
Tester	ETS-364	ETS-364
Test Number	EB6938	EB6938
Unit	V	V
Max Limit	1.221	1.221
Min Limit	1.19	1.19

krad(Si)	Serial #	Pre	Post	Delta
0	51	1.204	1.204	0.000
0	52	1.205	1.205	0.000
0	53	1.203	1.203	0.000
0	54	1.205	1.205	0.000
0	55	1.206	1.206	0.000
3	26	1.204	1.204	0.000
3	27	1.203	1.203	0.000
3	28	1.206	1.206	0.000
3	29	1.203	1.203	0.000
3	30	1.203	1.203	0.000
4	1	1.202	1.202	0.000
4	2	1.204	1.204	0.000
4	3	1.205	1.205	0.000
4	4	1.204	1.204	0.000
4	5	1.203	1.203	0.000
10	31	1.204	1.204	0.000
10	32	1.207	1.207	0.000
10	33	1.204	1.204	0.000
10	34	1.205	1.205	0.000
10	35	1.204	1.205	0.001
11	6	1.202	1.203	0.001
11	7	1.203	1.204	0.000
11	8	1.203	1.203	0.000
11	9	1.206	1.206	0.001
11	10	1.205	1.205	0.000
30	36	1.206	1.207	0.001
30	37	1.206	1.206	0.001
30	38	1.205	1.206	0.000
30	39	1.203	1.203	0.000
30	40	1.204	1.205	0.001
31	15	1.206	1.208	0.002
31	16	1.204	1.205	0.001
31	17	1.202	1.204	0.001
31	18	1.204	1.205	0.001
31	19	1.205	1.206	0.001
50	41	1.203	1.204	0.001
50	42	1.202	1.203	0.001
50	43	1.202	1.204	0.002
50	44	1.205	1.205	0.001
50	45	1.204	1.206	0.002
51	11	1.204	1.206	0.002
51	12	1.204	1.205	0.002
51	13	1.204	1.207	0.002
51	14	1.202	1.204	0.002
51	20	1.204	1.206	0.002
100	46	1.203	1.203	0.000
100	47	1.203	1.205	0.001
100	48	1.201	1.203	0.001
100	49	1.204	1.205	0.001
100	50	1.204	1.205	0.001
101	21	1.202	1.208	0.005
101	22	1.202	1.207	0.005
101	23	1.203	1.208	0.006



28.38_ACCURACY VREF		
Test Site	Dallas	
Tester	ETS-364	
Test Number	EB6938	
Max Limit	1.221	V
Min Limit	1.19	V

krad(Si)	0	3	4	10	11	30	31	50	51	100	101
LL	1.190	1.190	1.190	1.190	1.190	1.190	1.190	1.190	1.190	1.190	1.190
Min	1.203	1.203	1.202	1.204	1.203	1.203	1.204	1.203	1.204	1.203	1.207
Average	1.205	1.204	1.204	1.205	1.204	1.205	1.206	1.204	1.206	1.204	1.209
Max	1.206	1.206	1.205	1.207	1.206	1.207	1.208	1.206	1.207	1.205	1.210
UL	1.221	1.221	1.221	1.221	1.221	1.221	1.221	1.221	1.221	1.221	1.221



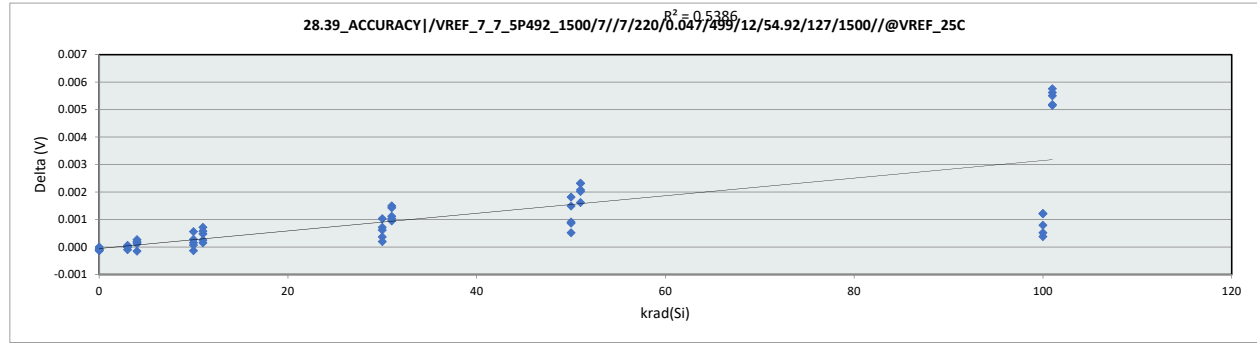
### HDR Report TPS7H1111-QMLP

101	24	1.205	1.210	0.005
101	25	1.204	1.210	0.006
	Max	1.207	1.210	0.006
	Average	1.204	1.205	0.001
	Min	1.201	1.202	0.000
	Std Dev	0.001	0.002	0.002

# HDR Report TPS7H1111-QMLP

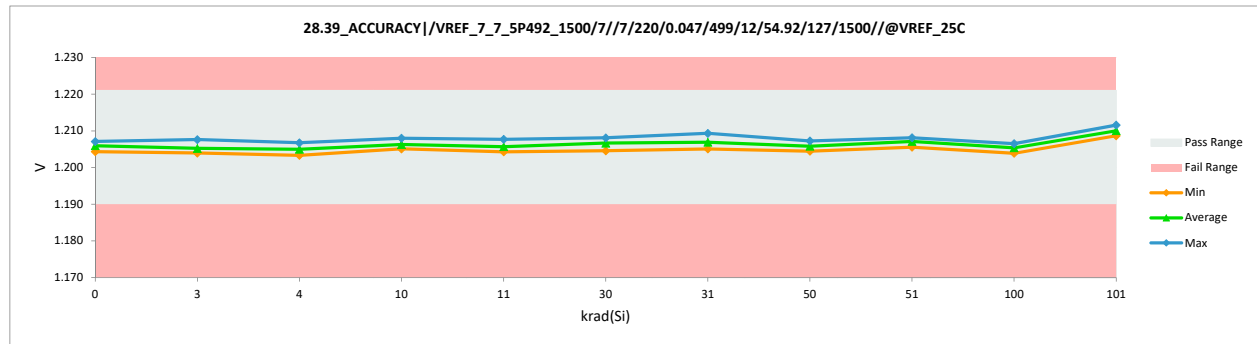
28.39_ACCURACY VREF		
Test Site	Dallas	Dallas
Tester	ETS-364	ETS-364
Test Number	EB6938	EB6938
Unit	V	V
Max Limit	1.221	1.221
Min Limit	1.19	1.19

krad(Si)	Serial #	Pre	Post	Delta
0	51	1.206	1.205	0.000
0	52	1.206	1.206	0.000
0	53	1.204	1.204	0.000
0	54	1.206	1.206	0.000
0	55	1.207	1.207	0.000
3	26	1.206	1.206	0.000
3	27	1.204	1.204	0.000
3	28	1.208	1.208	0.000
3	29	1.204	1.204	0.000
3	30	1.205	1.205	0.000
4	1	1.203	1.203	0.000
4	2	1.205	1.205	0.000
4	3	1.207	1.207	0.000
4	4	1.205	1.205	0.000
4	5	1.204	1.205	0.000
10	31	1.205	1.205	0.000
10	32	1.208	1.208	0.000
10	33	1.206	1.206	0.000
10	34	1.206	1.207	0.000
10	35	1.205	1.206	0.001
11	6	1.204	1.204	0.001
11	7	1.205	1.205	0.000
11	8	1.204	1.205	0.000
11	9	1.207	1.208	0.001
11	10	1.206	1.207	0.000
30	36	1.207	1.208	0.001
30	37	1.207	1.208	0.001
30	38	1.207	1.207	0.000
30	39	1.204	1.205	0.000
30	40	1.205	1.206	0.001
31	15	1.208	1.209	0.001
31	16	1.206	1.207	0.001
31	17	1.204	1.205	0.001
31	18	1.205	1.206	0.001
31	19	1.206	1.207	0.001
50	41	1.204	1.205	0.001
50	42	1.204	1.204	0.001
50	43	1.204	1.206	0.002
50	44	1.206	1.207	0.001
50	45	1.206	1.207	0.001
51	11	1.206	1.208	0.002
51	12	1.205	1.206	0.002
51	13	1.206	1.208	0.002
51	14	1.204	1.206	0.002
51	20	1.205	1.208	0.002
100	46	1.204	1.205	0.000
100	47	1.205	1.206	0.001
100	48	1.203	1.204	0.001
100	49	1.206	1.206	0.001
100	50	1.206	1.207	0.001
101	21	1.204	1.209	0.005
101	22	1.203	1.209	0.005
101	23	1.204	1.210	0.006



28.39_ACCURACY VREF		
Test Site	Dallas	
Tester	ETS-364	
Test Number	EB6938	
Max Limit	1.221	V
Min Limit	1.19	V

krad(Si)	0	3	4	10	11	30	31	50	51	100	101
LL	1.190	1.190	1.190	1.190	1.190	1.190	1.190	1.190	1.190	1.190	1.190
Min	1.204	1.204	1.203	1.205	1.204	1.205	1.205	1.204	1.206	1.204	1.209
Average	1.206	1.205	1.205	1.206	1.206	1.207	1.207	1.206	1.207	1.205	1.210
Max	1.207	1.208	1.207	1.208	1.208	1.208	1.209	1.207	1.208	1.207	1.212
UL	1.221	1.221	1.221	1.221	1.221	1.221	1.221	1.221	1.221	1.221	1.221



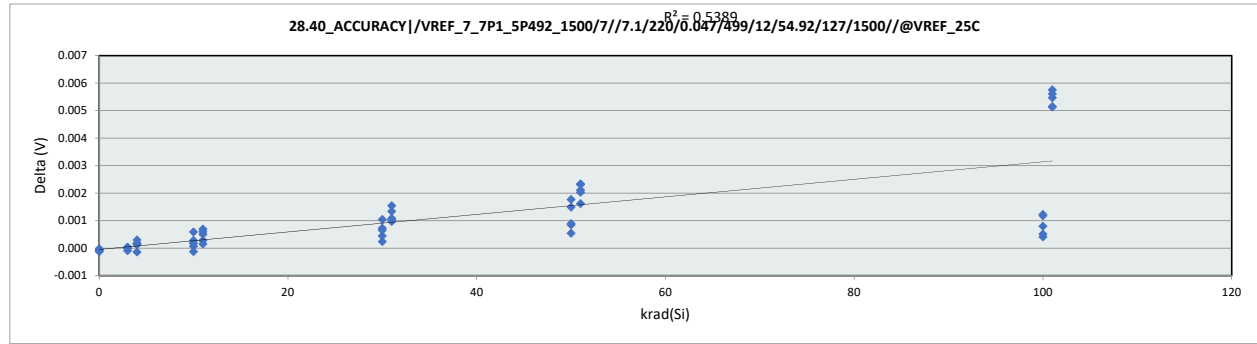
### HDR Report TPS7H1111-QMLP

101	24	1.206	1.212	0.006
101	25	1.205	1.211	0.006
	Max	1.208	1.212	0.006
	Average	1.205	1.206	0.001
	Min	1.203	1.203	0.000
	Std Dev	0.001	0.002	0.002

# HDR Report TPS7H1111-QMLP

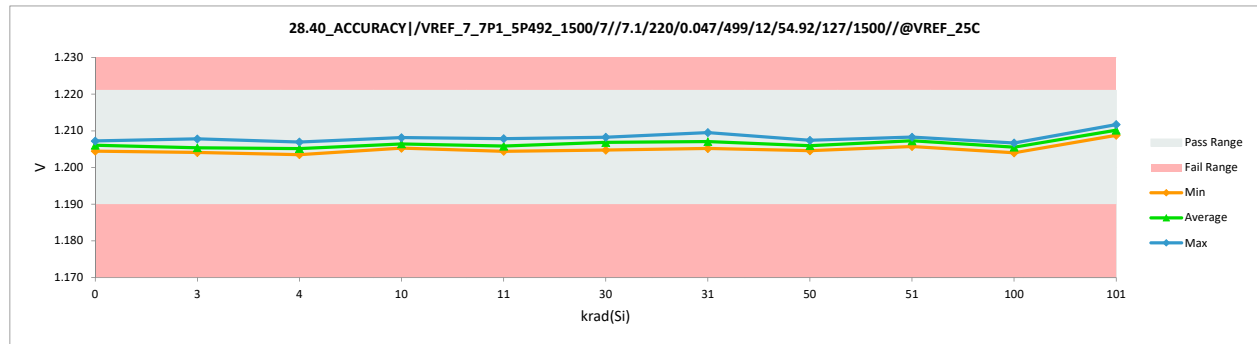
28.40 ACCURACY VREF		
Test Site	Dallas	Dallas
Tester	ETS-364	ETS-364
Test Number	EB6938	EB6938
Unit	V	V
Max Limit	1.221	1.221
Min Limit	1.19	1.19

krad(Si)	Serial #	Pre	Post	Delta
0	51	1.206	1.206	0.000
0	52	1.207	1.206	0.000
0	53	1.205	1.204	0.000
0	54	1.207	1.207	0.000
0	55	1.207	1.207	0.000
3	26	1.206	1.206	0.000
3	27	1.204	1.204	0.000
3	28	1.208	1.208	0.000
3	29	1.204	1.204	0.000
3	30	1.205	1.205	0.000
4	1	1.203	1.203	0.000
4	2	1.205	1.205	0.000
4	3	1.207	1.207	0.000
4	4	1.205	1.205	0.000
4	5	1.205	1.205	0.000
10	31	1.205	1.205	0.000
10	32	1.208	1.208	0.000
10	33	1.206	1.206	0.000
10	34	1.206	1.207	0.000
10	35	1.206	1.206	0.001
11	6	1.204	1.204	0.001
11	7	1.205	1.205	0.000
11	8	1.205	1.205	0.000
11	9	1.207	1.208	0.001
11	10	1.207	1.207	0.000
30	36	1.207	1.208	0.001
30	37	1.207	1.208	0.001
30	38	1.207	1.207	0.000
30	39	1.204	1.205	0.000
30	40	1.206	1.206	0.001
31	15	1.208	1.210	0.002
31	16	1.206	1.207	0.001
31	17	1.204	1.205	0.001
31	18	1.205	1.206	0.001
31	19	1.207	1.207	0.001
50	41	1.204	1.205	0.001
50	42	1.204	1.205	0.001
50	43	1.204	1.206	0.002
50	44	1.206	1.207	0.001
50	45	1.206	1.207	0.001
51	11	1.206	1.208	0.002
51	12	1.205	1.207	0.002
51	13	1.206	1.208	0.002
51	14	1.204	1.206	0.002
51	20	1.206	1.208	0.002
100	46	1.204	1.205	0.000
100	47	1.205	1.206	0.001
100	48	1.203	1.204	0.001
100	49	1.206	1.206	0.001
100	50	1.206	1.207	0.001
101	21	1.204	1.209	0.005
101	22	1.204	1.209	0.005
101	23	1.204	1.210	0.006



28.40 ACCURACY VREF		
Test Site	Dallas	
Tester	ETS-364	
Test Number	EB6938	
Max Limit	1.221	V
Min Limit	1.19	V

krad(Si)	0	3	4	10	11	30	31	50	51	100	101
LL	1.190	1.190	1.190	1.190	1.190	1.190	1.190	1.190	1.190	1.190	1.190
Min	1.204	1.204	1.203	1.205	1.204	1.205	1.205	1.205	1.206	1.204	1.209
Average	1.206	1.205	1.205	1.206	1.206	1.207	1.207	1.206	1.207	1.206	1.210
Max	1.207	1.208	1.207	1.208	1.208	1.208	1.210	1.207	1.208	1.207	1.212
UL	1.221	1.221	1.221	1.221	1.221	1.221	1.221	1.221	1.221	1.221	1.221



### HDR Report TPS7H1111-QMLP

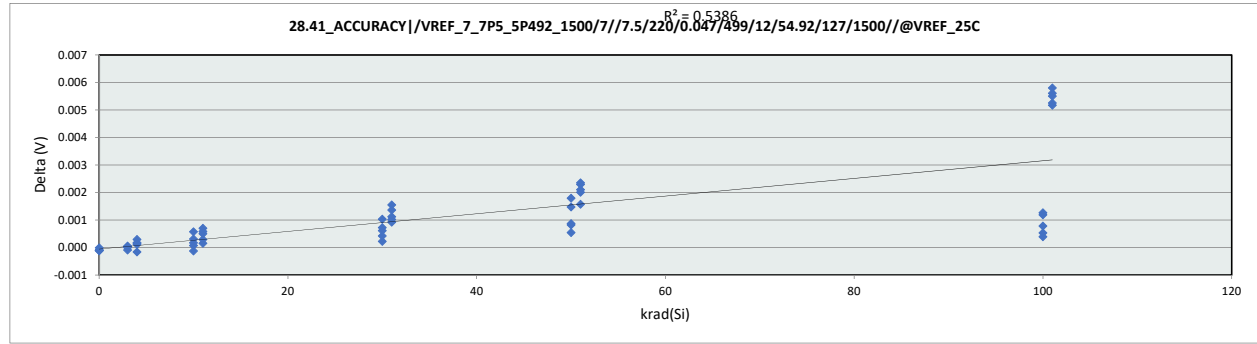
101	24	1.206	1.212	0.005
101	25	1.206	1.211	0.006
	Max	1.208	1.212	0.006
	Average	1.205	1.207	0.001
	Min	1.203	1.203	0.000
	Std Dev	0.001	0.002	0.002



# HDR Report TPS7H1111-QMLP

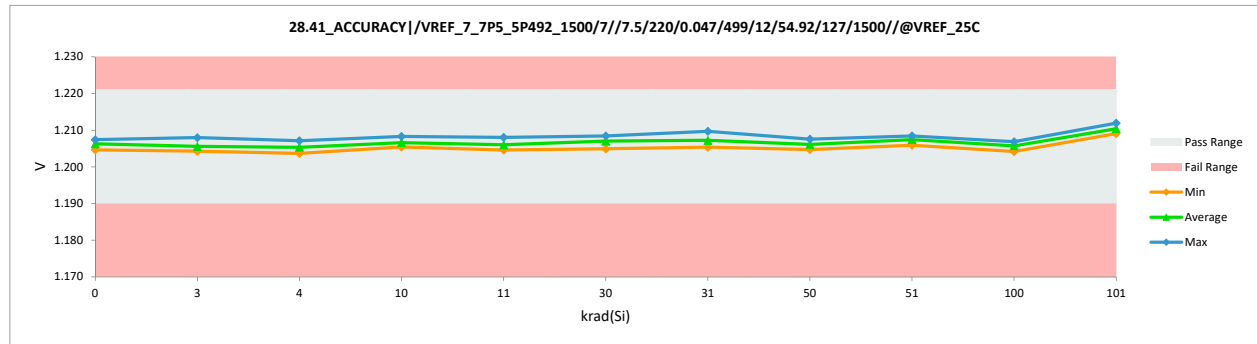
		28.41_ACCURACY VREF	
Test Site		Dallas	Dallas
Tester		ETS-364	ETS-364
Test Number		EB6938	EB6938
Unit		V	V
Max Limit		1.221	1.221
Min Limit		1.19	1.19

krad(Si)	Serial #	Pre	Post	Delta
0	51	1.206	1.206	0.000
0	52	1.207	1.207	0.000
0	53	1.205	1.205	0.000
0	54	1.207	1.207	0.000
0	55	1.208	1.207	0.000
3	26	1.206	1.206	0.000
3	27	1.204	1.204	0.000
3	28	1.208	1.208	0.000
3	29	1.204	1.204	0.000
3	30	1.205	1.205	0.000
4	1	1.203	1.204	0.000
4	2	1.205	1.205	0.000
4	3	1.207	1.207	0.000
4	4	1.206	1.206	0.000
4	5	1.205	1.205	0.000
10	31	1.206	1.205	0.000
10	32	1.208	1.208	0.000
10	33	1.206	1.206	0.000
10	34	1.207	1.207	0.000
10	35	1.206	1.206	0.001
11	6	1.204	1.205	0.001
11	7	1.205	1.205	0.000
11	8	1.205	1.205	0.000
11	9	1.207	1.208	0.001
11	10	1.207	1.207	0.000
30	36	1.207	1.208	0.001
30	37	1.207	1.208	0.001
30	38	1.207	1.207	0.000
30	39	1.204	1.205	0.000
30	40	1.206	1.207	0.001
31	15	1.208	1.210	0.002
31	16	1.206	1.207	0.001
31	17	1.204	1.205	0.001
31	18	1.205	1.206	0.001
31	19	1.207	1.208	0.001
50	41	1.204	1.205	0.001
50	42	1.204	1.205	0.001
50	43	1.204	1.206	0.002
50	44	1.207	1.207	0.001
50	45	1.206	1.208	0.001
51	11	1.206	1.208	0.002
51	12	1.205	1.207	0.002
51	13	1.206	1.208	0.002
51	14	1.204	1.206	0.002
51	20	1.206	1.208	0.002
100	46	1.205	1.205	0.000
100	47	1.205	1.206	0.001
100	48	1.203	1.204	0.001
100	49	1.206	1.206	0.001
100	50	1.206	1.207	0.001
101	21	1.204	1.209	0.005
101	22	1.204	1.209	0.005
101	23	1.205	1.210	0.006



		28.41_ACCURACY VREF	
Test Site		Dallas	Dallas
Tester		ETS-364	ETS-364
Test Number		EB6938	EB6938
Max Limit		1.221	V
Min Limit		1.19	V

krad(Si)	0	3	4	10	11	30	31	50	51	100	101
LL	1.190	1.190	1.190	1.190	1.190	1.190	1.190	1.190	1.190	1.190	1.190
Min	1.205	1.204	1.204	1.205	1.205	1.205	1.205	1.205	1.206	1.204	1.209
Average	1.206	1.206	1.205	1.207	1.206	1.207	1.207	1.206	1.207	1.206	1.210
Max	1.207	1.208	1.207	1.208	1.208	1.208	1.210	1.208	1.208	1.207	1.212
UL	1.221	1.221	1.221	1.221	1.221	1.221	1.221	1.221	1.221	1.221	1.221



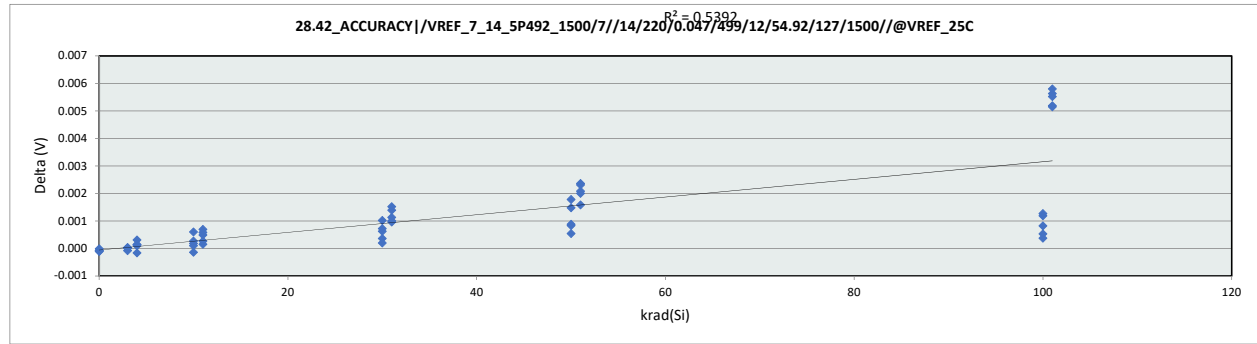
### HDR Report TPS7H1111-QMLP

101	24	1.206	1.212	0.005
101	25	1.206	1.212	0.006
	Max	1.208	1.212	0.006
	Average	1.206	1.207	0.001
	Min	1.203	1.204	0.000
	Std Dev	0.001	0.002	0.002

# HDR Report TPS7H1111-QMLP

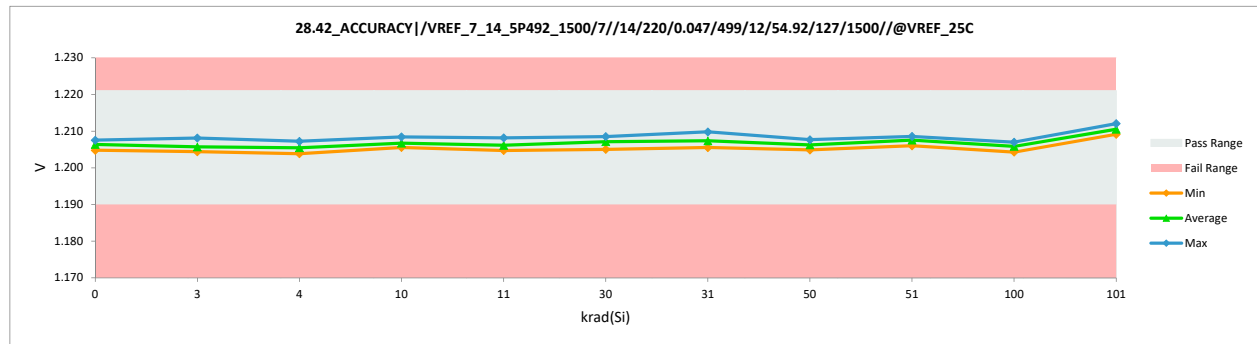
		28.42_ACCURACY VREF	
Test Site		Dallas	Dallas
Tester		ETS-364	ETS-364
Test Number		EB6938	EB6938
Unit		V	V
Max Limit		1.221	1.221
Min Limit		1.19	1.19

krad(Si)	Serial #	Pre	Post	Delta
0	51	1.206	1.206	0.000
0	52	1.207	1.207	0.000
0	53	1.205	1.205	0.000
0	54	1.207	1.207	0.000
0	55	1.208	1.208	0.000
3	26	1.206	1.206	0.000
3	27	1.204	1.204	0.000
3	28	1.208	1.208	0.000
3	29	1.205	1.205	0.000
3	30	1.205	1.205	0.000
4	1	1.204	1.204	0.000
4	2	1.205	1.205	0.000
4	3	1.207	1.207	0.000
4	4	1.206	1.206	0.000
4	5	1.205	1.205	0.000
10	31	1.206	1.206	0.000
10	32	1.208	1.208	0.000
10	33	1.206	1.206	0.000
10	34	1.207	1.207	0.000
10	35	1.206	1.206	0.001
11	6	1.204	1.205	0.001
11	7	1.205	1.206	0.000
11	8	1.205	1.205	0.000
11	9	1.208	1.208	0.001
11	10	1.207	1.207	0.000
30	36	1.207	1.209	0.001
30	37	1.207	1.208	0.001
30	38	1.207	1.207	0.000
30	39	1.205	1.205	0.000
30	40	1.206	1.207	0.001
31	15	1.208	1.210	0.002
31	16	1.206	1.207	0.001
31	17	1.204	1.206	0.001
31	18	1.205	1.206	0.001
31	19	1.207	1.208	0.001
50	41	1.205	1.205	0.001
50	42	1.204	1.205	0.001
50	43	1.204	1.206	0.002
50	44	1.207	1.207	0.001
50	45	1.206	1.208	0.001
51	11	1.206	1.208	0.002
51	12	1.205	1.207	0.002
51	13	1.206	1.209	0.002
51	14	1.204	1.206	0.002
51	20	1.206	1.208	0.002
100	46	1.205	1.205	0.000
100	47	1.205	1.206	0.001
100	48	1.203	1.204	0.001
100	49	1.206	1.207	0.001
100	50	1.206	1.207	0.001
101	21	1.204	1.209	0.005
101	22	1.204	1.209	0.005
101	23	1.205	1.210	0.006



		28.42_ACCURACY VREF	
Test Site		Dallas	Dallas
Tester		ETS-364	ETS-364
Test Number		EB6938	EB6938
Max Limit		1.221	V
Min Limit		1.19	V

krad(Si)	0	3	4	10	11	30	31	50	51	100	101
LL	1.190	1.190	1.190	1.190	1.190	1.190	1.190	1.190	1.190	1.190	1.190
Min	1.205	1.204	1.204	1.206	1.205	1.205	1.206	1.205	1.206	1.204	1.209
Average	1.206	1.206	1.205	1.207	1.206	1.207	1.207	1.206	1.208	1.206	1.211
Max	1.208	1.208	1.207	1.208	1.208	1.209	1.210	1.208	1.209	1.207	1.212
UL	1.221	1.221	1.221	1.221	1.221	1.221	1.221	1.221	1.221	1.221	1.221



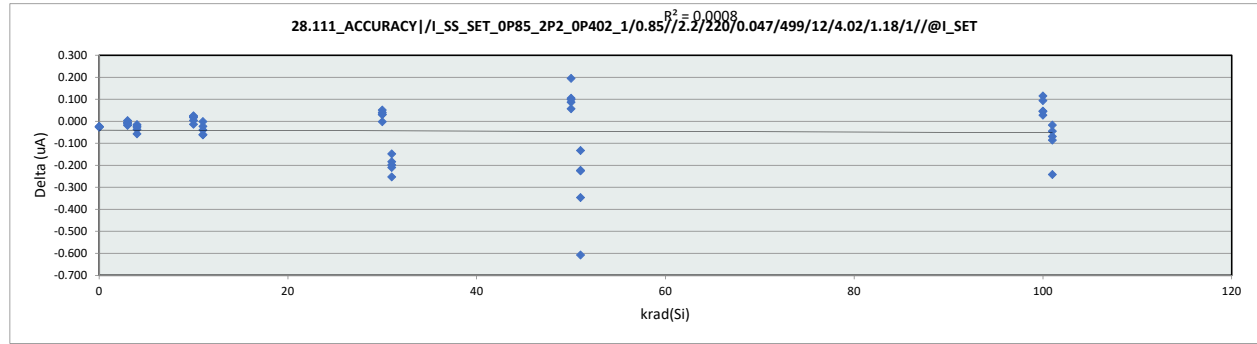
### HDR Report TPS7H1111-QMLP

101	24	1.207	1.212	0.006
101	25	1.206	1.212	0.006
	Max	1.208	1.212	0.006
	Average	1.206	1.207	0.001
	Min	1.203	1.204	0.000
	Std Dev	0.001	0.002	0.002

# HDR Report TPS7H1111-QMLP

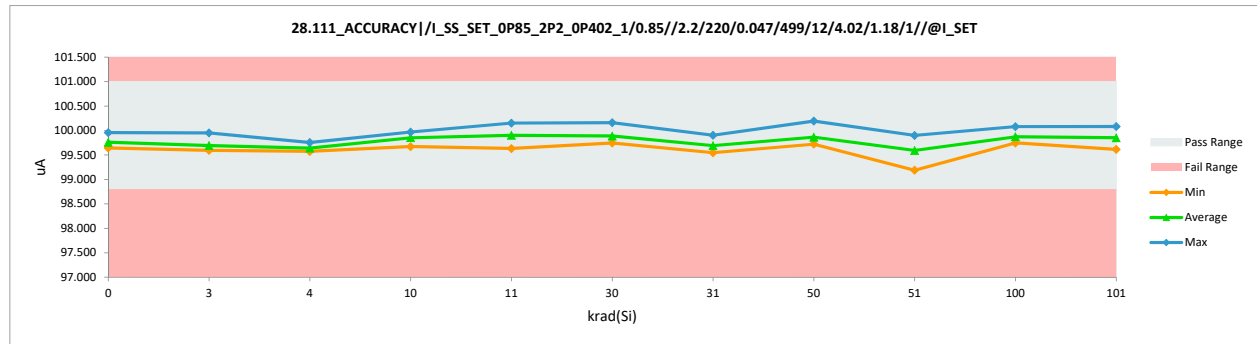
28.111_ACCURACY /I_SS		
Test Site	Dallas	Dallas
Tester	ETS-364	ETS-364
Test Number	EB6938	EB6938
Unit	uA	uA
Max Limit	101	101
Min Limit	98.8	98.8

krad(Si)	Serial #	Pre	Post	Delta
0	51	99.823	99.797	-0.026
0	52	99.666	99.642	-0.024
0	53	99.981	99.957	-0.024
0	54	99.675	99.649	-0.026
0	55	99.774	99.748	-0.026
3	26	99.649	99.644	-0.005
3	27	99.606	99.594	-0.012
3	28	99.969	99.950	-0.019
3	29	99.652	99.655	0.003
3	30	99.622	99.614	-0.008
4	1	99.619	99.593	-0.026
4	2	99.655	99.633	-0.022
4	3	99.793	99.756	-0.037
4	4	99.704	99.647	-0.057
4	5	99.587	99.572	-0.015
10	31	99.684	99.670	-0.014
10	32	99.922	99.943	0.021
10	33	99.867	99.871	0.004
10	34	99.952	99.969	0.017
10	35	99.783	99.808	0.025
11	6	100.152	100.151	-0.001
11	7	100.090	100.050	-0.040
11	8	100.044	99.983	-0.061
11	9	99.710	99.687	-0.023
11	10	99.694	99.632	-0.062
30	36	99.859	99.910	0.051
30	37	99.785	99.825	0.040
30	38	99.791	99.789	-0.002
30	39	100.128	100.160	0.032
30	40	99.716	99.746	0.030
31	15	99.745	99.597	-0.148
31	16	99.800	99.547	-0.253
31	17	99.979	99.795	-0.184
31	18	100.112	99.902	-0.210
31	19	99.809	99.611	-0.198
50	41	99.684	99.783	0.099
50	42	100.089	100.194	0.105
50	43	99.638	99.833	0.195
50	44	99.700	99.787	0.087
50	45	99.665	99.722	0.057
51	11	99.796	99.188	-0.608
51	12	100.134	99.787	-0.347
51	13	99.820	99.595	-0.225
51	14	100.033	99.900	-0.133
51	20	99.717	99.494	-0.223
100	46	100.051	100.079	0.028
100	47	99.693	99.787	0.094
100	48	99.930	99.975	0.045
100	49	99.727	99.773	0.046
100	50	99.630	99.745	0.115
101	21	100.126	100.081	-0.045
101	22	100.145	99.903	-0.242
101	23	100.073	99.987	-0.086



28.111_ACCURACY /I_SS		
Test Site	Dallas	
Tester	ETS-364	
Test Number	EB6938	
Max Limit	101	uA
Min Limit	98.8	uA

krad(Si)	0	3	4	10	11	30	31	50	51	100	101
LL	98.800	98.800	98.800	98.800	98.800	98.800	98.800	98.800	98.800	98.800	98.800
Min	99.642	99.594	99.572	99.670	99.632	99.746	99.547	99.722	99.188	99.745	99.614
Average	99.759	99.691	99.640	99.852	99.901	99.886	99.690	99.864	99.593	99.872	99.850
Max	99.957	99.950	99.756	99.969	100.151	100.160	99.902	100.194	99.900	100.079	100.081
UL	101.000	101.000	101.000	101.000	101.000	101.000	101.000	101.000	101.000	101.000	101.000



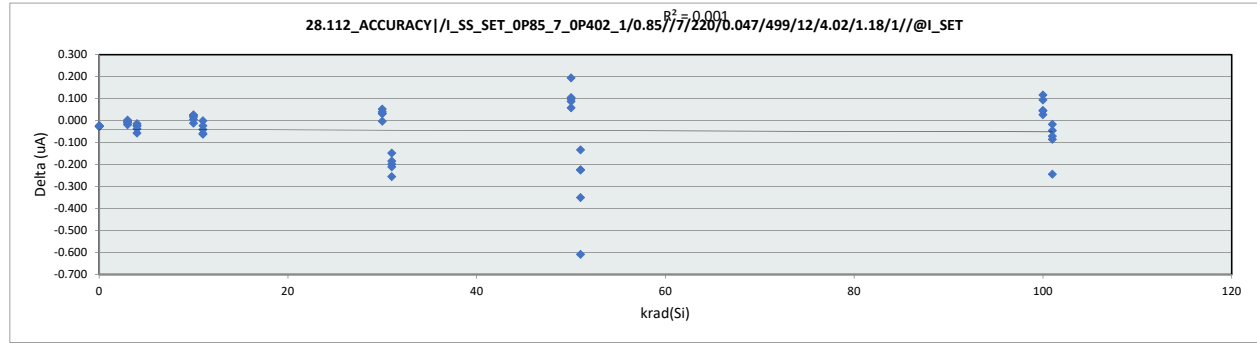
### HDR Report TPS7H1111-QMLP

101	24	99.735	99.666	-0.069
101	25	99.631	99.614	-0.017
	Max	100.152	100.194	0.195
	Average	99.826	99.782	-0.044
	Min	99.587	99.188	-0.608
	Std Dev	0.175	0.190	0.129

# HDR Report TPS7H1111-QMLP

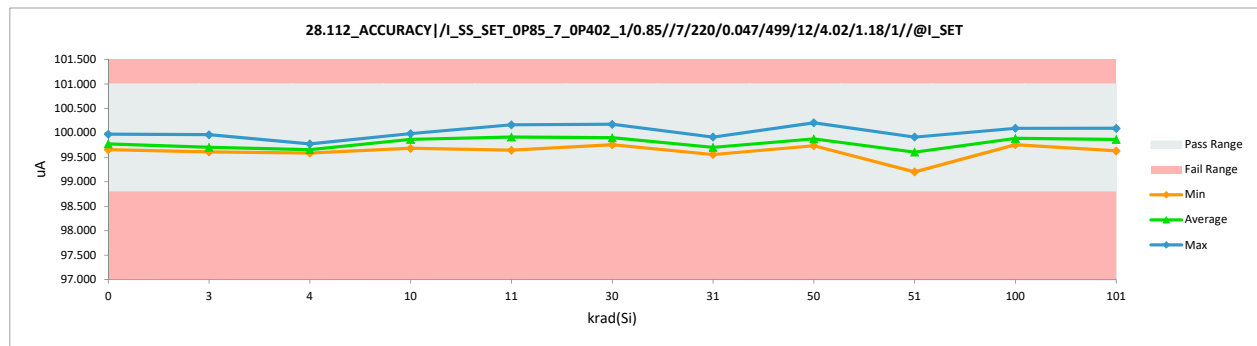
		28.112_ACCURACY/I_SS	
Test Site		Dallas	Dallas
Tester		ETS-364	ETS-364
Test Number		EB6938	EB6938
Unit		uA	uA
Max Limit		101	101
Min Limit		98.8	98.8

krad(Si)	Serial #	Pre	Post	Delta
0	51	99.840	99.813	-0.027
0	52	99.679	99.656	-0.023
0	53	99.996	99.971	-0.025
0	54	99.689	99.664	-0.025
0	55	99.789	99.763	-0.026
3	26	99.664	99.659	-0.005
3	27	99.620	99.610	-0.010
3	28	99.981	99.962	-0.019
3	29	99.667	99.669	0.002
3	30	99.635	99.627	-0.008
4	1	99.634	99.609	-0.025
4	2	99.671	99.649	-0.022
4	3	99.811	99.774	-0.037
4	4	99.716	99.659	-0.057
4	5	99.601	99.587	-0.014
10	31	99.696	99.684	-0.012
10	32	99.938	99.960	0.022
10	33	99.883	99.888	0.005
10	34	99.967	99.984	0.017
10	35	99.794	99.820	0.026
11	6	100.166	100.165	-0.001
11	7	100.102	100.061	-0.041
11	8	100.056	99.997	-0.059
11	9	99.731	99.708	-0.023
11	10	99.707	99.645	-0.062
30	36	99.875	99.927	0.052
30	37	99.799	99.839	0.040
30	38	99.804	99.801	-0.003
30	39	100.142	100.174	0.032
30	40	99.726	99.758	0.032
31	15	99.758	99.610	-0.148
31	16	99.813	99.558	-0.255
31	17	99.991	99.807	-0.184
31	18	100.125	99.915	-0.210
31	19	99.822	99.624	-0.198
50	41	99.701	99.799	0.098
50	42	100.100	100.205	0.105
50	43	99.653	99.847	0.194
50	44	99.712	99.799	0.087
50	45	99.679	99.737	0.058
51	11	99.810	99.202	-0.608
51	12	100.149	99.799	-0.350
51	13	99.833	99.609	-0.224
51	14	100.047	99.914	-0.133
51	20	99.730	99.506	-0.224
100	46	100.067	100.094	0.027
100	47	99.707	99.801	0.094
100	48	99.944	99.988	0.044
100	49	99.745	99.791	0.046
100	50	99.642	99.758	0.116
101	21	100.138	100.093	-0.045
101	22	100.163	99.919	-0.244
101	23	100.085	100.000	-0.085



		28.112_ACCURACY/I_SS	
Test Site		Dallas	Dallas
Tester		ETS-364	ETS-364
Test Number		EB6938	EB6938
Unit		uA	uA
Max Limit		101	101
Min Limit		98.8	98.8

krad(Si)	0	3	4	10	11	30	31	50	51	100	101
LL	98.800	98.800	98.800	98.800	98.800	98.800	98.800	98.800	98.800	98.800	98.800
Min	99.656	99.610	99.587	99.684	99.645	99.758	99.558	99.737	99.202	99.758	99.631
Average	99.773	99.705	99.656	99.867	99.915	99.900	99.703	99.877	99.606	99.886	99.865
Max	99.971	99.962	99.774	99.984	100.165	100.174	99.915	100.205	99.914	100.094	100.093
UL	101.000	101.000	101.000	101.000	101.000	101.000	101.000	101.000	101.000	101.000	101.000



### HDR Report TPS7H1111-QMLP

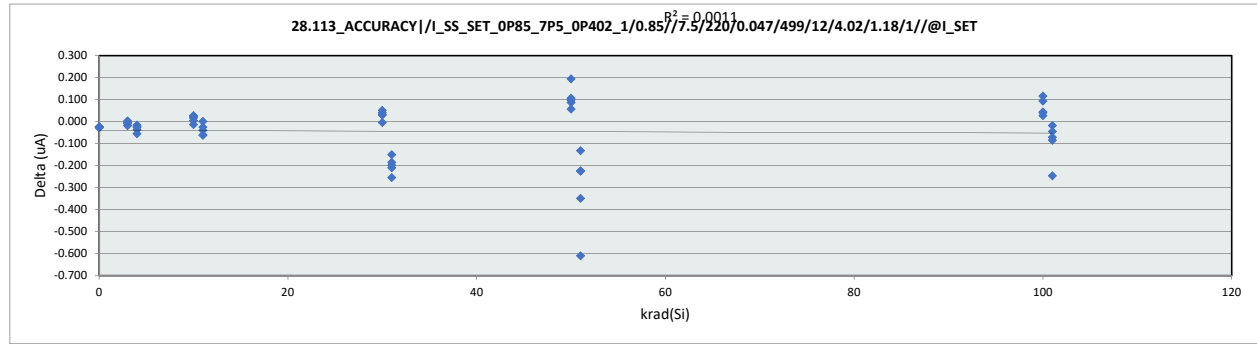
101	24	99.752	99.681	-0.071
101	25	99.648	99.631	-0.017
	Max	100.166	100.205	0.194
	Average	99.840	99.796	-0.044
	Min	99.601	99.202	-0.608
	Std Dev	0.175	0.190	0.129



# HDR Report TPS7H1111-QMLP

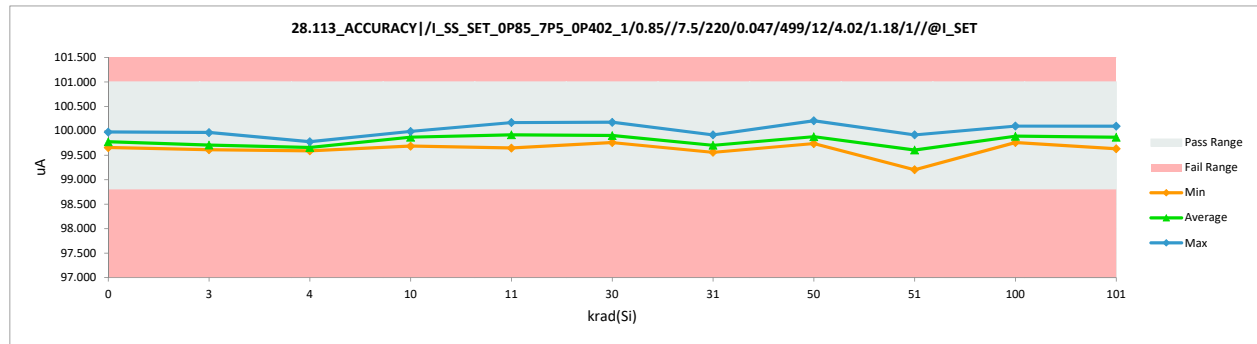
28.113_ACCURACY/I_SS		
Test Site	Dallas	Dallas
Tester	ETS-364	ETS-364
Test Number	EB6938	EB6938
Unit	uA	uA
Max Limit	101	101
Min Limit	98.8	98.8

krad(Si)	Serial #	Pre	Post	Delta
0	51	99.843	99.818	-0.025
0	52	99.682	99.658	-0.024
0	53	99.999	99.974	-0.025
0	54	99.690	99.665	-0.025
0	55	99.792	99.764	-0.028
3	26	99.667	99.662	-0.005
3	27	99.623	99.614	-0.009
3	28	99.984	99.965	-0.019
3	29	99.670	99.673	0.003
3	30	99.638	99.630	-0.008
4	1	99.636	99.611	-0.025
4	2	99.673	99.652	-0.021
4	3	99.814	99.778	-0.036
4	4	99.719	99.664	-0.055
4	5	99.607	99.591	-0.016
10	31	99.701	99.687	-0.014
10	32	99.940	99.962	0.022
10	33	99.887	99.891	0.004
10	34	99.971	99.988	0.017
10	35	99.796	99.823	0.027
11	6	100.168	100.169	0.001
11	7	100.105	100.065	-0.040
11	8	100.059	99.998	-0.061
11	9	99.737	99.712	-0.025
11	10	99.709	99.647	-0.062
30	36	99.878	99.929	0.051
30	37	99.804	99.844	0.040
30	38	99.808	99.804	-0.004
30	39	100.144	100.175	0.031
30	40	99.730	99.760	0.030
31	15	99.762	99.612	-0.150
31	16	99.815	99.561	-0.254
31	17	99.994	99.809	-0.185
31	18	100.128	99.918	-0.210
31	19	99.825	99.627	-0.198
50	41	99.703	99.801	0.098
50	42	100.101	100.207	0.106
50	43	99.658	99.852	0.194
50	44	99.714	99.801	0.087
50	45	99.682	99.739	0.057
51	11	99.814	99.204	-0.610
51	12	100.151	99.802	-0.349
51	13	99.836	99.612	-0.224
51	14	100.049	99.917	-0.132
51	20	99.732	99.507	-0.225
100	46	100.071	100.098	0.027
100	47	99.711	99.804	0.093
100	48	99.948	99.989	0.041
100	49	99.750	99.794	0.044
100	50	99.645	99.761	0.116
101	21	100.140	100.095	-0.045
101	22	100.170	99.924	-0.246
101	23	100.089	100.004	-0.085



28.113_ACCURACY/I_SS		
Test Site	Dallas	
Tester	ETS-364	
Test Number	EB6938	
Max Limit	101	uA
Min Limit	98.8	uA

krad(Si)	0	3	4	10	11	30	31	50	51	100	101
LL	98.800	98.800	98.800	98.800	98.800	98.800	98.800	98.800	98.800	98.800	98.800
Min	99.658	99.614	99.591	99.687	99.647	99.760	99.561	99.739	99.204	99.761	99.633
Average	99.776	99.709	99.659	99.870	99.918	99.902	99.705	99.880	99.608	99.889	99.868
Max	99.974	99.965	99.778	99.988	100.169	100.175	99.918	100.207	99.917	100.098	100.095
UL	101.000	101.000	101.000	101.000	101.000	101.000	101.000	101.000	101.000	101.000	101.000



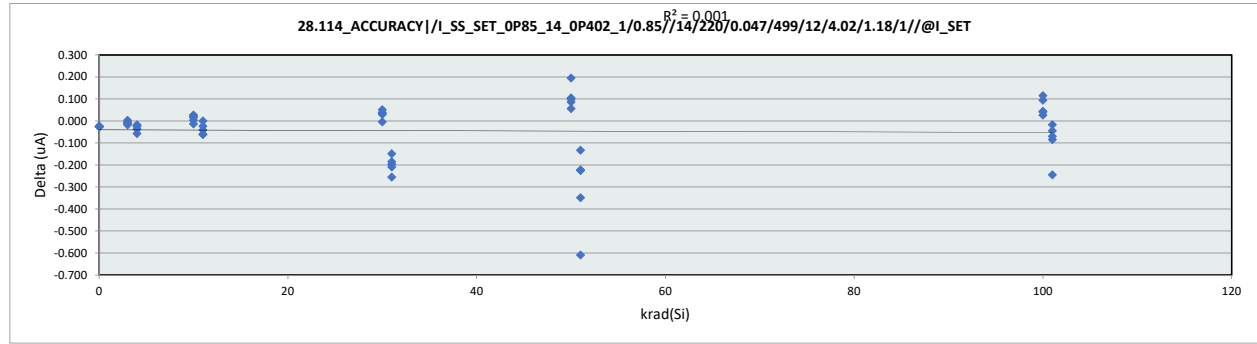
### HDR Report TPS7H1111-QMLP

101	24	99.757	99.686	-0.071
101	25	99.651	99.633	-0.018
	Max	100.170	100.207	0.194
	Average	99.843	99.799	-0.044
	Min	99.607	99.204	-0.610
	Std Dev	0.175	0.190	0.130

# HDR Report TPS7H1111-QMLP

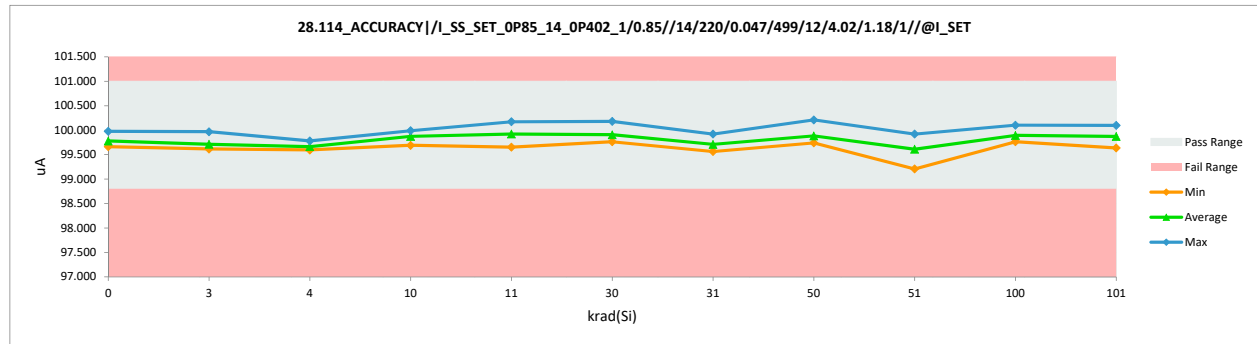
		28.114_ACCURACY/I_SS	
Test Site		Dallas	Dallas
Tester		ETS-364	ETS-364
Test Number		EB6938	EB6938
Unit		uA	uA
Max Limit		101	101
Min Limit		98.8	98.8

krad(Si)	Serial #	Pre	Post	Delta
0	51	99.846	99.821	-0.025
0	52	99.685	99.662	-0.023
0	53	100.002	99.977	-0.025
0	54	99.694	99.667	-0.027
0	55	99.795	99.768	-0.027
3	26	99.671	99.665	-0.006
3	27	99.626	99.615	-0.011
3	28	99.986	99.968	-0.018
3	29	99.673	99.676	0.003
3	30	99.641	99.633	-0.008
4	1	99.639	99.614	-0.025
4	2	99.676	99.655	-0.021
4	3	99.817	99.780	-0.037
4	4	99.723	99.666	-0.057
4	5	99.612	99.595	-0.017
10	31	99.704	99.690	-0.014
10	32	99.943	99.965	0.022
10	33	99.890	99.894	0.004
10	34	99.973	99.989	0.016
10	35	99.800	99.827	0.027
11	6	100.172	100.172	0.000
11	7	100.108	100.067	-0.041
11	8	100.063	100.002	-0.061
11	9	99.740	99.716	-0.024
11	10	99.713	99.652	-0.061
30	36	99.881	99.932	0.051
30	37	99.808	99.847	0.039
30	38	99.811	99.807	-0.004
30	39	100.147	100.179	0.032
30	40	99.733	99.763	0.030
31	15	99.765	99.616	-0.149
31	16	99.819	99.564	-0.255
31	17	99.998	99.813	-0.185
31	18	100.130	99.921	-0.209
31	19	99.828	99.631	-0.197
50	41	99.706	99.804	0.098
50	42	100.106	100.211	0.105
50	43	99.661	99.856	0.195
50	44	99.717	99.803	0.086
50	45	99.685	99.741	0.056
51	11	99.816	99.207	-0.609
51	12	100.154	99.805	-0.349
51	13	99.839	99.614	-0.225
51	14	100.053	99.920	-0.133
51	20	99.734	99.512	-0.222
100	46	100.076	100.102	0.026
100	47	99.714	99.808	0.094
100	48	99.951	99.992	0.041
100	49	99.754	99.798	0.044
100	50	99.648	99.763	0.115
101	21	100.143	100.098	-0.045
101	22	100.173	99.928	-0.245
101	23	100.092	100.007	-0.085



		28.114_ACCURACY/I_SS	
Test Site		Dallas	
Tester		ETS-364	
Test Number		EB6938	
Max Limit		101	uA
Min Limit		98.8	uA

krad(Si)	0	3	4	10	11	30	31	50	51	100	101
LL	98.800	98.800	98.800	98.800	98.800	98.800	98.800	98.800	98.800	98.800	98.800
Min	99.662	99.615	99.595	99.690	99.652	99.763	99.564	99.741	99.207	99.763	99.636
Average	99.779	99.711	99.662	99.873	99.922	99.906	99.709	99.883	99.612	99.893	99.872
Max	99.977	99.968	99.780	99.989	100.172	100.179	99.921	100.211	99.920	100.102	100.098
UL	101.000	101.000	101.000	101.000	101.000	101.000	101.000	101.000	101.000	101.000	101.000



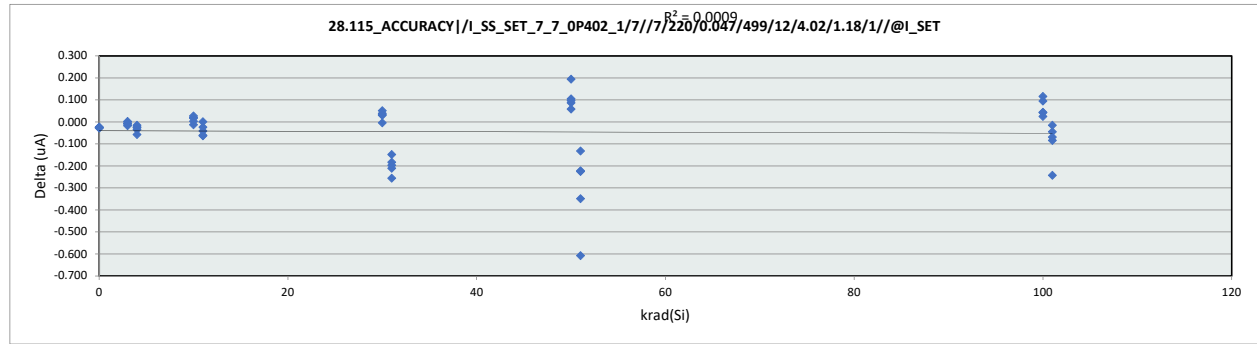
### HDR Report TPS7H1111-QMLP

101	24	99.760	99.690	-0.070
101	25	99.653	99.636	-0.017
	Max	100.173	100.211	0.195
	Average	99.846	99.802	-0.044
	Min	99.612	99.207	-0.609
	Std Dev	0.175	0.190	0.129

# HDR Report TPS7H1111-QMLP

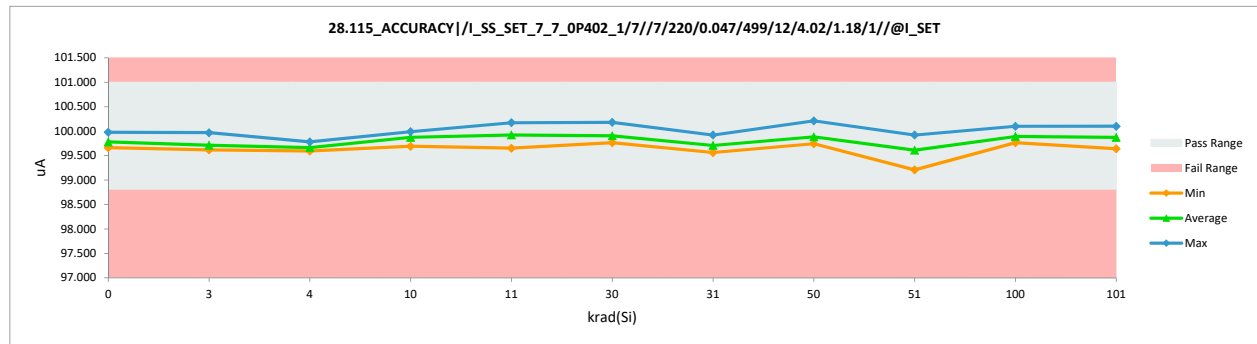
		28.115_ACCURACY/I_SS	
Test Site		Dallas	Dallas
Tester		ETS-364	ETS-364
Test Number		EB6938	EB6938
Unit		uA	uA
Max Limit		101	101
Min Limit		98.8	98.8

krad(Si)	Serial #	Pre	Post	Delta
0	51	99.847	99.820	-0.027
0	52	99.685	99.662	-0.023
0	53	100.001	99.976	-0.025
0	54	99.695	99.670	-0.025
0	55	99.796	99.768	-0.028
3	26	99.671	99.665	-0.006
3	27	99.625	99.616	-0.009
3	28	99.986	99.969	-0.017
3	29	99.673	99.675	0.002
3	30	99.641	99.634	-0.007
4	1	99.641	99.615	-0.026
4	2	99.677	99.654	-0.023
4	3	99.816	99.781	-0.035
4	4	99.723	99.666	-0.057
4	5	99.609	99.594	-0.015
10	31	99.703	99.690	-0.013
10	32	99.944	99.964	0.020
10	33	99.890	99.893	0.003
10	34	99.972	99.989	0.017
10	35	99.800	99.827	0.027
11	6	100.171	100.172	0.001
11	7	100.109	100.068	-0.041
11	8	100.063	100.002	-0.061
11	9	99.737	99.713	-0.024
11	10	99.714	99.651	-0.063
30	36	99.881	99.932	0.051
30	37	99.805	99.844	0.039
30	38	99.810	99.806	-0.004
30	39	100.147	100.180	0.033
30	40	99.734	99.764	0.030
31	15	99.765	99.617	-0.148
31	16	99.819	99.563	-0.256
31	17	99.996	99.813	-0.183
31	18	100.131	99.920	-0.211
31	19	99.828	99.631	-0.197
50	41	99.707	99.804	0.097
50	42	100.106	100.211	0.105
50	43	99.660	99.854	0.194
50	44	99.718	99.805	0.087
50	45	99.685	99.743	0.058
51	11	99.816	99.208	-0.608
51	12	100.153	99.804	-0.349
51	13	99.840	99.615	-0.225
51	14	100.052	99.920	-0.132
51	20	99.734	99.512	-0.222
100	46	100.074	100.099	0.025
100	47	99.712	99.807	0.095
100	48	99.951	99.993	0.042
100	49	99.752	99.796	0.044
100	50	99.648	99.764	0.116
101	21	100.144	100.099	-0.045
101	22	100.169	99.926	-0.243
101	23	100.091	100.007	-0.084



		28.115_ACCURACY/I_SS	
Test Site		Dallas	
Tester		ETS-364	
Test Number		EB6938	
Unit		uA	
Max Limit		101	uA
Min Limit		98.8	uA

krad(Si)	0	3	4	10	11	30	31	50	51	100	101
LL	98.800	98.800	98.800	98.800	98.800	98.800	98.800	98.800	98.800	98.800	98.800
Min	99.662	99.616	99.594	99.690	99.651	99.764	99.563	99.743	99.208	99.764	99.639
Average	99.779	99.712	99.662	99.873	99.921	99.905	99.709	99.883	99.612	99.892	99.872
Max	99.976	99.969	99.781	99.989	100.172	100.180	99.920	100.211	99.920	100.099	100.099
UL	101.000	101.000	101.000	101.000	101.000	101.000	101.000	101.000	101.000	101.000	101.000



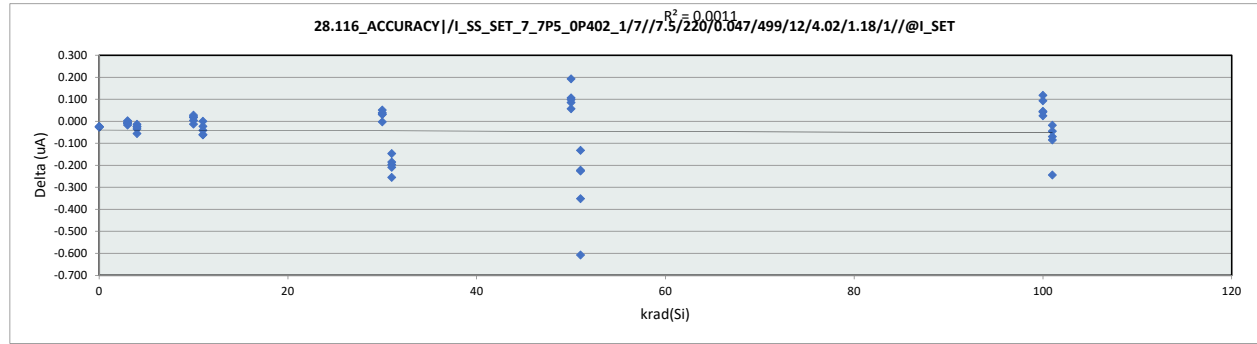
### HDR Report TPS7H1111-QMLP

101	24	99.757	99.688	-0.069
101	25	99.654	99.639	-0.015
	Max	100.171	100.211	0.194
	Average	99.846	99.802	-0.044
	Min	99.609	99.208	-0.608
	Std Dev	0.175	0.190	0.129

# HDR Report TPS7H1111-QMLP

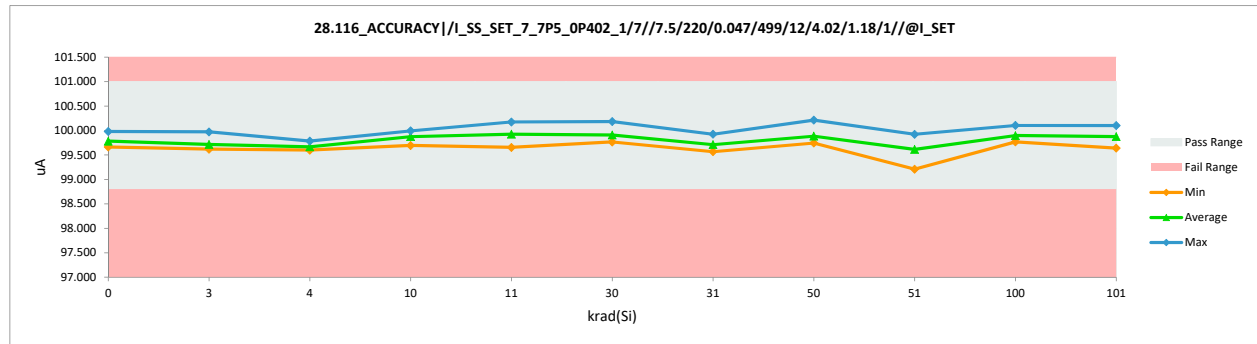
		28.116_ACCURACY/I_SS	
Test Site		Dallas	Dallas
Tester		ETS-364	ETS-364
Test Number		EB6938	EB6938
Unit		uA	uA
Max Limit		101	101
Min Limit		98.8	98.8

krad(Si)	Serial #	Pre	Post	Delta
0	51	99.849	99.824	-0.025
0	52	99.688	99.663	-0.025
0	53	100.004	99.980	-0.024
0	54	99.695	99.670	-0.025
0	55	99.797	99.770	-0.027
3	26	99.672	99.668	-0.004
3	27	99.629	99.618	-0.011
3	28	99.989	99.972	-0.017
3	29	99.676	99.678	0.002
3	30	99.645	99.637	-0.008
4	1	99.642	99.617	-0.025
4	2	99.679	99.656	-0.023
4	3	99.819	99.784	-0.035
4	4	99.725	99.669	-0.056
4	5	99.613	99.599	-0.014
10	31	99.706	99.693	-0.013
10	32	99.946	99.966	0.020
10	33	99.893	99.897	0.004
10	34	99.975	99.992	0.017
10	35	99.802	99.830	0.028
11	6	100.174	100.174	0.000
11	7	100.111	100.070	-0.041
11	8	100.065	100.004	-0.061
11	9	99.742	99.719	-0.023
11	10	99.716	99.654	-0.062
30	36	99.884	99.935	0.051
30	37	99.810	99.849	0.039
30	38	99.813	99.810	-0.003
30	39	100.149	100.182	0.033
30	40	99.735	99.766	0.031
31	15	99.766	99.619	-0.147
31	16	99.822	99.567	-0.255
31	17	100.000	99.815	-0.185
31	18	100.133	99.924	-0.209
31	19	99.829	99.632	-0.197
50	41	99.708	99.806	0.098
50	42	100.108	100.214	0.106
50	43	99.664	99.857	0.193
50	44	99.721	99.806	0.085
50	45	99.687	99.744	0.057
51	11	99.818	99.210	-0.608
51	12	100.158	99.806	-0.352
51	13	99.842	99.616	-0.226
51	14	100.055	99.923	-0.132
51	20	99.737	99.515	-0.222
100	46	100.079	100.104	0.025
100	47	99.717	99.810	0.093
100	48	99.954	99.996	0.042
100	49	99.756	99.801	0.045
100	50	99.650	99.768	0.118
101	21	100.146	100.101	-0.045
101	22	100.175	99.931	-0.244
101	23	100.095	100.010	-0.085



		28.116_ACCURACY/I_SS	
Test Site		Dallas	Dallas
Tester		ETS-364	ETS-364
Test Number		EB6938	EB6938
Unit		uA	uA
Max Limit		101	101
Min Limit		98.8	98.8

krad(Si)	0	3	4	10	11	30	31	50	51	100	101
LL	98.800	98.800	98.800	98.800	98.800	98.800	98.800	98.800	98.800	98.800	98.800
Min	99.663	99.618	99.599	99.693	99.654	99.766	99.567	99.744	99.210	99.768	99.639
Average	99.781	99.715	99.665	99.876	99.924	99.908	99.711	99.885	99.614	99.896	99.875
Max	99.980	99.972	99.784	99.992	100.174	100.182	99.924	100.214	99.923	100.104	100.101
UL	101.000	101.000	101.000	101.000	101.000	101.000	101.000	101.000	101.000	101.000	101.000



### HDR Report TPS7H1111-QMLP

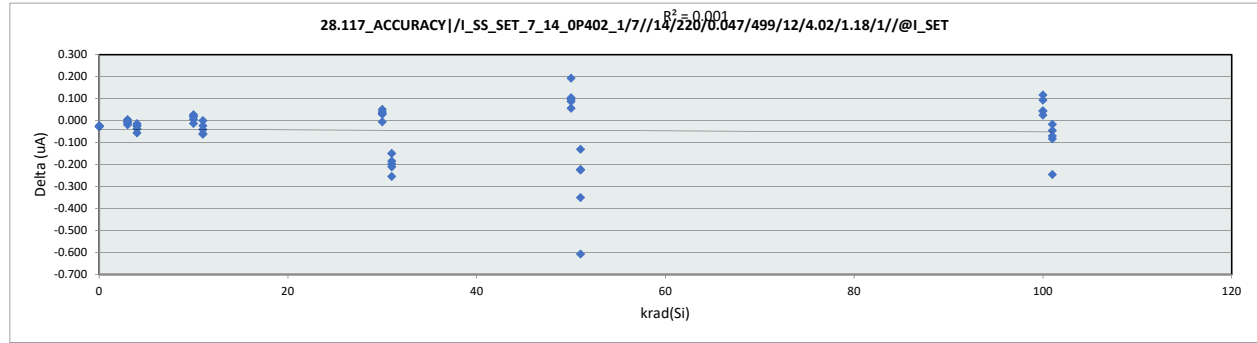
101	24	99.763	99.693	-0.070
101	25	99.657	99.639	-0.018
	Max	100.175	100.214	0.193
	Average	99.849	99.805	-0.044
	Min	99.613	99.210	-0.608
	Std Dev	0.175	0.190	0.129



# HDR Report TPS7H1111-QMLP

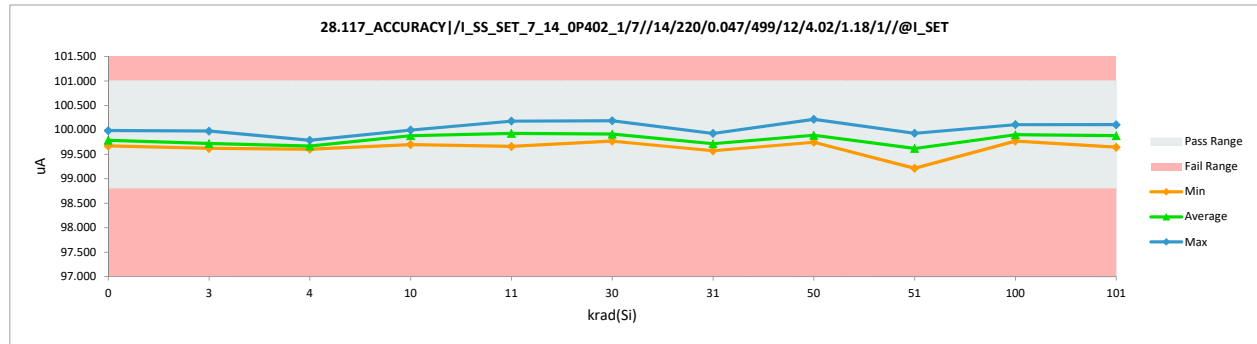
		28.117_ACCURACY/I_SS	
Test Site		Dallas	Dallas
Tester		ETS-364	ETS-364
Test Number		EB6938	EB6938
Unit		uA	uA
Max Limit		101	101
Min Limit		98.8	98.8

krad(Si)	Serial #	Pre	Post	Delta
0	51	99.854	99.827	-0.027
0	52	99.693	99.670	-0.023
0	53	100.009	99.985	-0.024
0	54	99.700	99.674	-0.026
0	55	99.802	99.774	-0.028
3	26	99.678	99.673	-0.005
3	27	99.632	99.622	-0.010
3	28	99.994	99.975	-0.019
3	29	99.681	99.685	0.004
3	30	99.648	99.641	-0.007
4	1	99.645	99.620	-0.025
4	2	99.684	99.662	-0.022
4	3	99.824	99.787	-0.037
4	4	99.729	99.673	-0.056
4	5	99.618	99.604	-0.014
10	31	99.711	99.698	-0.013
10	32	99.951	99.971	0.020
10	33	99.897	99.902	0.005
10	34	99.979	99.996	0.017
10	35	99.807	99.834	0.027
11	6	100.179	100.179	0.000
11	7	100.116	100.075	-0.041
11	8	100.070	100.008	-0.062
11	9	99.746	99.723	-0.023
11	10	99.721	99.661	-0.060
30	36	99.889	99.940	0.051
30	37	99.815	99.854	0.039
30	38	99.819	99.813	-0.006
30	39	100.153	100.185	0.032
30	40	99.741	99.770	0.029
31	15	99.772	99.623	-0.149
31	16	99.826	99.572	-0.254
31	17	100.004	99.820	-0.184
31	18	100.138	99.928	-0.210
31	19	99.834	99.637	-0.197
50	41	99.713	99.810	0.097
50	42	100.113	100.217	0.104
50	43	99.669	99.862	0.193
50	44	99.725	99.812	0.087
50	45	99.692	99.748	0.056
51	11	99.822	99.215	-0.607
51	12	100.161	99.811	-0.350
51	13	99.846	99.621	-0.225
51	14	100.060	99.930	-0.130
51	20	99.741	99.519	-0.222
100	46	100.083	100.108	0.025
100	47	99.721	99.814	0.093
100	48	99.956	100.000	0.044
100	49	99.761	99.804	0.043
100	50	99.655	99.771	0.116
101	21	100.150	100.105	-0.045
101	22	100.181	99.936	-0.245
101	23	100.099	100.016	-0.083



		28.117_ACCURACY/I_SS	
Test Site		Dallas	Dallas
Tester		ETS-364	ETS-364
Test Number		EB6938	EB6938
Unit		uA	uA
Max Limit		101	101
Min Limit		98.8	98.8

krad(Si)	0	3	4	10	11	30	31	50	51	100	101
LL	98.800	98.800	98.800	98.800	98.800	98.800	98.800	98.800	98.800	98.800	98.800
Min	99.670	99.622	99.604	99.698	99.661	99.770	99.572	99.748	99.215	99.771	99.644
Average	99.786	99.719	99.669	99.880	99.929	99.912	99.716	99.890	99.619	99.899	99.880
Max	99.985	99.975	99.787	99.996	100.179	100.185	99.928	100.217	99.930	100.108	100.105
UL	101.000	101.000	101.000	101.000	101.000	101.000	101.000	101.000	101.000	101.000	101.000



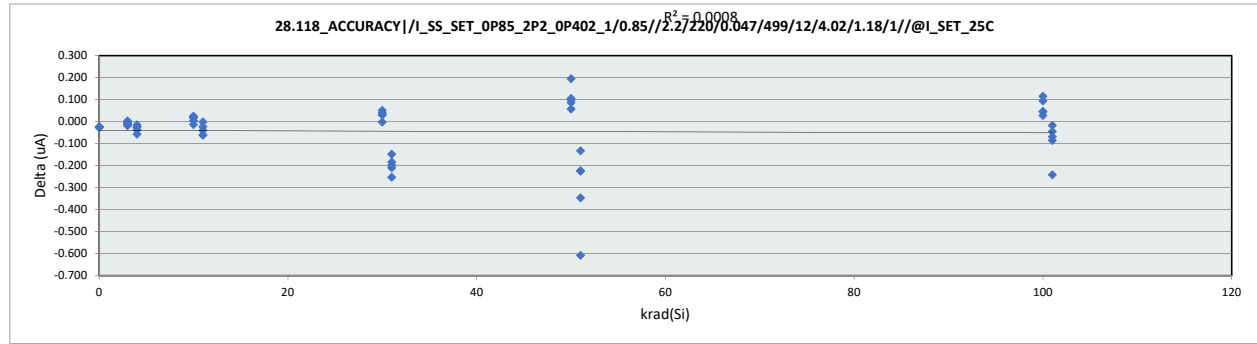
### HDR Report TPS7H1111-QMLP

101	24	99.768	99.698	-0.070
101	25	99.661	99.644	-0.017
	Max	100.181	100.217	0.193
	Average	99.853	99.809	-0.044
	Min	99.618	99.215	-0.607
	Std Dev	0.175	0.190	0.129

# HDR Report TPS7H1111-QMLP

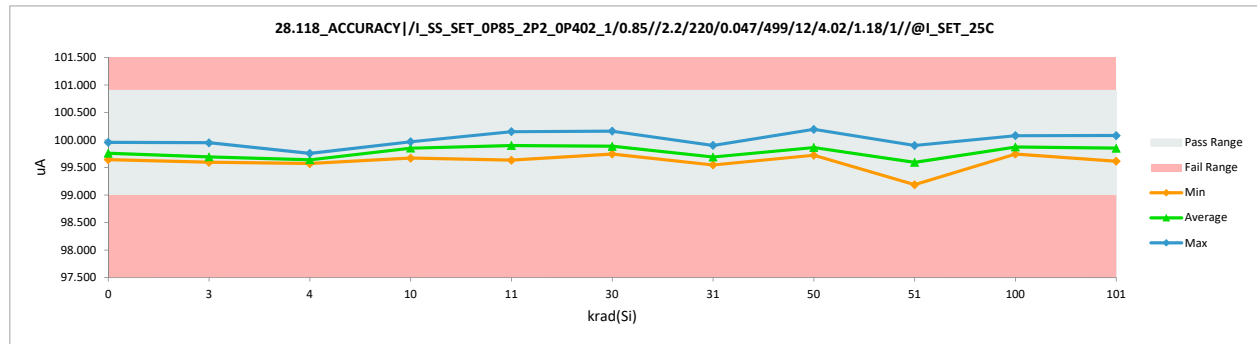
28.118_ACCURACY I_SS		
Test Site	Dallas	Dallas
Tester	ETS-364	ETS-364
Test Number	EB6938	EB6938
Unit	uA	uA
Max Limit	100.9	100.9
Min Limit	99	99

krad(Si)	Serial #	Pre	Post	Delta
0	51	99.823	99.797	-0.026
0	52	99.666	99.642	-0.024
0	53	99.981	99.957	-0.024
0	54	99.675	99.649	-0.026
0	55	99.774	99.748	-0.026
3	26	99.649	99.644	-0.005
3	27	99.606	99.594	-0.012
3	28	99.969	99.950	-0.019
3	29	99.652	99.655	0.003
3	30	99.622	99.614	-0.008
4	1	99.619	99.593	-0.026
4	2	99.655	99.633	-0.022
4	3	99.793	99.756	-0.037
4	4	99.704	99.647	-0.057
4	5	99.587	99.572	-0.015
10	31	99.684	99.670	-0.014
10	32	99.922	99.943	0.021
10	33	99.867	99.871	0.004
10	34	99.952	99.969	0.017
10	35	99.783	99.808	0.025
11	6	100.152	100.151	-0.001
11	7	100.090	100.050	-0.040
11	8	100.044	99.983	-0.061
11	9	99.710	99.687	-0.023
11	10	99.694	99.632	-0.062
30	36	99.859	99.910	0.051
30	37	99.785	99.825	0.040
30	38	99.791	99.789	-0.002
30	39	100.128	100.160	0.032
30	40	99.716	99.746	0.030
31	15	99.745	99.597	-0.148
31	16	99.800	99.547	-0.253
31	17	99.979	99.795	-0.184
31	18	100.112	99.902	-0.210
31	19	99.809	99.611	-0.198
50	41	99.684	99.783	0.099
50	42	100.089	100.194	0.105
50	43	99.638	99.833	0.195
50	44	99.700	99.787	0.087
50	45	99.665	99.722	0.057
51	11	99.796	99.188	-0.608
51	12	100.134	99.787	-0.347
51	13	99.820	99.595	-0.225
51	14	100.033	99.900	-0.133
51	20	99.717	99.494	-0.223
100	46	100.051	100.079	0.028
100	47	99.693	99.787	0.094
100	48	99.930	99.975	0.045
100	49	99.727	99.773	0.046
100	50	99.630	99.745	0.115
101	21	100.126	100.081	-0.045
101	22	100.145	99.903	-0.242
101	23	100.073	99.987	-0.086



28.118_ACCURACY I_SS		
Test Site	Dallas	
Tester	ETS-364	
Test Number	EB6938	
Max Limit	100.9	uA
Min Limit	99	uA

krad(Si)	0	3	4	10	11	30	31	50	51	100	101
LL	99.000	99.000	99.000	99.000	99.000	99.000	99.000	99.000	99.000	99.000	99.000
Min	99.642	99.594	99.572	99.670	99.632	99.746	99.547	99.722	99.188	99.745	99.614
Average	99.759	99.691	99.640	99.852	99.901	99.886	99.690	99.864	99.593	99.872	99.850
Max	99.957	99.950	99.756	99.969	100.151	100.160	99.902	100.194	99.900	100.079	100.081
UL	100.900	100.900	100.900	100.900	100.900	100.900	100.900	100.900	100.900	100.900	100.900



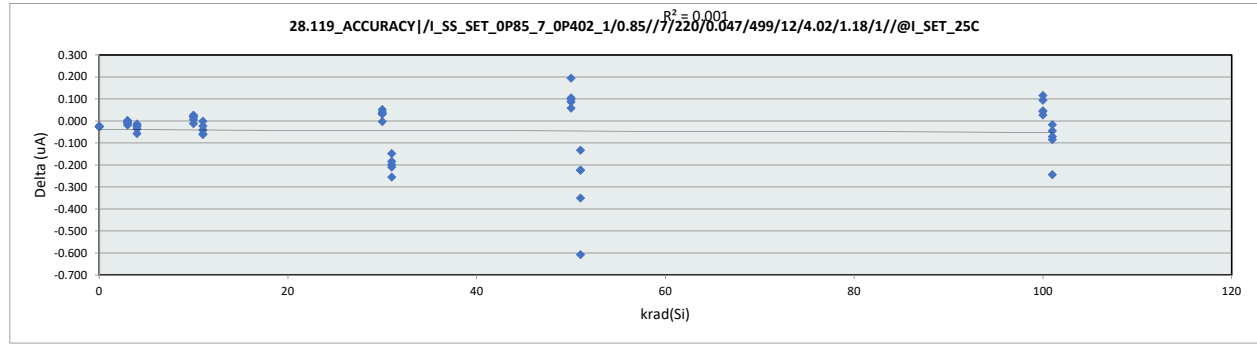
### HDR Report TPS7H1111-QMLP

101	24	99.735	99.666	-0.069
101	25	99.631	99.614	-0.017
	Max	100.152	100.194	0.195
	Average	99.826	99.782	-0.044
	Min	99.587	99.188	-0.608
	Std Dev	0.175	0.190	0.129

# HDR Report TPS7H1111-QMLP

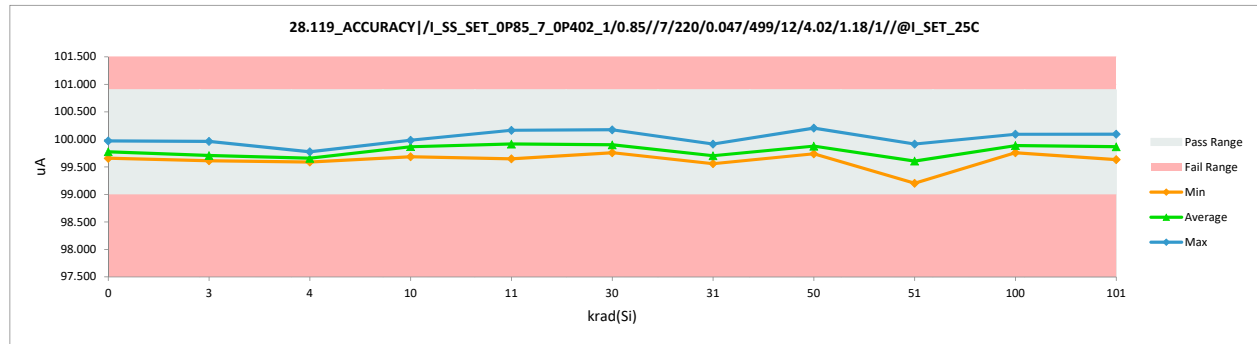
		28.119_ACCURACY/I_SS	
Test Site		Dallas	Dallas
Tester		ETS-364	ETS-364
Test Number		EB6938	EB6938
Unit		uA	uA
Max Limit		100.9	100.9
Min Limit		99	99

krad(Si)	Serial #	Pre	Post	Delta
0	51	99.840	99.813	-0.027
0	52	99.679	99.656	-0.023
0	53	99.996	99.971	-0.025
0	54	99.689	99.664	-0.025
0	55	99.789	99.763	-0.026
3	26	99.664	99.659	-0.005
3	27	99.620	99.610	-0.010
3	28	99.981	99.962	-0.019
3	29	99.667	99.669	0.002
3	30	99.635	99.627	-0.008
4	1	99.634	99.609	-0.025
4	2	99.671	99.649	-0.022
4	3	99.811	99.774	-0.037
4	4	99.716	99.659	-0.057
4	5	99.601	99.587	-0.014
10	31	99.696	99.684	-0.012
10	32	99.938	99.960	0.022
10	33	99.883	99.888	0.005
10	34	99.967	99.984	0.017
10	35	99.794	99.820	0.026
11	6	100.166	100.165	-0.001
11	7	100.102	100.061	-0.041
11	8	100.056	99.997	-0.059
11	9	99.731	99.708	-0.023
11	10	99.707	99.645	-0.062
30	36	99.875	99.927	0.052
30	37	99.799	99.839	0.040
30	38	99.804	99.801	-0.003
30	39	100.142	100.174	0.032
30	40	99.726	99.758	0.032
31	15	99.758	99.610	-0.148
31	16	99.813	99.558	-0.255
31	17	99.991	99.807	-0.184
31	18	100.125	99.915	-0.210
31	19	99.822	99.624	-0.198
50	41	99.701	99.799	0.098
50	42	100.100	100.205	0.105
50	43	99.653	99.847	0.194
50	44	99.712	99.799	0.087
50	45	99.679	99.737	0.058
51	11	99.810	99.202	-0.608
51	12	100.149	99.799	-0.350
51	13	99.833	99.609	-0.224
51	14	100.047	99.914	-0.133
51	20	99.730	99.506	-0.224
100	46	100.067	100.094	0.027
100	47	99.707	99.801	0.094
100	48	99.944	99.988	0.044
100	49	99.745	99.791	0.046
100	50	99.642	99.758	0.116
101	21	100.138	100.093	-0.045
101	22	100.163	99.919	-0.244
101	23	100.085	100.000	-0.085



		28.119_ACCURACY/I_SS	
Test Site		Dallas	Dallas
Tester		ETS-364	ETS-364
Test Number		EB6938	EB6938
Unit		uA	uA
Max Limit		100.9	100.9
Min Limit		99	99

krad(Si)	0	3	4	10	11	30	31	50	51	100	101
LL	99.000	99.000	99.000	99.000	99.000	99.000	99.000	99.000	99.000	99.000	99.000
Min	99.656	99.610	99.587	99.684	99.645	99.758	99.558	99.737	99.202	99.758	99.631
Average	99.773	99.705	99.656	99.867	99.915	99.900	99.703	99.877	99.606	99.886	99.865
Max	99.971	99.962	99.774	99.984	100.165	100.174	99.915	100.205	99.914	100.094	100.093
UL	100.900	100.900	100.900	100.900	100.900	100.900	100.900	100.900	100.900	100.900	100.900



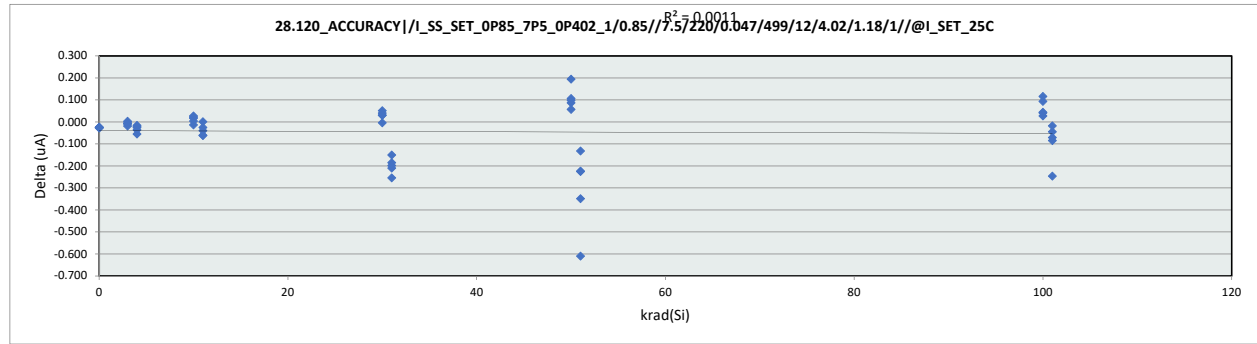
### HDR Report TPS7H1111-QMLP

101	24	99.752	99.681	-0.071
101	25	99.648	99.631	-0.017
	Max	100.166	100.205	0.194
	Average	99.840	99.796	-0.044
	Min	99.601	99.202	-0.608
	Std Dev	0.175	0.190	0.129

# HDR Report TPS7H1111-QMLP

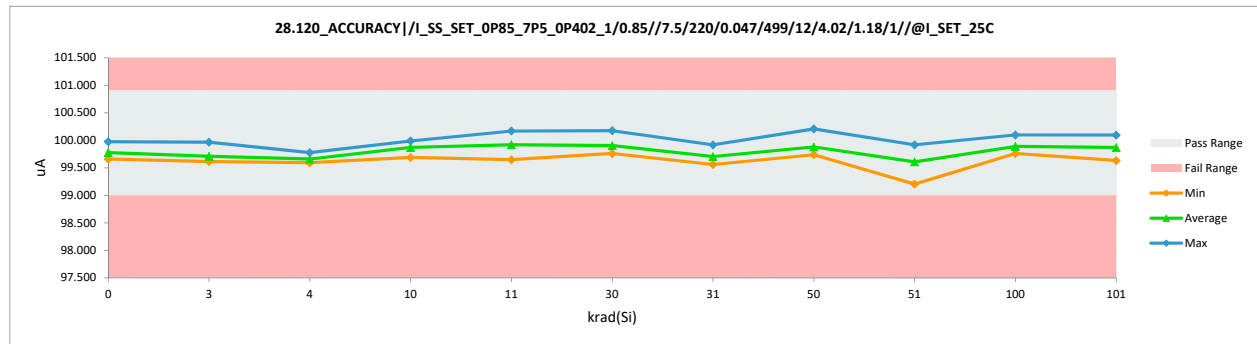
28.120_ACCURACY I_SS		
Test Site	Dallas	Dallas
Tester	ETS-364	ETS-364
Test Number	EB6938	EB6938
Unit	uA	uA
Max Limit	100.9	100.9
Min Limit	99	99

krad(Si)	Serial #	Pre	Post	Delta
0	51	99.843	99.818	-0.025
0	52	99.682	99.658	-0.024
0	53	99.999	99.974	-0.025
0	54	99.690	99.665	-0.025
0	55	99.792	99.764	-0.028
3	26	99.667	99.662	-0.005
3	27	99.623	99.614	-0.009
3	28	99.984	99.965	-0.019
3	29	99.670	99.673	0.003
3	30	99.638	99.630	-0.008
4	1	99.636	99.611	-0.025
4	2	99.673	99.652	-0.021
4	3	99.814	99.778	-0.036
4	4	99.719	99.664	-0.055
4	5	99.607	99.591	-0.016
10	31	99.701	99.687	-0.014
10	32	99.940	99.962	0.022
10	33	99.887	99.891	0.004
10	34	99.971	99.988	0.017
10	35	99.796	99.823	0.027
11	6	100.168	100.169	0.001
11	7	100.105	100.065	-0.040
11	8	100.059	99.998	-0.061
11	9	99.737	99.712	-0.025
11	10	99.709	99.647	-0.062
30	36	99.878	99.929	0.051
30	37	99.804	99.844	0.040
30	38	99.808	99.804	-0.004
30	39	100.144	100.175	0.031
30	40	99.730	99.760	0.030
31	15	99.762	99.612	-0.150
31	16	99.815	99.561	-0.254
31	17	99.994	99.809	-0.185
31	18	100.128	99.918	-0.210
31	19	99.825	99.627	-0.198
50	41	99.703	99.801	0.098
50	42	100.101	100.207	0.106
50	43	99.658	99.852	0.194
50	44	99.714	99.801	0.087
50	45	99.682	99.739	0.057
51	11	99.814	99.204	-0.610
51	12	100.151	99.802	-0.349
51	13	99.836	99.612	-0.224
51	14	100.049	99.917	-0.132
51	20	99.732	99.507	-0.225
100	46	100.071	100.098	0.027
100	47	99.711	99.804	0.093
100	48	99.948	99.989	0.041
100	49	99.750	99.794	0.044
100	50	99.645	99.761	0.116
101	21	100.140	100.095	-0.045
101	22	100.170	99.924	-0.246
101	23	100.089	100.004	-0.085



28.120_ACCURACY I_SS		
Test Site	Dallas	
Tester	ETS-364	
Test Number	EB6938	
Max Limit	100.9	uA
Min Limit	99	uA

krad(Si)	0	3	4	10	11	30	31	50	51	100	101
LL	99.000	99.000	99.000	99.000	99.000	99.000	99.000	99.000	99.000	99.000	99.000
Min	99.658	99.614	99.591	99.687	99.647	99.760	99.561	99.739	99.204	99.761	99.633
Average	99.776	99.709	99.659	99.870	99.918	99.902	99.705	99.880	99.608	99.889	99.868
Max	99.974	99.965	99.778	99.988	100.169	100.175	99.918	100.207	99.917	100.098	100.095
UL	100.900	100.900	100.900	100.900	100.900	100.900	100.900	100.900	100.900	100.900	100.900



### HDR Report TPS7H1111-QMLP

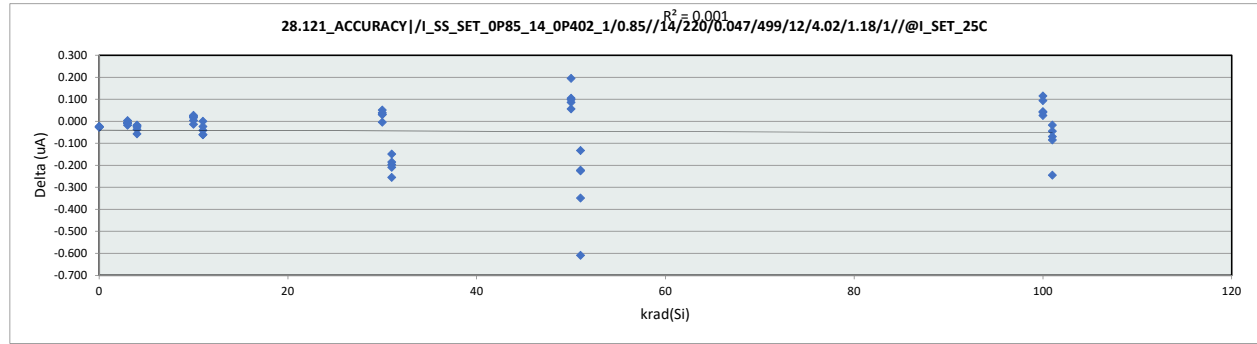
101	24	99.757	99.686	-0.071
101	25	99.651	99.633	-0.018
	Max	100.170	100.207	0.194
	Average	99.843	99.799	-0.044
	Min	99.607	99.204	-0.610
	Std Dev	0.175	0.190	0.130



# HDR Report TPS7H1111-QMLP

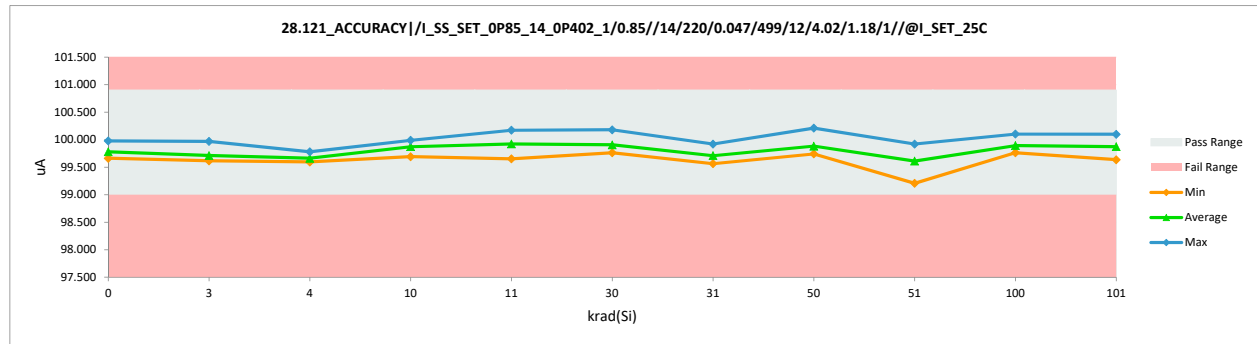
28.121_ACCURACY /I_SS		
Test Site	Dallas	Dallas
Tester	ETS-364	ETS-364
Test Number	EB6938	EB6938
Unit	uA	uA
Max Limit	100.9	100.9
Min Limit	99	99

krad(Si)	Serial #	Pre	Post	Delta
0	51	99.846	99.821	-0.025
0	52	99.685	99.662	-0.023
0	53	100.002	99.977	-0.025
0	54	99.694	99.667	-0.027
0	55	99.795	99.768	-0.027
3	26	99.671	99.665	-0.006
3	27	99.626	99.615	-0.011
3	28	99.986	99.968	-0.018
3	29	99.673	99.676	0.003
3	30	99.641	99.633	-0.008
4	1	99.639	99.614	-0.025
4	2	99.676	99.655	-0.021
4	3	99.817	99.780	-0.037
4	4	99.723	99.666	-0.057
4	5	99.612	99.595	-0.017
10	31	99.704	99.690	-0.014
10	32	99.943	99.965	0.022
10	33	99.890	99.894	0.004
10	34	99.973	99.989	0.016
10	35	99.800	99.827	0.027
11	6	100.172	100.172	0.000
11	7	100.108	100.067	-0.041
11	8	100.063	100.002	-0.061
11	9	99.740	99.716	-0.024
11	10	99.713	99.652	-0.061
30	36	99.881	99.932	0.051
30	37	99.808	99.847	0.039
30	38	99.811	99.807	-0.004
30	39	100.147	100.179	0.032
30	40	99.733	99.763	0.030
31	15	99.765	99.616	-0.149
31	16	99.819	99.564	-0.255
31	17	99.998	99.813	-0.185
31	18	100.130	99.921	-0.209
31	19	99.828	99.631	-0.197
50	41	99.706	99.804	0.098
50	42	100.106	100.211	0.105
50	43	99.661	99.856	0.195
50	44	99.717	99.803	0.086
50	45	99.685	99.741	0.056
51	11	99.816	99.207	-0.609
51	12	100.154	99.805	-0.349
51	13	99.839	99.614	-0.225
51	14	100.053	99.920	-0.133
51	20	99.734	99.512	-0.222
100	46	100.076	100.102	0.026
100	47	99.714	99.808	0.094
100	48	99.951	99.992	0.041
100	49	99.754	99.798	0.044
100	50	99.648	99.763	0.115
101	21	100.143	100.098	-0.045
101	22	100.173	99.928	-0.245
101	23	100.092	100.007	-0.085



28.121_ACCURACY /I_SS		
Test Site	Dallas	
Tester	ETS-364	
Test Number	EB6938	
Max Limit	100.9	uA
Min Limit	99	uA

krad(Si)	0	3	4	10	11	30	31	50	51	100	101
LL	99.000	99.000	99.000	99.000	99.000	99.000	99.000	99.000	99.000	99.000	99.000
Min	99.662	99.615	99.595	99.690	99.652	99.763	99.564	99.741	99.207	99.763	99.636
Average	99.779	99.711	99.662	99.873	99.922	99.906	99.709	99.883	99.612	99.893	99.872
Max	99.977	99.968	99.780	99.989	100.172	100.179	99.921	100.211	99.920	100.102	100.098
UL	100.900	100.900	100.900	100.900	100.900	100.900	100.900	100.900	100.900	100.900	100.900



### HDR Report TPS7H1111-QMLP

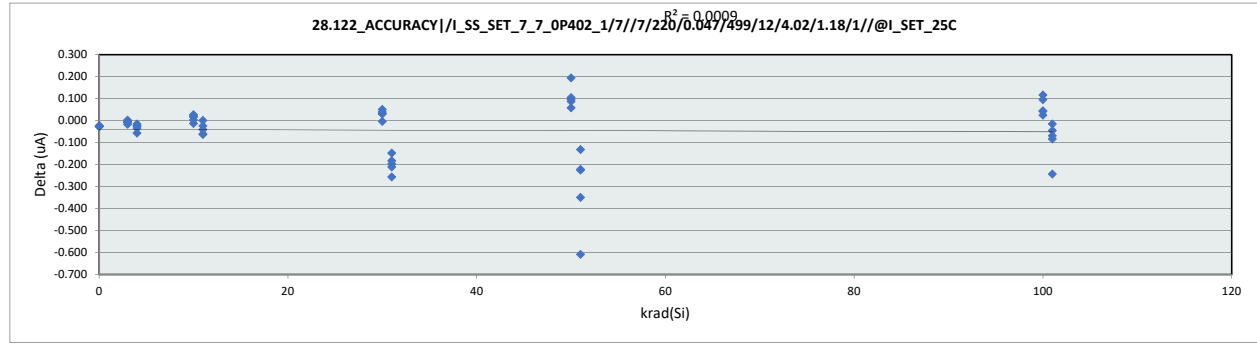
101	24	99.760	99.690	-0.070
101	25	99.653	99.636	-0.017
	Max	100.173	100.211	0.195
	Average	99.846	99.802	-0.044
	Min	99.612	99.207	-0.609
	Std Dev	0.175	0.190	0.129

# HDR Report

## TPS7H1111-QMLP

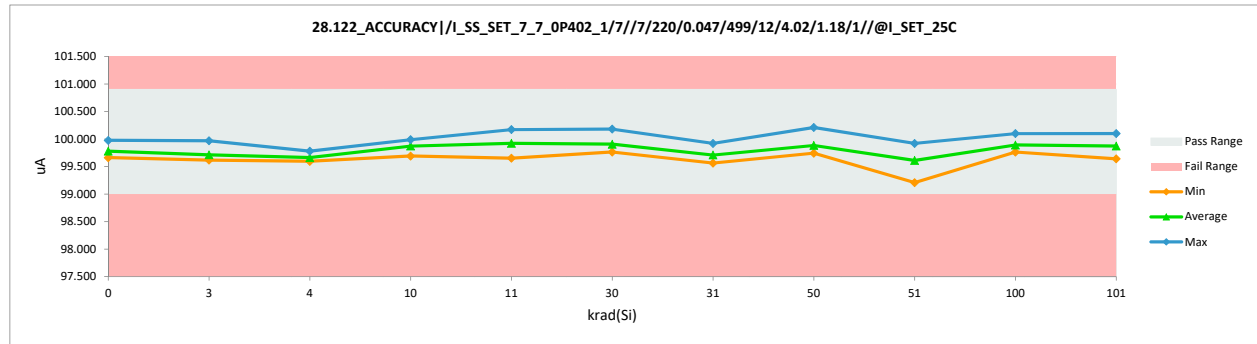
28.122_ACCURACY /I_SS		
Test Site	Dallas	Dallas
Tester	ETS-364	ETS-364
Test Number	EB6938	EB6938
Unit	uA	uA
Max Limit	100.9	100.9
Min Limit	99	99

krad(Si)	Serial #	Pre	Post	Delta
0	51	99.847	99.820	-0.027
0	52	99.685	99.662	-0.023
0	53	100.001	99.976	-0.025
0	54	99.695	99.670	-0.025
0	55	99.796	99.768	-0.028
3	26	99.671	99.665	-0.006
3	27	99.625	99.616	-0.009
3	28	99.986	99.969	-0.017
3	29	99.673	99.675	0.002
3	30	99.641	99.634	-0.007
4	1	99.641	99.615	-0.026
4	2	99.677	99.654	-0.023
4	3	99.816	99.781	-0.035
4	4	99.723	99.666	-0.057
4	5	99.609	99.594	-0.015
10	31	99.703	99.690	-0.013
10	32	99.944	99.964	0.020
10	33	99.890	99.893	0.003
10	34	99.972	99.989	0.017
10	35	99.800	99.827	0.027
11	6	100.171	100.172	0.001
11	7	100.109	100.068	-0.041
11	8	100.063	100.002	-0.061
11	9	99.737	99.713	-0.024
11	10	99.714	99.651	-0.063
30	36	99.881	99.932	0.051
30	37	99.805	99.844	0.039
30	38	99.810	99.806	-0.004
30	39	100.147	100.180	0.033
30	40	99.734	99.764	0.030
31	15	99.765	99.617	-0.148
31	16	99.819	99.563	-0.256
31	17	99.996	99.813	-0.183
31	18	100.131	99.920	-0.211
31	19	99.828	99.631	-0.197
50	41	99.707	99.804	0.097
50	42	100.106	100.211	0.105
50	43	99.660	99.854	0.194
50	44	99.718	99.805	0.087
50	45	99.685	99.743	0.058
51	11	99.816	99.208	-0.608
51	12	100.153	99.804	-0.349
51	13	99.840	99.615	-0.225
51	14	100.052	99.920	-0.132
51	20	99.734	99.512	-0.222
100	46	100.074	100.099	0.025
100	47	99.712	99.807	0.095
100	48	99.951	99.993	0.042
100	49	99.752	99.796	0.044
100	50	99.648	99.764	0.116
101	21	100.144	100.099	-0.045
101	22	100.169	99.926	-0.243
101	23	100.091	100.007	-0.084



28.122_ACCURACY /I_SS		
Test Site	Dallas	
Tester	ETS-364	
Test Number	EB6938	
Max Limit	100.9	uA
Min Limit	99	uA

krad(Si)	0	3	4	10	11	30	31	50	51	100	101
LL	99.000	99.000	99.000	99.000	99.000	99.000	99.000	99.000	99.000	99.000	99.000
Min	99.662	99.616	99.594	99.690	99.651	99.764	99.563	99.743	99.208	99.764	99.639
Average	99.779	99.712	99.662	99.873	99.921	99.905	99.709	99.883	99.612	99.892	99.872
Max	99.976	99.969	99.781	99.989	100.172	100.180	99.920	100.211	99.920	100.099	100.099
UL	100.900	100.900	100.900	100.900	100.900	100.900	100.900	100.900	100.900	100.900	100.900



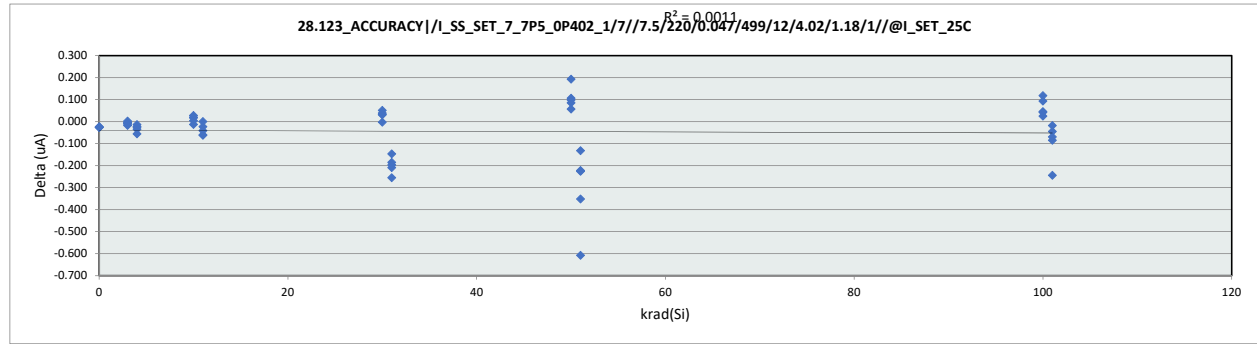
### HDR Report TPS7H1111-QMLP

101	24	99.757	99.688	-0.069
101	25	99.654	99.639	-0.015
	Max	100.171	100.211	0.194
	Average	99.846	99.802	-0.044
	Min	99.609	99.208	-0.608
	Std Dev	0.175	0.190	0.129

# HDR Report TPS7H1111-QMLP

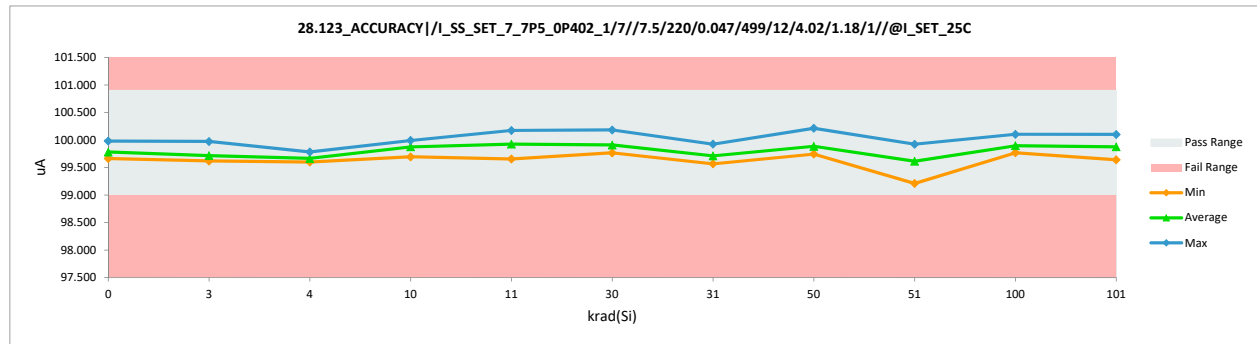
		28.123_ACCURACY/I_SS	
Test Site		Dallas	Dallas
Tester		ETS-364	ETS-364
Test Number		EB6938	EB6938
Unit		uA	uA
Max Limit		100.9	100.9
Min Limit		99	99

krad(Si)	Serial #	Pre	Post	Delta
0	51	99.849	99.824	-0.025
0	52	99.688	99.663	-0.025
0	53	100.004	99.980	-0.024
0	54	99.695	99.670	-0.025
0	55	99.797	99.770	-0.027
3	26	99.672	99.668	-0.004
3	27	99.629	99.618	-0.011
3	28	99.989	99.972	-0.017
3	29	99.676	99.678	0.002
3	30	99.645	99.637	-0.008
4	1	99.642	99.617	-0.025
4	2	99.679	99.656	-0.023
4	3	99.819	99.784	-0.035
4	4	99.725	99.669	-0.056
4	5	99.613	99.599	-0.014
10	31	99.706	99.693	-0.013
10	32	99.946	99.966	0.020
10	33	99.893	99.897	0.004
10	34	99.975	99.992	0.017
10	35	99.802	99.830	0.028
11	6	100.174	100.174	0.000
11	7	100.111	100.070	-0.041
11	8	100.065	100.004	-0.061
11	9	99.742	99.719	-0.023
11	10	99.716	99.654	-0.062
30	36	99.884	99.935	0.051
30	37	99.810	99.849	0.039
30	38	99.813	99.810	-0.003
30	39	100.149	100.182	0.033
30	40	99.735	99.766	0.031
31	15	99.766	99.619	-0.147
31	16	99.822	99.567	-0.255
31	17	100.000	99.815	-0.185
31	18	100.133	99.924	-0.209
31	19	99.829	99.632	-0.197
50	41	99.708	99.806	0.098
50	42	100.108	100.214	0.106
50	43	99.664	99.857	0.193
50	44	99.721	99.806	0.085
50	45	99.687	99.744	0.057
51	11	99.818	99.210	-0.608
51	12	100.158	99.806	-0.352
51	13	99.842	99.616	-0.226
51	14	100.055	99.923	-0.132
51	20	99.737	99.515	-0.222
100	46	100.079	100.104	0.025
100	47	99.717	99.810	0.093
100	48	99.954	99.996	0.042
100	49	99.756	99.801	0.045
100	50	99.650	99.768	0.118
101	21	100.146	100.101	-0.045
101	22	100.175	99.931	-0.244
101	23	100.095	100.010	-0.085



		28.123_ACCURACY/I_SS	
Test Site		Dallas	Dallas
Tester		ETS-364	ETS-364
Test Number		EB6938	EB6938
Unit		uA	uA
Max Limit		100.9	100.9
Min Limit		99	99

krad(Si)	0	3	4	10	11	30	31	50	51	100	101
LL	99.000	99.000	99.000	99.000	99.000	99.000	99.000	99.000	99.000	99.000	99.000
Min	99.663	99.618	99.599	99.693	99.654	99.766	99.567	99.744	99.210	99.768	99.639
Average	99.781	99.715	99.665	99.876	99.924	99.908	99.711	99.885	99.614	99.896	99.875
Max	99.980	99.972	99.784	99.992	100.174	100.182	99.924	100.214	99.923	100.104	100.101
UL	100.900	100.900	100.900	100.900	100.900	100.900	100.900	100.900	100.900	100.900	100.900



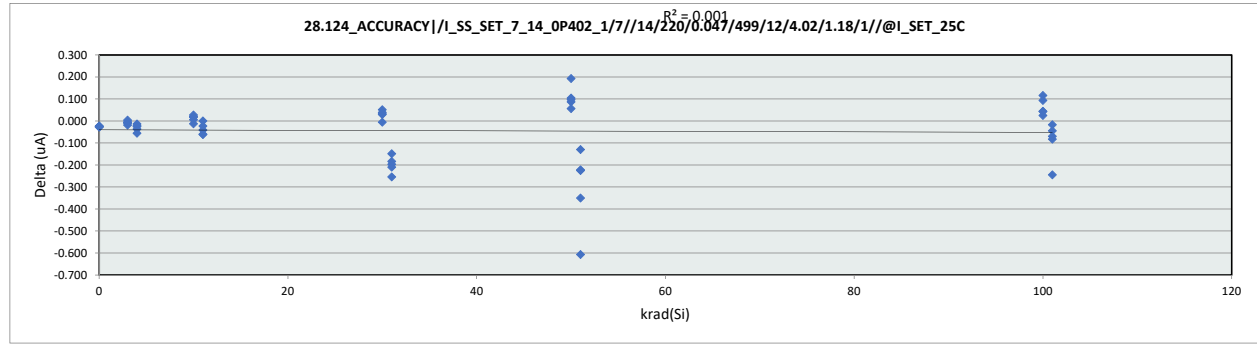
### HDR Report TPS7H1111-QMLP

101	24	99.763	99.693	-0.070
101	25	99.657	99.639	-0.018
	Max	100.175	100.214	0.193
	Average	99.849	99.805	-0.044
	Min	99.613	99.210	-0.608
	Std Dev	0.175	0.190	0.129

# HDR Report TPS7H1111-QMLP

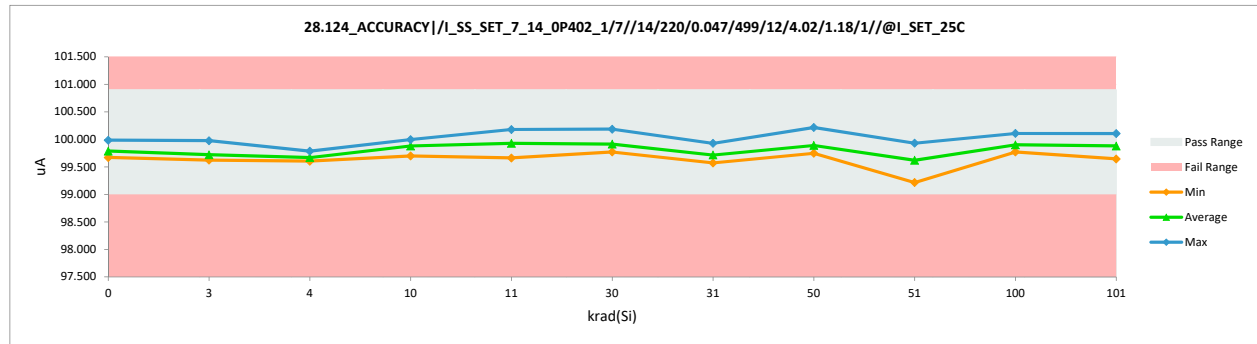
28.124_ACCURACY/I_SS		
Test Site	Dallas	Dallas
Tester	ETS-364	ETS-364
Test Number	EB6938	EB6938
Unit	uA	uA
Max Limit	100.9	100.9
Min Limit	99	99

krad(Si)	Serial #	Pre	Post	Delta
0	51	99.854	99.827	-0.027
0	52	99.693	99.670	-0.023
0	53	100.009	99.985	-0.024
0	54	99.700	99.674	-0.026
0	55	99.802	99.774	-0.028
3	26	99.678	99.673	-0.005
3	27	99.632	99.622	-0.010
3	28	99.994	99.975	-0.019
3	29	99.681	99.685	0.004
3	30	99.648	99.641	-0.007
4	1	99.645	99.620	-0.025
4	2	99.684	99.662	-0.022
4	3	99.824	99.787	-0.037
4	4	99.729	99.673	-0.056
4	5	99.618	99.604	-0.014
10	31	99.711	99.698	-0.013
10	32	99.951	99.971	0.020
10	33	99.897	99.902	0.005
10	34	99.979	99.996	0.017
10	35	99.807	99.834	0.027
11	6	100.179	100.179	0.000
11	7	100.116	100.075	-0.041
11	8	100.070	100.008	-0.062
11	9	99.746	99.723	-0.023
11	10	99.721	99.661	-0.060
30	36	99.889	99.940	0.051
30	37	99.815	99.854	0.039
30	38	99.819	99.813	-0.006
30	39	100.153	100.185	0.032
30	40	99.741	99.770	0.029
31	15	99.772	99.623	-0.149
31	16	99.826	99.572	-0.254
31	17	100.004	99.820	-0.184
31	18	100.138	99.928	-0.210
31	19	99.834	99.637	-0.197
50	41	99.713	99.810	0.097
50	42	100.113	100.217	0.104
50	43	99.669	99.862	0.193
50	44	99.725	99.812	0.087
50	45	99.692	99.748	0.056
51	11	99.822	99.215	-0.607
51	12	100.161	99.811	-0.350
51	13	99.846	99.621	-0.225
51	14	100.060	99.930	-0.130
51	20	99.741	99.519	-0.222
100	46	100.083	100.108	0.025
100	47	99.721	99.814	0.093
100	48	99.956	100.000	0.044
100	49	99.761	99.804	0.043
100	50	99.655	99.771	0.116
101	21	100.150	100.105	-0.045
101	22	100.181	99.936	-0.245
101	23	100.099	100.016	-0.083



28.124_ACCURACY/I_SS		
Test Site	Dallas	
Tester	ETS-364	
Test Number	EB6938	
Max Limit	100.9	uA
Min Limit	99	uA

krad(Si)	0	3	4	10	11	30	31	50	51	100	101
LL	99.000	99.000	99.000	99.000	99.000	99.000	99.000	99.000	99.000	99.000	99.000
Min	99.670	99.622	99.604	99.698	99.661	99.770	99.572	99.748	99.215	99.771	99.644
Average	99.786	99.719	99.669	99.880	99.929	99.912	99.716	99.890	99.619	99.899	99.880
Max	99.985	99.975	99.787	99.996	100.179	100.185	99.928	100.217	99.930	100.108	100.105
UL	100.900	100.900	100.900	100.900	100.900	100.900	100.900	100.900	100.900	100.900	100.900



### HDR Report TPS7H1111-QMLP

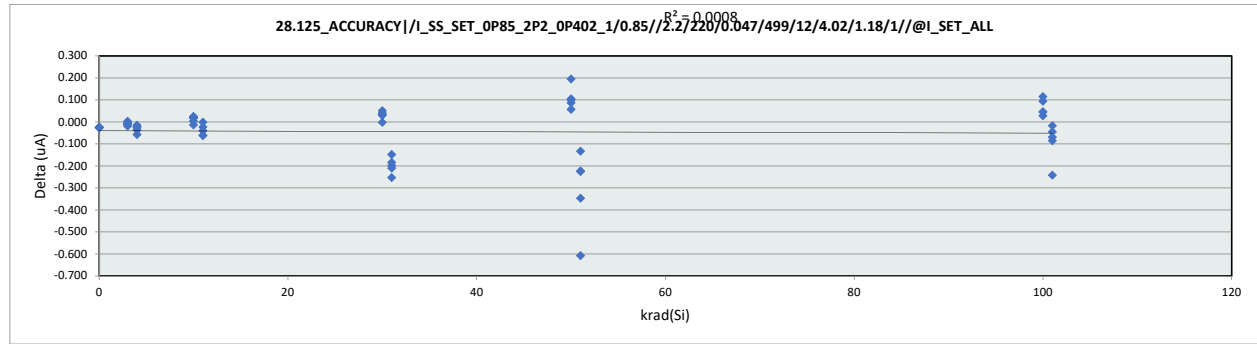
101	24	99.768	99.698	-0.070
101	25	99.661	99.644	-0.017
	Max	100.181	100.217	0.193
	Average	99.853	99.809	-0.044
	Min	99.618	99.215	-0.607
	Std Dev	0.175	0.190	0.129



# HDR Report TPS7H1111-QMLP

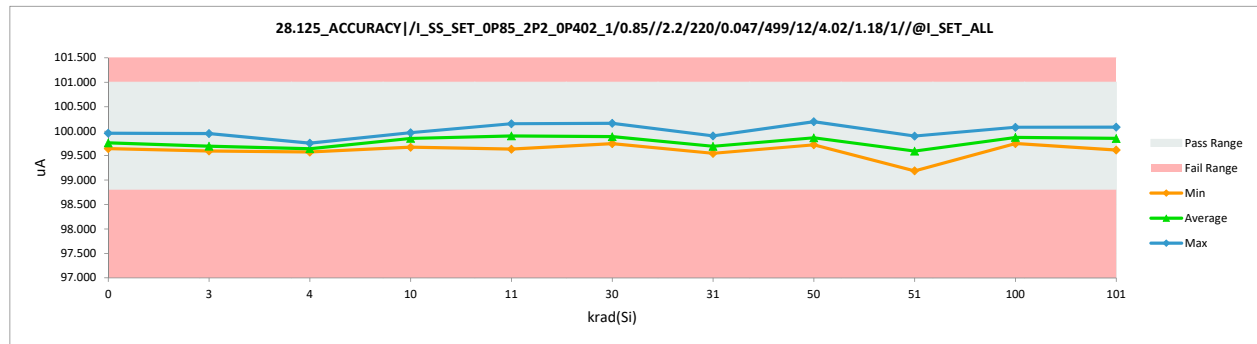
28.125_ACCURACY /I_SS		
Test Site	Dallas	Dallas
Tester	ETS-364	ETS-364
Test Number	EB6938	EB6938
Unit	uA	uA
Max Limit	101	101
Min Limit	98.8	98.8

krad(Si)	Serial #	Pre	Post	Delta
0	51	99.823	99.797	-0.026
0	52	99.666	99.642	-0.024
0	53	99.981	99.957	-0.024
0	54	99.675	99.649	-0.026
0	55	99.774	99.748	-0.026
3	26	99.649	99.644	-0.005
3	27	99.606	99.594	-0.012
3	28	99.969	99.950	-0.019
3	29	99.652	99.655	0.003
3	30	99.622	99.614	-0.008
4	1	99.619	99.593	-0.026
4	2	99.655	99.633	-0.022
4	3	99.793	99.756	-0.037
4	4	99.704	99.647	-0.057
4	5	99.587	99.572	-0.015
10	31	99.684	99.670	-0.014
10	32	99.922	99.943	0.021
10	33	99.867	99.871	0.004
10	34	99.952	99.969	0.017
10	35	99.783	99.808	0.025
11	6	100.152	100.151	-0.001
11	7	100.090	100.050	-0.040
11	8	100.044	99.983	-0.061
11	9	99.710	99.687	-0.023
11	10	99.694	99.632	-0.062
30	36	99.859	99.910	0.051
30	37	99.785	99.825	0.040
30	38	99.791	99.789	-0.002
30	39	100.128	100.160	0.032
30	40	99.716	99.746	0.030
31	15	99.745	99.597	-0.148
31	16	99.800	99.547	-0.253
31	17	99.979	99.795	-0.184
31	18	100.112	99.902	-0.210
31	19	99.809	99.611	-0.198
50	41	99.684	99.783	0.099
50	42	100.089	100.194	0.105
50	43	99.638	99.833	0.195
50	44	99.700	99.787	0.087
50	45	99.665	99.722	0.057
51	11	99.796	99.188	-0.608
51	12	100.134	99.787	-0.347
51	13	99.820	99.595	-0.225
51	14	100.033	99.900	-0.133
51	20	99.717	99.494	-0.223
100	46	100.051	100.079	0.028
100	47	99.693	99.787	0.094
100	48	99.930	99.975	0.045
100	49	99.727	99.773	0.046
100	50	99.630	99.745	0.115
101	21	100.126	100.081	-0.045
101	22	100.145	99.903	-0.242
101	23	100.073	99.987	-0.086



28.125_ACCURACY /I_SS		
Test Site	Dallas	
Tester	ETS-364	
Test Number	EB6938	
Max Limit	101	uA
Min Limit	98.8	uA

krad(Si)	0	3	4	10	11	30	31	50	51	100	101
LL	98.800	98.800	98.800	98.800	98.800	98.800	98.800	98.800	98.800	98.800	98.800
Min	99.642	99.594	99.572	99.670	99.632	99.746	99.547	99.722	99.188	99.745	99.614
Average	99.759	99.691	99.640	99.852	99.901	99.886	99.690	99.864	99.593	99.872	99.850
Max	99.957	99.950	99.756	99.969	100.151	100.160	99.902	100.194	99.900	100.079	100.081
UL	101.000	101.000	101.000	101.000	101.000	101.000	101.000	101.000	101.000	101.000	101.000



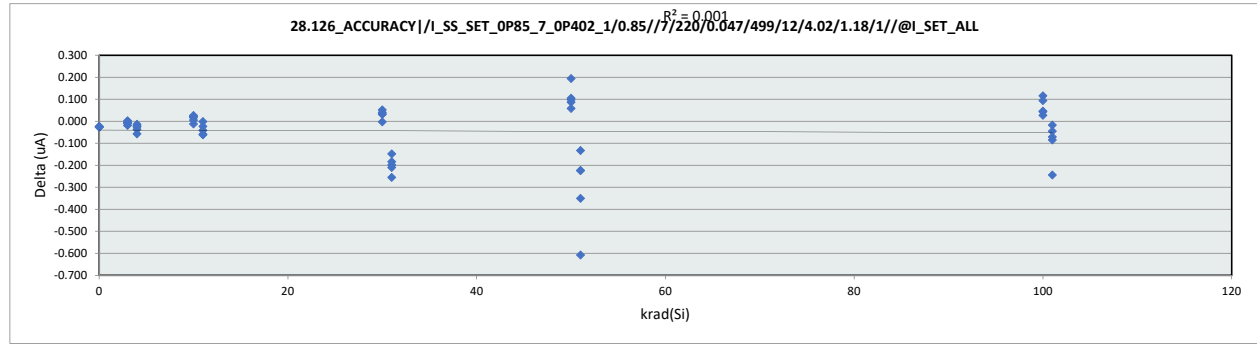
### HDR Report TPS7H1111-QMLP

101	24	99.735	99.666	-0.069
101	25	99.631	99.614	-0.017
	Max	100.152	100.194	0.195
	Average	99.826	99.782	-0.044
	Min	99.587	99.188	-0.608
	Std Dev	0.175	0.190	0.129

# HDR Report TPS7H1111-QMLP

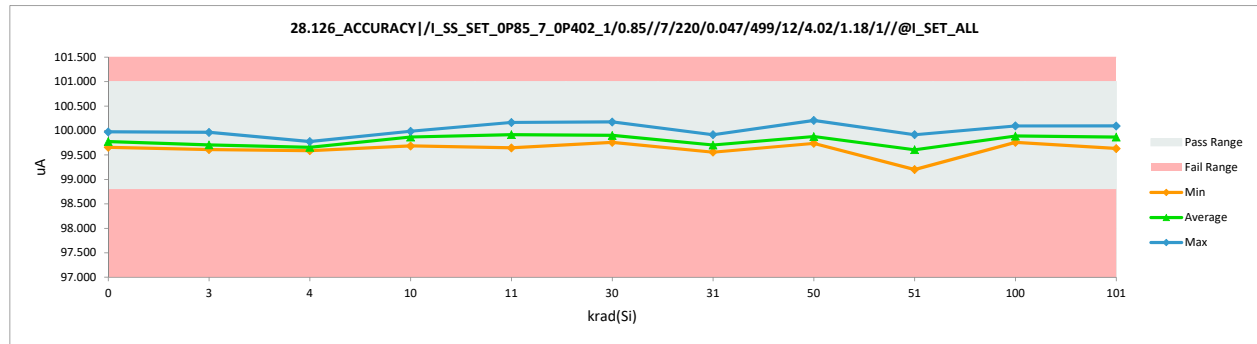
		28.126_ACCURACY/I_SS	
Test Site		Dallas	Dallas
Tester		ETS-364	ETS-364
Test Number		EB6938	EB6938
Unit		uA	uA
Max Limit		101	101
Min Limit		98.8	98.8

krad(Si)	Serial #	Pre	Post	Delta
0	51	99.840	99.813	-0.027
0	52	99.679	99.656	-0.023
0	53	99.996	99.971	-0.025
0	54	99.689	99.664	-0.025
0	55	99.789	99.763	-0.026
3	26	99.664	99.659	-0.005
3	27	99.620	99.610	-0.010
3	28	99.981	99.962	-0.019
3	29	99.667	99.669	0.002
3	30	99.635	99.627	-0.008
4	1	99.634	99.609	-0.025
4	2	99.671	99.649	-0.022
4	3	99.811	99.774	-0.037
4	4	99.716	99.659	-0.057
4	5	99.601	99.587	-0.014
10	31	99.696	99.684	-0.012
10	32	99.938	99.960	0.022
10	33	99.883	99.888	0.005
10	34	99.967	99.984	0.017
10	35	99.794	99.820	0.026
11	6	100.166	100.165	-0.001
11	7	100.102	100.061	-0.041
11	8	100.056	99.997	-0.059
11	9	99.731	99.708	-0.023
11	10	99.707	99.645	-0.062
30	36	99.875	99.927	0.052
30	37	99.799	99.839	0.040
30	38	99.804	99.801	-0.003
30	39	100.142	100.174	0.032
30	40	99.726	99.758	0.032
31	15	99.758	99.610	-0.148
31	16	99.813	99.558	-0.255
31	17	99.991	99.807	-0.184
31	18	100.125	99.915	-0.210
31	19	99.822	99.624	-0.198
50	41	99.701	99.799	0.098
50	42	100.100	100.205	0.105
50	43	99.653	99.847	0.194
50	44	99.712	99.799	0.087
50	45	99.679	99.737	0.058
51	11	99.810	99.202	-0.608
51	12	100.149	99.799	-0.350
51	13	99.833	99.609	-0.224
51	14	100.047	99.914	-0.133
51	20	99.730	99.506	-0.224
100	46	100.067	100.094	0.027
100	47	99.707	99.801	0.094
100	48	99.944	99.988	0.044
100	49	99.745	99.791	0.046
100	50	99.642	99.758	0.116
101	21	100.138	100.093	-0.045
101	22	100.163	99.919	-0.244
101	23	100.085	100.000	-0.085



		28.126_ACCURACY/I_SS	
Test Site		Dallas	Dallas
Tester		ETS-364	ETS-364
Test Number		EB6938	EB6938
Unit		uA	uA
Max Limit		101	101
Min Limit		98.8	98.8

krad(Si)	0	3	4	10	11	30	31	50	51	100	101
LL	98.800	98.800	98.800	98.800	98.800	98.800	98.800	98.800	98.800	98.800	98.800
Min	99.656	99.610	99.587	99.684	99.645	99.758	99.558	99.737	99.202	99.758	99.631
Average	99.773	99.705	99.656	99.867	99.915	99.900	99.703	99.877	99.606	99.886	99.865
Max	99.971	99.962	99.774	99.984	100.165	100.174	99.915	100.205	99.914	100.094	100.093
UL	101.000	101.000	101.000	101.000	101.000	101.000	101.000	101.000	101.000	101.000	101.000



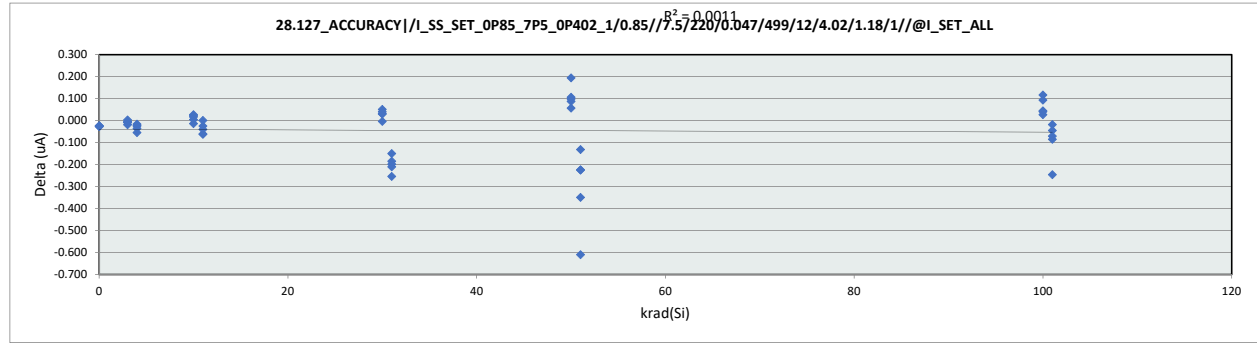
### HDR Report TPS7H1111-QMLP

101	24	99.752	99.681	-0.071
101	25	99.648	99.631	-0.017
	Max	100.166	100.205	0.194
	Average	99.840	99.796	-0.044
	Min	99.601	99.202	-0.608
	Std Dev	0.175	0.190	0.129

# HDR Report TPS7H1111-QMLP

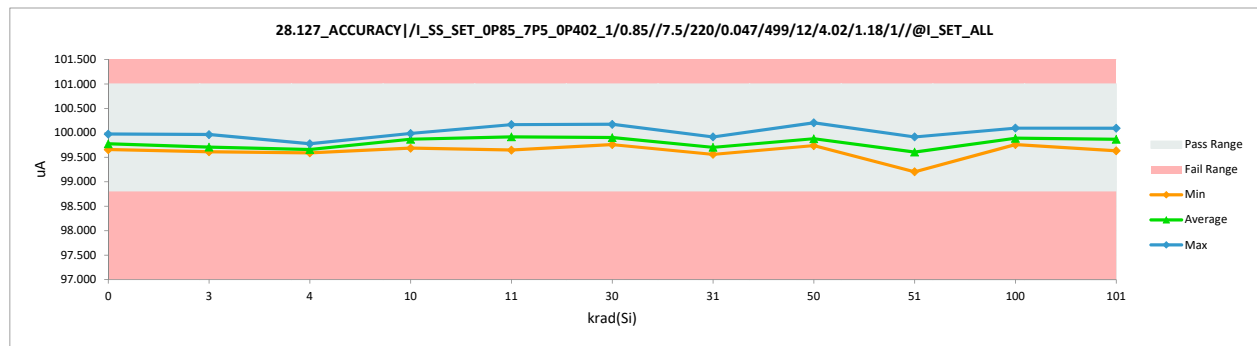
28.127_ACCURACY I_SS		
Test Site	Dallas	Dallas
Tester	ETS-364	ETS-364
Test Number	EB6938	EB6938
Unit	uA	uA
Max Limit	101	101
Min Limit	98.8	98.8

krad(Si)	Serial #	Pre	Post	Delta
0	51	99.843	99.818	-0.025
0	52	99.682	99.658	-0.024
0	53	99.999	99.974	-0.025
0	54	99.690	99.665	-0.025
0	55	99.792	99.764	-0.028
3	26	99.667	99.662	-0.005
3	27	99.623	99.614	-0.009
3	28	99.984	99.965	-0.019
3	29	99.670	99.673	0.003
3	30	99.638	99.630	-0.008
4	1	99.636	99.611	-0.025
4	2	99.673	99.652	-0.021
4	3	99.814	99.778	-0.036
4	4	99.719	99.664	-0.055
4	5	99.607	99.591	-0.016
10	31	99.701	99.687	-0.014
10	32	99.940	99.962	0.022
10	33	99.887	99.891	0.004
10	34	99.971	99.988	0.017
10	35	99.796	99.823	0.027
11	6	100.168	100.169	0.001
11	7	100.105	100.065	-0.040
11	8	100.059	99.998	-0.061
11	9	99.737	99.712	-0.025
11	10	99.709	99.647	-0.062
30	36	99.878	99.929	0.051
30	37	99.804	99.844	0.040
30	38	99.808	99.804	-0.004
30	39	100.144	100.175	0.031
30	40	99.730	99.760	0.030
31	15	99.762	99.612	-0.150
31	16	99.815	99.561	-0.254
31	17	99.994	99.809	-0.185
31	18	100.128	99.918	-0.210
31	19	99.825	99.627	-0.198
50	41	99.703	99.801	0.098
50	42	100.101	100.207	0.106
50	43	99.658	99.852	0.194
50	44	99.714	99.801	0.087
50	45	99.682	99.739	0.057
51	11	99.814	99.204	-0.610
51	12	100.151	99.802	-0.349
51	13	99.836	99.612	-0.224
51	14	100.049	99.917	-0.132
51	20	99.732	99.507	-0.225
100	46	100.071	100.098	0.027
100	47	99.711	99.804	0.093
100	48	99.948	99.989	0.041
100	49	99.750	99.794	0.044
100	50	99.645	99.761	0.116
101	21	100.140	100.095	-0.045
101	22	100.170	99.924	-0.246
101	23	100.089	100.004	-0.085



28.127_ACCURACY I_SS		
Test Site	Dallas	
Tester	ETS-364	
Test Number	EB6938	
Max Limit	101	uA
Min Limit	98.8	uA

krad(Si)	0	3	4	10	11	30	31	50	51	100	101
LL	98.800	98.800	98.800	98.800	98.800	98.800	98.800	98.800	98.800	98.800	98.800
Min	99.658	99.614	99.591	99.687	99.647	99.760	99.561	99.739	99.204	99.761	99.633
Average	99.776	99.709	99.659	99.870	99.918	99.902	99.705	99.880	99.608	99.889	99.868
Max	99.974	99.965	99.778	99.988	100.169	100.175	99.918	100.207	99.917	100.098	100.095
UL	101.000	101.000	101.000	101.000	101.000	101.000	101.000	101.000	101.000	101.000	101.000



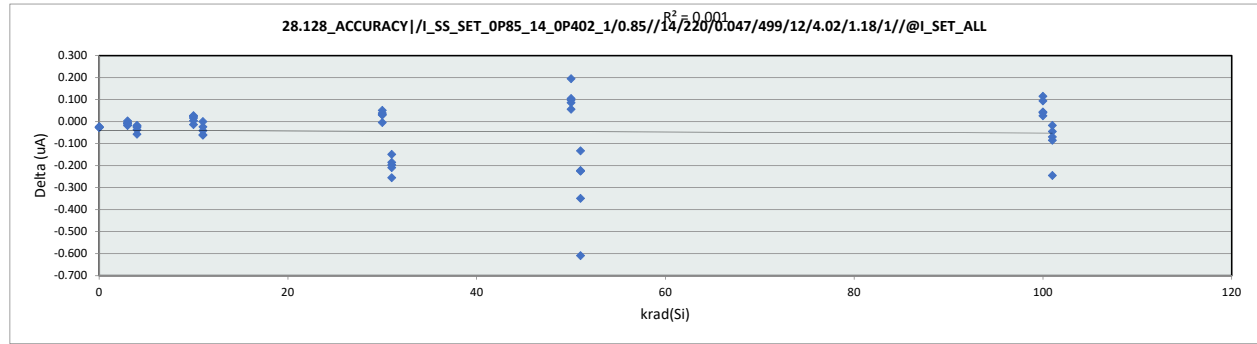
### HDR Report TPS7H1111-QMLP

101	24	99.757	99.686	-0.071
101	25	99.651	99.633	-0.018
	Max	100.170	100.207	0.194
	Average	99.843	99.799	-0.044
	Min	99.607	99.204	-0.610
	Std Dev	0.175	0.190	0.130

# HDR Report TPS7H1111-QMLP

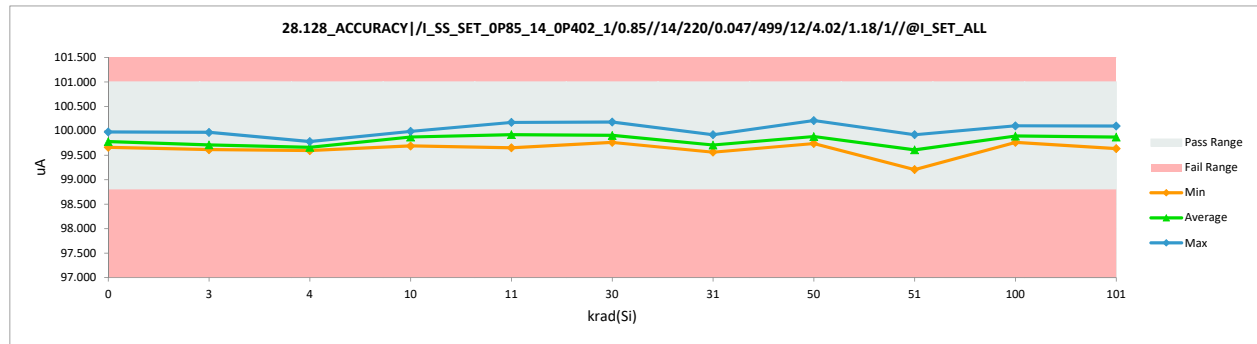
28.128_ACCURACY/I_SS		
Test Site	Dallas	Dallas
Tester	ETS-364	ETS-364
Test Number	EB6938	EB6938
Unit	uA	uA
Max Limit	101	101
Min Limit	98.8	98.8

krad(Si)	Serial #	Pre	Post	Delta
0	51	99.846	99.821	-0.025
0	52	99.685	99.662	-0.023
0	53	100.002	99.977	-0.025
0	54	99.694	99.667	-0.027
0	55	99.795	99.768	-0.027
3	26	99.671	99.665	-0.006
3	27	99.626	99.615	-0.011
3	28	99.986	99.968	-0.018
3	29	99.673	99.676	0.003
3	30	99.641	99.633	-0.008
4	1	99.639	99.614	-0.025
4	2	99.676	99.655	-0.021
4	3	99.817	99.780	-0.037
4	4	99.723	99.666	-0.057
4	5	99.612	99.595	-0.017
10	31	99.704	99.690	-0.014
10	32	99.943	99.965	0.022
10	33	99.890	99.894	0.004
10	34	99.973	99.989	0.016
10	35	99.800	99.827	0.027
11	6	100.172	100.172	0.000
11	7	100.108	100.067	-0.041
11	8	100.063	100.002	-0.061
11	9	99.740	99.716	-0.024
11	10	99.713	99.652	-0.061
30	36	99.881	99.932	0.051
30	37	99.808	99.847	0.039
30	38	99.811	99.807	-0.004
30	39	100.147	100.179	0.032
30	40	99.733	99.763	0.030
31	15	99.765	99.616	-0.149
31	16	99.819	99.564	-0.255
31	17	99.998	99.813	-0.185
31	18	100.130	99.921	-0.209
31	19	99.828	99.631	-0.197
50	41	99.706	99.804	0.098
50	42	100.106	100.211	0.105
50	43	99.661	99.856	0.195
50	44	99.717	99.803	0.086
50	45	99.685	99.741	0.056
51	11	99.816	99.207	-0.609
51	12	100.154	99.805	-0.349
51	13	99.839	99.614	-0.225
51	14	100.053	99.920	-0.133
51	20	99.734	99.512	-0.222
100	46	100.076	100.102	0.026
100	47	99.714	99.808	0.094
100	48	99.951	99.992	0.041
100	49	99.754	99.798	0.044
100	50	99.648	99.763	0.115
101	21	100.143	100.098	-0.045
101	22	100.173	99.928	-0.245
101	23	100.092	100.007	-0.085



28.128_ACCURACY/I_SS		
Test Site	Dallas	
Tester	ETS-364	
Test Number	EB6938	
Max Limit	101	uA
Min Limit	98.8	uA

krad(Si)	0	3	4	10	11	30	31	50	51	100	101
LL	98.800	98.800	98.800	98.800	98.800	98.800	98.800	98.800	98.800	98.800	98.800
Min	99.662	99.615	99.595	99.690	99.652	99.763	99.564	99.741	99.207	99.763	99.636
Average	99.779	99.711	99.662	99.873	99.922	99.906	99.709	99.883	99.612	99.893	99.872
Max	99.977	99.968	99.780	99.989	100.172	100.179	99.921	100.211	99.920	100.102	100.098
UL	101.000	101.000	101.000	101.000	101.000	101.000	101.000	101.000	101.000	101.000	101.000



### HDR Report TPS7H1111-QMLP

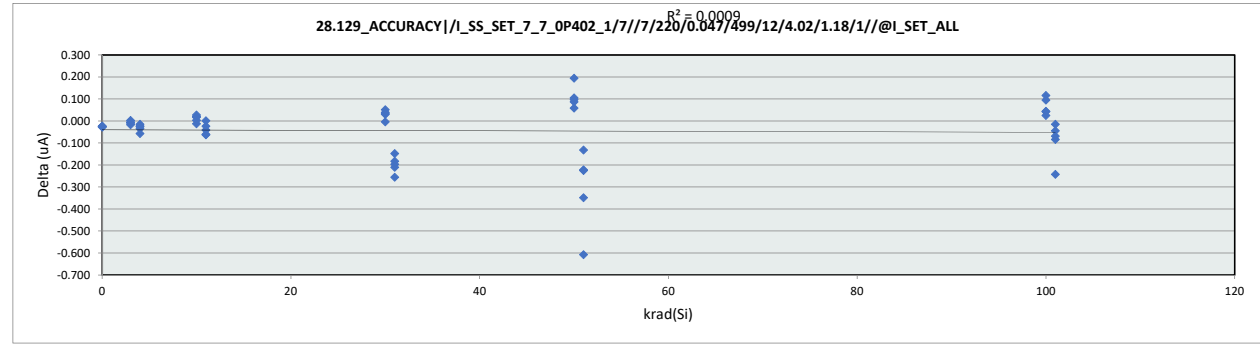
101	24	99.760	99.690	-0.070
101	25	99.653	99.636	-0.017
	Max	100.173	100.211	0.195
	Average	99.846	99.802	-0.044
	Min	99.612	99.207	-0.609
	Std Dev	0.175	0.190	0.129



# HDR Report TPS7H1111-QMLP

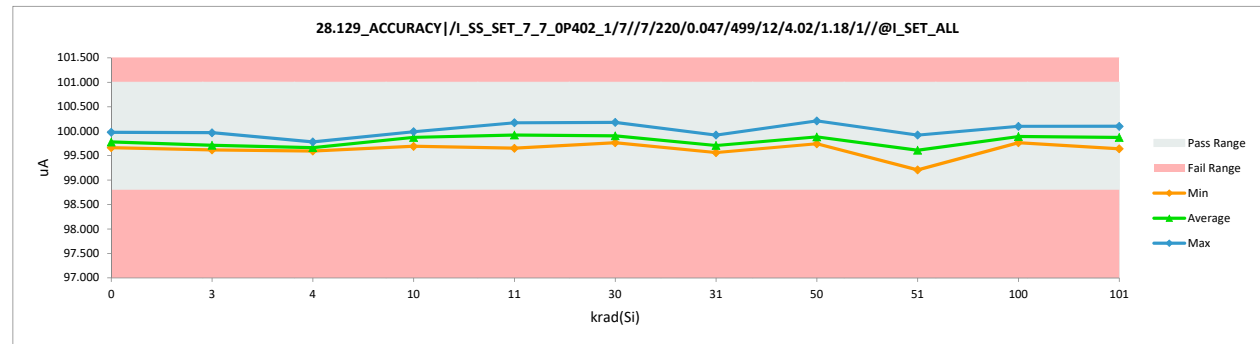
		28.129_ACCURACY /I_SS	
Test Site		Dallas	Dallas
Tester		ETS-364	ETS-364
Test Number		EB6938	EB6938
Unit		uA	uA
Max Limit		101	101
Min Limit		98.8	98.8

krad(Si)	Serial #	Pre	Post	Delta
0	51	99.847	99.820	-0.027
0	52	99.685	99.662	-0.023
0	53	100.001	99.976	-0.025
0	54	99.695	99.670	-0.025
0	55	99.796	99.768	-0.028
3	26	99.671	99.665	-0.006
3	27	99.625	99.616	-0.009
3	28	99.986	99.969	-0.017
3	29	99.673	99.675	0.002
3	30	99.641	99.634	-0.007
4	1	99.641	99.615	-0.026
4	2	99.677	99.654	-0.023
4	3	99.816	99.781	-0.035
4	4	99.723	99.666	-0.057
4	5	99.609	99.594	-0.015
10	31	99.703	99.690	-0.013
10	32	99.944	99.964	0.020
10	33	99.890	99.893	0.003
10	34	99.972	99.989	0.017
10	35	99.800	99.827	0.027
11	6	100.171	100.172	0.001
11	7	100.109	100.068	-0.041
11	8	100.063	100.002	-0.061
11	9	99.737	99.713	-0.024
11	10	99.714	99.651	-0.063
30	36	99.881	99.932	0.051
30	37	99.805	99.844	0.039
30	38	99.810	99.806	-0.004
30	39	100.147	100.180	0.033
30	40	99.734	99.764	0.030
31	15	99.765	99.617	-0.148
31	16	99.819	99.563	-0.256
31	17	99.996	99.813	-0.183
31	18	100.131	99.920	-0.211
31	19	99.828	99.631	-0.197
50	41	99.707	99.804	0.097
50	42	100.106	100.211	0.105
50	43	99.660	99.854	0.194
50	44	99.718	99.805	0.087
50	45	99.685	99.743	0.058
51	11	99.816	99.208	-0.608
51	12	100.153	99.804	-0.349
51	13	99.840	99.615	-0.225
51	14	100.052	99.920	-0.132
51	20	99.734	99.512	-0.222
100	46	100.074	100.099	0.025
100	47	99.712	99.807	0.095
100	48	99.951	99.993	0.042
100	49	99.752	99.796	0.044
100	50	99.648	99.764	0.116
101	21	100.144	100.099	-0.045
101	22	100.169	99.926	-0.243
101	23	100.091	100.007	-0.084



		28.129_ACCURACY /I_SS	
Test Site		Dallas	Dallas
Tester		ETS-364	ETS-364
Test Number		EB6938	EB6938
Unit		uA	uA
Max Limit		101	101
Min Limit		98.8	98.8

krad(Si)	0	3	4	10	11	30	31	50	51	100	101
LL	98.800	98.800	98.800	98.800	98.800	98.800	98.800	98.800	98.800	98.800	98.800
Min	99.662	99.616	99.594	99.690	99.651	99.764	99.563	99.743	99.208	99.764	99.639
Average	99.779	99.712	99.662	99.873	99.921	99.905	99.709	99.883	99.612	99.892	99.872
Max	99.976	99.969	99.781	99.989	100.172	100.180	99.920	100.211	99.920	100.099	100.099
UL	101.000	101.000	101.000	101.000	101.000	101.000	101.000	101.000	101.000	101.000	101.000



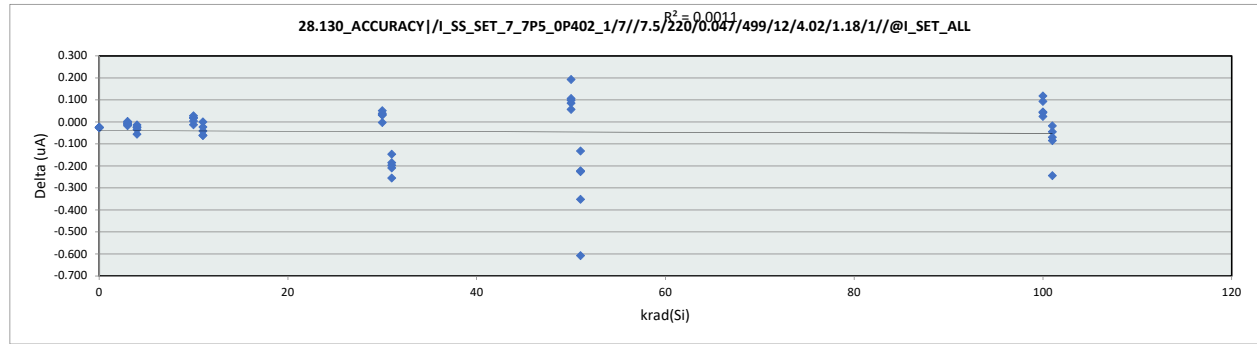
### HDR Report TPS7H1111-QMLP

101	24	99.757	99.688	-0.069
101	25	99.654	99.639	-0.015
	Max	100.171	100.211	0.194
	Average	99.846	99.802	-0.044
	Min	99.609	99.208	-0.608
	Std Dev	0.175	0.190	0.129

# HDR Report TPS7H1111-QMLP

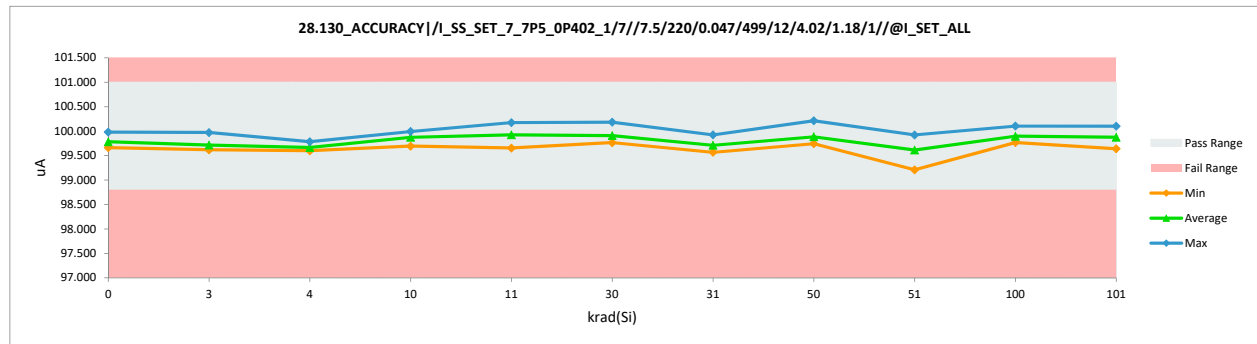
		28.130_ACCURACY/I_SS	
Test Site		Dallas	Dallas
Tester		ETS-364	ETS-364
Test Number		EB6938	EB6938
Unit		uA	uA
Max Limit		101	101
Min Limit		98.8	98.8

krad(Si)	Serial #	Pre	Post	Delta
0	51	99.849	99.824	-0.025
0	52	99.688	99.663	-0.025
0	53	100.004	99.980	-0.024
0	54	99.695	99.670	-0.025
0	55	99.797	99.770	-0.027
3	26	99.672	99.668	-0.004
3	27	99.629	99.618	-0.011
3	28	99.989	99.972	-0.017
3	29	99.676	99.678	0.002
3	30	99.645	99.637	-0.008
4	1	99.642	99.617	-0.025
4	2	99.679	99.656	-0.023
4	3	99.819	99.784	-0.035
4	4	99.725	99.669	-0.056
4	5	99.613	99.599	-0.014
10	31	99.706	99.693	-0.013
10	32	99.946	99.966	0.020
10	33	99.893	99.897	0.004
10	34	99.975	99.992	0.017
10	35	99.802	99.830	0.028
11	6	100.174	100.174	0.000
11	7	100.111	100.070	-0.041
11	8	100.065	100.004	-0.061
11	9	99.742	99.719	-0.023
11	10	99.716	99.654	-0.062
30	36	99.884	99.935	0.051
30	37	99.810	99.849	0.039
30	38	99.813	99.810	-0.003
30	39	100.149	100.182	0.033
30	40	99.735	99.766	0.031
31	15	99.766	99.619	-0.147
31	16	99.822	99.567	-0.255
31	17	100.000	99.815	-0.185
31	18	100.133	99.924	-0.209
31	19	99.829	99.632	-0.197
50	41	99.708	99.806	0.098
50	42	100.108	100.214	0.106
50	43	99.664	99.857	0.193
50	44	99.721	99.806	0.085
50	45	99.687	99.744	0.057
51	11	99.818	99.210	-0.608
51	12	100.158	99.806	-0.352
51	13	99.842	99.616	-0.226
51	14	100.055	99.923	-0.132
51	20	99.737	99.515	-0.222
100	46	100.079	100.104	0.025
100	47	99.717	99.810	0.093
100	48	99.954	99.996	0.042
100	49	99.756	99.801	0.045
100	50	99.650	99.768	0.118
101	21	100.146	100.101	-0.045
101	22	100.175	99.931	-0.244
101	23	100.095	100.010	-0.085



		28.130_ACCURACY/I_SS	
Test Site		Dallas	Dallas
Tester		ETS-364	ETS-364
Test Number		EB6938	EB6938
Unit		uA	uA
Max Limit		101	101
Min Limit		98.8	98.8

krad(Si)	0	3	4	10	11	30	31	50	51	100	101
LL	98.800	98.800	98.800	98.800	98.800	98.800	98.800	98.800	98.800	98.800	98.800
Min	99.663	99.618	99.599	99.693	99.654	99.766	99.567	99.744	99.210	99.768	99.639
Average	99.781	99.715	99.665	99.876	99.924	99.908	99.711	99.885	99.614	99.896	99.875
Max	99.980	99.972	99.784	99.992	100.174	100.182	99.924	100.214	99.923	100.104	100.101
UL	101.000	101.000	101.000	101.000	101.000	101.000	101.000	101.000	101.000	101.000	101.000



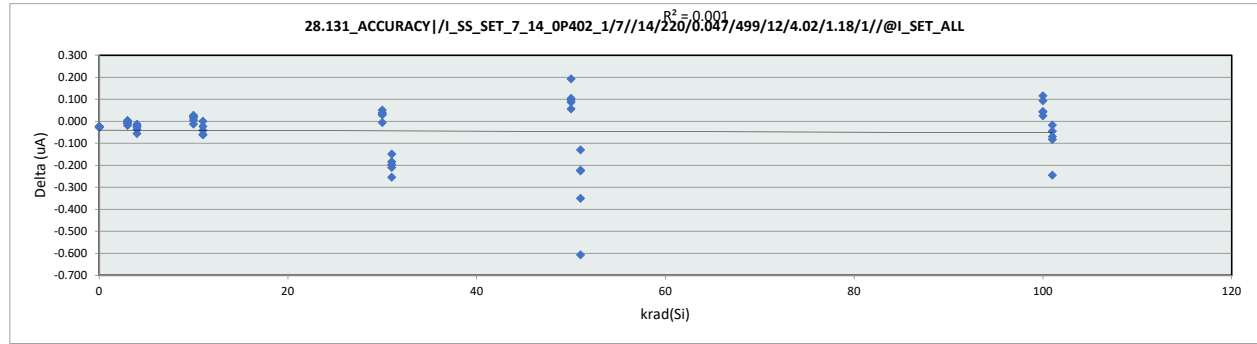
### HDR Report TPS7H1111-QMLP

101	24	99.763	99.693	-0.070
101	25	99.657	99.639	-0.018
	Max	100.175	100.214	0.193
	Average	99.849	99.805	-0.044
	Min	99.613	99.210	-0.608
	Std Dev	0.175	0.190	0.129

# HDR Report TPS7H1111-QMLP

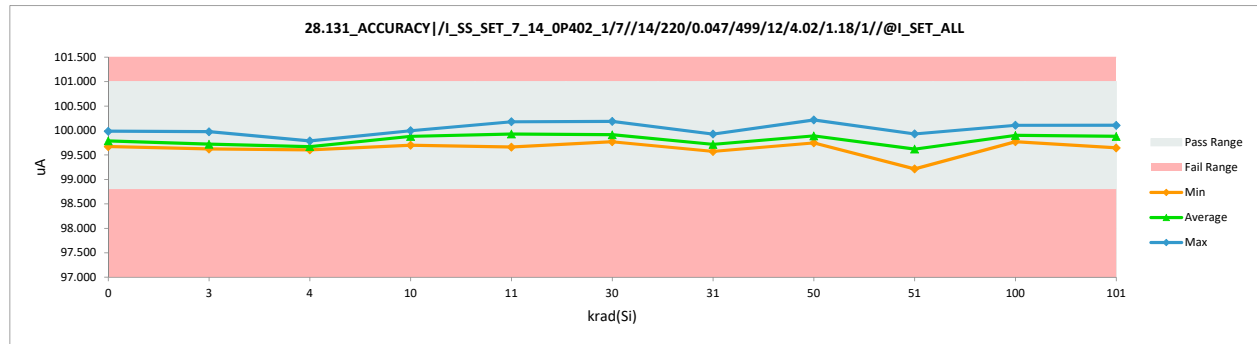
		28.131_ACCURACY/I_SS	
Test Site		Dallas	Dallas
Tester		ETS-364	ETS-364
Test Number		EB6938	EB6938
Unit		uA	uA
Max Limit		101	101
Min Limit		98.8	98.8

krad(Si)	Serial #	Pre	Post	Delta
0	51	99.854	99.827	-0.027
0	52	99.693	99.670	-0.023
0	53	100.009	99.985	-0.024
0	54	99.700	99.674	-0.026
0	55	99.802	99.774	-0.028
3	26	99.678	99.673	-0.005
3	27	99.632	99.622	-0.010
3	28	99.994	99.975	-0.019
3	29	99.681	99.685	0.004
3	30	99.648	99.641	-0.007
4	1	99.645	99.620	-0.025
4	2	99.684	99.662	-0.022
4	3	99.824	99.787	-0.037
4	4	99.729	99.673	-0.056
4	5	99.618	99.604	-0.014
10	31	99.711	99.698	-0.013
10	32	99.951	99.971	0.020
10	33	99.897	99.902	0.005
10	34	99.979	99.996	0.017
10	35	99.807	99.834	0.027
11	6	100.179	100.179	0.000
11	7	100.116	100.075	-0.041
11	8	100.070	100.008	-0.062
11	9	99.746	99.723	-0.023
11	10	99.721	99.661	-0.060
30	36	99.889	99.940	0.051
30	37	99.815	99.854	0.039
30	38	99.819	99.813	-0.006
30	39	100.153	100.185	0.032
30	40	99.741	99.770	0.029
31	15	99.772	99.623	-0.149
31	16	99.826	99.572	-0.254
31	17	100.004	99.820	-0.184
31	18	100.138	99.928	-0.210
31	19	99.834	99.637	-0.197
50	41	99.713	99.810	0.097
50	42	100.113	100.217	0.104
50	43	99.669	99.862	0.193
50	44	99.725	99.812	0.087
50	45	99.692	99.748	0.056
51	11	99.822	99.215	-0.607
51	12	100.161	99.811	-0.350
51	13	99.846	99.621	-0.225
51	14	100.060	99.930	-0.130
51	20	99.741	99.519	-0.222
100	46	100.083	100.108	0.025
100	47	99.721	99.814	0.093
100	48	99.956	100.000	0.044
100	49	99.761	99.804	0.043
100	50	99.655	99.771	0.116
101	21	100.150	100.105	-0.045
101	22	100.181	99.936	-0.245
101	23	100.099	100.016	-0.083



		28.131_ACCURACY/I_SS	
Test Site		Dallas	Dallas
Tester		ETS-364	ETS-364
Test Number		EB6938	EB6938
Unit		uA	uA
Max Limit		101	101
Min Limit		98.8	98.8

krad(Si)	0	3	4	10	11	30	31	50	51	100	101
LL	98.800	98.800	98.800	98.800	98.800	98.800	98.800	98.800	98.800	98.800	98.800
Min	99.670	99.622	99.604	99.698	99.661	99.770	99.572	99.748	99.215	99.771	99.644
Average	99.786	99.719	99.669	99.880	99.929	99.912	99.716	99.890	99.619	99.899	99.880
Max	99.985	99.975	99.787	99.996	100.179	100.185	99.928	100.217	99.930	100.108	100.105
UL	101.000	101.000	101.000	101.000	101.000	101.000	101.000	101.000	101.000	101.000	101.000



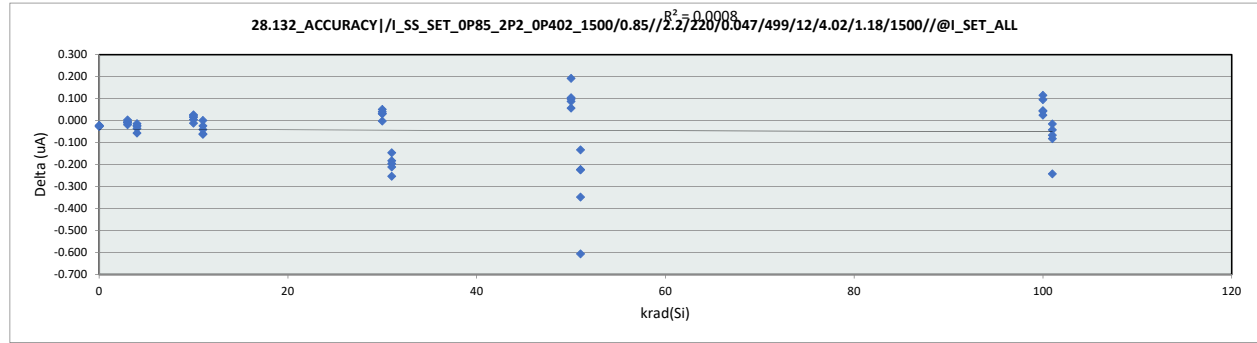
### HDR Report TPS7H1111-QMLP

101	24	99.768	99.698	-0.070
101	25	99.661	99.644	-0.017
	Max	100.181	100.217	0.193
	Average	99.853	99.809	-0.044
	Min	99.618	99.215	-0.607
	Std Dev	0.175	0.190	0.129

# HDR Report TPS7H1111-QMLP

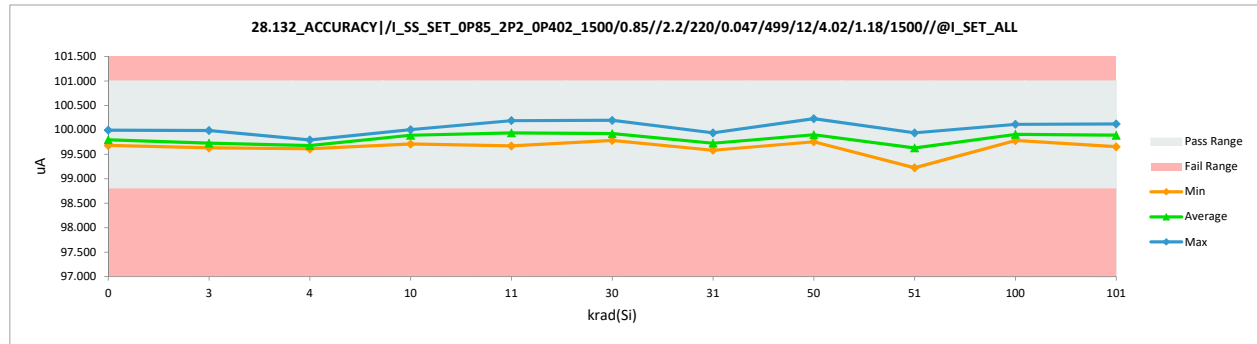
28.132 ACCURACY/I_SS		
Test Site	Dallas	Dallas
Tester	ETS-364	ETS-364
Test Number	EB6938	EB6938
Unit	uA	uA
Max Limit	101	101
Min Limit	98.8	98.8

krad(Si)	Serial #	Pre	Post	Delta
0	51	99.861	99.836	-0.025
0	52	99.703	99.681	-0.022
0	53	100.018	99.993	-0.025
0	54	99.711	99.687	-0.024
0	55	99.812	99.785	-0.027
3	26	99.687	99.681	-0.006
3	27	99.641	99.631	-0.010
3	28	100.006	99.987	-0.019
3	29	99.689	99.692	0.003
3	30	99.660	99.651	-0.009
4	1	99.656	99.631	-0.025
4	2	99.693	99.670	-0.023
4	3	99.831	99.795	-0.036
4	4	99.740	99.683	-0.057
4	5	99.625	99.611	-0.014
10	31	99.721	99.709	-0.012
10	32	99.959	99.980	0.021
10	33	99.904	99.908	0.004
10	34	99.989	100.004	0.015
10	35	99.820	99.846	0.026
11	6	100.188	100.189	0.001
11	7	100.127	100.086	-0.041
11	8	100.080	100.019	-0.061
11	9	99.749	99.725	-0.024
11	10	99.733	99.671	-0.062
30	36	99.896	99.947	0.051
30	37	99.823	99.863	0.040
30	38	99.827	99.825	-0.002
30	39	100.163	100.194	0.031
30	40	99.752	99.783	0.031
31	15	99.782	99.636	-0.146
31	16	99.837	99.584	-0.253
31	17	100.016	99.833	-0.183
31	18	100.149	99.938	-0.211
31	19	99.845	99.649	-0.196
50	41	99.721	99.819	0.098
50	42	100.125	100.229	0.104
50	43	99.677	99.869	0.192
50	44	99.736	99.823	0.087
50	45	99.701	99.758	0.057
51	11	99.831	99.225	-0.606
51	12	100.170	99.822	-0.348
51	13	99.855	99.632	-0.223
51	14	100.071	99.938	-0.133
51	20	99.754	99.530	-0.224
100	46	100.089	100.114	0.025
100	47	99.730	99.825	0.095
100	48	99.966	100.009	0.043
100	49	99.766	99.811	0.045
100	50	99.667	99.782	0.115
101	21	100.162	100.120	-0.042
101	22	100.182	99.940	-0.242
101	23	100.110	100.028	-0.082



28.132 ACCURACY/I_SS		
Test Site	Dallas	
Tester	ETS-364	
Test Number	EB6938	
Max Limit	101	uA
Min Limit	98.8	uA

krad(Si)	0	3	4	10	11	30	31	50	51	100	101
LL	98.800	98.800	98.800	98.800	98.800	98.800	98.800	98.800	98.800	98.800	98.800
Min	99.681	99.631	99.611	99.709	99.671	99.783	99.584	99.758	99.225	99.782	99.654
Average	99.796	99.728	99.678	99.889	99.938	99.922	99.728	99.900	99.629	99.908	99.889
Max	99.993	99.987	99.795	100.004	100.189	100.194	99.938	100.229	99.938	100.114	100.120
UL	101.000	101.000	101.000	101.000	101.000	101.000	101.000	101.000	101.000	101.000	101.000



### HDR Report TPS7H1111-QMLP

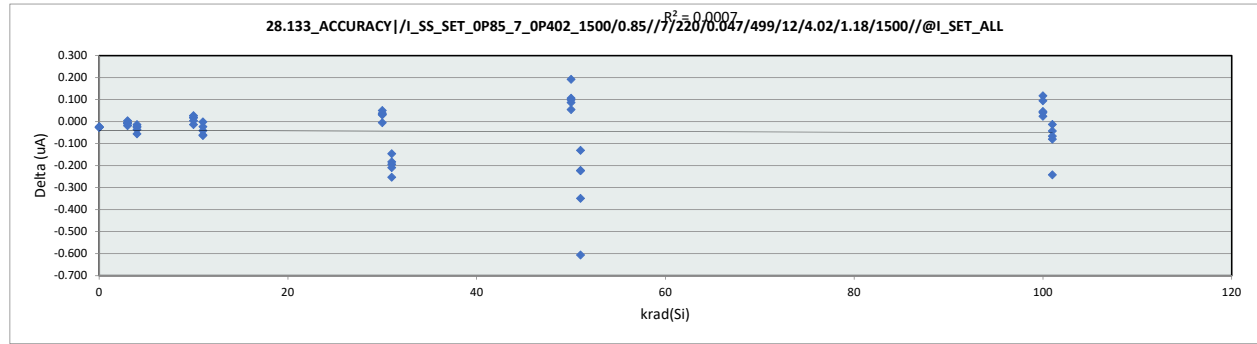
101	24	99.771	99.705	-0.066
101	25	99.669	99.654	-0.015
	Max	100.188	100.229	0.192
	Average	99.863	99.819	-0.044
	Min	99.625	99.225	-0.606
	Std Dev	0.175	0.190	0.129



# HDR Report TPS7H1111-QMLP

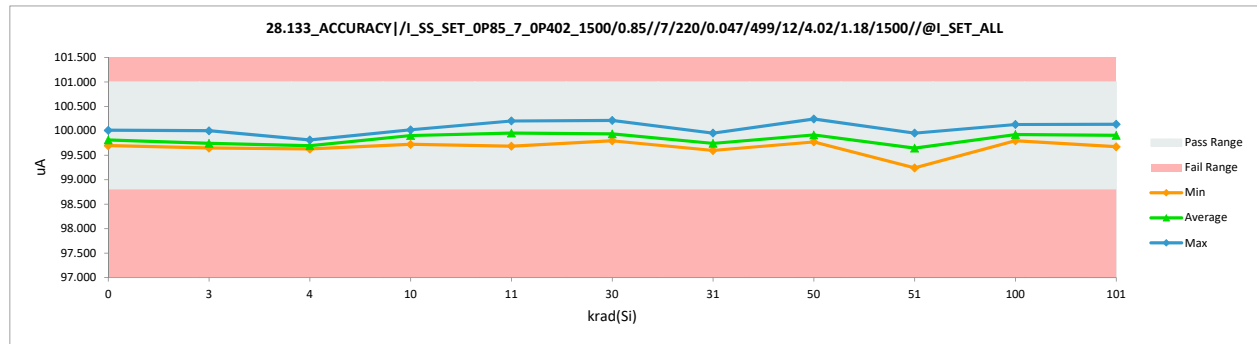
28.133_ACCURACY I_SS		
Test Site	Dallas	Dallas
Tester	ETS-364	ETS-364
Test Number	EB6938	EB6938
Unit	uA	uA
Max Limit	101	101
Min Limit	98.8	98.8

krad(Si)	Serial #	Pre	Post	Delta
0	51	99.880	99.854	-0.026
0	52	99.720	99.697	-0.023
0	53	100.035	100.010	-0.025
0	54	99.728	99.702	-0.026
0	55	99.827	99.802	-0.025
3	26	99.704	99.699	-0.005
3	27	99.658	99.648	-0.010
3	28	100.020	100.001	-0.019
3	29	99.704	99.708	0.004
3	30	99.675	99.668	-0.007
4	1	99.673	99.648	-0.025
4	2	99.709	99.687	-0.022
4	3	99.850	99.814	-0.036
4	4	99.755	99.699	-0.056
4	5	99.642	99.628	-0.014
10	31	99.737	99.723	-0.014
10	32	99.976	99.996	0.020
10	33	99.922	99.926	0.004
10	34	100.004	100.021	0.017
10	35	99.833	99.860	0.027
11	6	100.203	100.202	-0.001
11	7	100.142	100.101	-0.041
11	8	100.096	100.035	-0.061
11	9	99.771	99.748	-0.023
11	10	99.749	99.686	-0.063
30	36	99.914	99.964	0.050
30	37	99.840	99.878	0.038
30	38	99.843	99.838	-0.005
30	39	100.179	100.212	0.033
30	40	99.766	99.797	0.031
31	15	99.798	99.652	-0.146
31	16	99.852	99.599	-0.253
31	17	100.030	99.847	-0.183
31	18	100.163	99.954	-0.209
31	19	99.859	99.665	-0.194
50	41	99.739	99.838	0.099
50	42	100.137	100.243	0.106
50	43	99.694	99.886	0.192
50	44	99.751	99.838	0.087
50	45	99.718	99.773	0.055
51	11	99.848	99.242	-0.606
51	12	100.186	99.837	-0.349
51	13	99.871	99.649	-0.222
51	14	100.085	99.954	-0.131
51	20	99.769	99.546	-0.223
100	46	100.107	100.131	0.024
100	47	99.745	99.840	0.095
100	48	99.983	100.024	0.041
100	49	99.785	99.831	0.046
100	50	99.681	99.798	0.117
101	21	100.176	100.133	-0.043
101	22	100.203	99.961	-0.242
101	23	100.125	100.045	-0.080



28.133_ACCURACY I_SS		
Test Site	Dallas	
Tester	ETS-364	
Test Number	EB6938	
Max Limit	101	uA
Min Limit	98.8	uA

krad(Si)	0	3	4	10	11	30	31	50	51	100	101
LL	98.800	98.800	98.800	98.800	98.800	98.800	98.800	98.800	98.800	98.800	98.800
Min	99.697	99.648	99.628	99.723	99.686	99.797	99.599	99.773	99.242	99.798	99.674
Average	99.813	99.745	99.695	99.905	99.954	99.938	99.743	99.916	99.646	99.925	99.908
Max	100.010	100.001	99.814	100.021	100.202	100.212	99.954	100.243	99.954	100.131	100.133
UL	101.000	101.000	101.000	101.000	101.000	101.000	101.000	101.000	101.000	101.000	101.000



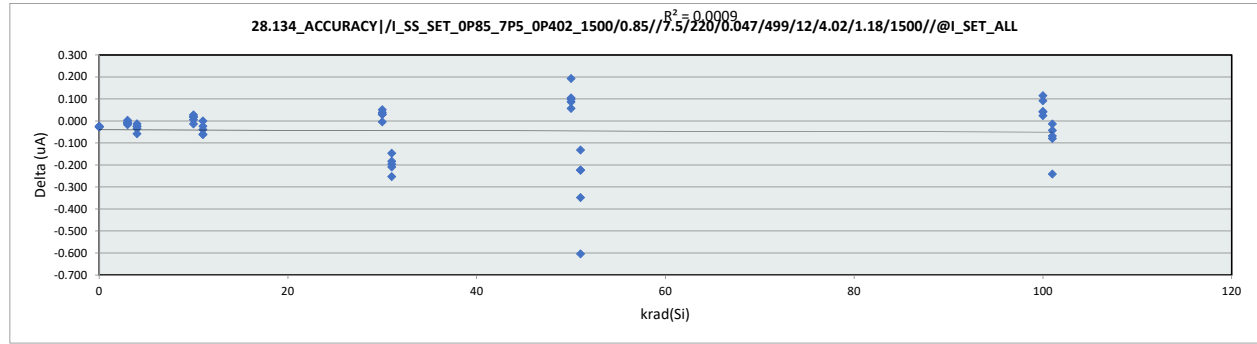
### HDR Report TPS7H1111-QMLP

101	24	99.791	99.725	-0.066
101	25	99.687	99.674	-0.013
	Max	100.203	100.243	0.192
	Average	99.879	99.835	-0.044
	Min	99.642	99.242	-0.606
	Std Dev	0.175	0.189	0.129

# HDR Report TPS7H1111-QMLP

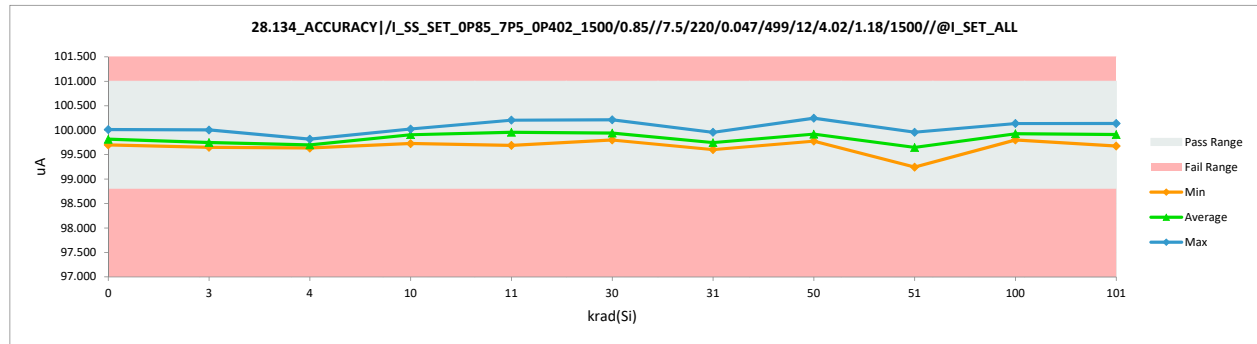
28.134_ACCURACY/I_SS		
Test Site	Dallas	Dallas
Tester	ETS-364	ETS-364
Test Number	EB6938	EB6938
Unit	uA	uA
Max Limit	101	101
Min Limit	98.8	98.8

krad(Si)	Serial #	Pre	Post	Delta
0	51	99.883	99.857	-0.026
0	52	99.723	99.699	-0.024
0	53	100.039	100.013	-0.026
0	54	99.730	99.704	-0.026
0	55	99.830	99.802	-0.028
3	26	99.707	99.701	-0.006
3	27	99.660	99.649	-0.011
3	28	100.022	100.005	-0.017
3	29	99.709	99.712	0.003
3	30	99.679	99.672	-0.007
4	1	99.675	99.650	-0.025
4	2	99.713	99.689	-0.024
4	3	99.853	99.818	-0.035
4	4	99.759	99.701	-0.058
4	5	99.648	99.635	-0.013
10	31	99.740	99.726	-0.014
10	32	99.979	99.999	0.020
10	33	99.925	99.930	0.005
10	34	100.007	100.024	0.017
10	35	99.835	99.863	0.028
11	6	100.206	100.206	0.000
11	7	100.144	100.105	-0.039
11	8	100.098	100.037	-0.061
11	9	99.778	99.754	-0.024
11	10	99.751	99.689	-0.062
30	36	99.916	99.967	0.051
30	37	99.844	99.883	0.039
30	38	99.847	99.843	-0.004
30	39	100.182	100.212	0.030
30	40	99.769	99.799	0.030
31	15	99.802	99.655	-0.147
31	16	99.856	99.603	-0.253
31	17	100.033	99.850	-0.183
31	18	100.166	99.957	-0.209
31	19	99.863	99.667	-0.196
50	41	99.741	99.839	0.098
50	42	100.141	100.246	0.105
50	43	99.697	99.890	0.193
50	44	99.753	99.840	0.087
50	45	99.720	99.777	0.057
51	11	99.849	99.245	-0.604
51	12	100.189	99.841	-0.348
51	13	99.874	99.651	-0.223
51	14	100.090	99.958	-0.132
51	20	99.771	99.547	-0.224
100	46	100.113	100.137	0.024
100	47	99.750	99.842	0.092
100	48	99.986	100.027	0.041
100	49	99.791	99.834	0.043
100	50	99.685	99.800	0.115
101	21	100.179	100.136	-0.043
101	22	100.208	99.967	-0.241
101	23	100.129	100.049	-0.080



28.134_ACCURACY/I_SS		
Test Site	Dallas	
Tester	ETS-364	
Test Number	EB6938	
Max Limit	101	uA
Min Limit	98.8	uA

krad(Si)	0	3	4	10	11	30	31	50	51	100	101
LL	98.800	98.800	98.800	98.800	98.800	98.800	98.800	98.800	98.800	98.800	98.800
Min	99.699	99.649	99.635	99.726	99.689	99.799	99.603	99.777	99.245	99.800	99.676
Average	99.815	99.748	99.699	99.908	99.958	99.941	99.746	99.918	99.648	99.928	99.911
Max	100.013	100.005	99.818	100.024	100.206	100.212	99.957	100.246	99.958	100.137	100.136
UL	101.000	101.000	101.000	101.000	101.000	101.000	101.000	101.000	101.000	101.000	101.000



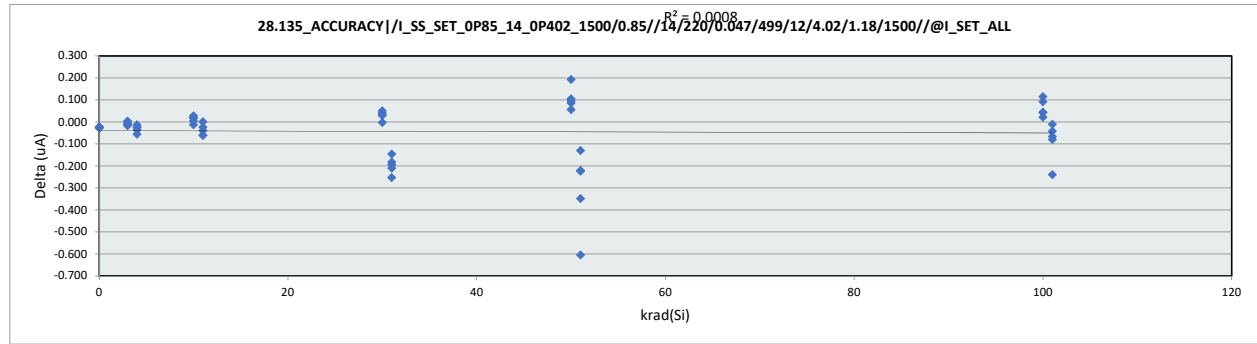
### HDR Report TPS7H1111-QMLP

101	24	99.797	99.729	-0.068
101	25	99.690	99.676	-0.014
	Max	100.208	100.246	0.193
	Average	99.882	99.838	-0.044
	Min	99.648	99.245	-0.604
	Std Dev	0.175	0.189	0.128

# HDR Report TPS7H1111-QMLP

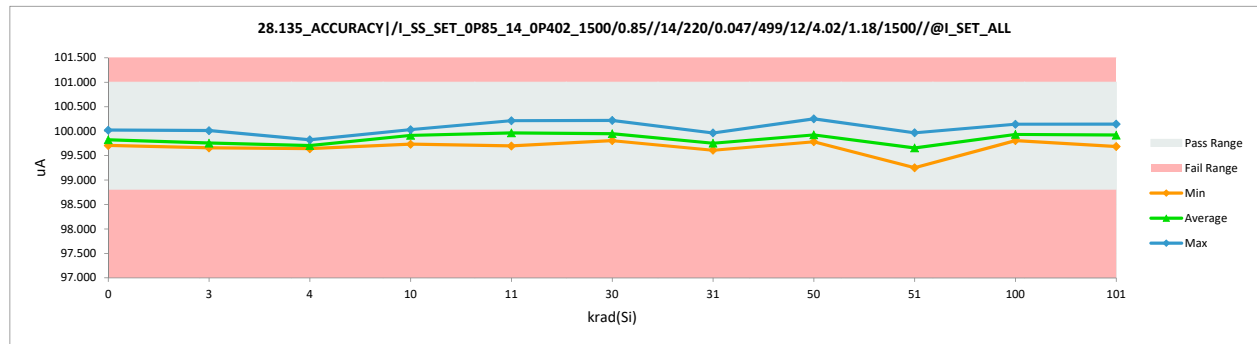
28.135 ACCURACY/I_SS		
Test Site	Dallas	Dallas
Tester	ETS-364	ETS-364
Test Number	EB6938	EB6938
Unit	uA	uA
Max Limit	101	101
Min Limit	98.8	98.8

krad(Si)	Serial #	Pre	Post	Delta
0	51	99.890	99.863	-0.027
0	52	99.729	99.707	-0.022
0	53	100.045	100.021	-0.024
0	54	99.735	99.710	-0.025
0	55	99.837	99.809	-0.028
3	26	99.714	99.707	-0.007
3	27	99.668	99.658	-0.010
3	28	100.028	100.011	-0.017
3	29	99.715	99.719	0.004
3	30	99.686	99.679	-0.007
4	1	99.681	99.656	-0.025
4	2	99.719	99.696	-0.023
4	3	99.860	99.824	-0.036
4	4	99.765	99.709	-0.056
4	5	99.654	99.641	-0.013
10	31	99.746	99.733	-0.013
10	32	99.984	100.004	0.020
10	33	99.931	99.935	0.004
10	34	100.013	100.030	0.017
10	35	99.842	99.870	0.028
11	6	100.212	100.213	0.001
11	7	100.150	100.111	-0.039
11	8	100.106	100.046	-0.060
11	9	99.785	99.761	-0.024
11	10	99.757	99.696	-0.061
30	36	99.923	99.973	0.050
30	37	99.849	99.890	0.041
30	38	99.853	99.850	-0.003
30	39	100.187	100.219	0.032
30	40	99.777	99.806	0.029
31	15	99.808	99.662	-0.146
31	16	99.863	99.610	-0.253
31	17	100.039	99.857	-0.182
31	18	100.173	99.963	-0.210
31	19	99.870	99.675	-0.195
50	41	99.748	99.844	0.096
50	42	100.148	100.253	0.105
50	43	99.705	99.898	0.193
50	44	99.760	99.846	0.086
50	45	99.727	99.783	0.056
51	11	99.857	99.252	-0.605
51	12	100.195	99.847	-0.348
51	13	99.880	99.659	-0.221
51	14	100.096	99.966	-0.130
51	20	99.777	99.553	-0.224
100	46	100.121	100.142	0.021
100	47	99.757	99.849	0.092
100	48	99.990	100.034	0.044
100	49	99.798	99.841	0.043
100	50	99.692	99.807	0.115
101	21	100.185	100.143	-0.042
101	22	100.215	99.975	-0.240
101	23	100.136	100.056	-0.080



28.135 ACCURACY/I_SS		
Test Site	Dallas	
Tester	ETS-364	
Test Number	EB6938	
Max Limit	101	uA
Min Limit	98.8	uA

krad(Si)	0	3	4	10	11	30	31	50	51	100	101
LL	98.800	98.800	98.800	98.800	98.800	98.800	98.800	98.800	98.800	98.800	98.800
Min	99.707	99.658	99.641	99.733	99.696	99.806	99.610	99.783	99.252	99.807	99.685
Average	99.822	99.755	99.705	99.914	99.965	99.948	99.753	99.925	99.655	99.935	99.919
Max	100.021	100.011	99.824	100.030	100.213	100.219	99.963	100.253	99.966	100.142	100.143
UL	101.000	101.000	101.000	101.000	101.000	101.000	101.000	101.000	101.000	101.000	101.000



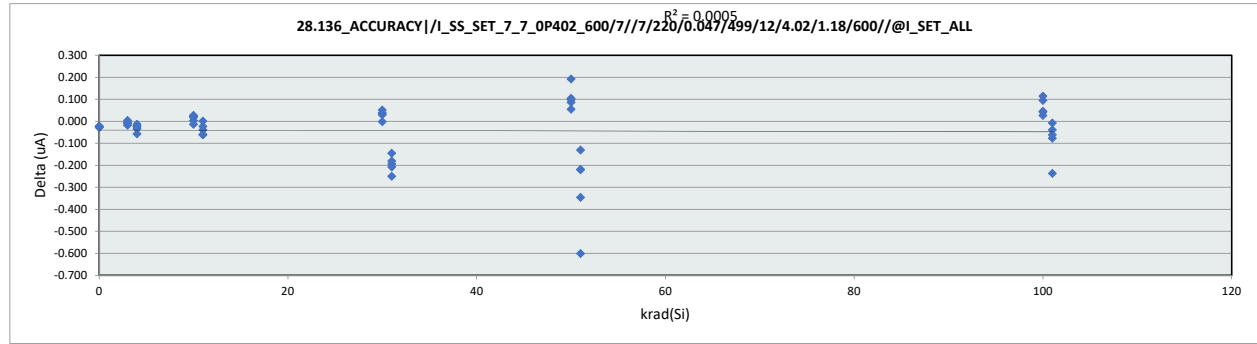
### HDR Report TPS7H1111-QMLP

101	24	99.803	99.737	-0.066
101	25	99.696	99.685	-0.011
	Max	100.215	100.253	0.193
	Average	99.889	99.845	-0.044
	Min	99.654	99.252	-0.605
	Std Dev	0.175	0.189	0.128

# HDR Report TPS7H1111-QMLP

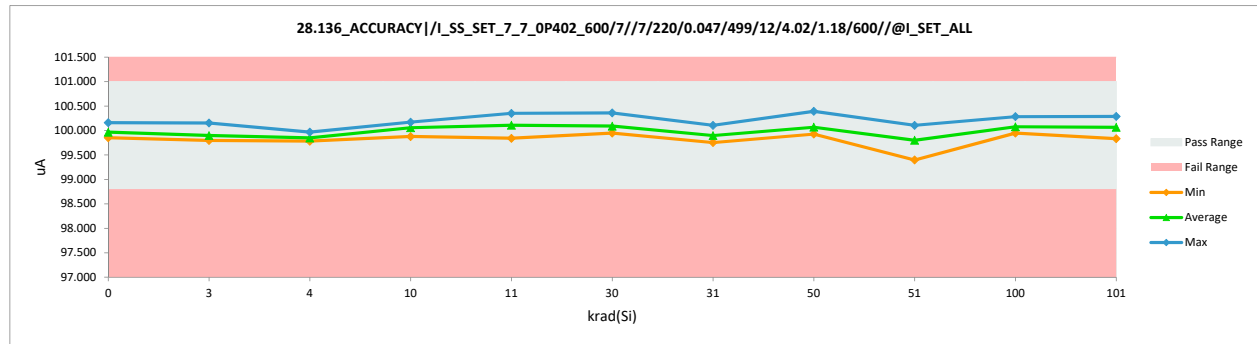
		28.136_ACCURACY/I_SS	
Test Site		Dallas	Dallas
Tester		ETS-364	ETS-364
Test Number		EB6938	EB6938
Unit		uA	uA
Max Limit		101	101
Min Limit		98.8	98.8

krad(Si)	Serial #	Pre	Post	Delta
0	51	100.034	100.007	-0.027
0	52	99.874	99.852	-0.022
0	53	100.185	100.160	-0.025
0	54	99.879	99.854	-0.025
0	55	99.980	99.952	-0.028
3	26	99.856	99.851	-0.005
3	27	99.808	99.797	-0.011
3	28	100.171	100.153	-0.018
3	29	99.857	99.861	0.004
3	30	99.830	99.822	-0.008
4	1	99.825	99.800	-0.025
4	2	99.860	99.838	-0.022
4	3	100.002	99.968	-0.034
4	4	99.908	99.851	-0.057
4	5	99.795	99.781	-0.014
10	31	99.891	99.877	-0.014
10	32	100.127	100.148	0.021
10	33	100.072	100.075	0.003
10	34	100.153	100.171	0.018
10	35	99.986	100.013	0.027
11	6	100.350	100.351	0.001
11	7	100.291	100.252	-0.039
11	8	100.246	100.185	-0.061
11	9	99.927	99.904	-0.023
11	10	99.902	99.841	-0.061
30	36	100.064	100.115	0.051
30	37	99.991	100.029	0.038
30	38	99.994	99.992	-0.002
30	39	100.326	100.359	0.033
30	40	99.919	99.948	0.029
31	15	99.951	99.806	-0.145
31	16	100.004	99.754	-0.250
31	17	100.180	99.999	-0.181
31	18	100.313	100.105	-0.208
31	19	100.014	99.820	-0.194
50	41	99.889	99.987	0.098
50	42	100.288	100.392	0.104
50	43	99.848	100.040	0.192
50	44	99.905	99.991	0.086
50	45	99.872	99.927	0.055
51	11	99.998	99.397	-0.601
51	12	100.336	99.990	-0.346
51	13	100.022	99.803	-0.219
51	14	100.237	100.106	-0.131
51	20	99.920	99.700	-0.220
100	46	100.258	100.284	0.026
100	47	99.896	99.991	0.095
100	48	100.130	100.172	0.042
100	49	99.941	99.986	0.045
100	50	99.834	99.948	0.114
101	21	100.327	100.288	-0.039
101	22	100.354	100.117	-0.237
101	23	100.279	100.202	-0.077



		28.136_ACCURACY/I_SS	
Test Site		Dallas	Dallas
Tester		ETS-364	ETS-364
Test Number		EB6938	EB6938
Unit		uA	uA
Max Limit		101	101
Min Limit		98.8	98.8

krad(Si)	0	3	4	10	11	30	31	50	51	100	101
LL	98.800	98.800	98.800	98.800	98.800	98.800	98.800	98.800	98.800	98.800	98.800
Min	99.852	99.797	99.781	99.877	99.841	99.948	99.754	99.927	99.397	99.948	99.832
Average	99.965	99.897	99.848	100.057	100.107	100.089	99.897	100.067	99.799	100.076	100.065
Max	100.160	100.153	99.968	100.171	100.351	100.359	100.105	100.392	100.106	100.284	100.288
UL	101.000	101.000	101.000	101.000	101.000	101.000	101.000	101.000	101.000	101.000	101.000



### HDR Report TPS7H1111-QMLP

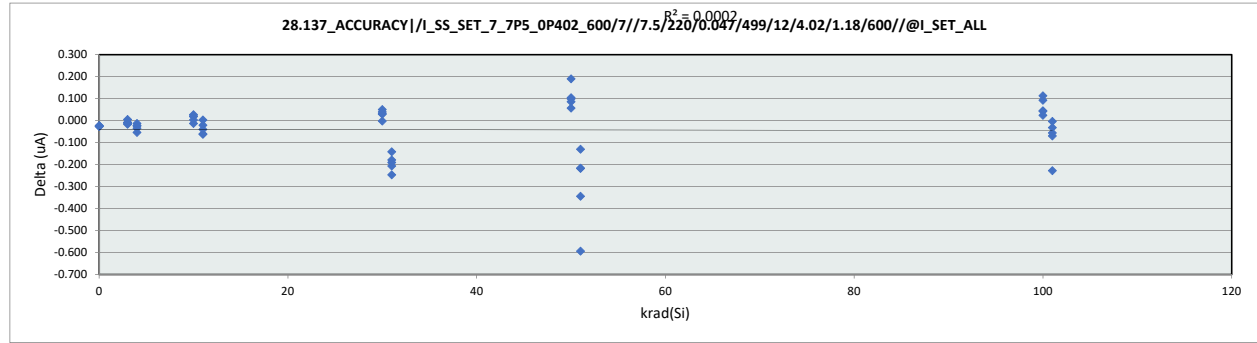
101	24	99.946	99.884	-0.062
101	25	99.840	99.832	-0.008
	Max	100.354	100.392	0.192
	Average	100.031	99.988	-0.043
	Min	99.795	99.397	-0.601
	Std Dev	0.173	0.188	0.128



# HDR Report TPS7H1111-QMLP

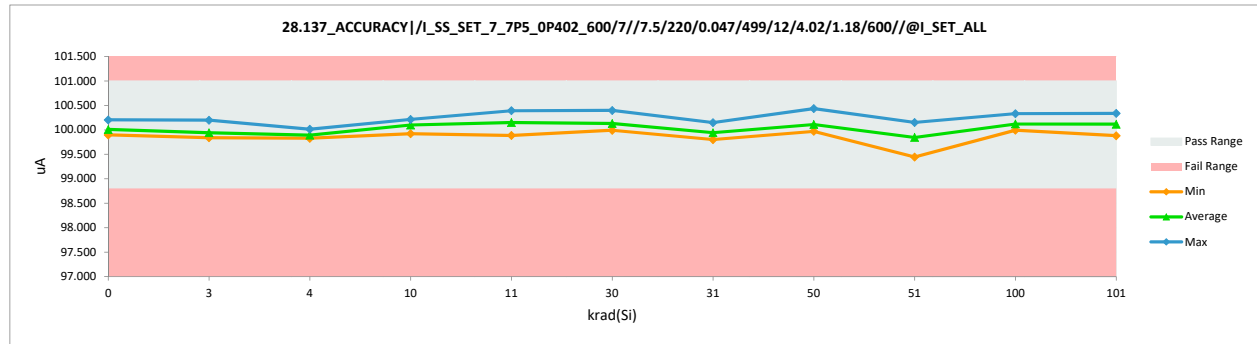
28.137_ACCURACY/I_SS		
Test Site	Dallas	Dallas
Tester	ETS-364	ETS-364
Test Number	EB6938	EB6938
Unit	uA	uA
Max Limit	101	101
Min Limit	98.8	98.8

krad(Si)	Serial #	Pre	Post	Delta
0	51	100.077	100.051	-0.026
0	52	99.920	99.897	-0.023
0	53	100.229	100.203	-0.026
0	54	99.919	99.896	-0.023
0	55	100.019	99.993	-0.026
3	26	99.902	99.894	-0.008
3	27	99.850	99.839	-0.011
3	28	100.214	100.197	-0.017
3	29	99.902	99.907	0.005
3	30	99.878	99.868	-0.010
4	1	99.867	99.843	-0.024
4	2	99.902	99.879	-0.023
4	3	100.048	100.013	-0.035
4	4	99.950	99.896	-0.054
4	5	99.840	99.827	-0.013
10	31	99.934	99.921	-0.013
10	32	100.168	100.188	0.020
10	33	100.115	100.118	0.003
10	34	100.195	100.213	0.018
10	35	100.029	100.056	0.027
11	6	100.389	100.392	0.003
11	7	100.334	100.294	-0.040
11	8	100.289	100.228	-0.061
11	9	99.974	99.953	-0.021
11	10	99.947	99.885	-0.062
30	36	100.106	100.156	0.050
30	37	100.035	100.074	0.039
30	38	100.038	100.036	-0.002
30	39	100.366	100.397	0.031
30	40	99.962	99.991	0.029
31	15	99.995	99.853	-0.142
31	16	100.048	99.801	-0.247
31	17	100.224	100.045	-0.179
31	18	100.355	100.148	-0.207
31	19	100.057	99.866	-0.191
50	41	99.930	100.029	0.099
50	42	100.330	100.434	0.104
50	43	99.894	100.084	0.190
50	44	99.947	100.033	0.086
50	45	99.913	99.970	0.057
51	11	100.039	99.445	-0.594
51	12	100.379	100.035	-0.344
51	13	100.063	99.846	-0.217
51	14	100.282	100.152	-0.130
51	20	99.963	99.746	-0.217
100	46	100.307	100.331	0.024
100	47	99.940	100.032	0.092
100	48	100.172	100.215	0.043
100	49	99.986	100.030	0.044
100	50	99.881	99.994	0.113
101	21	100.368	100.336	-0.032
101	22	100.399	100.171	-0.228
101	23	100.324	100.254	-0.070



28.137_ACCURACY/I_SS		
Test Site	Dallas	
Tester	ETS-364	
Test Number	EB6938	
Max Limit	101	uA
Min Limit	98.8	uA

krad(Si)	0	3	4	10	11	30	31	50	51	100	101
LL	98.800	98.800	98.800	98.800	98.800	98.800	98.800	98.800	98.800	98.800	98.800
Min	99.896	99.839	99.827	99.921	99.885	99.991	99.801	99.970	99.445	99.994	99.880
Average	100.008	99.941	99.892	100.099	100.150	100.131	99.943	100.110	99.845	100.120	100.115
Max	100.203	100.197	100.013	100.213	100.392	100.397	100.148	100.434	100.152	100.331	100.336
UL	101.000	101.000	101.000	101.000	101.000	101.000	101.000	101.000	101.000	101.000	101.000



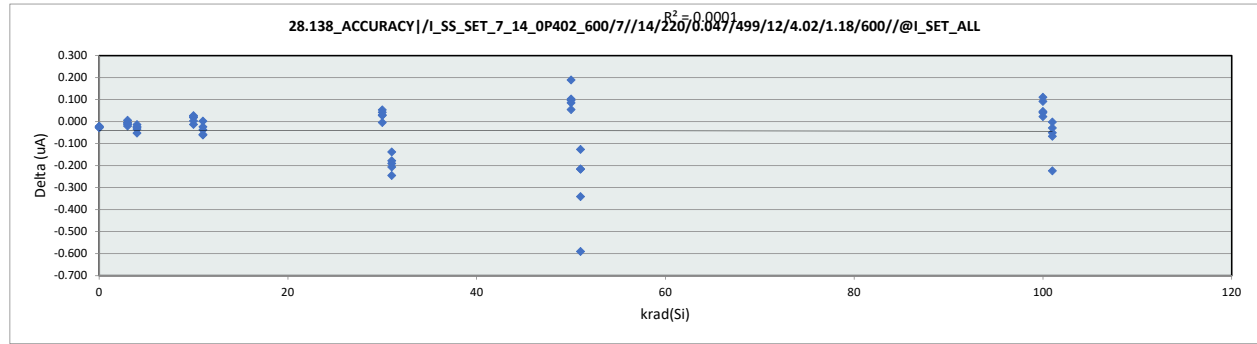
### HDR Report TPS7H1111-QMLP

101	24	99.991	99.935	-0.056
101	25	99.884	99.880	-0.004
	Max	100.399	100.434	0.190
	Average	100.074	100.032	-0.042
	Min	99.840	99.445	-0.594
	Std Dev	0.173	0.187	0.126

# HDR Report TPS7H1111-QMLP

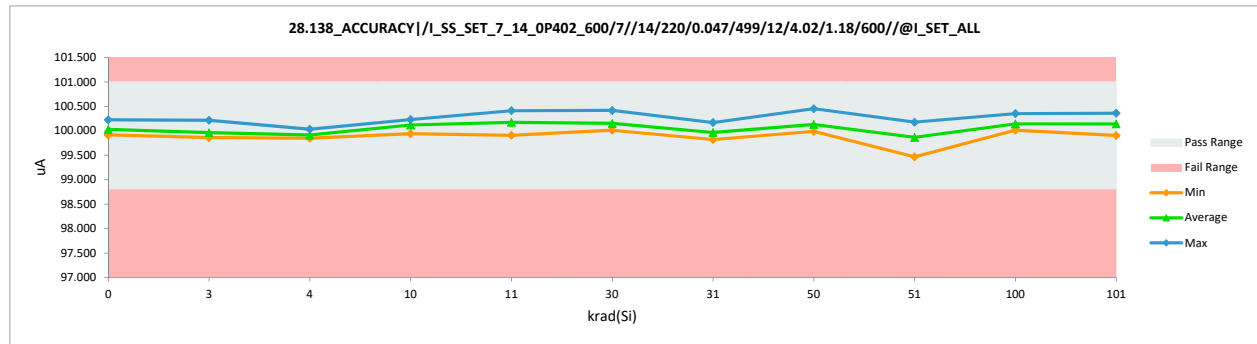
28.138_ACCURACY/I_SS		
Test Site	Dallas	Dallas
Tester	ETS-364	ETS-364
Test Number	EB6938	EB6938
Unit	uA	uA
Max Limit	101	101
Min Limit	98.8	98.8

krad(Si)	Serial #	Pre	Post	Delta
0	51	100.099	100.071	-0.028
0	52	99.943	99.921	-0.022
0	53	100.250	100.225	-0.025
0	54	99.938	99.916	-0.022
0	55	100.038	100.012	-0.026
3	26	99.923	99.917	-0.006
3	27	99.872	99.860	-0.012
3	28	100.235	100.215	-0.020
3	29	99.922	99.928	0.006
3	30	99.898	99.892	-0.006
4	1	99.890	99.864	-0.026
4	2	99.922	99.899	-0.023
4	3	100.067	100.033	-0.034
4	4	99.967	99.915	-0.052
4	5	99.863	99.849	-0.014
10	31	99.954	99.941	-0.013
10	32	100.187	100.208	0.021
10	33	100.133	100.136	0.003
10	34	100.214	100.232	0.018
10	35	100.050	100.077	0.027
11	6	100.409	100.411	0.002
11	7	100.355	100.317	-0.038
11	8	100.312	100.251	-0.061
11	9	99.998	99.974	-0.024
11	10	99.967	99.908	-0.059
30	36	100.123	100.176	0.053
30	37	100.054	100.096	0.042
30	38	100.060	100.056	-0.004
30	39	100.388	100.416	0.028
30	40	99.983	100.013	0.030
31	15	100.015	99.877	-0.138
31	16	100.068	99.823	-0.245
31	17	100.247	100.069	-0.178
31	18	100.376	100.170	-0.206
31	19	100.079	99.889	-0.190
50	41	99.952	100.049	0.097
50	42	100.350	100.453	0.103
50	43	99.916	100.105	0.189
50	44	99.968	100.053	0.085
50	45	99.933	99.988	0.055
51	11	100.058	99.468	-0.590
51	12	100.399	100.058	-0.341
51	13	100.084	99.868	-0.216
51	14	100.303	100.177	-0.126
51	20	99.983	99.767	-0.216
100	46	100.330	100.353	0.023
100	47	99.961	100.053	0.092
100	48	100.192	100.233	0.041
100	49	100.006	100.052	0.046
100	50	99.903	100.014	0.111
101	21	100.389	100.360	-0.029
101	22	100.421	100.197	-0.224
101	23	100.347	100.280	-0.067



28.138_ACCURACY/I_SS		
Test Site	Dallas	Dallas
Tester	ETS-364	ETS-364
Test Number	EB6938	EB6938
Unit	uA	uA
Max Limit	101	101
Min Limit	98.8	98.8

krad(Si)	0	3	4	10	11	30	31	50	51	100	101
LL	98.800	98.800	98.800	98.800	98.800	98.800	98.800	98.800	98.800	98.800	98.800
Min	99.916	99.860	99.849	99.941	99.908	100.013	99.823	99.988	99.468	100.014	99.905
Average	100.029	99.962	99.912	100.119	100.172	100.151	99.966	100.130	99.868	100.141	100.141
Max	100.225	100.215	100.033	100.232	100.411	100.416	100.170	100.453	100.177	100.353	100.360
UL	101.000	101.000	101.000	101.000	101.000	101.000	101.000	101.000	101.000	101.000	101.000



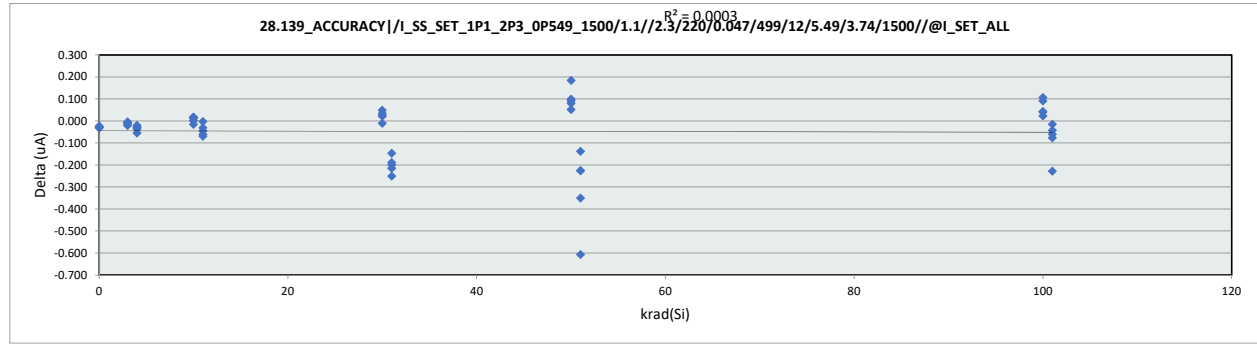
### HDR Report TPS7H1111-QMLP

101	24	100.012	99.961	-0.051
101	25	99.907	99.905	-0.002
	Max	100.421	100.453	0.189
	Average	100.095	100.054	-0.041
	Min	99.863	99.468	-0.590
	Std Dev	0.173	0.187	0.125

# HDR Report TPS7H1111-QMLP

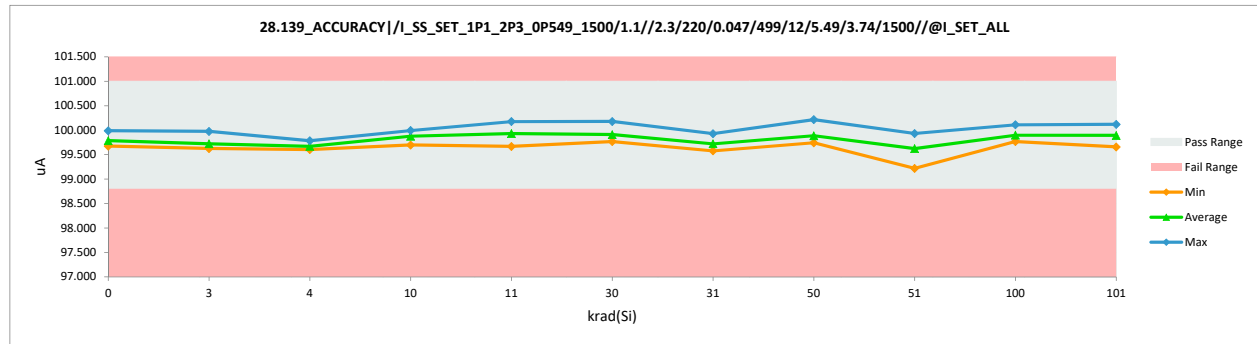
28.139_ACCURACY/I_SS		
Test Site	Dallas	Dallas
Tester	ETS-364	ETS-364
Test Number	EB6938	EB6938
Unit	uA	uA
Max Limit	101	101
Min Limit	98.8	98.8

krad(Si)	Serial #	Pre	Post	Delta
0	51	99.855	99.826	-0.029
0	52	99.701	99.673	-0.028
0	53	100.017	99.988	-0.029
0	54	99.696	99.673	-0.023
0	55	99.800	99.768	-0.032
3	26	99.683	99.673	-0.010
3	27	99.636	99.624	-0.012
3	28	99.995	99.974	-0.021
3	29	99.688	99.684	-0.004
3	30	99.657	99.648	-0.009
4	1	99.651	99.622	-0.029
4	2	99.687	99.659	-0.028
4	3	99.821	99.785	-0.036
4	4	99.728	99.673	-0.055
4	5	99.623	99.603	-0.020
10	31	99.713	99.697	-0.016
10	32	99.948	99.965	0.017
10	33	99.894	99.895	0.001
10	34	99.981	99.992	0.011
10	35	99.818	99.835	0.017
11	6	100.179	100.176	-0.003
11	7	100.122	100.077	-0.045
11	8	100.086	100.016	-0.070
11	9	99.746	99.715	-0.031
11	10	99.728	99.667	-0.061
30	36	99.888	99.937	0.049
30	37	99.817	99.851	0.034
30	38	99.824	99.813	-0.011
30	39	100.157	100.178	0.021
30	40	99.743	99.769	0.026
31	15	99.775	99.628	-0.147
31	16	99.829	99.578	-0.251
31	17	100.016	99.827	-0.189
31	18	100.144	99.929	-0.215
31	19	99.843	99.643	-0.200
50	41	99.715	99.807	0.092
50	42	100.118	100.217	0.099
50	43	99.672	99.856	0.184
50	44	99.730	99.810	0.080
50	45	99.691	99.743	0.052
51	11	99.826	99.219	-0.607
51	12	100.168	99.818	-0.350
51	13	99.852	99.626	-0.226
51	14	100.070	99.932	-0.138
51	20	99.747	99.521	-0.226
100	46	100.087	100.110	0.023
100	47	99.723	99.814	0.091
100	48	99.954	99.997	0.043
100	49	99.757	99.797	0.040
100	50	99.663	99.769	0.106
101	21	100.161	100.118	-0.043
101	22	100.177	99.949	-0.228
101	23	100.110	100.033	-0.077



28.139_ACCURACY/I_SS		
Test Site	Dallas	
Tester	ETS-364	
Test Number	EB6938	
Max Limit	101	uA
Min Limit	98.8	uA

krad(Si)	0	3	4	10	11	30	31	50	51	100	101
LL	98.800	98.800	98.800	98.800	98.800	98.800	98.800	98.800	98.800	98.800	98.800
Min	99.673	99.624	99.603	99.697	99.667	99.769	99.578	99.743	99.219	99.769	99.657
Average	99.786	99.721	99.668	99.877	99.930	99.910	99.721	99.887	99.623	99.897	99.892
Max	99.988	99.974	99.785	99.992	100.176	100.178	99.929	100.217	99.932	100.110	100.118
UL	101.000	101.000	101.000	101.000	101.000	101.000	101.000	101.000	101.000	101.000	101.000



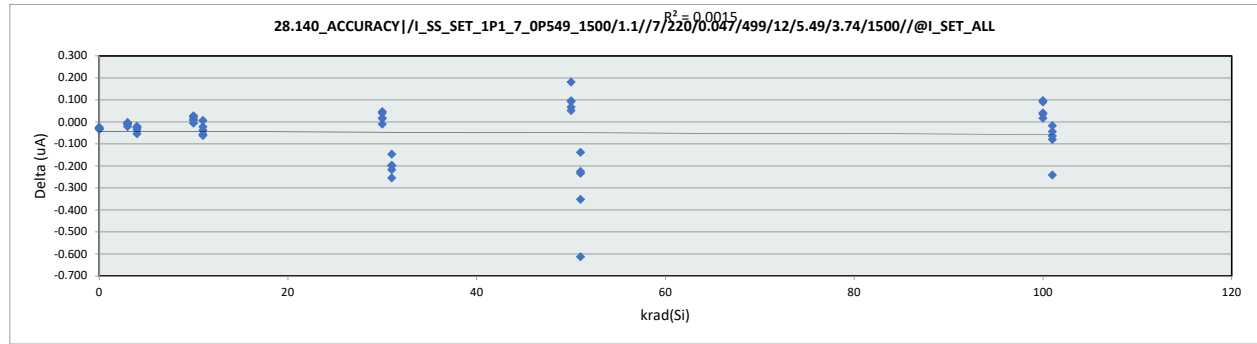
### HDR Report TPS7H1111-QMLP

101	24	99.765	99.705	-0.060
101	25	99.672	99.657	-0.015
	Max	100.179	100.217	0.184
	Average	99.857	99.810	-0.047
	Min	99.623	99.219	-0.607
	Std Dev	0.176	0.189	0.127

# HDR Report TPS7H1111-QMLP

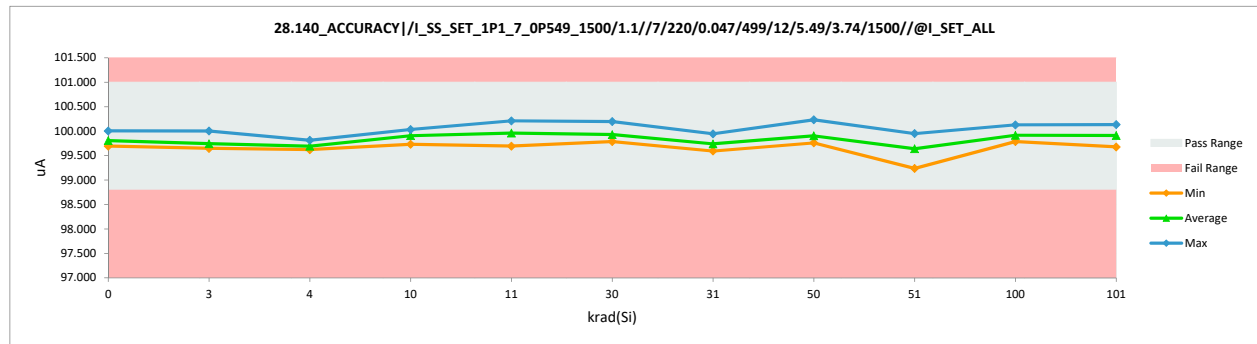
		28.140_ACCURACY/I_SS	
Test Site		Dallas	Dallas
Tester		ETS-364	ETS-364
Test Number		EB6938	EB6938
Unit		uA	uA
Max Limit		101	101
Min Limit		98.8	98.8

krad(Si)	Serial #	Pre	Post	Delta
0	51	99.880	99.848	-0.032
0	52	99.725	99.695	-0.030
0	53	100.036	100.005	-0.031
0	54	99.718	99.694	-0.024
0	55	99.824	99.790	-0.034
3	26	99.704	99.696	-0.008
3	27	99.657	99.647	-0.010
3	28	100.023	100.002	-0.021
3	29	99.706	99.703	-0.003
3	30	99.674	99.666	-0.008
4	1	99.672	99.646	-0.026
4	2	99.707	99.682	-0.025
4	3	99.850	99.815	-0.035
4	4	99.748	99.694	-0.054
4	5	99.642	99.622	-0.020
10	31	99.737	99.731	-0.006
10	32	99.969	99.990	0.021
10	33	99.916	99.924	0.008
10	34	100.006	100.034	0.028
10	35	99.846	99.857	0.011
11	6	100.203	100.210	0.007
11	7	100.144	100.106	-0.038
11	8	100.105	100.043	-0.062
11	9	99.773	99.751	-0.022
11	10	99.750	99.694	-0.056
30	36	99.909	99.956	0.047
30	37	99.834	99.874	0.040
30	38	99.842	99.832	-0.010
30	39	100.180	100.196	0.016
30	40	99.769	99.786	0.017
31	15	99.795	99.648	-0.147
31	16	99.848	99.594	-0.254
31	17	100.038	99.841	-0.197
31	18	100.163	99.946	-0.217
31	19	99.863	99.664	-0.199
50	41	99.732	99.825	0.093
50	42	100.137	100.233	0.096
50	43	99.693	99.874	0.181
50	44	99.758	99.826	0.068
50	45	99.709	99.761	0.052
51	11	99.851	99.238	-0.613
51	12	100.186	99.834	-0.352
51	13	99.869	99.644	-0.225
51	14	100.088	99.950	-0.138
51	20	99.770	99.537	-0.233
100	46	100.112	100.129	0.017
100	47	99.740	99.831	0.091
100	48	99.977	100.013	0.036
100	49	99.777	99.818	0.041
100	50	99.690	99.787	0.097
101	21	100.177	100.133	-0.044
101	22	100.209	99.968	-0.241
101	23	100.129	100.049	-0.080



		28.140_ACCURACY/I_SS	
Test Site		Dallas	Dallas
Tester		ETS-364	ETS-364
Test Number		EB6938	EB6938
Unit		uA	uA
Max Limit		101	101
Min Limit		98.8	98.8

krad(Si)	0	3	4	10	11	30	31	50	51	100	101
LL	98.800	98.800	98.800	98.800	98.800	98.800	98.800	98.800	98.800	98.800	98.800
Min	99.694	99.647	99.622	99.731	99.694	99.786	99.594	99.761	99.238	99.787	99.677
Average	99.806	99.743	99.692	99.907	99.961	99.929	99.739	99.904	99.641	99.916	99.910
Max	100.005	100.002	99.815	100.034	100.210	100.196	99.946	100.233	99.950	100.129	100.133
UL	101.000	101.000	101.000	101.000	101.000	101.000	101.000	101.000	101.000	101.000	101.000



### HDR Report TPS7H1111-QMLP

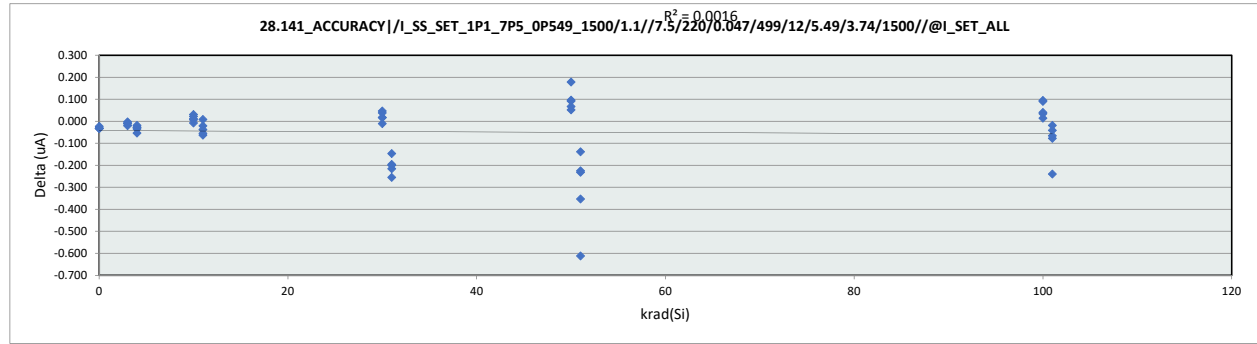
101	24	99.788	99.724	-0.064
101	25	99.694	99.677	-0.017
	Max	100.209	100.233	0.181
	Average	99.879	99.832	-0.047
	Min	99.642	99.238	-0.613
	Std Dev	0.176	0.190	0.128



# HDR Report TPS7H1111-QMLP

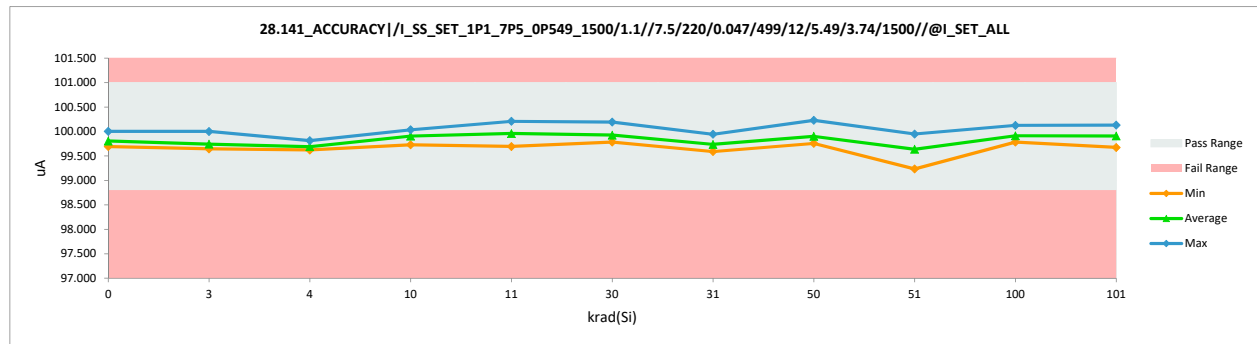
		28.141_ACCURACY/I_SS	
Test Site		Dallas	Dallas
Tester		ETS-364	ETS-364
Test Number		EB6938	EB6938
Unit		uA	uA
Max Limit		101	101
Min Limit		98.8	98.8

krad(Si)	Serial #	Pre	Post	Delta
0	51	99.878	99.846	-0.032
0	52	99.725	99.693	-0.032
0	53	100.034	100.002	-0.032
0	54	99.714	99.691	-0.023
0	55	99.821	99.788	-0.033
3	26	99.704	99.693	-0.011
3	27	99.655	99.645	-0.010
3	28	100.021	100.001	-0.020
3	29	99.703	99.700	-0.003
3	30	99.674	99.665	-0.009
4	1	99.670	99.641	-0.029
4	2	99.705	99.678	-0.027
4	3	99.849	99.814	-0.035
4	4	99.745	99.691	-0.054
4	5	99.641	99.622	-0.019
10	31	99.736	99.728	-0.008
10	32	99.967	99.989	0.022
10	33	99.915	99.922	0.007
10	34	100.004	100.035	0.031
10	35	99.843	99.854	0.011
11	6	100.200	100.208	0.008
11	7	100.141	100.103	-0.038
11	8	100.103	100.040	-0.063
11	9	99.773	99.752	-0.021
11	10	99.748	99.693	-0.055
30	36	99.906	99.953	0.047
30	37	99.834	99.872	0.038
30	38	99.840	99.829	-0.011
30	39	100.176	100.193	0.017
30	40	99.767	99.784	0.017
31	15	99.794	99.647	-0.147
31	16	99.846	99.591	-0.255
31	17	100.036	99.840	-0.196
31	18	100.159	99.943	-0.216
31	19	99.860	99.660	-0.200
50	41	99.729	99.821	0.092
50	42	100.134	100.230	0.096
50	43	99.693	99.871	0.178
50	44	99.755	99.822	0.067
50	45	99.706	99.758	0.052
51	11	99.847	99.235	-0.612
51	12	100.185	99.832	-0.353
51	13	99.866	99.641	-0.225
51	14	100.087	99.948	-0.139
51	20	99.767	99.535	-0.232
100	46	100.112	100.126	0.014
100	47	99.739	99.829	0.090
100	48	99.975	100.009	0.034
100	49	99.777	99.817	0.040
100	50	99.689	99.784	0.095
101	21	100.172	100.131	-0.041
101	22	100.208	99.968	-0.240
101	23	100.126	100.048	-0.078



		28.141_ACCURACY/I_SS	
Test Site		Dallas	
Tester		ETS-364	
Test Number		EB6938	
Max Limit		101	uA
Min Limit		98.8	uA

krad(Si)	0	3	4	10	11	30	31	50	51	100	101
LL	98.800	98.800	98.800	98.800	98.800	98.800	98.800	98.800	98.800	98.800	98.800
Min	99.691	99.645	99.622	99.728	99.693	99.784	99.591	99.758	99.235	99.784	99.673
Average	99.804	99.741	99.689	99.906	99.959	99.926	99.736	99.900	99.638	99.913	99.908
Max	100.002	100.001	99.814	100.035	100.208	100.193	99.943	100.230	99.948	100.126	100.131
UL	101.000	101.000	101.000	101.000	101.000	101.000	101.000	101.000	101.000	101.000	101.000



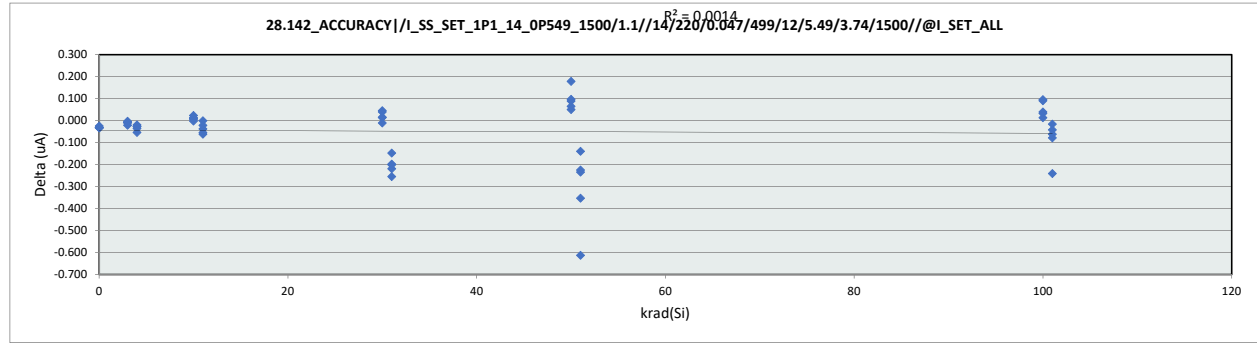
### HDR Report TPS7H1111-QMLP

101	24	99.788	99.722	-0.066
101	25	99.692	99.673	-0.019
	Max	100.208	100.230	0.178
	Average	99.877	99.829	-0.048
	Min	99.641	99.235	-0.612
	Std Dev	0.175	0.190	0.128

# HDR Report TPS7H1111-QMLP

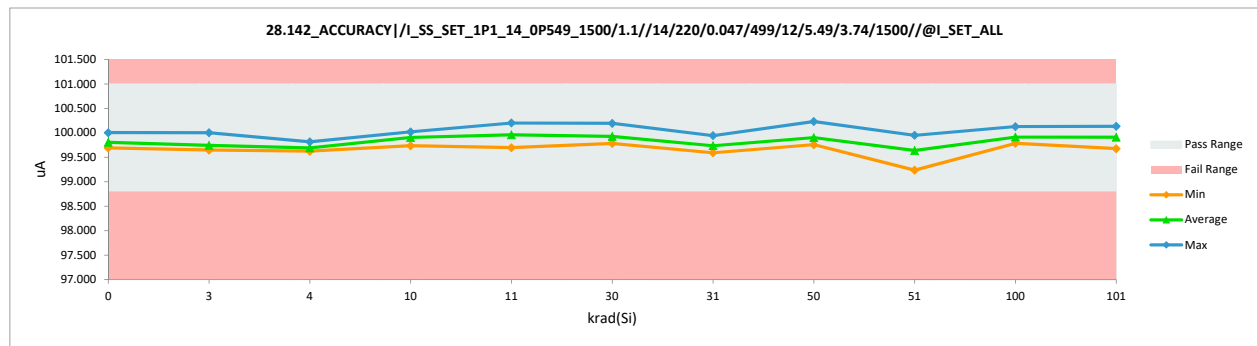
28.142_ACCURACY/I_SS		
Test Site	Dallas	Dallas
Tester	ETS-364	ETS-364
Test Number	EB6938	EB6938
Unit	uA	uA
Max Limit	101	101
Min Limit	98.8	98.8

krad(Si)	Serial #	Pre	Post	Delta
0	51	99.881	99.848	-0.033
0	52	99.727	99.695	-0.032
0	53	100.037	100.004	-0.033
0	54	99.716	99.691	-0.025
0	55	99.823	99.790	-0.033
3	26	99.706	99.696	-0.010
3	27	99.657	99.648	-0.009
3	28	100.024	100.003	-0.021
3	29	99.706	99.703	-0.003
3	30	99.676	99.668	-0.008
4	1	99.671	99.645	-0.026
4	2	99.708	99.681	-0.027
4	3	99.852	99.816	-0.036
4	4	99.748	99.694	-0.054
4	5	99.644	99.624	-0.020
10	31	99.738	99.736	-0.002
10	32	99.968	99.991	0.023
10	33	99.918	99.925	0.007
10	34	100.007	100.020	0.013
10	35	99.847	99.855	0.008
11	6	100.203	100.202	-0.001
11	7	100.144	100.106	-0.038
11	8	100.106	100.044	-0.062
11	9	99.777	99.755	-0.022
11	10	99.751	99.696	-0.055
30	36	99.909	99.954	0.045
30	37	99.835	99.874	0.039
30	38	99.842	99.831	-0.011
30	39	100.179	100.194	0.015
30	40	99.770	99.784	0.014
31	15	99.796	99.648	-0.148
31	16	99.849	99.594	-0.255
31	17	100.041	99.843	-0.198
31	18	100.163	99.944	-0.219
31	19	99.863	99.662	-0.201
50	41	99.732	99.821	0.089
50	42	100.136	100.233	0.097
50	43	99.695	99.873	0.178
50	44	99.759	99.824	0.065
50	45	99.709	99.759	0.050
51	11	99.851	99.238	-0.613
51	12	100.187	99.834	-0.353
51	13	99.868	99.643	-0.225
51	14	100.090	99.950	-0.140
51	20	99.771	99.537	-0.234
100	46	100.116	100.129	0.013
100	47	99.741	99.831	0.090
100	48	99.978	100.011	0.033
100	49	99.778	99.817	0.039
100	50	99.691	99.786	0.095
101	21	100.175	100.133	-0.042
101	22	100.212	99.971	-0.241
101	23	100.130	100.051	-0.079



28.142_ACCURACY/I_SS		
Test Site	Dallas	
Tester	ETS-364	
Test Number	EB6938	
Max Limit	101	uA
Min Limit	98.8	uA

krad(Si)	0	3	4	10	11	30	31	50	51	100	101
LL	98.800	98.800	98.800	98.800	98.800	98.800	98.800	98.800	98.800	98.800	98.800
Min	99.691	99.648	99.624	99.736	99.696	99.784	99.594	99.759	99.238	99.786	99.677
Average	99.806	99.744	99.692	99.905	99.961	99.927	99.738	99.902	99.640	99.915	99.912
Max	100.004	100.003	99.816	100.020	100.202	100.194	99.944	100.233	99.950	100.129	100.133
UL	101.000	101.000	101.000	101.000	101.000	101.000	101.000	101.000	101.000	101.000	101.000



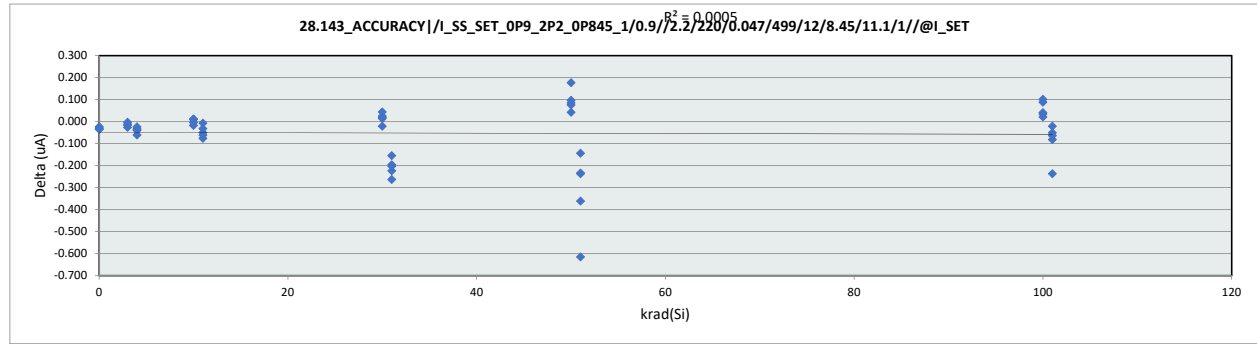
### HDR Report TPS7H1111-QMLP

101	24	99.789	99.727	-0.062
101	25	99.693	99.677	-0.016
	Max	100.212	100.233	0.178
	Average	99.880	99.831	-0.049
	Min	99.644	99.238	-0.613
	Std Dev	0.176	0.189	0.128

# HDR Report TPS7H1111-QMLP

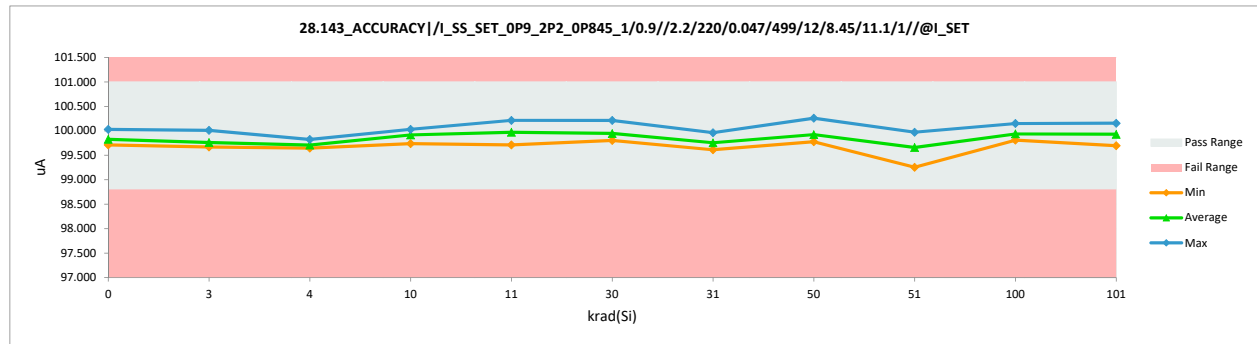
28.143_ACCURACY/I_SS		
Test Site	Dallas	Dallas
Tester	ETS-364	ETS-364
Test Number	EB6938	EB6938
Unit	uA	uA
Max Limit	101	101
Min Limit	98.8	98.8

krad(Si)	Serial #	Pre	Post	Delta
0	51	99.899	99.866	-0.033
0	52	99.746	99.711	-0.035
0	53	100.063	100.029	-0.034
0	54	99.736	99.713	-0.023
0	55	99.840	99.812	-0.028
3	26	99.726	99.713	-0.013
3	27	99.684	99.669	-0.015
3	28	100.035	100.009	-0.026
3	29	99.731	99.728	-0.003
3	30	99.700	99.686	-0.014
4	1	99.697	99.661	-0.036
4	2	99.732	99.699	-0.033
4	3	99.863	99.823	-0.040
4	4	99.771	99.710	-0.061
4	5	99.670	99.646	-0.024
10	31	99.755	99.738	-0.017
10	32	99.992	100.003	0.011
10	33	99.938	99.934	-0.004
10	34	100.020	100.030	0.010
10	35	99.861	99.872	0.011
11	6	100.221	100.214	-0.007
11	7	100.164	100.114	-0.050
11	8	100.138	100.062	-0.076
11	9	99.786	99.754	-0.032
11	10	99.773	99.711	-0.062
30	36	99.933	99.977	0.044
30	37	99.861	99.886	0.025
30	38	99.870	99.849	-0.021
30	39	100.198	100.212	0.014
30	40	99.784	99.803	0.019
31	15	99.817	99.662	-0.155
31	16	99.876	99.613	-0.263
31	17	100.061	99.865	-0.196
31	18	100.185	99.961	-0.224
31	19	99.884	99.681	-0.203
50	41	99.755	99.840	0.085
50	42	100.161	100.258	0.097
50	43	99.714	99.891	0.177
50	44	99.771	99.847	0.076
50	45	99.735	99.777	0.042
51	11	99.870	99.255	-0.615
51	12	100.214	99.853	-0.361
51	13	99.899	99.662	-0.237
51	14	100.115	99.971	-0.144
51	20	99.790	99.556	-0.234
100	46	100.129	100.150	0.021
100	47	99.768	99.856	0.088
100	48	99.995	100.036	0.041
100	49	99.799	99.833	0.034
100	50	99.708	99.809	0.101
101	21	100.205	100.154	-0.051
101	22	100.222	99.985	-0.237
101	23	100.152	100.070	-0.082



28.143_ACCURACY/I_SS		
Test Site	Dallas	
Tester	ETS-364	
Test Number	EB6938	
Max Limit	101	uA
Min Limit	98.8	uA

krad(Si)	0	3	4	10	11	30	31	50	51	100	101
LL	98.800	98.800	98.800	98.800	98.800	98.800	98.800	98.800	98.800	98.800	98.800
Min	99.711	99.669	99.646	99.738	99.711	99.803	99.613	99.777	99.255	99.809	99.695
Average	99.826	99.761	99.708	99.915	99.971	99.945	99.756	99.923	99.659	99.937	99.930
Max	100.029	100.009	99.823	100.030	100.214	100.212	99.961	100.258	99.971	100.150	100.154
UL	101.000	101.000	101.000	101.000	101.000	101.000	101.000	101.000	101.000	101.000	101.000



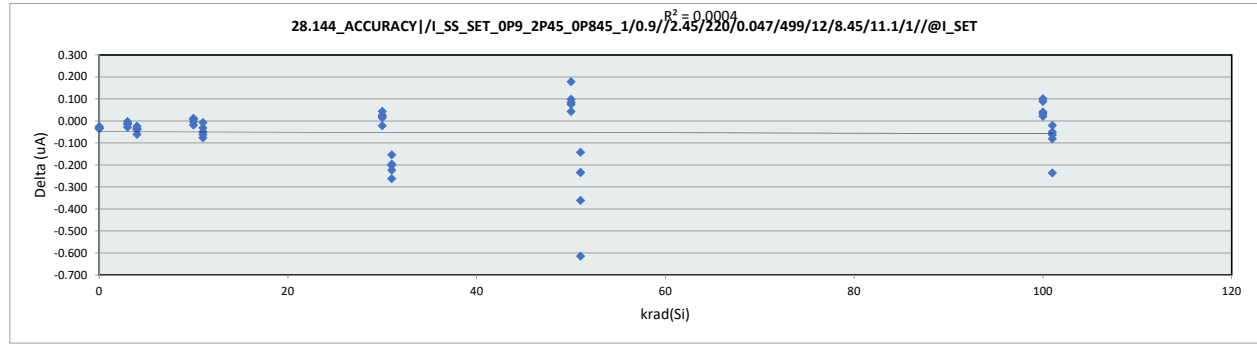
### HDR Report TPS7H1111-QMLP

101	24	99.808	99.744	-0.064
101	25	99.716	99.695	-0.021
	Max	100.222	100.258	0.177
	Average	99.901	99.848	-0.052
	Min	99.670	99.255	-0.615
	Std Dev	0.176	0.189	0.128

# HDR Report TPS7H1111-QMLP

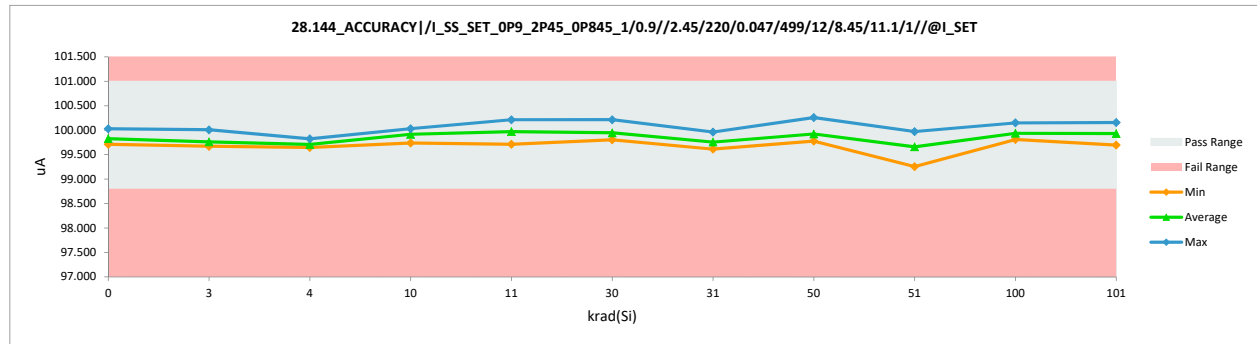
28.144_ACCURACY I_SS		
Test Site	Dallas	Dallas
Tester	ETS-364	ETS-364
Test Number	EB6938	EB6938
Unit	uA	uA
Max Limit	101	101
Min Limit	98.8	98.8

krad(Si)	Serial #	Pre	Post	Delta
0	51	99.899	99.865	-0.034
0	52	99.746	99.711	-0.035
0	53	100.063	100.029	-0.034
0	54	99.737	99.712	-0.025
0	55	99.840	99.812	-0.028
3	26	99.726	99.713	-0.013
3	27	99.683	99.670	-0.013
3	28	100.036	100.008	-0.028
3	29	99.731	99.728	-0.003
3	30	99.699	99.686	-0.013
4	1	99.698	99.661	-0.037
4	2	99.733	99.700	-0.033
4	3	99.862	99.823	-0.039
4	4	99.772	99.711	-0.061
4	5	99.670	99.646	-0.024
10	31	99.756	99.737	-0.019
10	32	99.993	100.004	0.011
10	33	99.938	99.934	-0.004
10	34	100.021	100.030	0.009
10	35	99.861	99.872	0.011
11	6	100.221	100.214	-0.007
11	7	100.164	100.115	-0.049
11	8	100.138	100.062	-0.076
11	9	99.786	99.755	-0.031
11	10	99.774	99.712	-0.062
30	36	99.933	99.977	0.044
30	37	99.861	99.887	0.026
30	38	99.871	99.849	-0.022
30	39	100.198	100.213	0.015
30	40	99.784	99.803	0.019
31	15	99.817	99.663	-0.154
31	16	99.876	99.614	-0.262
31	17	100.061	99.865	-0.196
31	18	100.185	99.961	-0.224
31	19	99.884	99.682	-0.202
50	41	99.756	99.840	0.084
50	42	100.161	100.259	0.098
50	43	99.714	99.892	0.178
50	44	99.771	99.847	0.076
50	45	99.734	99.777	0.043
51	11	99.869	99.255	-0.614
51	12	100.214	99.853	-0.361
51	13	99.899	99.664	-0.235
51	14	100.114	99.972	-0.142
51	20	99.790	99.556	-0.234
100	46	100.129	100.150	0.021
100	47	99.768	99.857	0.089
100	48	99.994	100.035	0.041
100	49	99.799	99.832	0.033
100	50	99.708	99.809	0.101
101	21	100.206	100.156	-0.050
101	22	100.222	99.986	-0.236
101	23	100.151	100.070	-0.081



28.144_ACCURACY I_SS		
Test Site	Dallas	
Tester	ETS-364	
Test Number	EB6938	
Max Limit	101	uA
Min Limit	98.8	uA

krad(Si)	0	3	4	10	11	30	31	50	51	100	101
LL	98.800	98.800	98.800	98.800	98.800	98.800	98.800	98.800	98.800	98.800	98.800
Min	99.711	99.670	99.646	99.737	99.712	99.803	99.614	99.777	99.255	99.809	99.695
Average	99.826	99.761	99.708	99.915	99.972	99.946	99.757	99.923	99.660	99.937	99.930
Max	100.029	100.008	99.823	100.030	100.214	100.213	99.961	100.259	99.972	100.150	100.156
UL	101.000	101.000	101.000	101.000	101.000	101.000	101.000	101.000	101.000	101.000	101.000



HDR Report  
TPS7H1111-QMLP

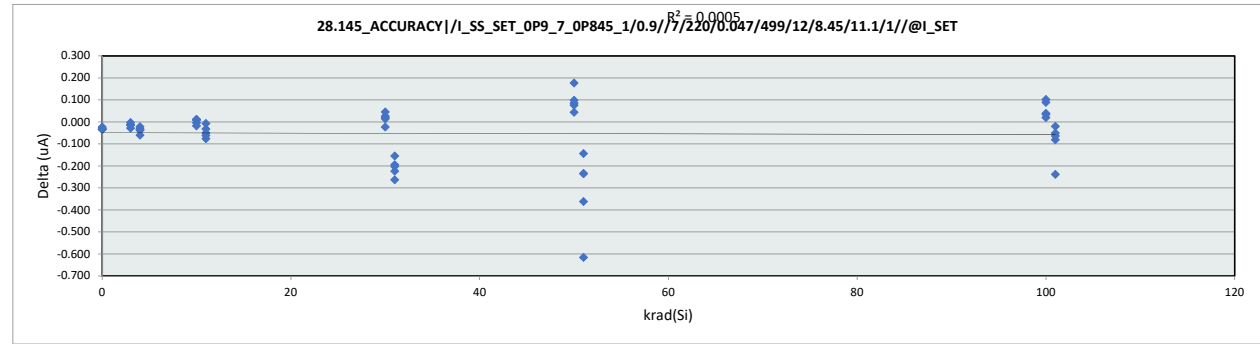
101	24	99.808	99.745	-0.063
101	25	99.715	99.695	-0.020
	Max	100.222	100.259	0.178
	Average	99.901	99.849	-0.052
	Min	99.670	99.255	-0.614
	Std Dev	0.176	0.189	0.128



# HDR Report TPS7H1111-QMLP

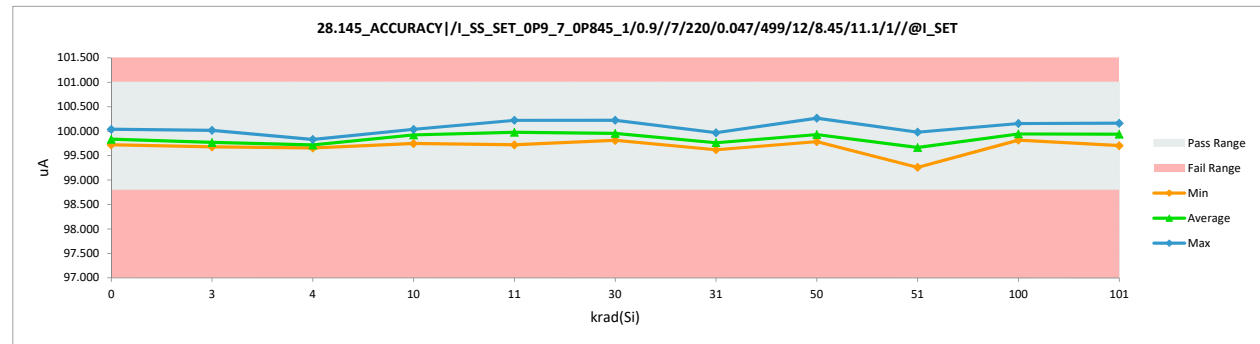
28.145_ACCURACY/I_SS		
Test Site	Dallas	Dallas
Tester	ETS-364	ETS-364
Test Number	EB6938	EB6938
Unit	uA	uA
Max Limit	101	101
Min Limit	98.8	98.8

krad(Si)	Serial #	Pre	Post	Delta
0	51	99.908	99.874	-0.034
0	52	99.754	99.720	-0.034
0	53	100.070	100.037	-0.033
0	54	99.744	99.721	-0.023
0	55	99.848	99.819	-0.029
3	26	99.734	99.721	-0.013
3	27	99.691	99.677	-0.014
3	28	100.043	100.015	-0.028
3	29	99.739	99.736	-0.003
3	30	99.707	99.693	-0.014
4	1	99.706	99.670	-0.036
4	2	99.740	99.708	-0.032
4	3	99.869	99.831	-0.038
4	4	99.777	99.717	-0.060
4	5	99.677	99.655	-0.022
10	31	99.763	99.745	-0.018
10	32	100.000	100.011	0.011
10	33	99.947	99.943	-0.004
10	34	100.029	100.037	0.008
10	35	99.868	99.880	0.012
11	6	100.228	100.221	-0.007
11	7	100.171	100.121	-0.050
11	8	100.145	100.069	-0.076
11	9	99.795	99.763	-0.032
11	10	99.781	99.719	-0.062
30	36	99.941	99.986	0.045
30	37	99.868	99.894	0.026
30	38	99.878	99.855	-0.023
30	39	100.207	100.221	0.014
30	40	99.791	99.811	0.020
31	15	99.826	99.671	-0.155
31	16	99.883	99.620	-0.263
31	17	100.067	99.872	-0.195
31	18	100.193	99.969	-0.224
31	19	99.892	99.689	-0.203
50	41	99.764	99.849	0.085
50	42	100.167	100.265	0.098
50	43	99.723	99.900	0.177
50	44	99.779	99.855	0.076
50	45	99.741	99.785	0.044
51	11	99.876	99.260	-0.616
51	12	100.222	99.860	-0.362
51	13	99.906	99.671	-0.235
51	14	100.123	99.979	-0.144
51	20	99.798	99.563	-0.235
100	46	100.137	100.157	0.020
100	47	99.775	99.864	0.089
100	48	100.001	100.040	0.039
100	49	99.807	99.841	0.034
100	50	99.715	99.817	0.102
101	21	100.212	100.161	-0.051
101	22	100.232	99.994	-0.238
101	23	100.158	100.077	-0.081



28.145_ACCURACY/I_SS		
Test Site	Dallas	
Tester	ETS-364	
Test Number	EB6938	
Max Limit	101	uA
Min Limit	98.8	uA

krad(Si)	0	3	4	10	11	30	31	50	51	100	101
LL	98.800	98.800	98.800	98.800	98.800	98.800	98.800	98.800	98.800	98.800	98.800
Min	99.720	99.677	99.655	99.745	99.719	99.811	99.620	99.785	99.260	99.817	99.703
Average	99.834	99.768	99.716	99.923	99.979	99.953	99.764	99.931	99.667	99.944	99.938
Max	100.037	100.015	99.831	100.037	100.221	100.221	99.969	100.265	99.979	100.157	100.161
UL	101.000	101.000	101.000	101.000	101.000	101.000	101.000	101.000	101.000	101.000	101.000

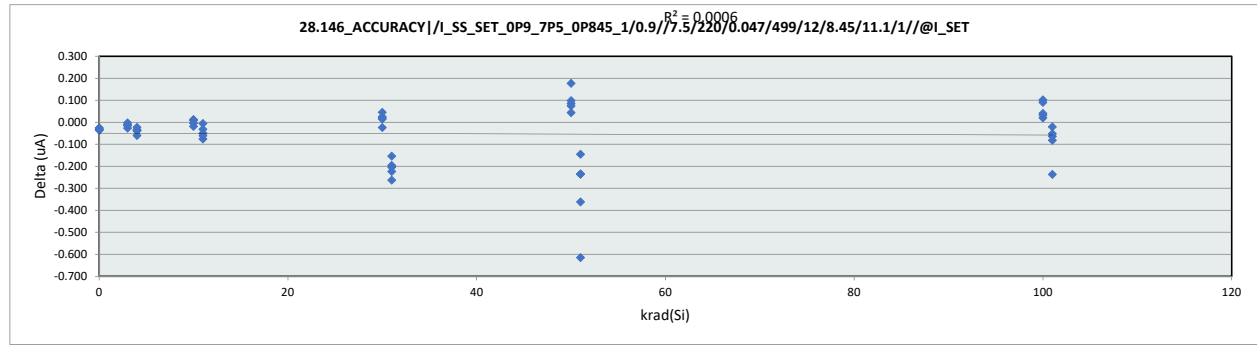


HDR Report  
TPS7H1111-QMLP

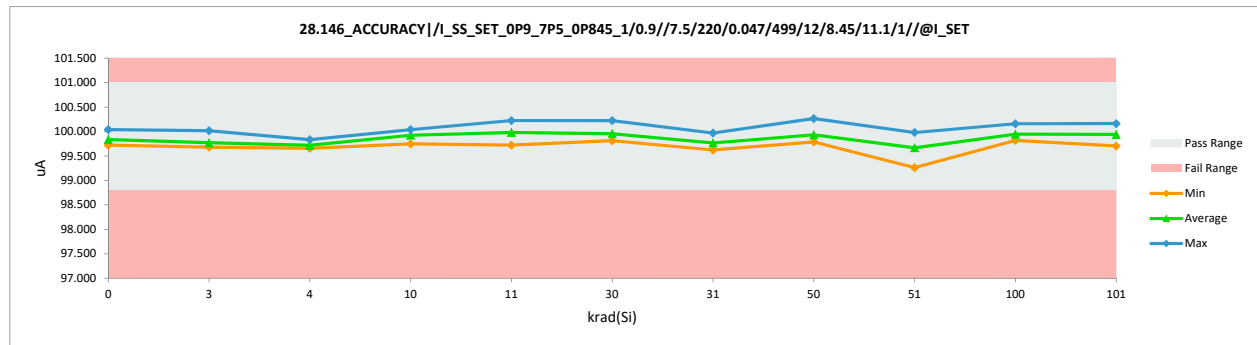
101	24	99.817	99.753	-0.064
101	25	99.723	99.703	-0.020
	Max	100.232	100.265	0.177
	Average	99.908	99.856	-0.052
	Min	99.677	99.260	-0.616
	Std Dev	0.176	0.189	0.129

# HDR Report TPS7H1111-QMLP

		28.146_ACCURACY /I_SS		
Test Site	Dallas	Dallas		
Tester	ETS-364	ETS-364		
Test Number	EB6938	EB6938		
Unit	uA	uA		
Max Limit	101	101		
Min Limit	98.8	98.8		
krad(Si)	Serial #	Pre	Post	Delta
0	51	99.908	99.875	-0.033
0	52	99.755	99.719	-0.036
0	53	100.072	100.038	-0.034
0	54	99.745	99.720	-0.025
0	55	99.848	99.820	-0.028
3	26	99.734	99.722	-0.012
3	27	99.691	99.678	-0.013
3	28	100.043	100.016	-0.027
3	29	99.740	99.737	-0.003
3	30	99.709	99.694	-0.015
4	1	99.706	99.670	-0.036
4	2	99.742	99.708	-0.034
4	3	99.871	99.832	-0.039
4	4	99.778	99.718	-0.060
4	5	99.679	99.656	-0.023
10	31	99.765	99.746	-0.019
10	32	100.001	100.012	0.011
10	33	99.947	99.943	-0.004
10	34	100.029	100.038	0.009
10	35	99.869	99.881	0.012
11	6	100.230	100.224	-0.006
11	7	100.172	100.122	-0.050
11	8	100.146	100.070	-0.076
11	9	99.797	99.765	-0.032
11	10	99.781	99.720	-0.061
30	36	99.942	99.987	0.045
30	37	99.870	99.895	0.025
30	38	99.880	99.856	-0.024
30	39	100.207	100.222	0.015
30	40	99.792	99.811	0.019
31	15	99.826	99.672	-0.154
31	16	99.884	99.621	-0.263
31	17	100.068	99.872	-0.196
31	18	100.193	99.969	-0.224
31	19	99.893	99.689	-0.204
50	41	99.765	99.850	0.085
50	42	100.168	100.266	0.098
50	43	99.724	99.901	0.177
50	44	99.781	99.855	0.074
50	45	99.743	99.787	0.044
51	11	99.877	99.262	-0.615
51	12	100.223	99.861	-0.362
51	13	99.907	99.671	-0.236
51	14	100.124	99.979	-0.145
51	20	99.798	99.563	-0.235
100	46	100.138	100.158	0.020
100	47	99.776	99.866	0.090
100	48	100.002	100.042	0.040
100	49	99.809	99.841	0.032
100	50	99.716	99.818	0.102
101	21	100.213	100.161	-0.052
101	22	100.233	99.996	-0.237
101	23	100.160	100.078	-0.082



		28.146_ACCURACY /I_SS									
Test Site	Dallas										
Tester	ETS-364										
Test Number	EB6938										
Max Limit	101	uA									
Min Limit	98.8	uA									
krad(Si)	0	3	4	10	11	30	31	50	51	100	101
LL	98.800	98.800	98.800	98.800	98.800	98.800	98.800	98.800	98.800	98.800	98.800
Min	99.719	99.678	99.656	99.746	99.720	99.811	99.621	99.787	99.262	99.818	99.703
Average	99.834	99.769	99.717	99.924	99.980	99.954	99.765	99.932	99.667	99.945	99.939
Max	100.038	100.016	99.832	100.038	100.224	100.222	99.969	100.266	99.979	100.158	100.161
UL	101.000	101.000	101.000	101.000	101.000	101.000	101.000	101.000	101.000	101.000	101.000



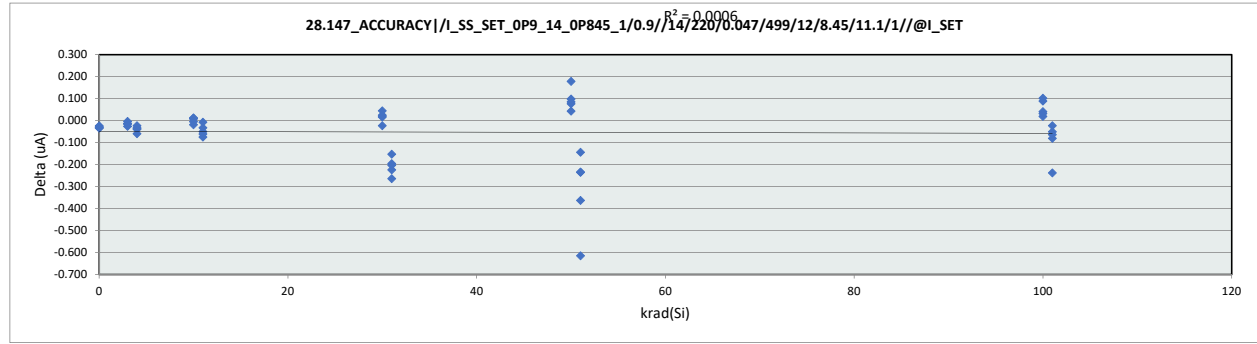
### HDR Report TPS7H1111-QMLP

101	24	99.819	99.755	-0.064
101	25	99.724	99.703	-0.021
	Max	100.233	100.266	0.177
	Average	99.909	99.857	-0.052
	Min	99.679	99.262	-0.615
	Std Dev	0.175	0.189	0.129

# HDR Report TPS7H1111-QMLP

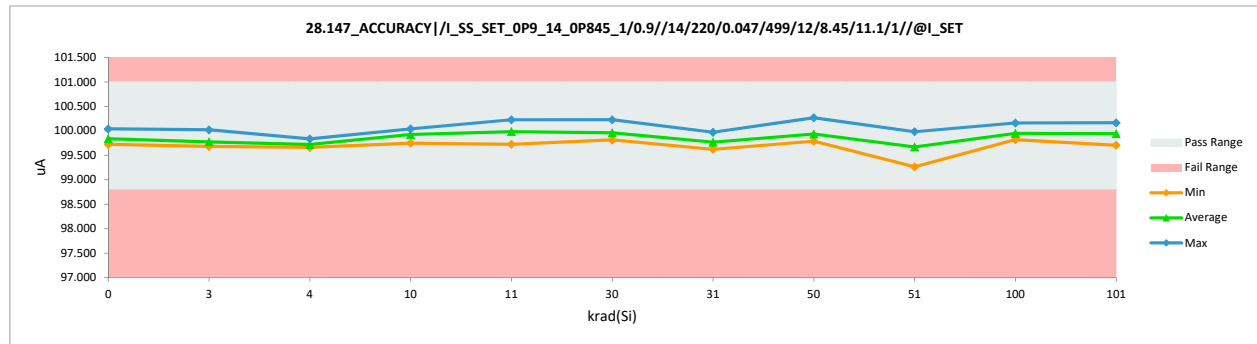
		28.147_ACCURACY I_SS	
Test Site		Dallas	Dallas
Tester		ETS-364	ETS-364
Test Number		EB6938	EB6938
Unit		uA	uA
Max Limit		101	101
Min Limit		98.8	98.8

krad(Si)	Serial #	Pre	Post	Delta
0	51	99.912	99.879	-0.033
0	52	99.757	99.723	-0.034
0	53	100.074	100.041	-0.033
0	54	99.747	99.723	-0.024
0	55	99.851	99.823	-0.028
3	26	99.739	99.725	-0.014
3	27	99.696	99.681	-0.015
3	28	100.046	100.020	-0.026
3	29	99.744	99.740	-0.004
3	30	99.712	99.698	-0.014
4	1	99.710	99.673	-0.037
4	2	99.744	99.711	-0.033
4	3	99.875	99.836	-0.039
4	4	99.781	99.721	-0.060
4	5	99.683	99.660	-0.023
10	31	99.767	99.748	-0.019
10	32	100.004	100.014	0.010
10	33	99.951	99.946	-0.005
10	34	100.033	100.041	0.008
10	35	99.871	99.883	0.012
11	6	100.233	100.226	-0.007
11	7	100.175	100.125	-0.050
11	8	100.149	100.074	-0.075
11	9	99.801	99.768	-0.033
11	10	99.785	99.724	-0.061
30	36	99.946	99.990	0.044
30	37	99.873	99.898	0.025
30	38	99.884	99.861	-0.023
30	39	100.210	100.226	0.016
30	40	99.795	99.815	0.020
31	15	99.829	99.676	-0.153
31	16	99.887	99.623	-0.264
31	17	100.072	99.876	-0.196
31	18	100.196	99.972	-0.224
31	19	99.896	99.693	-0.203
50	41	99.768	99.853	0.085
50	42	100.171	100.269	0.098
50	43	99.727	99.905	0.178
50	44	99.783	99.859	0.076
50	45	99.746	99.789	0.043
51	11	99.880	99.265	-0.615
51	12	100.227	99.864	-0.363
51	13	99.911	99.676	-0.235
51	14	100.127	99.983	-0.144
51	20	99.801	99.567	-0.234
100	46	100.142	100.161	0.019
100	47	99.780	99.869	0.089
100	48	100.004	100.045	0.041
100	49	99.812	99.844	0.032
100	50	99.719	99.821	0.102
101	21	100.216	100.165	-0.051
101	22	100.237	99.999	-0.238
101	23	100.162	100.081	-0.081



		28.147_ACCURACY I_SS	
Test Site		Dallas	Dallas
Tester		ETS-364	ETS-364
Test Number		EB6938	EB6938
Unit		uA	uA
Max Limit		101	101
Min Limit		98.8	98.8

krad(Si)	0	3	4	10	11	30	31	50	51	100	101
LL	98.800	98.800	98.800	98.800	98.800	98.800	98.800	98.800	98.800	98.800	98.800
Min	99.723	99.681	99.660	99.748	99.724	99.815	99.623	99.789	99.265	99.821	99.705
Average	99.838	99.773	99.720	99.926	99.983	99.958	99.768	99.935	99.671	99.948	99.942
Max	100.041	100.020	99.836	100.041	100.226	100.226	99.972	100.269	99.983	100.161	100.165
UL	101.000	101.000	101.000	101.000	101.000	101.000	101.000	101.000	101.000	101.000	101.000



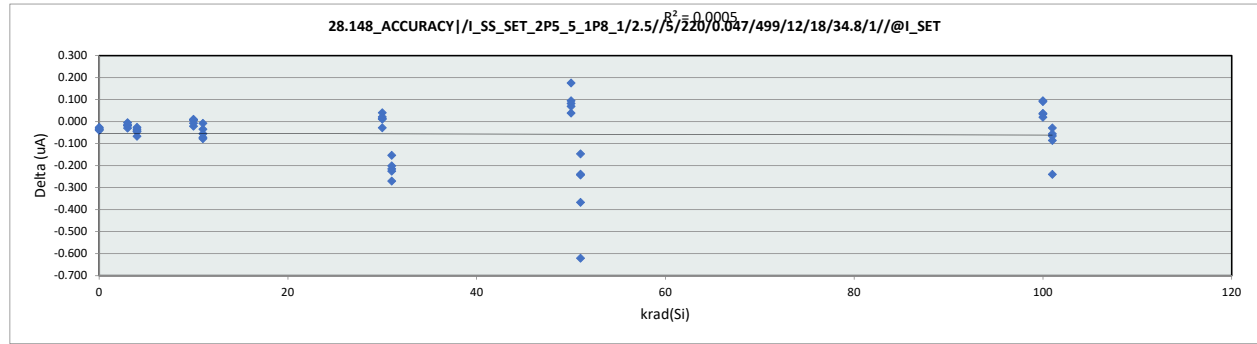
### HDR Report TPS7H1111-QMLP

101	24	99.822	99.758	-0.064
101	25	99.728	99.705	-0.023
	Max	100.237	100.269	0.178
	Average	99.913	99.860	-0.052
	Min	99.683	99.265	-0.615
	Std Dev	0.175	0.189	0.129

# HDR Report TPS7H1111-QMLP

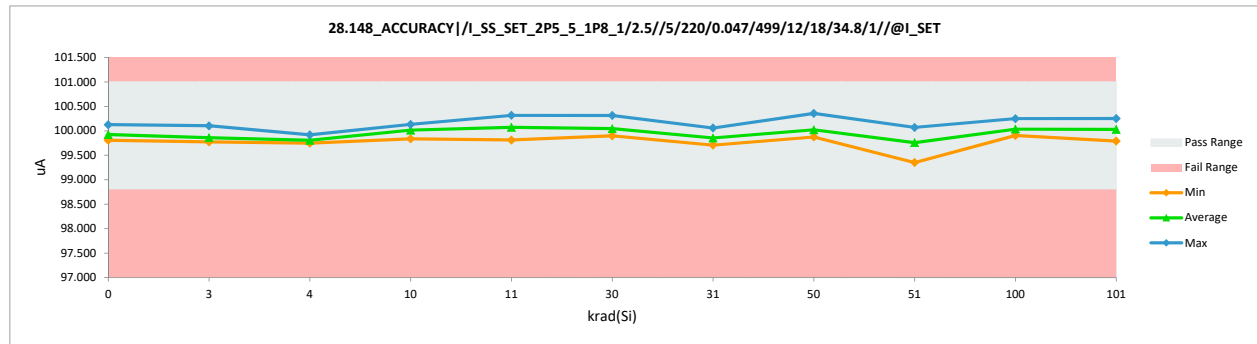
		28.148_ACCURACY I_SS	
Test Site		Dallas	Dallas
Tester		ETS-364	ETS-364
Test Number		EB6938	EB6938
Unit		uA	uA
Max Limit		101	101
Min Limit		98.8	98.8

krad(Si)	Serial #	Pre	Post	Delta
0	51	100.000	99.965	-0.035
0	52	99.847	99.807	-0.040
0	53	100.161	100.125	-0.036
0	54	99.836	99.810	-0.026
0	55	99.941	99.911	-0.030
3	26	99.826	99.809	-0.017
3	27	99.789	99.774	-0.015
3	28	100.133	100.103	-0.030
3	29	99.834	99.829	-0.005
3	30	99.801	99.782	-0.019
4	1	99.801	99.758	-0.043
4	2	99.833	99.798	-0.035
4	3	99.964	99.918	-0.046
4	4	99.874	99.807	-0.067
4	5	99.773	99.747	-0.026
10	31	99.856	99.835	-0.021
10	32	100.093	100.100	0.007
10	33	100.038	100.031	-0.007
10	34	100.122	100.132	0.010
10	35	99.963	99.971	0.008
11	6	100.325	100.317	-0.008
11	7	100.263	100.208	-0.055
11	8	100.243	100.165	-0.078
11	9	99.887	99.852	-0.035
11	10	99.883	99.811	-0.072
30	36	100.036	100.076	0.040
30	37	99.965	99.986	0.021
30	38	99.975	99.947	-0.028
30	39	100.300	100.314	0.014
30	40	99.887	99.898	0.011
31	15	99.915	99.762	-0.153
31	16	99.978	99.708	-0.270
31	17	100.163	99.962	-0.201
31	18	100.284	100.059	-0.225
31	19	99.994	99.779	-0.215
50	41	99.855	99.937	0.082
50	42	100.261	100.356	0.095
50	43	99.816	99.991	0.175
50	44	99.874	99.943	0.069
50	45	99.836	99.875	0.039
51	11	99.972	99.351	-0.621
51	12	100.315	99.948	-0.367
51	13	100.006	99.763	-0.243
51	14	100.217	100.070	-0.147
51	20	99.890	99.651	-0.239
100	46	100.229	100.249	0.020
100	47	99.868	99.959	0.091
100	48	100.093	100.130	0.037
100	49	99.896	99.930	0.034
100	50	99.810	99.905	0.095
101	21	100.308	100.252	-0.056
101	22	100.326	100.086	-0.240
101	23	100.255	100.169	-0.086



		28.148_ACCURACY I_SS	
Test Site		Dallas	Dallas
Tester		ETS-364	ETS-364
Test Number		EB6938	EB6938
Unit		uA	uA
Max Limit		101	101
Min Limit		98.8	98.8

krad(Si)	0	3	4	10	11	30	31	50	51	100	101
LL	98.800	98.800	98.800	98.800	98.800	98.800	98.800	98.800	98.800	98.800	98.800
Min	99.807	99.774	99.747	99.835	99.811	99.898	99.708	99.875	99.351	99.905	99.790
Average	99.924	99.859	99.806	100.014	100.071	100.044	99.854	100.020	99.757	100.035	100.028
Max	100.125	100.103	99.918	100.132	100.317	100.314	100.059	100.356	100.070	100.249	100.252
UL	101.000	101.000	101.000	101.000	101.000	101.000	101.000	101.000	101.000	101.000	101.000



### HDR Report TPS7H1111-QMLP

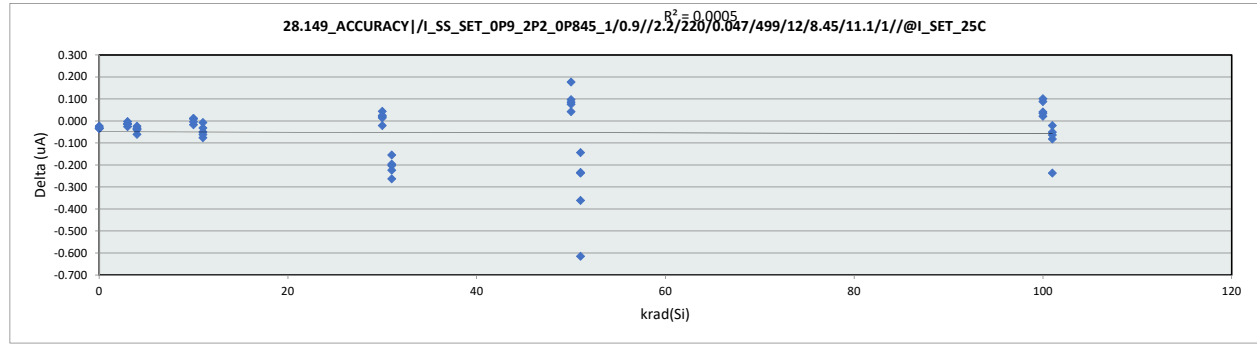
101	24	99.909	99.844	-0.065
101	25	99.819	99.790	-0.029
	Max	100.326	100.356	0.175
	Average	100.003	99.946	-0.056
	Min	99.773	99.351	-0.621
	Std Dev	0.175	0.190	0.129



# HDR Report TPS7H1111-QMLP

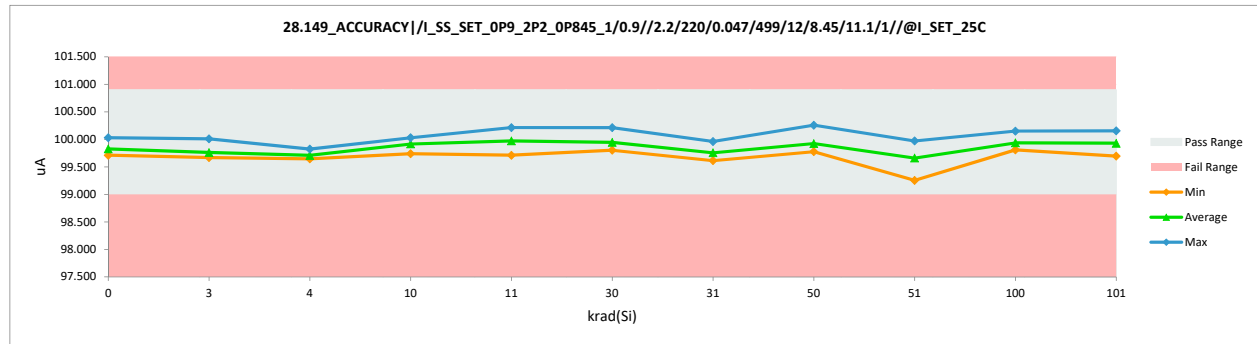
28.149_ACCURACY/I_SS		
Test Site	Dallas	Dallas
Tester	ETS-364	ETS-364
Test Number	EB6938	EB6938
Unit	uA	uA
Max Limit	100.9	100.9
Min Limit	99	99

krad(Si)	Serial #	Pre	Post	Delta
0	51	99.899	99.866	-0.033
0	52	99.746	99.711	-0.035
0	53	100.063	100.029	-0.034
0	54	99.736	99.713	-0.023
0	55	99.840	99.812	-0.028
3	26	99.726	99.713	-0.013
3	27	99.684	99.669	-0.015
3	28	100.035	100.009	-0.026
3	29	99.731	99.728	-0.003
3	30	99.700	99.686	-0.014
4	1	99.697	99.661	-0.036
4	2	99.732	99.699	-0.033
4	3	99.863	99.823	-0.040
4	4	99.771	99.710	-0.061
4	5	99.670	99.646	-0.024
10	31	99.755	99.738	-0.017
10	32	99.992	100.003	0.011
10	33	99.938	99.934	-0.004
10	34	100.020	100.030	0.010
10	35	99.861	99.872	0.011
11	6	100.221	100.214	-0.007
11	7	100.164	100.114	-0.050
11	8	100.138	100.062	-0.076
11	9	99.786	99.754	-0.032
11	10	99.773	99.711	-0.062
30	36	99.933	99.977	0.044
30	37	99.861	99.886	0.025
30	38	99.870	99.849	-0.021
30	39	100.198	100.212	0.014
30	40	99.784	99.803	0.019
31	15	99.817	99.662	-0.155
31	16	99.876	99.613	-0.263
31	17	100.061	99.865	-0.196
31	18	100.185	99.961	-0.224
31	19	99.884	99.681	-0.203
50	41	99.755	99.840	0.085
50	42	100.161	100.258	0.097
50	43	99.714	99.891	0.177
50	44	99.771	99.847	0.076
50	45	99.735	99.777	0.042
51	11	99.870	99.255	-0.615
51	12	100.214	99.853	-0.361
51	13	99.899	99.662	-0.237
51	14	100.115	99.971	-0.144
51	20	99.790	99.556	-0.234
100	46	100.129	100.150	0.021
100	47	99.768	99.856	0.088
100	48	99.995	100.036	0.041
100	49	99.799	99.833	0.034
100	50	99.708	99.809	0.101
101	21	100.205	100.154	-0.051
101	22	100.222	99.985	-0.237
101	23	100.152	100.070	-0.082



28.149_ACCURACY/I_SS		
Test Site	Dallas	
Tester	ETS-364	
Test Number	EB6938	
Max Limit	100.9	uA
Min Limit	99	uA

krad(Si)	0	3	4	10	11	30	31	50	51	100	101
LL	99.000	99.000	99.000	99.000	99.000	99.000	99.000	99.000	99.000	99.000	99.000
Min	99.711	99.669	99.646	99.738	99.711	99.803	99.613	99.777	99.255	99.809	99.695
Average	99.826	99.761	99.708	99.915	99.971	99.945	99.756	99.923	99.659	99.937	99.930
Max	100.029	100.009	99.823	100.030	100.214	100.212	99.961	100.258	99.971	100.150	100.154
UL	100.900	100.900	100.900	100.900	100.900	100.900	100.900	100.900	100.900	100.900	100.900



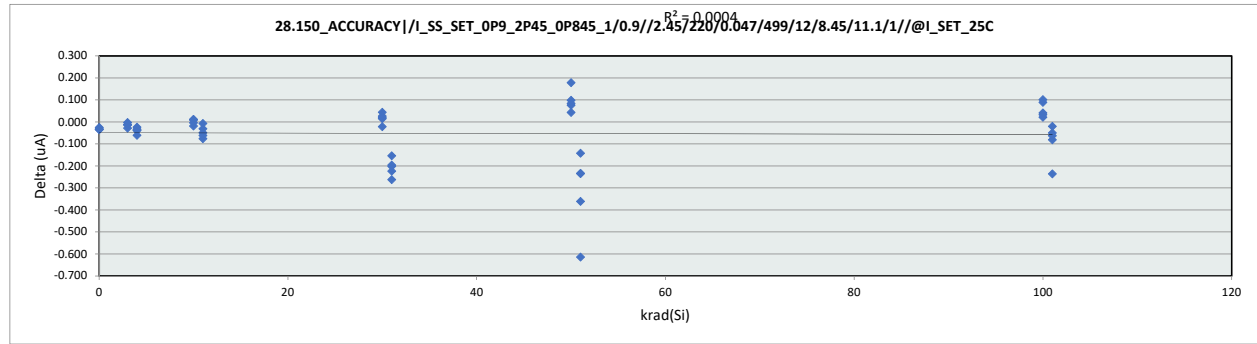
### HDR Report TPS7H1111-QMLP

101	24	99.808	99.744	-0.064
101	25	99.716	99.695	-0.021
	Max	100.222	100.258	0.177
	Average	99.901	99.848	-0.052
	Min	99.670	99.255	-0.615
	Std Dev	0.176	0.189	0.128

# HDR Report TPS7H1111-QMLP

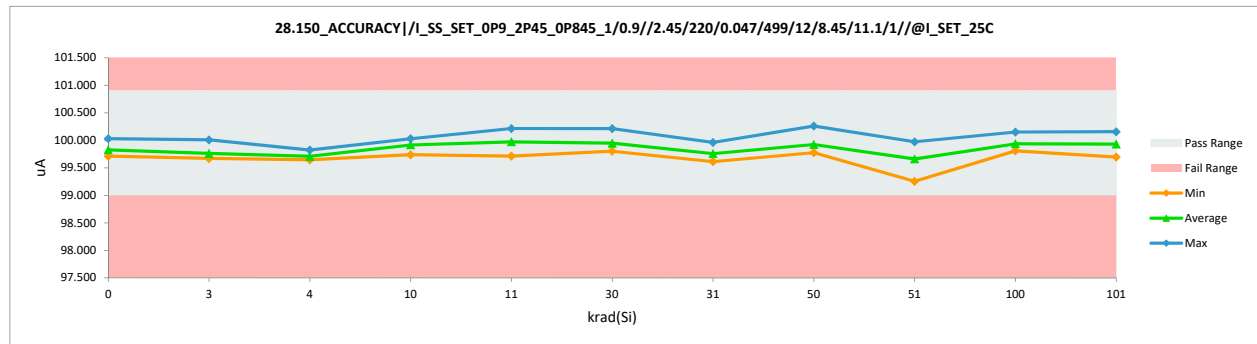
28.150_ACCURACY /I_SS		
Test Site	Dallas	Dallas
Tester	ETS-364	ETS-364
Test Number	EB6938	EB6938
Unit	uA	uA
Max Limit	100.9	100.9
Min Limit	99	99

krad(Si)	Serial #	Pre	Post	Delta
0	51	99.899	99.865	-0.034
0	52	99.746	99.711	-0.035
0	53	100.063	100.029	-0.034
0	54	99.737	99.712	-0.025
0	55	99.840	99.812	-0.028
3	26	99.726	99.713	-0.013
3	27	99.683	99.670	-0.013
3	28	100.036	100.008	-0.028
3	29	99.731	99.728	-0.003
3	30	99.699	99.686	-0.013
4	1	99.698	99.661	-0.037
4	2	99.733	99.700	-0.033
4	3	99.862	99.823	-0.039
4	4	99.772	99.711	-0.061
4	5	99.670	99.646	-0.024
10	31	99.756	99.737	-0.019
10	32	99.993	100.004	0.011
10	33	99.938	99.934	-0.004
10	34	100.021	100.030	0.009
10	35	99.861	99.872	0.011
11	6	100.221	100.214	-0.007
11	7	100.164	100.115	-0.049
11	8	100.138	100.062	-0.076
11	9	99.786	99.755	-0.031
11	10	99.774	99.712	-0.062
30	36	99.933	99.977	0.044
30	37	99.861	99.887	0.026
30	38	99.871	99.849	-0.022
30	39	100.198	100.213	0.015
30	40	99.784	99.803	0.019
31	15	99.817	99.663	-0.154
31	16	99.876	99.614	-0.262
31	17	100.061	99.865	-0.196
31	18	100.185	99.961	-0.224
31	19	99.884	99.682	-0.202
50	41	99.756	99.840	0.084
50	42	100.161	100.259	0.098
50	43	99.714	99.892	0.178
50	44	99.771	99.847	0.076
50	45	99.734	99.777	0.043
51	11	99.869	99.255	-0.614
51	12	100.214	99.853	-0.361
51	13	99.899	99.664	-0.235
51	14	100.114	99.972	-0.142
51	20	99.790	99.556	-0.234
100	46	100.129	100.150	0.021
100	47	99.768	99.857	0.089
100	48	99.994	100.035	0.041
100	49	99.799	99.832	0.033
100	50	99.708	99.809	0.101
101	21	100.206	100.156	-0.050
101	22	100.222	99.986	-0.236
101	23	100.151	100.070	-0.081



28.150_ACCURACY /I_SS		
Test Site	Dallas	
Tester	ETS-364	
Test Number	EB6938	
Max Limit	100.9	uA
Min Limit	99	uA

krad(Si)	0	3	4	10	11	30	31	50	51	100	101
LL	99.000	99.000	99.000	99.000	99.000	99.000	99.000	99.000	99.000	99.000	99.000
Min	99.711	99.670	99.646	99.737	99.712	99.803	99.614	99.777	99.255	99.809	99.695
Average	99.826	99.761	99.708	99.915	99.972	99.946	99.757	99.923	99.660	99.937	99.930
Max	100.029	100.008	99.823	100.030	100.214	100.213	99.961	100.259	99.972	100.150	100.156
UL	100.900	100.900	100.900	100.900	100.900	100.900	100.900	100.900	100.900	100.900	100.900



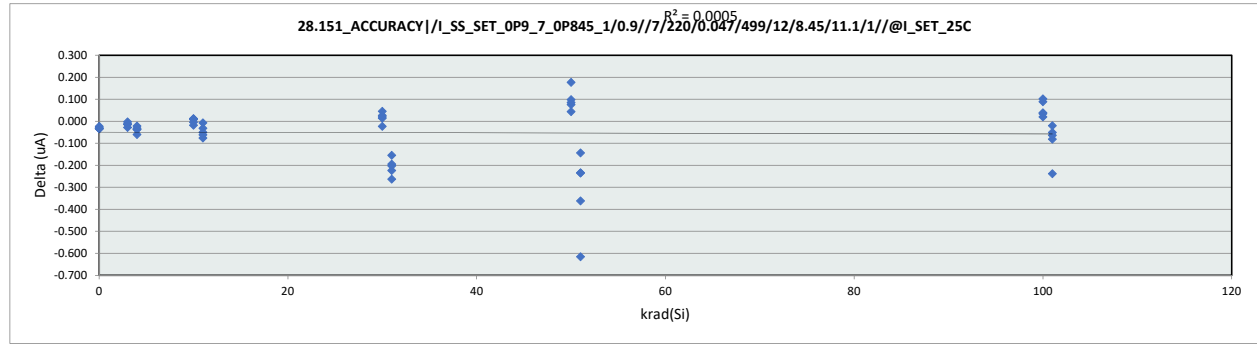
### HDR Report TPS7H1111-QMLP

101	24	99.808	99.745	-0.063
101	25	99.715	99.695	-0.020
	Max	100.222	100.259	0.178
	Average	99.901	99.849	-0.052
	Min	99.670	99.255	-0.614
	Std Dev	0.176	0.189	0.128

# HDR Report TPS7H1111-QMLP

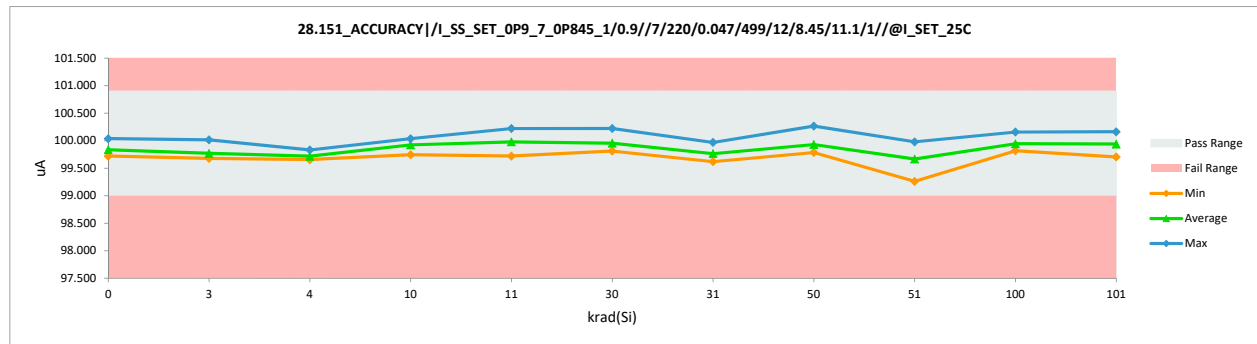
		28.151_ACCURACY/I_SS	
Test Site		Dallas	Dallas
Tester		ETS-364	ETS-364
Test Number		EB6938	EB6938
Unit		uA	uA
Max Limit		100.9	100.9
Min Limit		99	99

krad(Si)	Serial #	Pre	Post	Delta
0	51	99.908	99.874	-0.034
0	52	99.754	99.720	-0.034
0	53	100.070	100.037	-0.033
0	54	99.744	99.721	-0.023
0	55	99.848	99.819	-0.029
3	26	99.734	99.721	-0.013
3	27	99.691	99.677	-0.014
3	28	100.043	100.015	-0.028
3	29	99.739	99.736	-0.003
3	30	99.707	99.693	-0.014
4	1	99.706	99.670	-0.036
4	2	99.740	99.708	-0.032
4	3	99.869	99.831	-0.038
4	4	99.777	99.717	-0.060
4	5	99.677	99.655	-0.022
10	31	99.763	99.745	-0.018
10	32	100.000	100.011	0.011
10	33	99.947	99.943	-0.004
10	34	100.029	100.037	0.008
10	35	99.868	99.880	0.012
11	6	100.228	100.221	-0.007
11	7	100.171	100.121	-0.050
11	8	100.145	100.069	-0.076
11	9	99.795	99.763	-0.032
11	10	99.781	99.719	-0.062
30	36	99.941	99.986	0.045
30	37	99.868	99.894	0.026
30	38	99.878	99.855	-0.023
30	39	100.207	100.221	0.014
30	40	99.791	99.811	0.020
31	15	99.826	99.671	-0.155
31	16	99.883	99.620	-0.263
31	17	100.067	99.872	-0.195
31	18	100.193	99.969	-0.224
31	19	99.892	99.689	-0.203
50	41	99.764	99.849	0.085
50	42	100.167	100.265	0.098
50	43	99.723	99.900	0.177
50	44	99.779	99.855	0.076
50	45	99.741	99.785	0.044
51	11	99.876	99.260	-0.616
51	12	100.222	99.860	-0.362
51	13	99.906	99.671	-0.235
51	14	100.123	99.979	-0.144
51	20	99.798	99.563	-0.235
100	46	100.137	100.157	0.020
100	47	99.775	99.864	0.089
100	48	100.001	100.040	0.039
100	49	99.807	99.841	0.034
100	50	99.715	99.817	0.102
101	21	100.212	100.161	-0.051
101	22	100.232	99.994	-0.238
101	23	100.158	100.077	-0.081



		28.151_ACCURACY/I_SS	
Test Site		Dallas	Dallas
Tester		ETS-364	ETS-364
Test Number		EB6938	EB6938
Unit		uA	uA
Max Limit		100.9	100.9
Min Limit		99	99

krad(Si)	0	3	4	10	11	30	31	50	51	100	101
LL	99.000	99.000	99.000	99.000	99.000	99.000	99.000	99.000	99.000	99.000	99.000
Min	99.720	99.677	99.655	99.745	99.719	99.811	99.620	99.785	99.260	99.817	99.703
Average	99.834	99.768	99.716	99.923	99.979	99.953	99.764	99.931	99.667	99.944	99.938
Max	100.037	100.015	99.831	100.037	100.221	100.221	99.969	100.265	99.979	100.157	100.161
UL	100.900	100.900	100.900	100.900	100.900	100.900	100.900	100.900	100.900	100.900	100.900



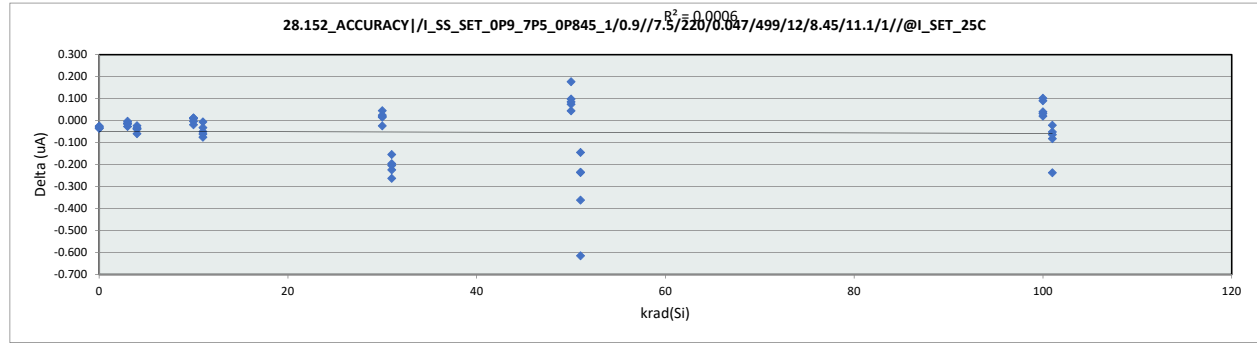
### HDR Report TPS7H1111-QMLP

101	24	99.817	99.753	-0.064
101	25	99.723	99.703	-0.020
	Max	100.232	100.265	0.177
	Average	99.908	99.856	-0.052
	Min	99.677	99.260	-0.616
	Std Dev	0.176	0.189	0.129

# HDR Report TPS7H1111-QMLP

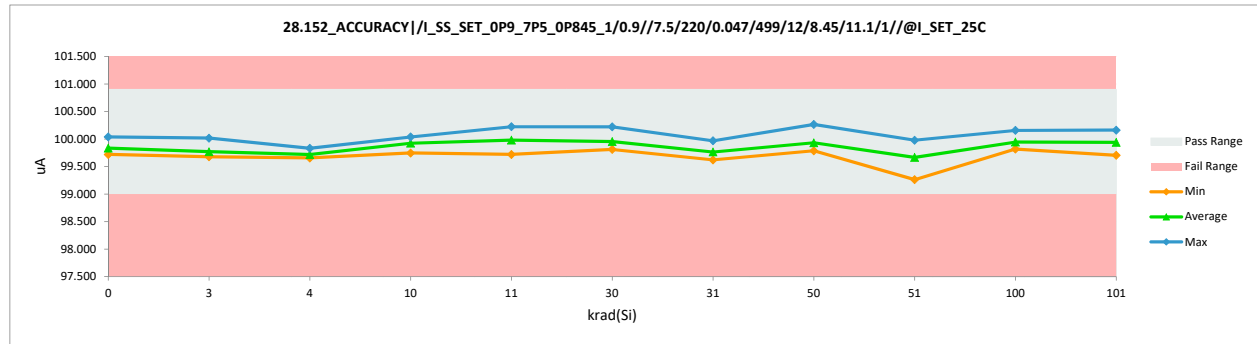
		28.152_ACCURACY/I_SS	
Test Site		Dallas	Dallas
Tester		ETS-364	ETS-364
Test Number		EB6938	EB6938
Unit		uA	uA
Max Limit		100.9	100.9
Min Limit		99	99

krad(Si)	Serial #	Pre	Post	Delta
0	51	99.908	99.875	-0.033
0	52	99.755	99.719	-0.036
0	53	100.072	100.038	-0.034
0	54	99.745	99.720	-0.025
0	55	99.848	99.820	-0.028
3	26	99.734	99.722	-0.012
3	27	99.691	99.678	-0.013
3	28	100.043	100.016	-0.027
3	29	99.740	99.737	-0.003
3	30	99.709	99.694	-0.015
4	1	99.706	99.670	-0.036
4	2	99.742	99.708	-0.034
4	3	99.871	99.832	-0.039
4	4	99.778	99.718	-0.060
4	5	99.679	99.656	-0.023
10	31	99.765	99.746	-0.019
10	32	100.001	100.012	0.011
10	33	99.947	99.943	-0.004
10	34	100.029	100.038	0.009
10	35	99.869	99.881	0.012
11	6	100.230	100.224	-0.006
11	7	100.172	100.122	-0.050
11	8	100.146	100.070	-0.076
11	9	99.797	99.765	-0.032
11	10	99.781	99.720	-0.061
30	36	99.942	99.987	0.045
30	37	99.870	99.895	0.025
30	38	99.880	99.856	-0.024
30	39	100.207	100.222	0.015
30	40	99.792	99.811	0.019
31	15	99.826	99.672	-0.154
31	16	99.884	99.621	-0.263
31	17	100.068	99.872	-0.196
31	18	100.193	99.969	-0.224
31	19	99.893	99.689	-0.204
50	41	99.765	99.850	0.085
50	42	100.168	100.266	0.098
50	43	99.724	99.901	0.177
50	44	99.781	99.855	0.074
50	45	99.743	99.787	0.044
51	11	99.877	99.262	-0.615
51	12	100.223	99.861	-0.362
51	13	99.907	99.671	-0.236
51	14	100.124	99.979	-0.145
51	20	99.798	99.563	-0.235
100	46	100.138	100.158	0.020
100	47	99.776	99.866	0.090
100	48	100.002	100.042	0.040
100	49	99.809	99.841	0.032
100	50	99.716	99.818	0.102
101	21	100.213	100.161	-0.052
101	22	100.233	99.996	-0.237
101	23	100.160	100.078	-0.082



		28.152_ACCURACY/I_SS	
Test Site		Dallas	Dallas
Tester		ETS-364	ETS-364
Test Number		EB6938	EB6938
Unit		uA	uA
Max Limit		100.9	100.9
Min Limit		99	99

krad(Si)	0	3	4	10	11	30	31	50	51	100	101
LL	99.000	99.000	99.000	99.000	99.000	99.000	99.000	99.000	99.000	99.000	99.000
Min	99.719	99.678	99.656	99.746	99.720	99.811	99.621	99.787	99.262	99.818	99.703
Average	99.834	99.769	99.717	99.924	99.980	99.954	99.765	99.932	99.667	99.945	99.939
Max	100.038	100.016	99.832	100.038	100.224	100.222	99.969	100.266	99.979	100.158	100.161
UL	100.900	100.900	100.900	100.900	100.900	100.900	100.900	100.900	100.900	100.900	100.900



### HDR Report TPS7H1111-QMLP

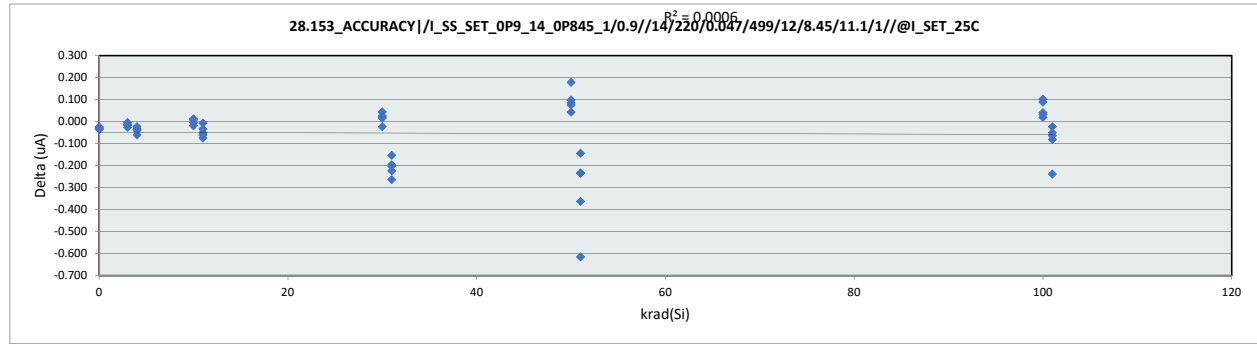
101	24	99.819	99.755	-0.064
101	25	99.724	99.703	-0.021
	Max	100.233	100.266	0.177
	Average	99.909	99.857	-0.052
	Min	99.679	99.262	-0.615
	Std Dev	0.175	0.189	0.129



# HDR Report TPS7H1111-QMLP

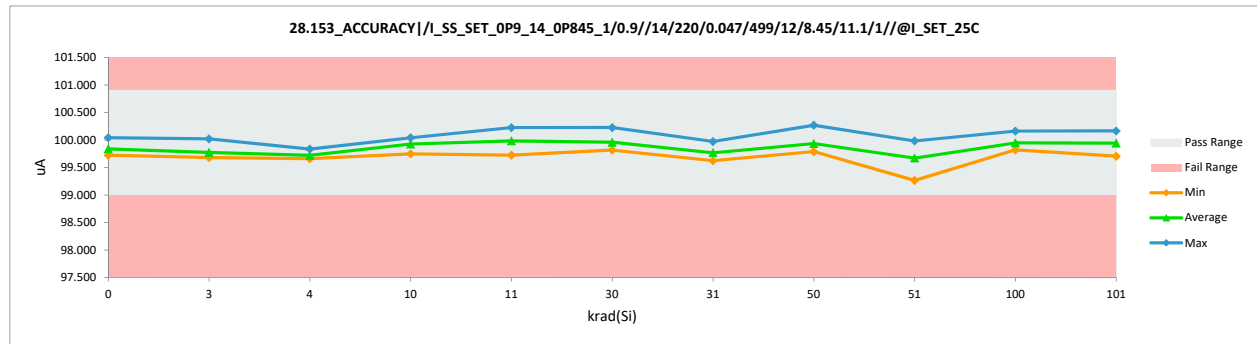
28.153_ACCURACY/I_SS		
Test Site	Dallas	Dallas
Tester	ETS-364	ETS-364
Test Number	EB6938	EB6938
Unit	uA	uA
Max Limit	100.9	100.9
Min Limit	99	99

krad(Si)	Serial #	Pre	Post	Delta
0	51	99.912	99.879	-0.033
0	52	99.757	99.723	-0.034
0	53	100.074	100.041	-0.033
0	54	99.747	99.723	-0.024
0	55	99.851	99.823	-0.028
3	26	99.739	99.725	-0.014
3	27	99.696	99.681	-0.015
3	28	100.046	100.020	-0.026
3	29	99.744	99.740	-0.004
3	30	99.712	99.698	-0.014
4	1	99.710	99.673	-0.037
4	2	99.744	99.711	-0.033
4	3	99.875	99.836	-0.039
4	4	99.781	99.721	-0.060
4	5	99.683	99.660	-0.023
10	31	99.767	99.748	-0.019
10	32	100.004	100.014	0.010
10	33	99.951	99.946	-0.005
10	34	100.033	100.041	0.008
10	35	99.871	99.883	0.012
11	6	100.233	100.226	-0.007
11	7	100.175	100.125	-0.050
11	8	100.149	100.074	-0.075
11	9	99.801	99.768	-0.033
11	10	99.785	99.724	-0.061
30	36	99.946	99.990	0.044
30	37	99.873	99.898	0.025
30	38	99.884	99.861	-0.023
30	39	100.210	100.226	0.016
30	40	99.795	99.815	0.020
31	15	99.829	99.676	-0.153
31	16	99.887	99.623	-0.264
31	17	100.072	99.876	-0.196
31	18	100.196	99.972	-0.224
31	19	99.896	99.693	-0.203
50	41	99.768	99.853	0.085
50	42	100.171	100.269	0.098
50	43	99.727	99.905	0.178
50	44	99.783	99.859	0.076
50	45	99.746	99.789	0.043
51	11	99.880	99.265	-0.615
51	12	100.227	99.864	-0.363
51	13	99.911	99.676	-0.235
51	14	100.127	99.983	-0.144
51	20	99.801	99.567	-0.234
100	46	100.142	100.161	0.019
100	47	99.780	99.869	0.089
100	48	100.004	100.045	0.041
100	49	99.812	99.844	0.032
100	50	99.719	99.821	0.102
101	21	100.216	100.165	-0.051
101	22	100.237	99.999	-0.238
101	23	100.162	100.081	-0.081



28.153_ACCURACY/I_SS		
Test Site	Dallas	
Tester	ETS-364	
Test Number	EB6938	
Max Limit	100.9	uA
Min Limit	99	uA

krad(Si)	0	3	4	10	11	30	31	50	51	100	101
LL	99.000	99.000	99.000	99.000	99.000	99.000	99.000	99.000	99.000	99.000	99.000
Min	99.723	99.681	99.660	99.748	99.724	99.815	99.623	99.789	99.265	99.821	99.705
Average	99.838	99.773	99.720	99.926	99.983	99.958	99.768	99.935	99.671	99.948	99.942
Max	100.041	100.020	99.836	100.041	100.226	100.226	99.972	100.269	99.983	100.161	100.165
UL	100.900	100.900	100.900	100.900	100.900	100.900	100.900	100.900	100.900	100.900	100.900



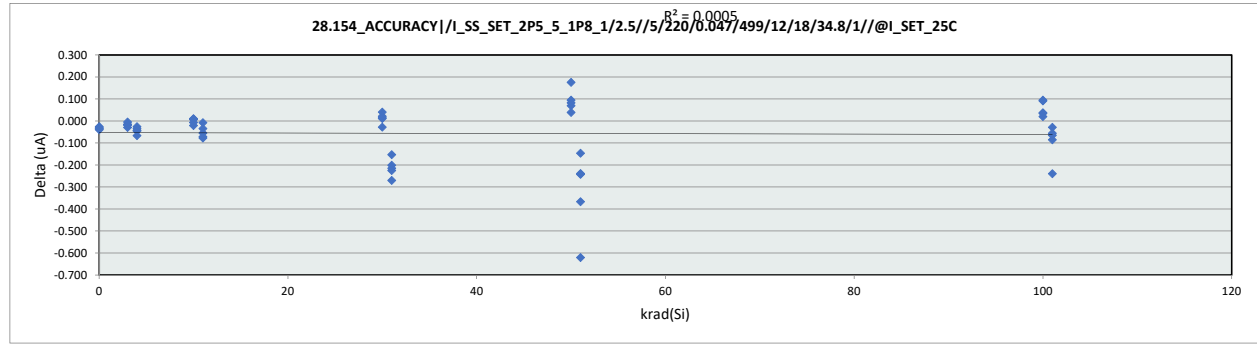
### HDR Report TPS7H1111-QMLP

101	24	99.822	99.758	-0.064
101	25	99.728	99.705	-0.023
	Max	100.237	100.269	0.178
	Average	99.913	99.860	-0.052
	Min	99.683	99.265	-0.615
	Std Dev	0.175	0.189	0.129

# HDR Report TPS7H1111-QMLP

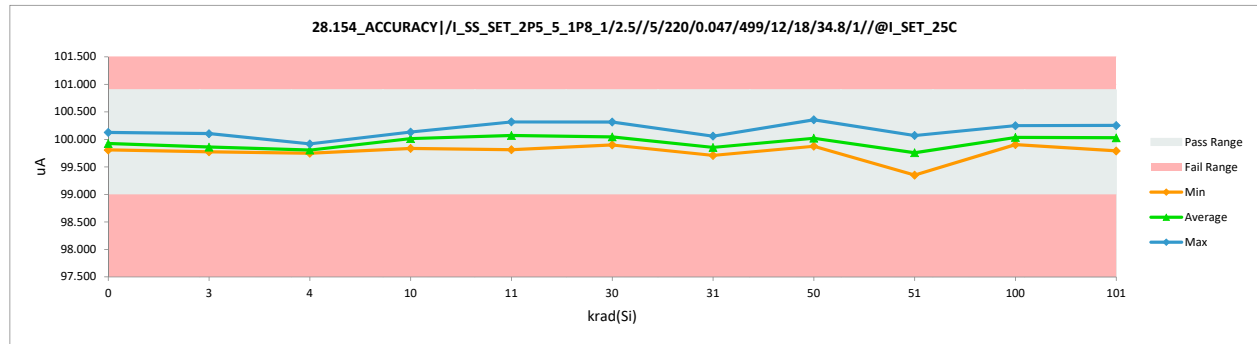
28.154_ACCURACY /I_SS		
Test Site	Dallas	Dallas
Tester	ETS-364	ETS-364
Test Number	EB6938	EB6938
Unit	uA	uA
Max Limit	100.9	100.9
Min Limit	99	99

krad(Si)	Serial #	Pre	Post	Delta
0	51	100.000	99.965	-0.035
0	52	99.847	99.807	-0.040
0	53	100.161	100.125	-0.036
0	54	99.836	99.810	-0.026
0	55	99.941	99.911	-0.030
3	26	99.826	99.809	-0.017
3	27	99.789	99.774	-0.015
3	28	100.133	100.103	-0.030
3	29	99.834	99.829	-0.005
3	30	99.801	99.782	-0.019
4	1	99.801	99.758	-0.043
4	2	99.833	99.798	-0.035
4	3	99.964	99.918	-0.046
4	4	99.874	99.807	-0.067
4	5	99.773	99.747	-0.026
10	31	99.856	99.835	-0.021
10	32	100.093	100.100	0.007
10	33	100.038	100.031	-0.007
10	34	100.122	100.132	0.010
10	35	99.963	99.971	0.008
11	6	100.325	100.317	-0.008
11	7	100.263	100.208	-0.055
11	8	100.243	100.165	-0.078
11	9	99.887	99.852	-0.035
11	10	99.883	99.811	-0.072
30	36	100.036	100.076	0.040
30	37	99.965	99.986	0.021
30	38	99.975	99.947	-0.028
30	39	100.300	100.314	0.014
30	40	99.887	99.898	0.011
31	15	99.915	99.762	-0.153
31	16	99.978	99.708	-0.270
31	17	100.163	99.962	-0.201
31	18	100.284	100.059	-0.225
31	19	99.994	99.779	-0.215
50	41	99.855	99.937	0.082
50	42	100.261	100.356	0.095
50	43	99.816	99.991	0.175
50	44	99.874	99.943	0.069
50	45	99.836	99.875	0.039
51	11	99.972	99.351	-0.621
51	12	100.315	99.948	-0.367
51	13	100.006	99.763	-0.243
51	14	100.217	100.070	-0.147
51	20	99.890	99.651	-0.239
100	46	100.229	100.249	0.020
100	47	99.868	99.959	0.091
100	48	100.093	100.130	0.037
100	49	99.896	99.930	0.034
100	50	99.810	99.905	0.095
101	21	100.308	100.252	-0.056
101	22	100.326	100.086	-0.240
101	23	100.255	100.169	-0.086



28.154_ACCURACY		
Test Site	Dallas	
Tester	ETS-364	
Test Number	EB6938	
Max Limit	100.9	uA
Min Limit	99	uA

krad(Si)	0	3	4	10	11	30	31	50	51	100	101
LL	99.000	99.000	99.000	99.000	99.000	99.000	99.000	99.000	99.000	99.000	99.000
Min	99.807	99.774	99.747	99.835	99.811	99.898	99.708	99.875	99.351	99.905	99.790
Average	99.924	99.859	99.806	100.014	100.071	100.044	99.854	100.020	99.757	100.035	100.028
Max	100.125	100.103	99.918	100.132	100.317	100.314	100.059	100.356	100.070	100.249	100.252
UL	100.900	100.900	100.900	100.900	100.900	100.900	100.900	100.900	100.900	100.900	100.900



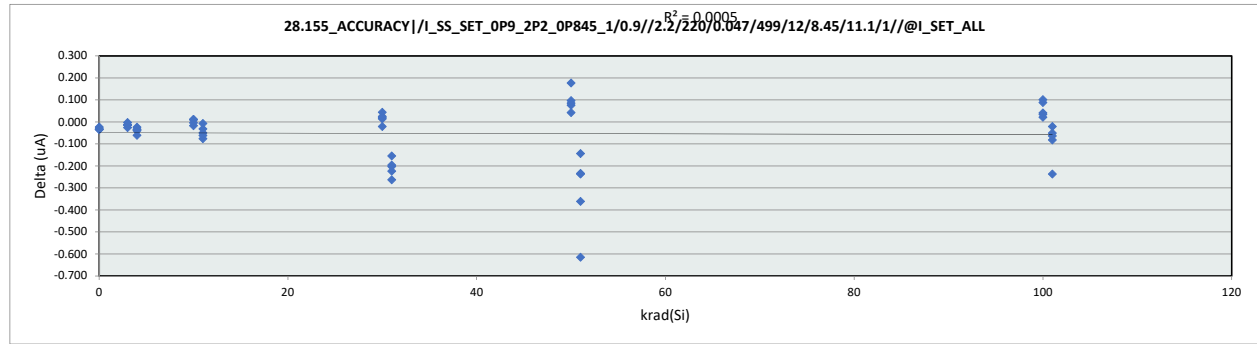
HDR Report  
TPS7H1111-QMLP

101	24	99.909	99.844	-0.065
101	25	99.819	99.790	-0.029
	Max	100.326	100.356	0.175
	Average	100.003	99.946	-0.056
	Min	99.773	99.351	-0.621
	Std Dev	0.175	0.190	0.129

# HDR Report TPS7H1111-QMLP

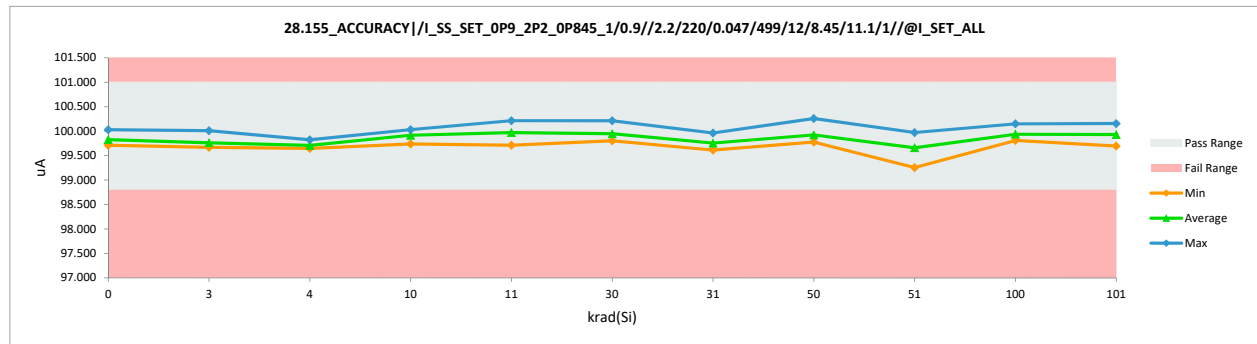
28.155_ACCURACY/I_SS		
Test Site	Dallas	Dallas
Tester	ETS-364	ETS-364
Test Number	EB6938	EB6938
Unit	uA	uA
Max Limit	101	101
Min Limit	98.8	98.8

krad(Si)	Serial #	Pre	Post	Delta
0	51	99.899	99.866	-0.033
0	52	99.746	99.711	-0.035
0	53	100.063	100.029	-0.034
0	54	99.736	99.713	-0.023
0	55	99.840	99.812	-0.028
3	26	99.726	99.713	-0.013
3	27	99.684	99.669	-0.015
3	28	100.035	100.009	-0.026
3	29	99.731	99.728	-0.003
3	30	99.700	99.686	-0.014
4	1	99.697	99.661	-0.036
4	2	99.732	99.699	-0.033
4	3	99.863	99.823	-0.040
4	4	99.771	99.710	-0.061
4	5	99.670	99.646	-0.024
10	31	99.755	99.738	-0.017
10	32	99.992	100.003	0.011
10	33	99.938	99.934	-0.004
10	34	100.020	100.030	0.010
10	35	99.861	99.872	0.011
11	6	100.221	100.214	-0.007
11	7	100.164	100.114	-0.050
11	8	100.138	100.062	-0.076
11	9	99.786	99.754	-0.032
11	10	99.773	99.711	-0.062
30	36	99.933	99.977	0.044
30	37	99.861	99.886	0.025
30	38	99.870	99.849	-0.021
30	39	100.198	100.212	0.014
30	40	99.784	99.803	0.019
31	15	99.817	99.662	-0.155
31	16	99.876	99.613	-0.263
31	17	100.061	99.865	-0.196
31	18	100.185	99.961	-0.224
31	19	99.884	99.681	-0.203
50	41	99.755	99.840	0.085
50	42	100.161	100.258	0.097
50	43	99.714	99.891	0.177
50	44	99.771	99.847	0.076
50	45	99.735	99.777	0.042
51	11	99.870	99.255	-0.615
51	12	100.214	99.853	-0.361
51	13	99.899	99.662	-0.237
51	14	100.115	99.971	-0.144
51	20	99.790	99.556	-0.234
100	46	100.129	100.150	0.021
100	47	99.768	99.856	0.088
100	48	99.995	100.036	0.041
100	49	99.799	99.833	0.034
100	50	99.708	99.809	0.101
101	21	100.205	100.154	-0.051
101	22	100.222	99.985	-0.237
101	23	100.152	100.070	-0.082



28.155_ACCURACY/I_SS		
Test Site	Dallas	
Tester	ETS-364	
Test Number	EB6938	
Max Limit	101	uA
Min Limit	98.8	uA

krad(Si)	0	3	4	10	11	30	31	50	51	100	101
LL	98.800	98.800	98.800	98.800	98.800	98.800	98.800	98.800	98.800	98.800	98.800
Min	99.711	99.669	99.646	99.738	99.711	99.803	99.613	99.777	99.255	99.809	99.695
Average	99.826	99.761	99.708	99.915	99.971	99.945	99.756	99.923	99.659	99.937	99.930
Max	100.029	100.009	99.823	100.030	100.214	100.212	99.961	100.258	99.971	100.150	100.154
UL	101.000	101.000	101.000	101.000	101.000	101.000	101.000	101.000	101.000	101.000	101.000



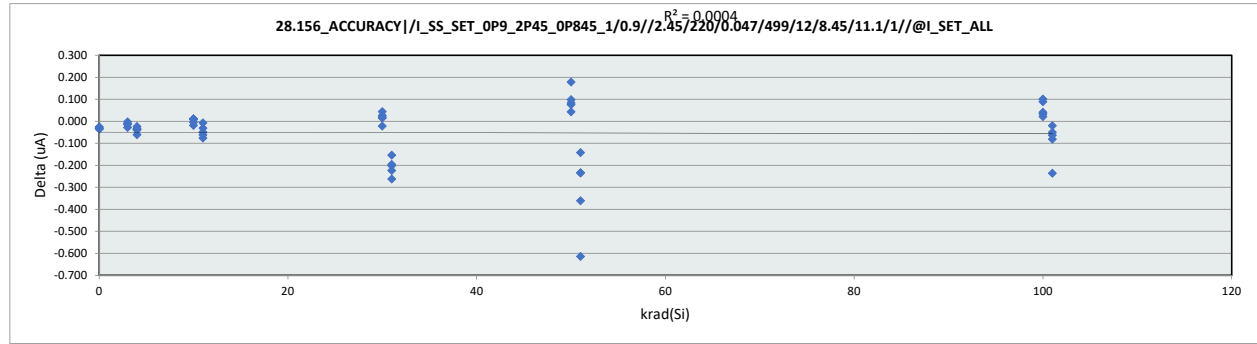
### HDR Report TPS7H1111-QMLP

101	24	99.808	99.744	-0.064
101	25	99.716	99.695	-0.021
	Max	100.222	100.258	0.177
	Average	99.901	99.848	-0.052
	Min	99.670	99.255	-0.615
	Std Dev	0.176	0.189	0.128

# HDR Report TPS7H1111-QMLP

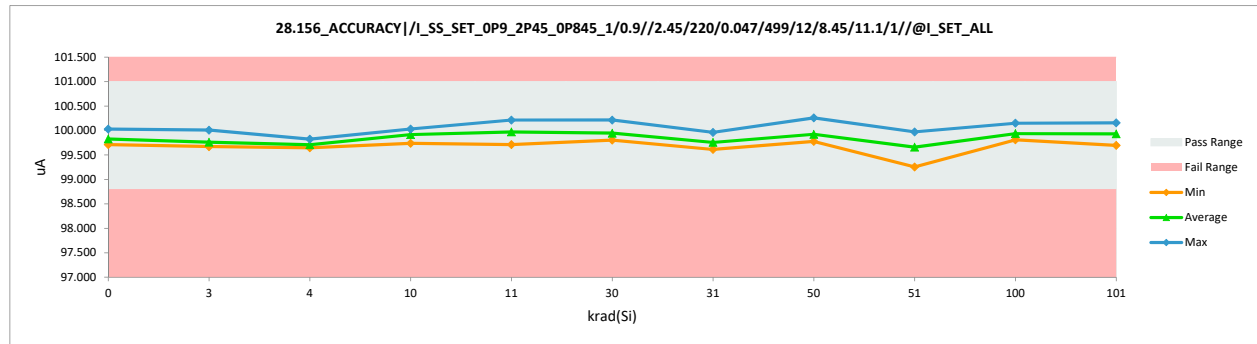
28.156_ACCURACY /I_SS		
Test Site	Dallas	Dallas
Tester	ETS-364	ETS-364
Test Number	EB6938	EB6938
Unit	uA	uA
Max Limit	101	101
Min Limit	98.8	98.8

krad(Si)	Serial #	Pre	Post	Delta
0	51	99.899	99.865	-0.034
0	52	99.746	99.711	-0.035
0	53	100.063	100.029	-0.034
0	54	99.737	99.712	-0.025
0	55	99.840	99.812	-0.028
3	26	99.726	99.713	-0.013
3	27	99.683	99.670	-0.013
3	28	100.036	100.008	-0.028
3	29	99.731	99.728	-0.003
3	30	99.699	99.686	-0.013
4	1	99.698	99.661	-0.037
4	2	99.733	99.700	-0.033
4	3	99.862	99.823	-0.039
4	4	99.772	99.711	-0.061
4	5	99.670	99.646	-0.024
10	31	99.756	99.737	-0.019
10	32	99.993	100.004	0.011
10	33	99.938	99.934	-0.004
10	34	100.021	100.030	0.009
10	35	99.861	99.872	0.011
11	6	100.221	100.214	-0.007
11	7	100.164	100.115	-0.049
11	8	100.138	100.062	-0.076
11	9	99.786	99.755	-0.031
11	10	99.774	99.712	-0.062
30	36	99.933	99.977	0.044
30	37	99.861	99.887	0.026
30	38	99.871	99.849	-0.022
30	39	100.198	100.213	0.015
30	40	99.784	99.803	0.019
31	15	99.817	99.663	-0.154
31	16	99.876	99.614	-0.262
31	17	100.061	99.865	-0.196
31	18	100.185	99.961	-0.224
31	19	99.884	99.682	-0.202
50	41	99.756	99.840	0.084
50	42	100.161	100.259	0.098
50	43	99.714	99.892	0.178
50	44	99.771	99.847	0.076
50	45	99.734	99.777	0.043
51	11	99.869	99.255	-0.614
51	12	100.214	99.853	-0.361
51	13	99.899	99.664	-0.235
51	14	100.114	99.972	-0.142
51	20	99.790	99.556	-0.234
100	46	100.129	100.150	0.021
100	47	99.768	99.857	0.089
100	48	99.994	100.035	0.041
100	49	99.799	99.832	0.033
100	50	99.708	99.809	0.101
101	21	100.206	100.156	-0.050
101	22	100.222	99.986	-0.236
101	23	100.151	100.070	-0.081



28.156_ACCURACY /I_SS		
Test Site	Dallas	
Tester	ETS-364	
Test Number	EB6938	
Max Limit	101	uA
Min Limit	98.8	uA

krad(Si)	0	3	4	10	11	30	31	50	51	100	101
LL	98.800	98.800	98.800	98.800	98.800	98.800	98.800	98.800	98.800	98.800	98.800
Min	99.711	99.670	99.646	99.737	99.712	99.803	99.614	99.777	99.255	99.809	99.695
Average	99.826	99.761	99.708	99.915	99.972	99.946	99.757	99.923	99.660	99.937	99.930
Max	100.029	100.008	99.823	100.030	100.214	100.213	99.961	100.259	99.972	100.150	100.156
UL	101.000	101.000	101.000	101.000	101.000	101.000	101.000	101.000	101.000	101.000	101.000



### HDR Report TPS7H1111-QMLP

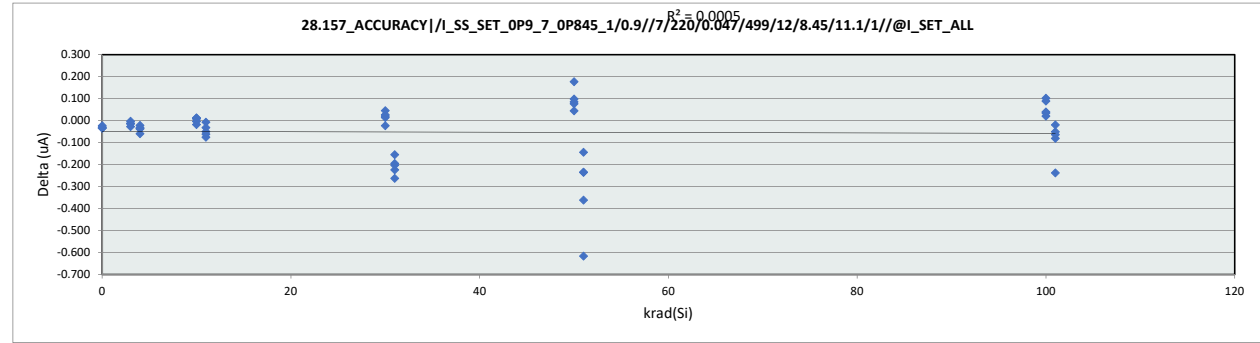
101	24	99.808	99.745	-0.063
101	25	99.715	99.695	-0.020
	Max	100.222	100.259	0.178
	Average	99.901	99.849	-0.052
	Min	99.670	99.255	-0.614
	Std Dev	0.176	0.189	0.128



# HDR Report TPS7H1111-QMLP

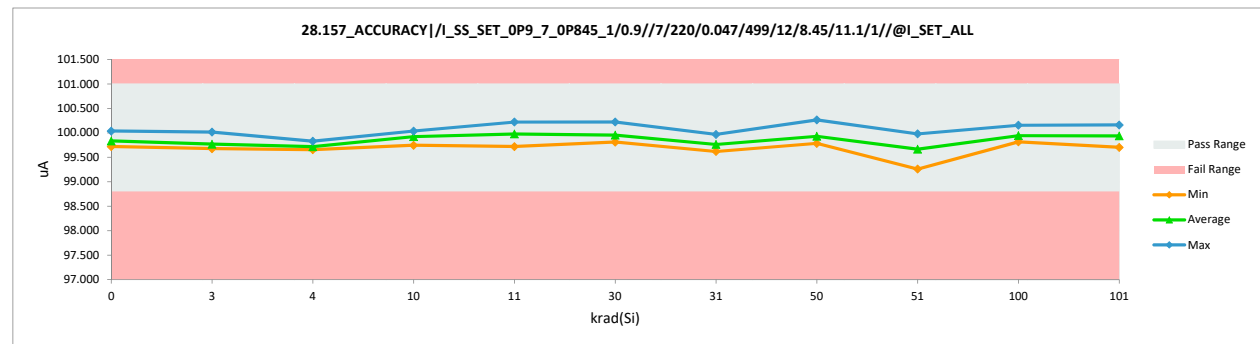
		28.157_ACCURACY/I_SS	
Test Site		Dallas	Dallas
Tester		ETS-364	ETS-364
Test Number		EB6938	EB6938
Unit		uA	uA
Max Limit		101	101
Min Limit		98.8	98.8

krad(Si)	Serial #	Pre	Post	Delta
0	51	99.908	99.874	-0.034
0	52	99.754	99.720	-0.034
0	53	100.070	100.037	-0.033
0	54	99.744	99.721	-0.023
0	55	99.848	99.819	-0.029
3	26	99.734	99.721	-0.013
3	27	99.691	99.677	-0.014
3	28	100.043	100.015	-0.028
3	29	99.739	99.736	-0.003
3	30	99.707	99.693	-0.014
4	1	99.706	99.670	-0.036
4	2	99.740	99.708	-0.032
4	3	99.869	99.831	-0.038
4	4	99.777	99.717	-0.060
4	5	99.677	99.655	-0.022
10	31	99.763	99.745	-0.018
10	32	100.000	100.011	0.011
10	33	99.947	99.943	-0.004
10	34	100.029	100.037	0.008
10	35	99.868	99.880	0.012
11	6	100.228	100.221	-0.007
11	7	100.171	100.121	-0.050
11	8	100.145	100.069	-0.076
11	9	99.795	99.763	-0.032
11	10	99.781	99.719	-0.062
30	36	99.941	99.986	0.045
30	37	99.868	99.894	0.026
30	38	99.878	99.855	-0.023
30	39	100.207	100.221	0.014
30	40	99.791	99.811	0.020
31	15	99.826	99.671	-0.155
31	16	99.883	99.620	-0.263
31	17	100.067	99.872	-0.195
31	18	100.193	99.969	-0.224
31	19	99.892	99.689	-0.203
50	41	99.764	99.849	0.085
50	42	100.167	100.265	0.098
50	43	99.723	99.900	0.177
50	44	99.779	99.855	0.076
50	45	99.741	99.785	0.044
51	11	99.876	99.260	-0.616
51	12	100.222	99.860	-0.362
51	13	99.906	99.671	-0.235
51	14	100.123	99.979	-0.144
51	20	99.798	99.563	-0.235
100	46	100.137	100.157	0.020
100	47	99.775	99.864	0.089
100	48	100.001	100.040	0.039
100	49	99.807	99.841	0.034
100	50	99.715	99.817	0.102
101	21	100.212	100.161	-0.051
101	22	100.232	99.994	-0.238
101	23	100.158	100.077	-0.081



		28.157_ACCURACY/I_SS	
Test Site		Dallas	Dallas
Tester		ETS-364	ETS-364
Test Number		EB6938	EB6938
Unit		uA	uA
Max Limit		101	101
Min Limit		98.8	98.8

krad(Si)	0	3	4	10	11	30	31	50	51	100	101
LL	98.800	98.800	98.800	98.800	98.800	98.800	98.800	98.800	98.800	98.800	98.800
Min	99.720	99.677	99.655	99.745	99.719	99.811	99.620	99.785	99.260	99.817	99.703
Average	99.834	99.768	99.716	99.923	99.979	99.953	99.764	99.931	99.667	99.944	99.938
Max	100.037	100.015	99.831	100.037	100.221	100.221	99.969	100.265	99.979	100.157	100.161
UL	101.000	101.000	101.000	101.000	101.000	101.000	101.000	101.000	101.000	101.000	101.000



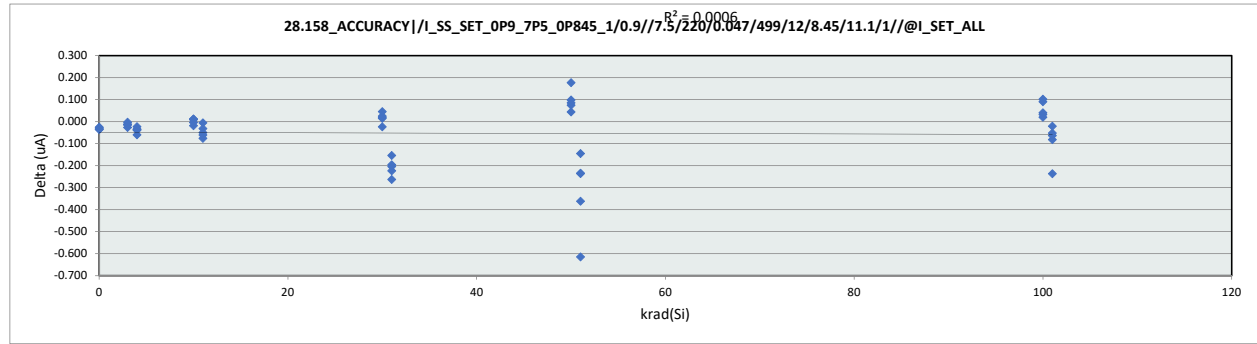
### HDR Report TPS7H1111-QMLP

101	24	99.817	99.753	-0.064
101	25	99.723	99.703	-0.020
	Max	100.232	100.265	0.177
	Average	99.908	99.856	-0.052
	Min	99.677	99.260	-0.616
	Std Dev	0.176	0.189	0.129

# HDR Report TPS7H1111-QMLP

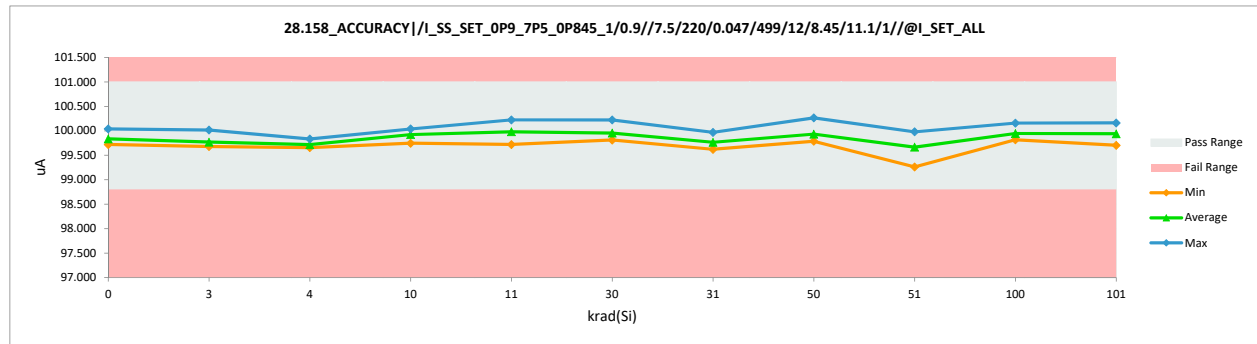
28.158_ACCURACY/I_SS		
Test Site	Dallas	Dallas
Tester	ETS-364	ETS-364
Test Number	EB6938	EB6938
Unit	uA	uA
Max Limit	101	101
Min Limit	98.8	98.8

krad(Si)	Serial #	Pre	Post	Delta
0	51	99.908	99.875	-0.033
0	52	99.755	99.719	-0.036
0	53	100.072	100.038	-0.034
0	54	99.745	99.720	-0.025
0	55	99.848	99.820	-0.028
3	26	99.734	99.722	-0.012
3	27	99.691	99.678	-0.013
3	28	100.043	100.016	-0.027
3	29	99.740	99.737	-0.003
3	30	99.709	99.694	-0.015
4	1	99.706	99.670	-0.036
4	2	99.742	99.708	-0.034
4	3	99.871	99.832	-0.039
4	4	99.778	99.718	-0.060
4	5	99.679	99.656	-0.023
10	31	99.765	99.746	-0.019
10	32	100.001	100.012	0.011
10	33	99.947	99.943	-0.004
10	34	100.029	100.038	0.009
10	35	99.869	99.881	0.012
11	6	100.230	100.224	-0.006
11	7	100.172	100.122	-0.050
11	8	100.146	100.070	-0.076
11	9	99.797	99.765	-0.032
11	10	99.781	99.720	-0.061
30	36	99.942	99.987	0.045
30	37	99.870	99.895	0.025
30	38	99.880	99.856	-0.024
30	39	100.207	100.222	0.015
30	40	99.792	99.811	0.019
31	15	99.826	99.672	-0.154
31	16	99.884	99.621	-0.263
31	17	100.068	99.872	-0.196
31	18	100.193	99.969	-0.224
31	19	99.893	99.689	-0.204
50	41	99.765	99.850	0.085
50	42	100.168	100.266	0.098
50	43	99.724	99.901	0.177
50	44	99.781	99.855	0.074
50	45	99.743	99.787	0.044
51	11	99.877	99.262	-0.615
51	12	100.223	99.861	-0.362
51	13	99.907	99.671	-0.236
51	14	100.124	99.979	-0.145
51	20	99.798	99.563	-0.235
100	46	100.138	100.158	0.020
100	47	99.776	99.866	0.090
100	48	100.002	100.042	0.040
100	49	99.809	99.841	0.032
100	50	99.716	99.818	0.102
101	21	100.213	100.161	-0.052
101	22	100.233	99.996	-0.237
101	23	100.160	100.078	-0.082



28.158_ACCURACY/I_SS		
Test Site	Dallas	
Tester	ETS-364	
Test Number	EB6938	
Max Limit	101	uA
Min Limit	98.8	uA

krad(Si)	0	3	4	10	11	30	31	50	51	100	101
LL	98.800	98.800	98.800	98.800	98.800	98.800	98.800	98.800	98.800	98.800	98.800
Min	99.719	99.678	99.656	99.746	99.720	99.811	99.621	99.787	99.262	99.818	99.703
Average	99.834	99.769	99.717	99.924	99.980	99.954	99.765	99.932	99.667	99.945	99.939
Max	100.038	100.016	99.832	100.038	100.224	100.222	99.969	100.266	99.979	100.158	100.161
UL	101.000	101.000	101.000	101.000	101.000	101.000	101.000	101.000	101.000	101.000	101.000



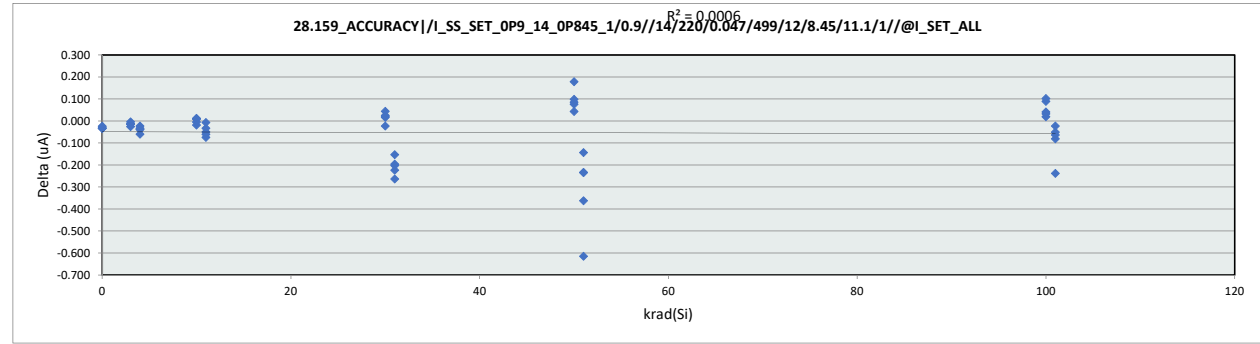
HDR Report  
TPS7H1111-QMLP

101	24	99.819	99.755	-0.064
101	25	99.724	99.703	-0.021
	Max	100.233	100.266	0.177
	Average	99.909	99.857	-0.052
	Min	99.679	99.262	-0.615
	Std Dev	0.175	0.189	0.129

# HDR Report TPS7H1111-QMLP

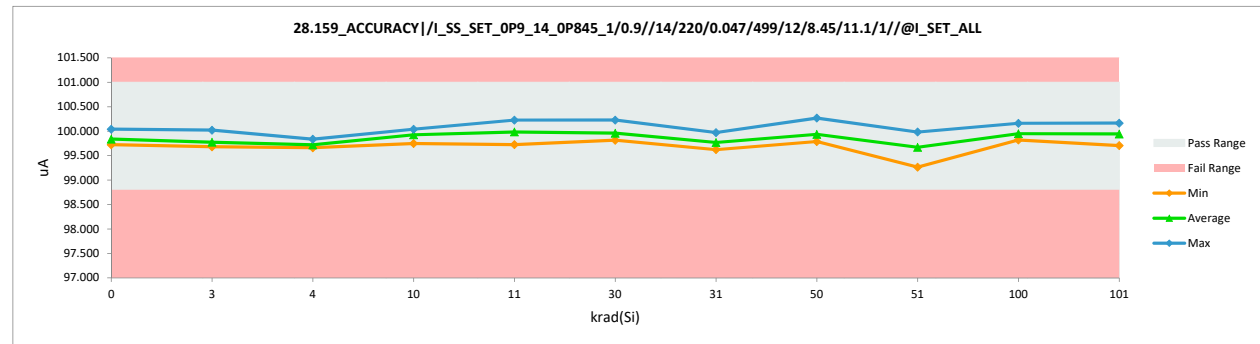
		28.159_ACCURACY/I_SS	
Test Site		Dallas	Dallas
Tester		ETS-364	ETS-364
Test Number		EB6938	EB6938
Unit		uA	uA
Max Limit		101	101
Min Limit		98.8	98.8

krad(Si)	Serial #	Pre	Post	Delta
0	51	99.912	99.879	-0.033
0	52	99.757	99.723	-0.034
0	53	100.074	100.041	-0.033
0	54	99.747	99.723	-0.024
0	55	99.851	99.823	-0.028
3	26	99.739	99.725	-0.014
3	27	99.696	99.681	-0.015
3	28	100.046	100.020	-0.026
3	29	99.744	99.740	-0.004
3	30	99.712	99.698	-0.014
4	1	99.710	99.673	-0.037
4	2	99.744	99.711	-0.033
4	3	99.875	99.836	-0.039
4	4	99.781	99.721	-0.060
4	5	99.683	99.660	-0.023
10	31	99.767	99.748	-0.019
10	32	100.004	100.014	0.010
10	33	99.951	99.946	-0.005
10	34	100.033	100.041	0.008
10	35	99.871	99.883	0.012
11	6	100.233	100.226	-0.007
11	7	100.175	100.125	-0.050
11	8	100.149	100.074	-0.075
11	9	99.801	99.768	-0.033
11	10	99.785	99.724	-0.061
30	36	99.946	99.990	0.044
30	37	99.873	99.898	0.025
30	38	99.884	99.861	-0.023
30	39	100.210	100.226	0.016
30	40	99.795	99.815	0.020
31	15	99.829	99.676	-0.153
31	16	99.887	99.623	-0.264
31	17	100.072	99.876	-0.196
31	18	100.196	99.972	-0.224
31	19	99.896	99.693	-0.203
50	41	99.768	99.853	0.085
50	42	100.171	100.269	0.098
50	43	99.727	99.905	0.178
50	44	99.783	99.859	0.076
50	45	99.746	99.789	0.043
51	11	99.880	99.265	-0.615
51	12	100.227	99.864	-0.363
51	13	99.911	99.676	-0.235
51	14	100.127	99.983	-0.144
51	20	99.801	99.567	-0.234
100	46	100.142	100.161	0.019
100	47	99.780	99.869	0.089
100	48	100.004	100.045	0.041
100	49	99.812	99.844	0.032
100	50	99.719	99.821	0.102
101	21	100.216	100.165	-0.051
101	22	100.237	99.999	-0.238
101	23	100.162	100.081	-0.081



		28.159_ACCURACY/I_SS	
Test Site		Dallas	Dallas
Tester		ETS-364	ETS-364
Test Number		EB6938	EB6938
Unit		uA	uA
Max Limit		101	101
Min Limit		98.8	98.8

krad(Si)	0	3	4	10	11	30	31	50	51	100	101
LL	98.800	98.800	98.800	98.800	98.800	98.800	98.800	98.800	98.800	98.800	98.800
Min	99.723	99.681	99.660	99.748	99.724	99.815	99.623	99.789	99.265	99.821	99.705
Average	99.838	99.773	99.720	99.926	99.983	99.958	99.768	99.935	99.671	99.948	99.942
Max	100.041	100.020	99.836	100.041	100.226	100.226	99.972	100.269	99.983	100.161	100.165
UL	101.000	101.000	101.000	101.000	101.000	101.000	101.000	101.000	101.000	101.000	101.000



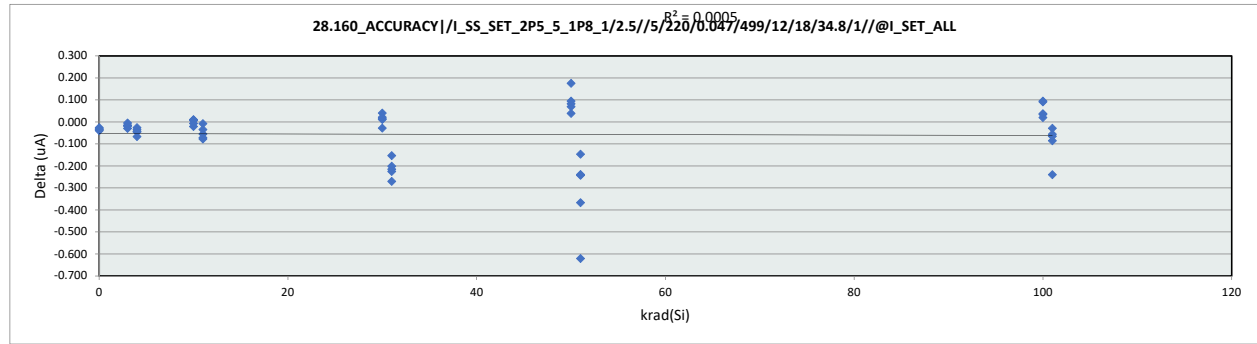
HDR Report  
TPS7H1111-QMLP

101	24	99.822	99.758	-0.064
101	25	99.728	99.705	-0.023
	Max	100.237	100.269	0.178
	Average	99.913	99.860	-0.052
	Min	99.683	99.265	-0.615
	Std Dev	0.175	0.189	0.129

# HDR Report TPS7H1111-QMLP

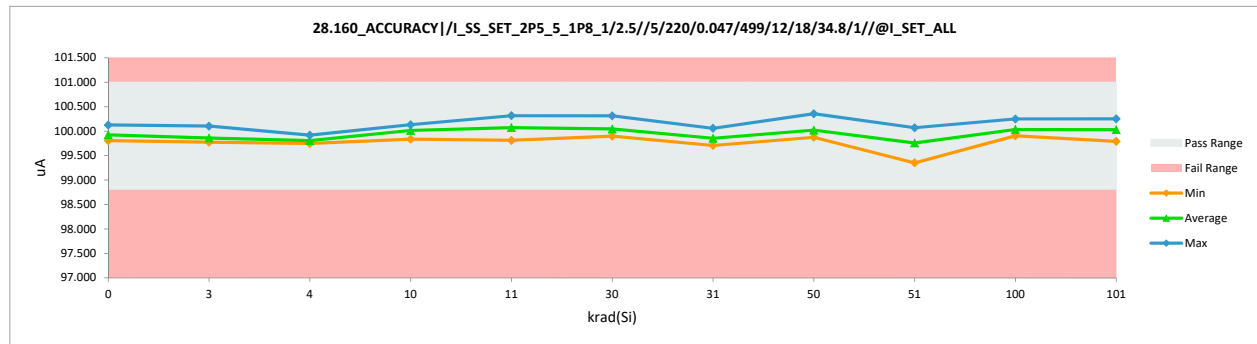
		28.160_ACCURACY I_SS	
Test Site		Dallas	Dallas
Tester		ETS-364	ETS-364
Test Number		EB6938	EB6938
Unit		uA	uA
Max Limit		101	101
Min Limit		98.8	98.8

krad(Si)	Serial #	Pre	Post	Delta
0	51	100.000	99.965	-0.035
0	52	99.847	99.807	-0.040
0	53	100.161	100.125	-0.036
0	54	99.836	99.810	-0.026
0	55	99.941	99.911	-0.030
3	26	99.826	99.809	-0.017
3	27	99.789	99.774	-0.015
3	28	100.133	100.103	-0.030
3	29	99.834	99.829	-0.005
3	30	99.801	99.782	-0.019
4	1	99.801	99.758	-0.043
4	2	99.833	99.798	-0.035
4	3	99.964	99.918	-0.046
4	4	99.874	99.807	-0.067
4	5	99.773	99.747	-0.026
10	31	99.856	99.835	-0.021
10	32	100.093	100.100	0.007
10	33	100.038	100.031	-0.007
10	34	100.122	100.132	0.010
10	35	99.963	99.971	0.008
11	6	100.325	100.317	-0.008
11	7	100.263	100.208	-0.055
11	8	100.243	100.165	-0.078
11	9	99.887	99.852	-0.035
11	10	99.883	99.811	-0.072
30	36	100.036	100.076	0.040
30	37	99.965	99.986	0.021
30	38	99.975	99.947	-0.028
30	39	100.300	100.314	0.014
30	40	99.887	99.898	0.011
31	15	99.915	99.762	-0.153
31	16	99.978	99.708	-0.270
31	17	100.163	99.962	-0.201
31	18	100.284	100.059	-0.225
31	19	99.994	99.779	-0.215
50	41	99.855	99.937	0.082
50	42	100.261	100.356	0.095
50	43	99.816	99.991	0.175
50	44	99.874	99.943	0.069
50	45	99.836	99.875	0.039
51	11	99.972	99.351	-0.621
51	12	100.315	99.948	-0.367
51	13	100.006	99.763	-0.243
51	14	100.217	100.070	-0.147
51	20	99.890	99.651	-0.239
100	46	100.229	100.249	0.020
100	47	99.868	99.959	0.091
100	48	100.093	100.130	0.037
100	49	99.896	99.930	0.034
100	50	99.810	99.905	0.095
101	21	100.308	100.252	-0.056
101	22	100.326	100.086	-0.240
101	23	100.255	100.169	-0.086



		28.160_ACCURACY I_SS	
Test Site		Dallas	Dallas
Tester		ETS-364	ETS-364
Test Number		EB6938	EB6938
Unit		uA	uA
Max Limit		101	101
Min Limit		98.8	98.8

krad(Si)	0	3	4	10	11	30	31	50	51	100	101
LL	98.800	98.800	98.800	98.800	98.800	98.800	98.800	98.800	98.800	98.800	98.800
Min	99.807	99.774	99.747	99.835	99.811	99.898	99.708	99.875	99.351	99.905	99.790
Average	99.924	99.859	99.806	100.014	100.071	100.044	99.854	100.020	99.757	100.035	100.028
Max	100.125	100.103	99.918	100.132	100.317	100.314	100.059	100.356	100.070	100.249	100.252
UL	101.000	101.000	101.000	101.000	101.000	101.000	101.000	101.000	101.000	101.000	101.000



### HDR Report TPS7H1111-QMLP

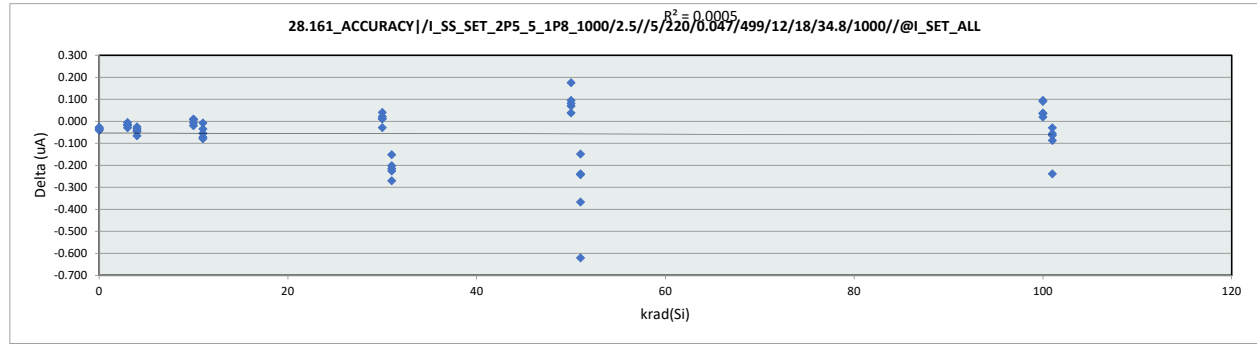
101	24	99.909	99.844	-0.065
101	25	99.819	99.790	-0.029
	Max	100.326	100.356	0.175
	Average	100.003	99.946	-0.056
	Min	99.773	99.351	-0.621
	Std Dev	0.175	0.190	0.129



# HDR Report TPS7H1111-QMLP

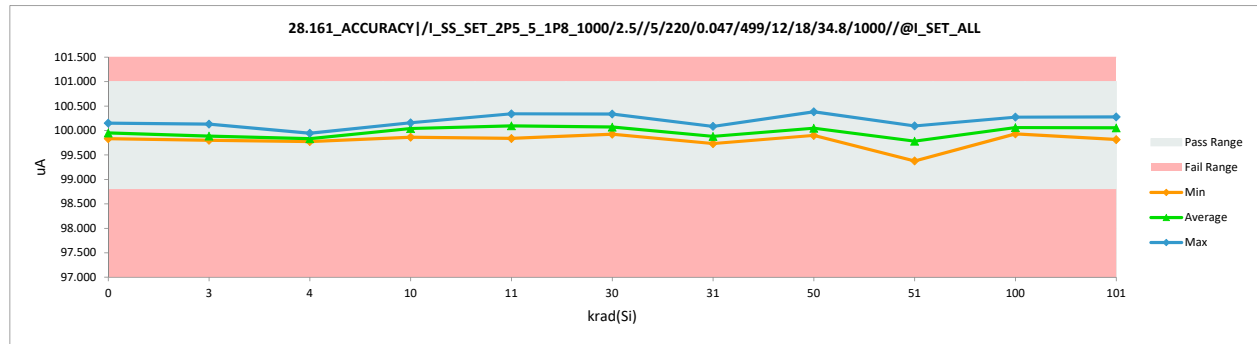
		28.161_ACCURACY/I_SS	
Test Site		Dallas	Dallas
Tester		ETS-364	ETS-364
Test Number		EB6938	EB6938
Unit		uA	uA
Max Limit		101	101
Min Limit		98.8	98.8

krad(Si)	Serial #	Pre	Post	Delta
0	51	100.026	99.991	-0.035
0	52	99.873	99.832	-0.041
0	53	100.187	100.150	-0.037
0	54	99.863	99.836	-0.027
0	55	99.967	99.936	-0.031
3	26	99.852	99.835	-0.017
3	27	99.815	99.799	-0.016
3	28	100.160	100.130	-0.030
3	29	99.860	99.854	-0.006
3	30	99.828	99.809	-0.019
4	1	99.827	99.783	-0.044
4	2	99.859	99.824	-0.035
4	3	99.990	99.944	-0.046
4	4	99.900	99.834	-0.066
4	5	99.798	99.773	-0.025
10	31	99.882	99.862	-0.020
10	32	100.118	100.126	0.008
10	33	100.064	100.057	-0.007
10	34	100.149	100.158	0.009
10	35	99.988	99.997	0.009
11	6	100.350	100.342	-0.008
11	7	100.289	100.234	-0.055
11	8	100.269	100.190	-0.079
11	9	99.913	99.878	-0.035
11	10	99.909	99.837	-0.072
30	36	100.061	100.101	0.040
30	37	99.991	100.012	0.021
30	38	100.001	99.972	-0.029
30	39	100.325	100.337	0.012
30	40	99.913	99.924	0.011
31	15	99.941	99.789	-0.152
31	16	100.003	99.733	-0.270
31	17	100.189	99.987	-0.202
31	18	100.310	100.084	-0.226
31	19	100.020	99.805	-0.215
50	41	99.881	99.962	0.081
50	42	100.287	100.382	0.095
50	43	99.842	100.017	0.175
50	44	99.901	99.970	0.069
50	45	99.862	99.900	0.038
51	11	99.998	99.377	-0.621
51	12	100.341	99.974	-0.367
51	13	100.032	99.789	-0.243
51	14	100.243	100.094	-0.149
51	20	99.917	99.678	-0.239
100	46	100.255	100.274	0.019
100	47	99.894	99.984	0.090
100	48	100.119	100.156	0.037
100	49	99.922	99.956	0.034
100	50	99.836	99.931	0.095
101	21	100.334	100.278	-0.056
101	22	100.351	100.112	-0.239
101	23	100.281	100.194	-0.087



		28.161_ACCURACY/I_SS	
Test Site		Dallas	Dallas
Tester		ETS-364	ETS-364
Test Number		EB6938	EB6938
Unit		uA	uA
Max Limit		101	101
Min Limit		98.8	98.8

krad(Si)	0	3	4	10	11	30	31	50	51	100	101
LL	98.800	98.800	98.800	98.800	98.800	98.800	98.800	98.800	98.800	98.800	98.800
Min	99.832	99.799	99.773	99.862	99.837	99.924	99.733	99.900	99.377	99.931	99.815
Average	99.949	99.885	99.832	100.040	100.096	100.069	99.880	100.046	99.782	100.060	100.054
Max	100.150	100.130	99.944	100.158	100.342	100.337	100.084	100.382	100.094	100.274	100.278
UL	101.000	101.000	101.000	101.000	101.000	101.000	101.000	101.000	101.000	101.000	101.000



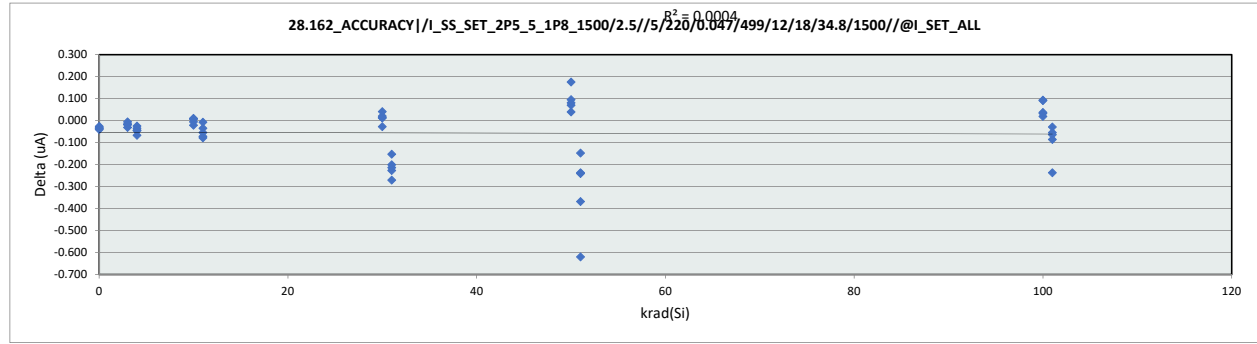
### HDR Report TPS7H1111-QMLP

101	24	99.935	99.871	-0.064
101	25	99.845	99.815	-0.030
	Max	100.351	100.382	0.175
	Average	100.028	99.972	-0.056
	Min	99.798	99.377	-0.621
	Std Dev	0.175	0.189	0.129

# HDR Report TPS7H1111-QMLP

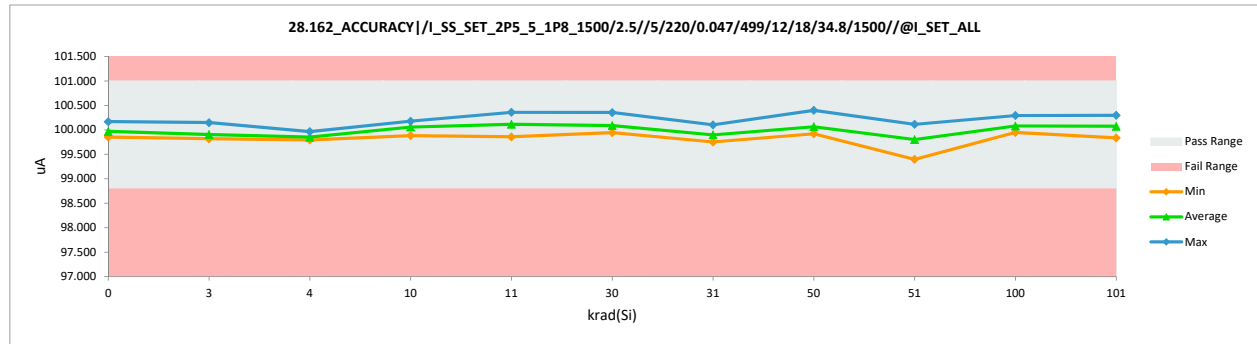
28.162_ACCURACY/I_SS		
Test Site	Dallas	Dallas
Tester	ETS-364	ETS-364
Test Number	EB6938	EB6938
Unit	uA	uA
Max Limit	101	101
Min Limit	98.8	98.8

krad(Si)	Serial #	Pre	Post	Delta
0	51	100.045	100.010	-0.035
0	52	99.893	99.852	-0.041
0	53	100.205	100.168	-0.037
0	54	99.881	99.855	-0.026
0	55	99.985	99.954	-0.031
3	26	99.872	99.855	-0.017
3	27	99.834	99.818	-0.016
3	28	100.179	100.148	-0.031
3	29	99.879	99.873	-0.006
3	30	99.848	99.829	-0.019
4	1	99.846	99.802	-0.044
4	2	99.878	99.843	-0.035
4	3	100.010	99.964	-0.046
4	4	99.919	99.852	-0.067
4	5	99.818	99.793	-0.025
10	31	99.902	99.881	-0.021
10	32	100.137	100.145	0.008
10	33	100.082	100.076	-0.006
10	34	100.167	100.177	0.010
10	35	100.008	100.015	0.007
11	6	100.367	100.360	-0.007
11	7	100.307	100.252	-0.055
11	8	100.288	100.209	-0.079
11	9	99.932	99.897	-0.035
11	10	99.929	99.857	-0.072
30	36	100.079	100.120	0.041
30	37	100.010	100.030	0.020
30	38	100.020	99.992	-0.028
30	39	100.343	100.355	0.012
30	40	99.931	99.943	0.012
31	15	99.961	99.808	-0.153
31	16	100.023	99.752	-0.271
31	17	100.207	100.006	-0.201
31	18	100.329	100.102	-0.227
31	19	100.039	99.825	-0.214
50	41	99.900	99.981	0.081
50	42	100.305	100.400	0.095
50	43	99.861	100.036	0.175
50	44	99.920	99.990	0.070
50	45	99.881	99.920	0.039
51	11	100.017	99.397	-0.620
51	12	100.360	99.992	-0.368
51	13	100.050	99.809	-0.241
51	14	100.262	100.114	-0.148
51	20	99.935	99.698	-0.237
100	46	100.274	100.293	0.019
100	47	99.913	100.004	0.091
100	48	100.137	100.174	0.037
100	49	99.942	99.975	0.033
100	50	99.856	99.949	0.093
101	21	100.352	100.297	-0.055
101	22	100.369	100.132	-0.237
101	23	100.299	100.213	-0.086



28.162_ACCURACY/I_SS		
Test Site	Dallas	
Tester	ETS-364	
Test Number	EB6938	
Max Limit	101	uA
Min Limit	98.8	uA

krad(Si)	0	3	4	10	11	30	31	50	51	100	101
LL	98.800	98.800	98.800	98.800	98.800	98.800	98.800	98.800	98.800	98.800	98.800
Min	99.852	99.818	99.793	99.881	99.857	99.943	99.752	99.920	99.397	99.949	99.836
Average	99.968	99.905	99.851	100.059	100.115	100.088	99.899	100.065	99.802	100.079	100.074
Max	100.168	100.148	99.964	100.177	100.360	100.355	100.102	100.400	100.114	100.293	100.297
UL	101.000	101.000	101.000	101.000	101.000	101.000	101.000	101.000	101.000	101.000	101.000



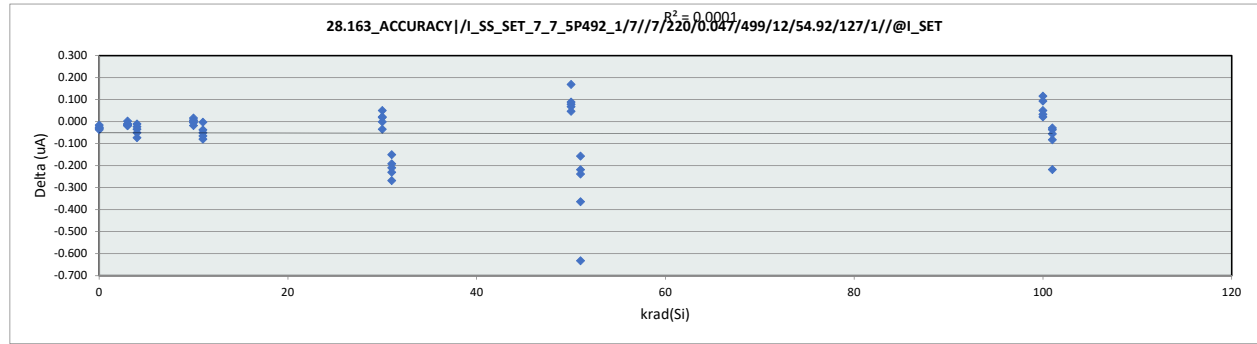
### HDR Report TPS7H1111-QMLP

101	24	99.954	99.890	-0.064
101	25	99.865	99.836	-0.029
	Max	100.369	100.400	0.175
	Average	100.047	99.991	-0.056
	Min	99.818	99.397	-0.620
	Std Dev	0.175	0.189	0.129

# HDR Report TPS7H1111-QMLP

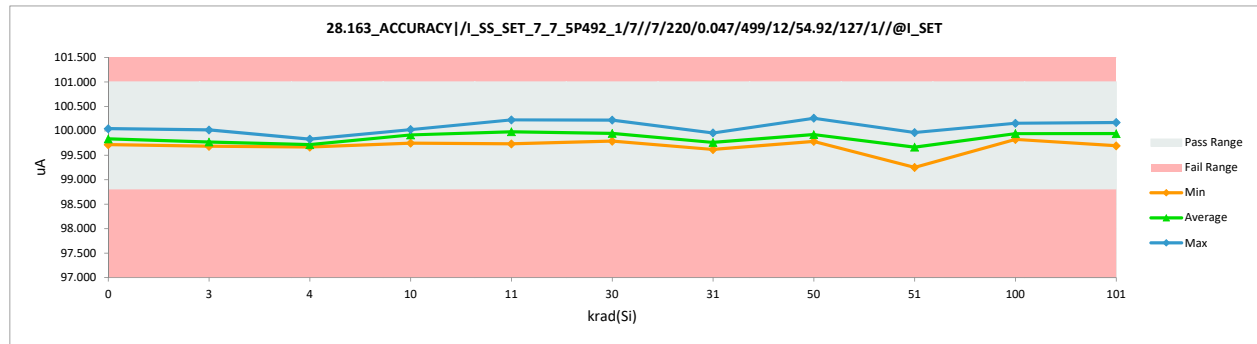
28.163_ACCURACY /I_SS		
Test Site	Dallas	Dallas
Tester	ETS-364	ETS-364
Test Number	EB6938	EB6938
Unit	uA	uA
Max Limit	101	101
Min Limit	98.8	98.8

krad(Si)	Serial #	Pre	Post	Delta
0	51	99.909	99.880	-0.029
0	52	99.747	99.716	-0.031
0	53	100.081	100.044	-0.037
0	54	99.735	99.719	-0.016
0	55	99.840	99.815	-0.025
3	26	99.735	99.717	-0.018
3	27	99.694	99.684	-0.010
3	28	100.036	100.017	-0.019
3	29	99.740	99.742	0.002
3	30	99.706	99.693	-0.013
4	1	99.718	99.667	-0.051
4	2	99.735	99.712	-0.023
4	3	99.864	99.829	-0.035
4	4	99.780	99.707	-0.073
4	5	99.680	99.669	-0.011
10	31	99.753	99.748	-0.005
10	32	99.998	100.014	0.016
10	33	99.939	99.921	-0.018
10	34	100.019	100.026	0.007
10	35	99.868	99.870	0.002
11	6	100.226	100.223	-0.003
11	7	100.165	100.114	-0.051
11	8	100.154	100.074	-0.080
11	9	99.790	99.752	-0.038
11	10	99.797	99.732	-0.065
30	36	99.941	99.991	0.050
30	37	99.866	99.885	0.019
30	38	99.888	99.853	-0.035
30	39	100.198	100.219	0.021
30	40	99.789	99.788	-0.001
31	15	99.827	99.677	-0.150
31	16	99.887	99.619	-0.268
31	17	100.062	99.870	-0.192
31	18	100.186	99.956	-0.230
31	19	99.901	99.691	-0.210
50	41	99.761	99.840	0.079
50	42	100.168	100.257	0.089
50	43	99.719	99.888	0.169
50	44	99.779	99.847	0.068
50	45	99.737	99.784	0.047
51	11	99.884	99.252	-0.632
51	12	100.223	99.859	-0.364
51	13	99.909	99.671	-0.238
51	14	100.122	99.965	-0.157
51	20	99.798	99.579	-0.219
100	46	100.134	100.155	0.021
100	47	99.775	99.868	0.093
100	48	99.991	100.041	0.050
100	49	99.796	99.829	0.033
100	50	99.709	99.825	0.116
101	21	100.206	100.169	-0.037
101	22	100.225	100.007	-0.218
101	23	100.163	100.080	-0.083



28.163_ACCURACY /I_SS		
Test Site	Dallas	
Tester	ETS-364	
Test Number	EB6938	
Max Limit	101	uA
Min Limit	98.8	uA

krad(Si)	0	3	4	10	11	30	31	50	51	100	101
LL	98.800	98.800	98.800	98.800	98.800	98.800	98.800	98.800	98.800	98.800	98.800
Min	99.716	99.684	99.667	99.748	99.732	99.788	99.619	99.784	99.252	99.825	99.693
Average	99.835	99.771	99.717	99.916	99.979	99.947	99.763	99.923	99.665	99.944	99.942
Max	100.044	100.017	99.829	100.026	100.223	100.219	99.956	100.257	99.965	100.155	100.169
UL	101.000	101.000	101.000	101.000	101.000	101.000	101.000	101.000	101.000	101.000	101.000



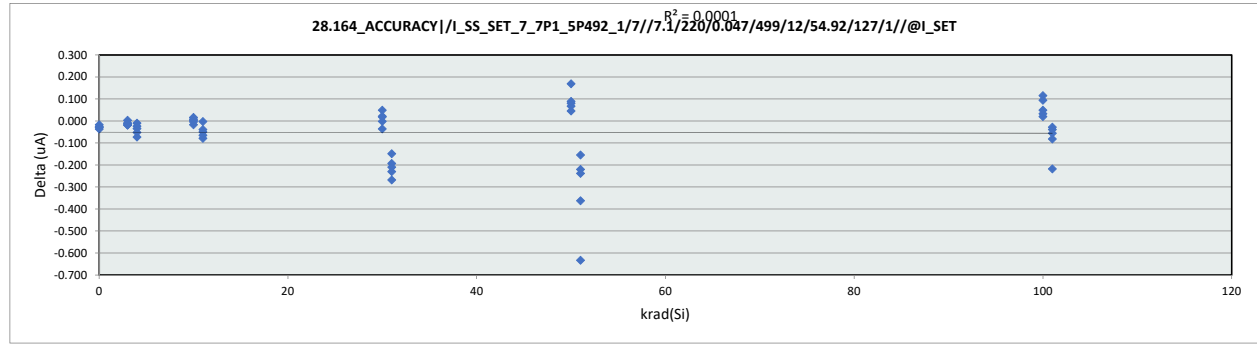
### HDR Report TPS7H1111-QMLP

101	24	99.815	99.759	-0.056
101	25	99.722	99.693	-0.029
	Max	100.226	100.257	0.169
	Average	99.907	99.855	-0.053
	Min	99.680	99.252	-0.632
	Std Dev	0.175	0.188	0.130

# HDR Report TPS7H1111-QMLP

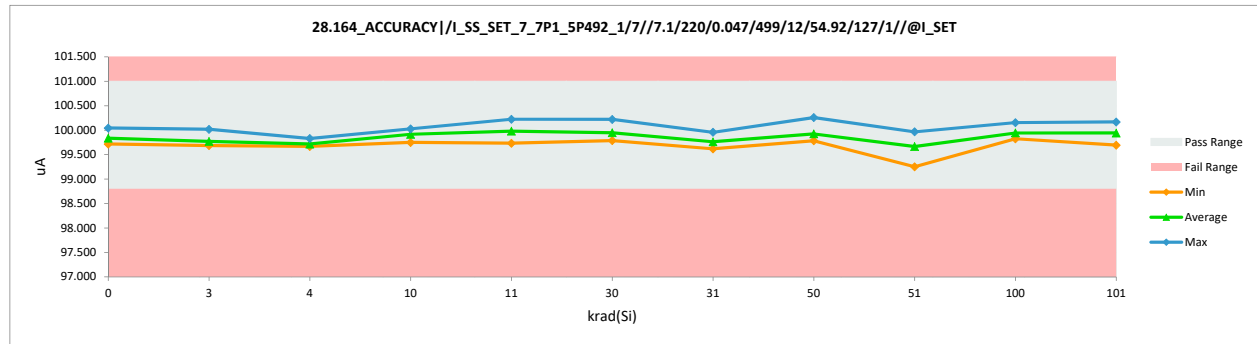
		28.164_ACCURACY I_SS	
Test Site		Dallas	Dallas
Tester		ETS-364	ETS-364
Test Number		EB6938	EB6938
Unit		uA	uA
Max Limit		101	101
Min Limit		98.8	98.8

krad(Si)	Serial #	Pre	Post	Delta
0	51	99.909	99.881	-0.028
0	52	99.747	99.717	-0.030
0	53	100.081	100.044	-0.037
0	54	99.736	99.719	-0.017
0	55	99.841	99.816	-0.025
3	26	99.736	99.717	-0.019
3	27	99.694	99.685	-0.009
3	28	100.036	100.017	-0.019
3	29	99.740	99.743	0.003
3	30	99.706	99.693	-0.013
4	1	99.719	99.667	-0.052
4	2	99.736	99.712	-0.024
4	3	99.864	99.829	-0.035
4	4	99.780	99.707	-0.073
4	5	99.680	99.670	-0.010
10	31	99.753	99.749	-0.004
10	32	99.998	100.014	0.016
10	33	99.939	99.922	-0.017
10	34	100.019	100.027	0.008
10	35	99.868	99.871	0.003
11	6	100.226	100.223	-0.003
11	7	100.165	100.115	-0.050
11	8	100.154	100.075	-0.079
11	9	99.791	99.752	-0.039
11	10	99.797	99.732	-0.065
30	36	99.941	99.990	0.049
30	37	99.867	99.885	0.018
30	38	99.888	99.852	-0.036
30	39	100.199	100.220	0.021
30	40	99.789	99.787	-0.002
31	15	99.827	99.678	-0.149
31	16	99.887	99.619	-0.268
31	17	100.062	99.869	-0.193
31	18	100.186	99.956	-0.230
31	19	99.901	99.691	-0.210
50	41	99.761	99.841	0.080
50	42	100.169	100.258	0.089
50	43	99.719	99.888	0.169
50	44	99.780	99.847	0.067
50	45	99.738	99.783	0.045
51	11	99.885	99.252	-0.633
51	12	100.223	99.860	-0.363
51	13	99.910	99.672	-0.238
51	14	100.122	99.967	-0.155
51	20	99.799	99.579	-0.220
100	46	100.135	100.155	0.020
100	47	99.775	99.869	0.094
100	48	99.992	100.041	0.049
100	49	99.796	99.829	0.033
100	50	99.710	99.825	0.115
101	21	100.207	100.168	-0.039
101	22	100.225	100.007	-0.218
101	23	100.163	100.081	-0.082



		28.164_ACCURACY I_SS	
Test Site		Dallas	Dallas
Tester		ETS-364	ETS-364
Test Number		EB6938	EB6938
Unit		uA	uA
Max Limit		101	101
Min Limit		98.8	98.8

krad(Si)	0	3	4	10	11	30	31	50	51	100	101
LL	98.800	98.800	98.800	98.800	98.800	98.800	98.800	98.800	98.800	98.800	98.800
Min	99.717	99.685	99.667	99.749	99.732	99.787	99.619	99.783	99.252	99.825	99.694
Average	99.835	99.771	99.717	99.917	99.979	99.947	99.763	99.923	99.666	99.944	99.942
Max	100.044	100.017	99.829	100.027	100.223	100.220	99.956	100.258	99.967	100.155	100.168
UL	101.000	101.000	101.000	101.000	101.000	101.000	101.000	101.000	101.000	101.000	101.000



### HDR Report TPS7H1111-QMLP

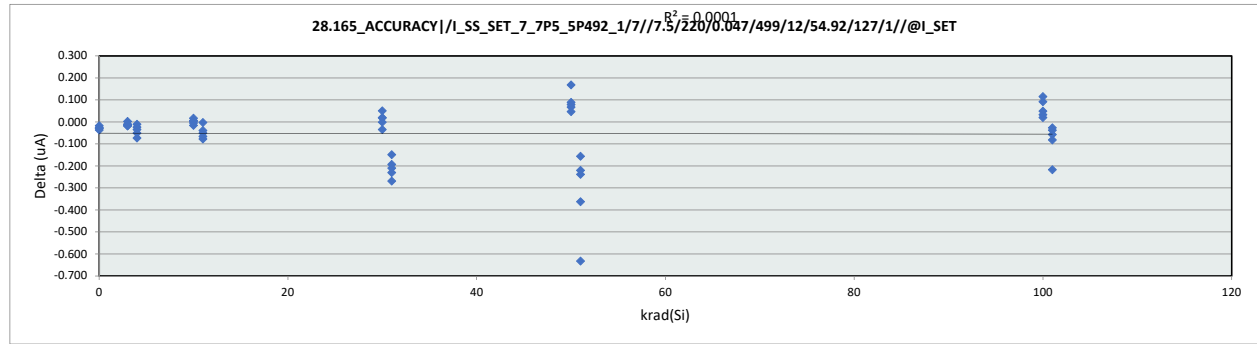
101	24	99.815	99.759	-0.056
101	25	99.722	99.694	-0.028
	Max	100.226	100.258	0.169
	Average	99.907	99.855	-0.053
	Min	99.680	99.252	-0.633
	Std Dev	0.175	0.189	0.130



# HDR Report TPS7H1111-QMLP

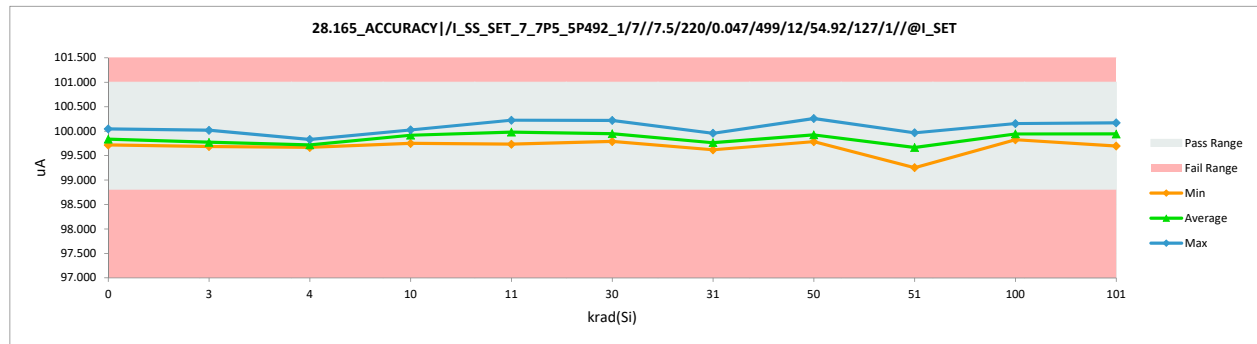
		28.165_ACCURACY /I_SS	
Test Site		Dallas	Dallas
Tester		ETS-364	ETS-364
Test Number		EB6938	EB6938
Unit		uA	uA
Max Limit		101	101
Min Limit		98.8	98.8

krad(Si)	Serial #	Pre	Post	Delta
0	51	99.910	99.882	-0.028
0	52	99.747	99.717	-0.030
0	53	100.082	100.045	-0.037
0	54	99.737	99.720	-0.017
0	55	99.841	99.816	-0.025
3	26	99.736	99.718	-0.018
3	27	99.695	99.685	-0.010
3	28	100.036	100.018	-0.018
3	29	99.741	99.743	0.002
3	30	99.707	99.694	-0.013
4	1	99.719	99.668	-0.051
4	2	99.736	99.712	-0.024
4	3	99.865	99.830	-0.035
4	4	99.781	99.708	-0.073
4	5	99.681	99.670	-0.011
10	31	99.754	99.749	-0.005
10	32	99.998	100.015	0.017
10	33	99.939	99.923	-0.016
10	34	100.020	100.026	0.006
10	35	99.868	99.871	0.003
11	6	100.227	100.224	-0.003
11	7	100.166	100.115	-0.051
11	8	100.154	100.076	-0.078
11	9	99.791	99.752	-0.039
11	10	99.798	99.732	-0.066
30	36	99.941	99.991	0.050
30	37	99.867	99.885	0.018
30	38	99.889	99.854	-0.035
30	39	100.200	100.219	0.019
30	40	99.790	99.789	-0.001
31	15	99.827	99.678	-0.149
31	16	99.888	99.619	-0.269
31	17	100.063	99.870	-0.193
31	18	100.187	99.957	-0.230
31	19	99.902	99.692	-0.210
50	41	99.762	99.841	0.079
50	42	100.169	100.258	0.089
50	43	99.720	99.888	0.168
50	44	99.781	99.848	0.067
50	45	99.738	99.785	0.047
51	11	99.885	99.253	-0.632
51	12	100.224	99.861	-0.363
51	13	99.910	99.672	-0.238
51	14	100.123	99.967	-0.156
51	20	99.799	99.579	-0.220
100	46	100.135	100.155	0.020
100	47	99.776	99.868	0.092
100	48	99.993	100.042	0.049
100	49	99.797	99.830	0.033
100	50	99.710	99.825	0.115
101	21	100.207	100.169	-0.038
101	22	100.224	100.007	-0.217
101	23	100.163	100.081	-0.082



		28.165_ACCURACY /I_SS	
Test Site		Dallas	Dallas
Tester		ETS-364	ETS-364
Test Number		EB6938	EB6938
Unit		uA	uA
Max Limit		101	101
Min Limit		98.8	98.8

krad(Si)	0	3	4	10	11	30	31	50	51	100	101
LL	98.800	98.800	98.800	98.800	98.800	98.800	98.800	98.800	98.800	98.800	98.800
Min	99.717	99.685	99.668	99.749	99.732	99.789	99.619	99.785	99.253	99.825	99.695
Average	99.836	99.772	99.718	99.917	99.980	99.948	99.763	99.924	99.666	99.944	99.942
Max	100.045	100.018	99.830	100.026	100.224	100.219	99.957	100.258	99.967	100.155	100.169
UL	101.000	101.000	101.000	101.000	101.000	101.000	101.000	101.000	101.000	101.000	101.000



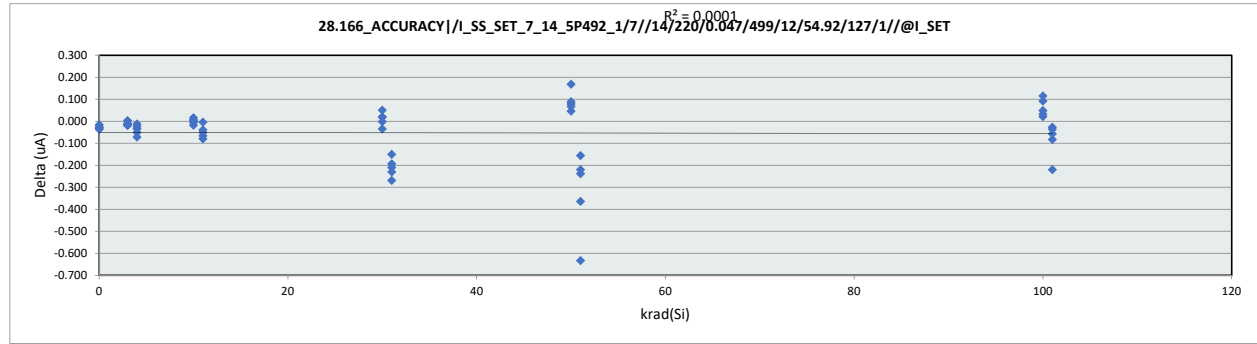
HDR Report  
TPS7H1111-QMLP

101	24	99.816	99.759	-0.057
101	25	99.722	99.695	-0.027
	Max	100.227	100.258	0.168
	Average	99.908	99.855	-0.053
	Min	99.681	99.253	-0.632
	Std Dev	0.175	0.188	0.130

# HDR Report TPS7H1111-QMLP

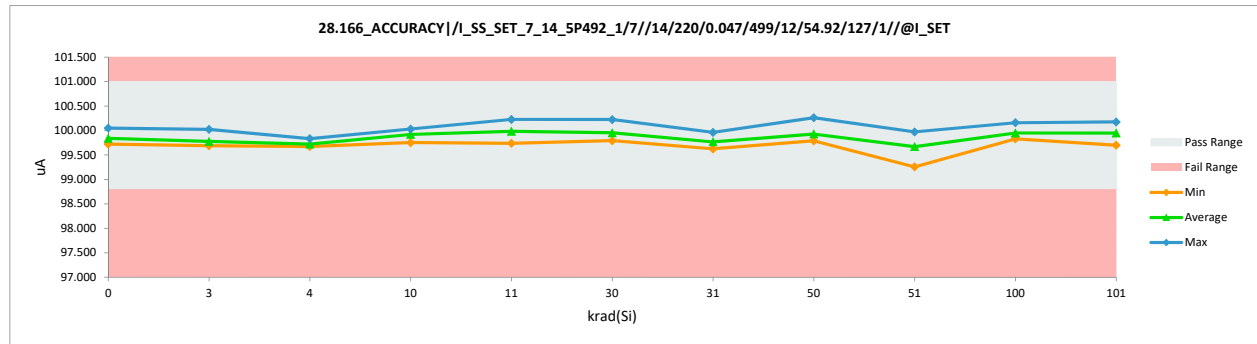
28.166_ACCURACY/I_SS		
Test Site	Dallas	Dallas
Tester	ETS-364	ETS-364
Test Number	EB6938	EB6938
Unit	uA	uA
Max Limit	101	101
Min Limit	98.8	98.8

krad(Si)	Serial #	Pre	Post	Delta
0	51	99.914	99.885	-0.029
0	52	99.752	99.721	-0.031
0	53	100.086	100.049	-0.037
0	54	99.739	99.723	-0.016
0	55	99.845	99.820	-0.025
3	26	99.741	99.722	-0.019
3	27	99.699	99.689	-0.010
3	28	100.040	100.022	-0.018
3	29	99.744	99.747	0.003
3	30	99.711	99.698	-0.013
4	1	99.723	99.672	-0.051
4	2	99.740	99.716	-0.024
4	3	99.868	99.834	-0.034
4	4	99.784	99.712	-0.072
4	5	99.686	99.674	-0.012
10	31	99.758	99.753	-0.005
10	32	100.002	100.018	0.016
10	33	99.944	99.926	-0.018
10	34	100.024	100.030	0.006
10	35	99.872	99.875	0.003
11	6	100.231	100.227	-0.004
11	7	100.170	100.119	-0.051
11	8	100.160	100.080	-0.080
11	9	99.795	99.756	-0.039
11	10	99.803	99.737	-0.066
30	36	99.946	99.996	0.050
30	37	99.871	99.890	0.019
30	38	99.893	99.858	-0.035
30	39	100.204	100.223	0.019
30	40	99.794	99.792	-0.002
31	15	99.831	99.681	-0.150
31	16	99.893	99.624	-0.269
31	17	100.067	99.874	-0.193
31	18	100.191	99.961	-0.230
31	19	99.906	99.696	-0.210
50	41	99.766	99.845	0.079
50	42	100.173	100.262	0.089
50	43	99.724	99.892	0.168
50	44	99.785	99.852	0.067
50	45	99.742	99.788	0.046
51	11	99.889	99.256	-0.633
51	12	100.229	99.865	-0.364
51	13	99.915	99.677	-0.238
51	14	100.127	99.971	-0.156
51	20	99.803	99.583	-0.220
100	46	100.139	100.160	0.021
100	47	99.780	99.872	0.092
100	48	99.996	100.045	0.049
100	49	99.801	99.834	0.033
100	50	99.714	99.829	0.115
101	21	100.210	100.174	-0.036
101	22	100.230	100.010	-0.220
101	23	100.168	100.085	-0.083



28.166_ACCURACY/I_SS		
Test Site	Dallas	
Tester	ETS-364	
Test Number	EB6938	
Max Limit	101	uA
Min Limit	98.8	uA

krad(Si)	0	3	4	10	11	30	31	50	51	100	101
LL	98.800	98.800	98.800	98.800	98.800	98.800	98.800	98.800	98.800	98.800	98.800
Min	99.721	99.689	99.672	99.753	99.737	99.792	99.624	99.788	99.256	99.829	99.699
Average	99.840	99.776	99.722	99.920	99.984	99.952	99.767	99.928	99.670	99.948	99.946
Max	100.049	100.022	99.834	100.030	100.227	100.223	99.961	100.262	99.971	100.160	100.174
UL	101.000	101.000	101.000	101.000	101.000	101.000	101.000	101.000	101.000	101.000	101.000



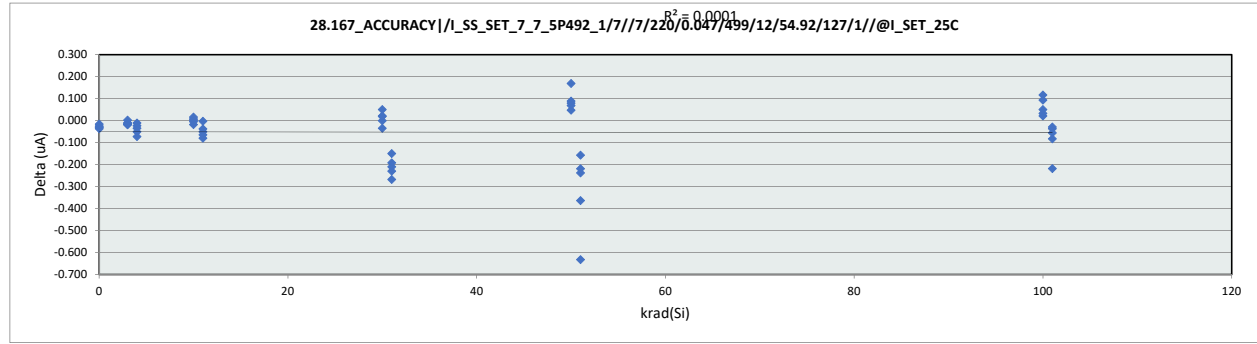
### HDR Report TPS7H1111-QMLP

101	24	99.820	99.763	-0.057
101	25	99.726	99.699	-0.027
	Max	100.231	100.262	0.168
	Average	99.912	99.859	-0.053
	Min	99.686	99.256	-0.633
	Std Dev	0.175	0.188	0.130

# HDR Report TPS7H1111-QMLP

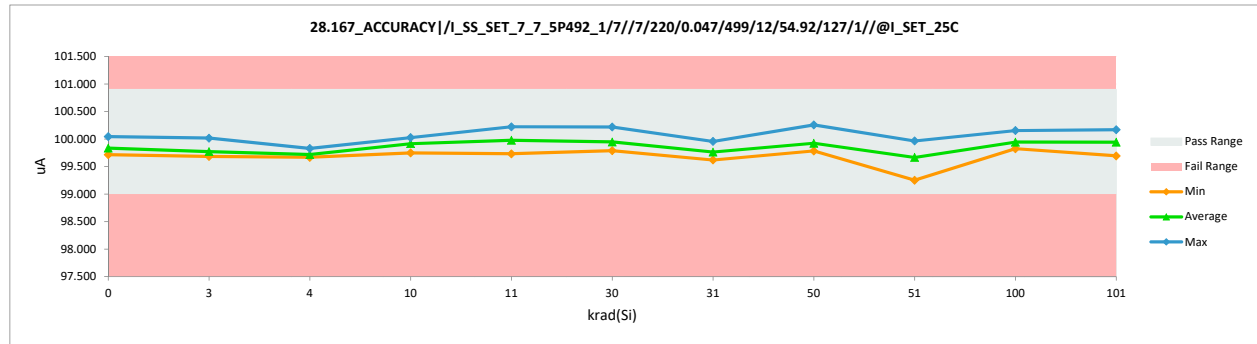
28.167_ACCURACY /I_SS		
Test Site	Dallas	Dallas
Tester	ETS-364	ETS-364
Test Number	EB6938	EB6938
Unit	uA	uA
Max Limit	100.9	100.9
Min Limit	99	99

krad(Si)	Serial #	Pre	Post	Delta
0	51	99.909	99.880	-0.029
0	52	99.747	99.716	-0.031
0	53	100.081	100.044	-0.037
0	54	99.735	99.719	-0.016
0	55	99.840	99.815	-0.025
3	26	99.735	99.717	-0.018
3	27	99.694	99.684	-0.010
3	28	100.036	100.017	-0.019
3	29	99.740	99.742	0.002
3	30	99.706	99.693	-0.013
4	1	99.718	99.667	-0.051
4	2	99.735	99.712	-0.023
4	3	99.864	99.829	-0.035
4	4	99.780	99.707	-0.073
4	5	99.680	99.669	-0.011
10	31	99.753	99.748	-0.005
10	32	99.998	100.014	0.016
10	33	99.939	99.921	-0.018
10	34	100.019	100.026	0.007
10	35	99.868	99.870	0.002
11	6	100.226	100.223	-0.003
11	7	100.165	100.114	-0.051
11	8	100.154	100.074	-0.080
11	9	99.790	99.752	-0.038
11	10	99.797	99.732	-0.065
30	36	99.941	99.991	0.050
30	37	99.866	99.885	0.019
30	38	99.888	99.853	-0.035
30	39	100.198	100.219	0.021
30	40	99.789	99.788	-0.001
31	15	99.827	99.677	-0.150
31	16	99.887	99.619	-0.268
31	17	100.062	99.870	-0.192
31	18	100.186	99.956	-0.230
31	19	99.901	99.691	-0.210
50	41	99.761	99.840	0.079
50	42	100.168	100.257	0.089
50	43	99.719	99.888	0.169
50	44	99.779	99.847	0.068
50	45	99.737	99.784	0.047
51	11	99.884	99.252	-0.632
51	12	100.223	99.859	-0.364
51	13	99.909	99.671	-0.238
51	14	100.122	99.965	-0.157
51	20	99.798	99.579	-0.219
100	46	100.134	100.155	0.021
100	47	99.775	99.868	0.093
100	48	99.991	100.041	0.050
100	49	99.796	99.829	0.033
100	50	99.709	99.825	0.116
101	21	100.206	100.169	-0.037
101	22	100.225	100.007	-0.218
101	23	100.163	100.080	-0.083



28.167_ACCURACY /I_SS		
Test Site	Dallas	Dallas
Tester	ETS-364	ETS-364
Test Number	EB6938	EB6938
Max Limit	100.9	uA
Min Limit	99	uA

krad(Si)	0	3	4	10	11	30	31	50	51	100	101
LL	99.000	99.000	99.000	99.000	99.000	99.000	99.000	99.000	99.000	99.000	99.000
Min	99.716	99.684	99.667	99.748	99.732	99.788	99.619	99.784	99.252	99.825	99.693
Average	99.835	99.771	99.717	99.916	99.979	99.947	99.763	99.923	99.665	99.944	99.942
Max	100.044	100.017	99.829	100.026	100.223	100.219	99.956	100.257	99.965	100.155	100.169
UL	100.900	100.900	100.900	100.900	100.900	100.900	100.900	100.900	100.900	100.900	100.900



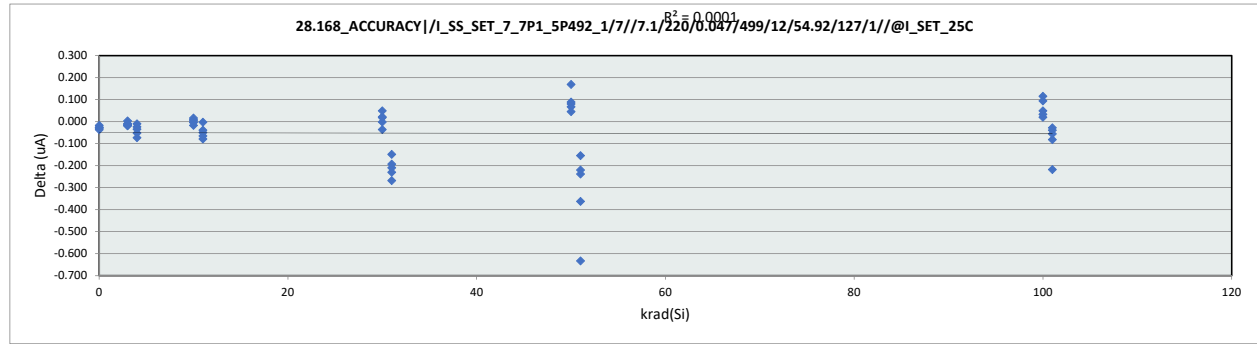
### HDR Report TPS7H1111-QMLP

101	24	99.815	99.759	-0.056
101	25	99.722	99.693	-0.029
	Max	100.226	100.257	0.169
	Average	99.907	99.855	-0.053
	Min	99.680	99.252	-0.632
	Std Dev	0.175	0.188	0.130

# HDR Report TPS7H1111-QMLP

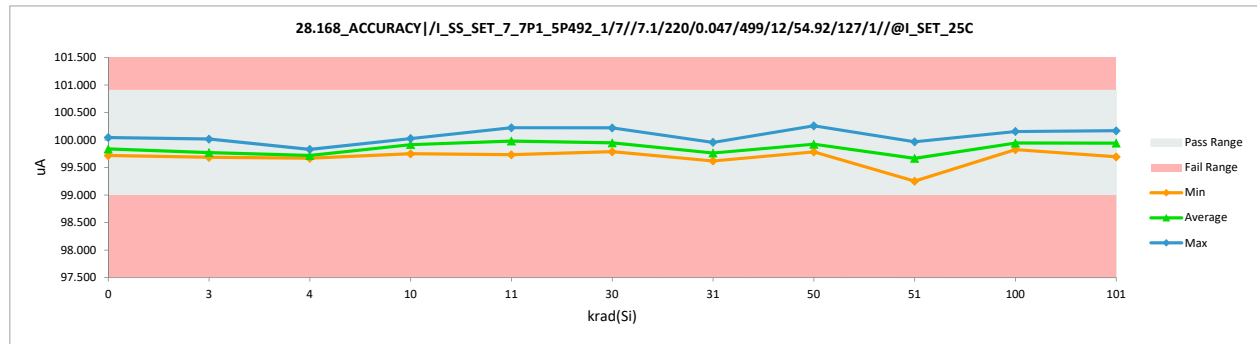
28.168_ACCURACY/I_SS		
Test Site	Dallas	Dallas
Tester	ETS-364	ETS-364
Test Number	EB6938	EB6938
Unit	uA	uA
Max Limit	100.9	100.9
Min Limit	99	99

krad(Si)	Serial #	Pre	Post	Delta
0	51	99.909	99.881	-0.028
0	52	99.747	99.717	-0.030
0	53	100.081	100.044	-0.037
0	54	99.736	99.719	-0.017
0	55	99.841	99.816	-0.025
3	26	99.736	99.717	-0.019
3	27	99.694	99.685	-0.009
3	28	100.036	100.017	-0.019
3	29	99.740	99.743	0.003
3	30	99.706	99.693	-0.013
4	1	99.719	99.667	-0.052
4	2	99.736	99.712	-0.024
4	3	99.864	99.829	-0.035
4	4	99.780	99.707	-0.073
4	5	99.680	99.670	-0.010
10	31	99.753	99.749	-0.004
10	32	99.998	100.014	0.016
10	33	99.939	99.922	-0.017
10	34	100.019	100.027	0.008
10	35	99.868	99.871	0.003
11	6	100.226	100.223	-0.003
11	7	100.165	100.115	-0.050
11	8	100.154	100.075	-0.079
11	9	99.791	99.752	-0.039
11	10	99.797	99.732	-0.065
30	36	99.941	99.990	0.049
30	37	99.867	99.885	0.018
30	38	99.888	99.852	-0.036
30	39	100.199	100.220	0.021
30	40	99.789	99.787	-0.002
31	15	99.827	99.678	-0.149
31	16	99.887	99.619	-0.268
31	17	100.062	99.869	-0.193
31	18	100.186	99.956	-0.230
31	19	99.901	99.691	-0.210
50	41	99.761	99.841	0.080
50	42	100.169	100.258	0.089
50	43	99.719	99.888	0.169
50	44	99.780	99.847	0.067
50	45	99.738	99.783	0.045
51	11	99.885	99.252	-0.633
51	12	100.223	99.860	-0.363
51	13	99.910	99.672	-0.238
51	14	100.122	99.967	-0.155
51	20	99.799	99.579	-0.220
100	46	100.135	100.155	0.020
100	47	99.775	99.869	0.094
100	48	99.992	100.041	0.049
100	49	99.796	99.829	0.033
100	50	99.710	99.825	0.115
101	21	100.207	100.168	-0.039
101	22	100.225	100.007	-0.218
101	23	100.163	100.081	-0.082



28.168_ACCURACY/I_SS		
Test Site	Dallas	
Tester	ETS-364	
Test Number	EB6938	
Max Limit	100.9	uA
Min Limit	99	uA

krad(Si)	0	3	4	10	11	30	31	50	51	100	101
LL	99.000	99.000	99.000	99.000	99.000	99.000	99.000	99.000	99.000	99.000	99.000
Min	99.717	99.685	99.667	99.749	99.732	99.787	99.619	99.783	99.252	99.825	99.694
Average	99.835	99.771	99.717	99.917	99.979	99.947	99.763	99.923	99.666	99.944	99.942
Max	100.044	100.017	99.829	100.027	100.223	100.220	99.956	100.258	99.967	100.155	100.168
UL	100.900	100.900	100.900	100.900	100.900	100.900	100.900	100.900	100.900	100.900	100.900



HDR Report  
TPS7H1111-QMLP

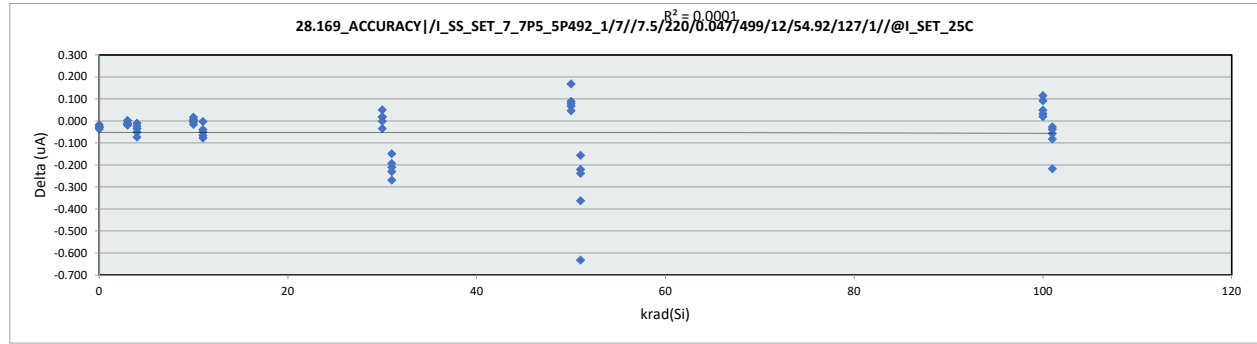
101	24	99.815	99.759	-0.056
101	25	99.722	99.694	-0.028
	Max	100.226	100.258	0.169
	Average	99.907	99.855	-0.053
	Min	99.680	99.252	-0.633
	Std Dev	0.175	0.189	0.130



# HDR Report TPS7H1111-QMLP

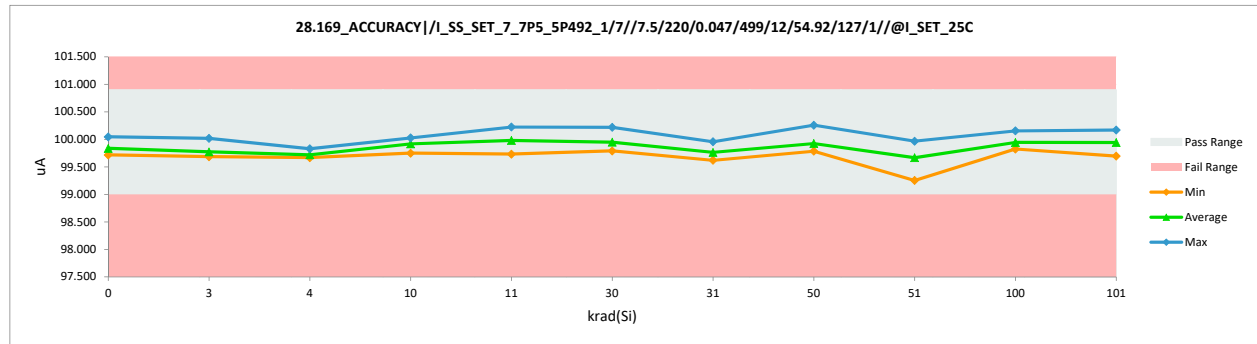
28.169_ACCURACY I_SS		
Test Site	Dallas	Dallas
Tester	ETS-364	ETS-364
Test Number	EB6938	EB6938
Unit	uA	uA
Max Limit	100.9	100.9
Min Limit	99	99

krad(Si)	Serial #	Pre	Post	Delta
0	51	99.910	99.882	-0.028
0	52	99.747	99.717	-0.030
0	53	100.082	100.045	-0.037
0	54	99.737	99.720	-0.017
0	55	99.841	99.816	-0.025
3	26	99.736	99.718	-0.018
3	27	99.695	99.685	-0.010
3	28	100.036	100.018	-0.018
3	29	99.741	99.743	0.002
3	30	99.707	99.694	-0.013
4	1	99.719	99.668	-0.051
4	2	99.736	99.712	-0.024
4	3	99.865	99.830	-0.035
4	4	99.781	99.708	-0.073
4	5	99.681	99.670	-0.011
10	31	99.754	99.749	-0.005
10	32	99.998	100.015	0.017
10	33	99.939	99.923	-0.016
10	34	100.020	100.026	0.006
10	35	99.868	99.871	0.003
11	6	100.227	100.224	-0.003
11	7	100.166	100.115	-0.051
11	8	100.154	100.076	-0.078
11	9	99.791	99.752	-0.039
11	10	99.798	99.732	-0.066
30	36	99.941	99.991	0.050
30	37	99.867	99.885	0.018
30	38	99.889	99.854	-0.035
30	39	100.200	100.219	0.019
30	40	99.790	99.789	-0.001
31	15	99.827	99.678	-0.149
31	16	99.888	99.619	-0.269
31	17	100.063	99.870	-0.193
31	18	100.187	99.957	-0.230
31	19	99.902	99.692	-0.210
50	41	99.762	99.841	0.079
50	42	100.169	100.258	0.089
50	43	99.720	99.888	0.168
50	44	99.781	99.848	0.067
50	45	99.738	99.785	0.047
51	11	99.885	99.253	-0.632
51	12	100.224	99.861	-0.363
51	13	99.910	99.672	-0.238
51	14	100.123	99.967	-0.156
51	20	99.799	99.579	-0.220
100	46	100.135	100.155	0.020
100	47	99.776	99.868	0.092
100	48	99.993	100.042	0.049
100	49	99.797	99.830	0.033
100	50	99.710	99.825	0.115
101	21	100.207	100.169	-0.038
101	22	100.224	100.007	-0.217
101	23	100.163	100.081	-0.082



28.169_ACCURACY I_SS		
Test Site	Dallas	
Tester	ETS-364	
Test Number	EB6938	
Max Limit	100.9	uA
Min Limit	99	uA

krad(Si)	0	3	4	10	11	30	31	50	51	100	101
LL	99.000	99.000	99.000	99.000	99.000	99.000	99.000	99.000	99.000	99.000	99.000
Min	99.717	99.685	99.668	99.749	99.732	99.789	99.619	99.785	99.253	99.825	99.695
Average	99.836	99.772	99.718	99.917	99.980	99.948	99.763	99.924	99.666	99.944	99.942
Max	100.045	100.018	99.830	100.026	100.224	100.219	99.957	100.258	99.967	100.155	100.169
UL	100.900	100.900	100.900	100.900	100.900	100.900	100.900	100.900	100.900	100.900	100.900



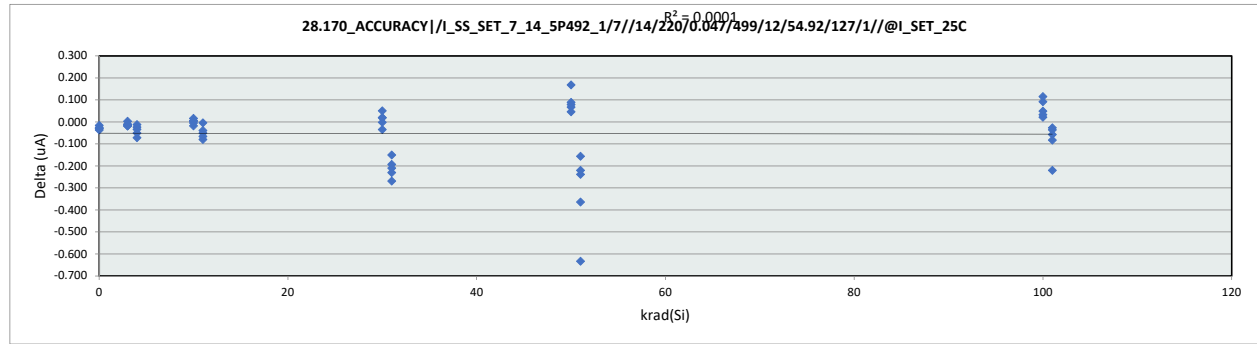
### HDR Report TPS7H1111-QMLP

101	24	99.816	99.759	-0.057
101	25	99.722	99.695	-0.027
	Max	100.227	100.258	0.168
	Average	99.908	99.855	-0.053
	Min	99.681	99.253	-0.632
	Std Dev	0.175	0.188	0.130

# HDR Report TPS7H1111-QMLP

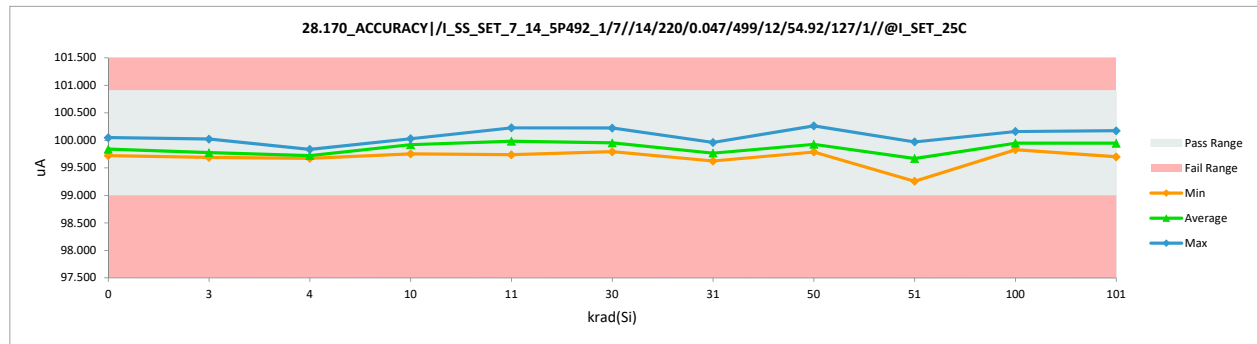
28.170_ACCURACY/I_SS		
Test Site	Dallas	Dallas
Tester	ETS-364	ETS-364
Test Number	EB6938	EB6938
Unit	uA	uA
Max Limit	100.9	100.9
Min Limit	99	99

krad(Si)	Serial #	Pre	Post	Delta
0	51	99.914	99.885	-0.029
0	52	99.752	99.721	-0.031
0	53	100.086	100.049	-0.037
0	54	99.739	99.723	-0.016
0	55	99.845	99.820	-0.025
3	26	99.741	99.722	-0.019
3	27	99.699	99.689	-0.010
3	28	100.040	100.022	-0.018
3	29	99.744	99.747	0.003
3	30	99.711	99.698	-0.013
4	1	99.723	99.672	-0.051
4	2	99.740	99.716	-0.024
4	3	99.868	99.834	-0.034
4	4	99.784	99.712	-0.072
4	5	99.686	99.674	-0.012
10	31	99.758	99.753	-0.005
10	32	100.002	100.018	0.016
10	33	99.944	99.926	-0.018
10	34	100.024	100.030	0.006
10	35	99.872	99.875	0.003
11	6	100.231	100.227	-0.004
11	7	100.170	100.119	-0.051
11	8	100.160	100.080	-0.080
11	9	99.795	99.756	-0.039
11	10	99.803	99.737	-0.066
30	36	99.946	99.996	0.050
30	37	99.871	99.890	0.019
30	38	99.893	99.858	-0.035
30	39	100.204	100.223	0.019
30	40	99.794	99.792	-0.002
31	15	99.831	99.681	-0.150
31	16	99.893	99.624	-0.269
31	17	100.067	99.874	-0.193
31	18	100.191	99.961	-0.230
31	19	99.906	99.696	-0.210
50	41	99.766	99.845	0.079
50	42	100.173	100.262	0.089
50	43	99.724	99.892	0.168
50	44	99.785	99.852	0.067
50	45	99.742	99.788	0.046
51	11	99.889	99.256	-0.633
51	12	100.229	99.865	-0.364
51	13	99.915	99.677	-0.238
51	14	100.127	99.971	-0.156
51	20	99.803	99.583	-0.220
100	46	100.139	100.160	0.021
100	47	99.780	99.872	0.092
100	48	99.996	100.045	0.049
100	49	99.801	99.834	0.033
100	50	99.714	99.829	0.115
101	21	100.210	100.174	-0.036
101	22	100.230	100.010	-0.220
101	23	100.168	100.085	-0.083



28.170_ACCURACY/I_SS		
Test Site	Dallas	
Tester	ETS-364	
Test Number	EB6938	
Max Limit	100.9	uA
Min Limit	99	uA

krad(Si)	0	3	4	10	11	30	31	50	51	100	101
LL	99.000	99.000	99.000	99.000	99.000	99.000	99.000	99.000	99.000	99.000	99.000
Min	99.721	99.689	99.672	99.753	99.737	99.792	99.624	99.788	99.256	99.829	99.699
Average	99.840	99.776	99.722	99.920	99.984	99.952	99.767	99.928	99.670	99.948	99.946
Max	100.049	100.022	99.834	100.030	100.227	100.223	99.961	100.262	99.971	100.160	100.174
UL	100.900	100.900	100.900	100.900	100.900	100.900	100.900	100.900	100.900	100.900	100.900



### HDR Report TPS7H1111-QMLP

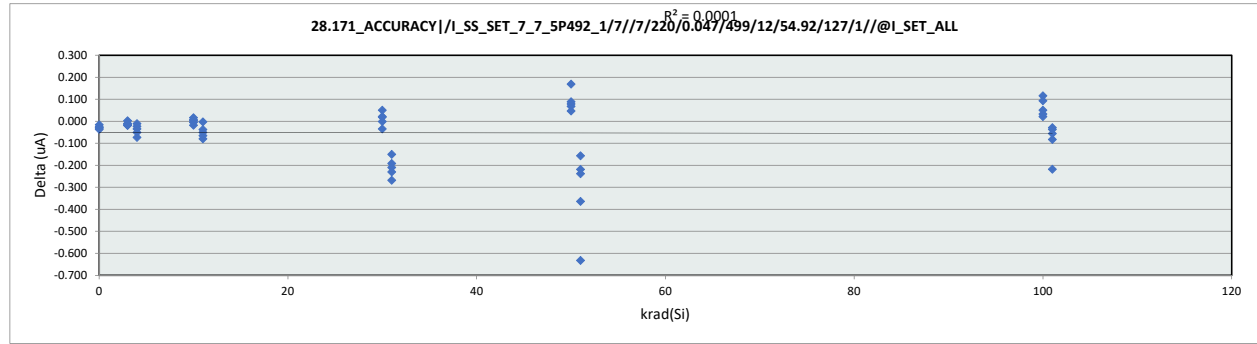
101	24	99.820	99.763	-0.057
101	25	99.726	99.699	-0.027
	Max	100.231	100.262	0.168
	Average	99.912	99.859	-0.053
	Min	99.686	99.256	-0.633
	Std Dev	0.175	0.188	0.130

# HDR Report

## TPS7H1111-QMLP

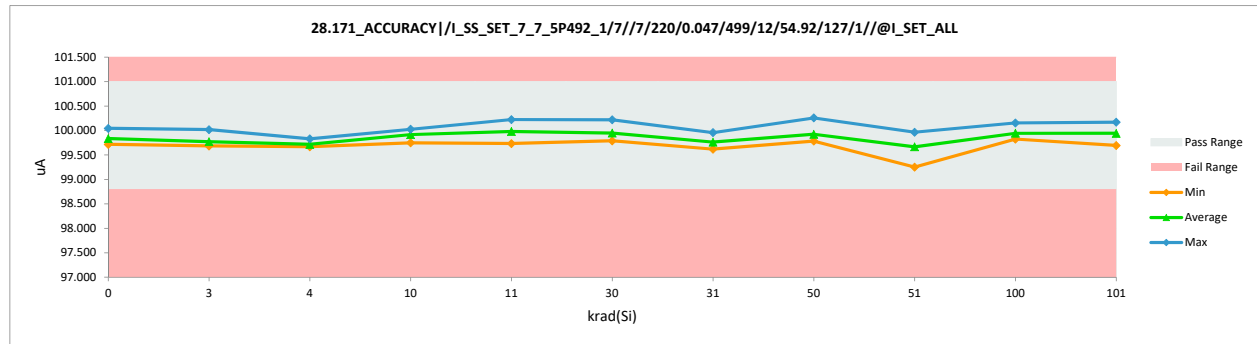
		28.171_ACCURACY /I_SS	
Test Site		Dallas	Dallas
Tester		ETS-364	ETS-364
Test Number		EB6938	EB6938
Unit		uA	uA
Max Limit		101	101
Min Limit		98.8	98.8

krad(Si)	Serial #	Pre	Post	Delta
0	51	99.909	99.880	-0.029
0	52	99.747	99.716	-0.031
0	53	100.081	100.044	-0.037
0	54	99.735	99.719	-0.016
0	55	99.840	99.815	-0.025
3	26	99.735	99.717	-0.018
3	27	99.694	99.684	-0.010
3	28	100.036	100.017	-0.019
3	29	99.740	99.742	0.002
3	30	99.706	99.693	-0.013
4	1	99.718	99.667	-0.051
4	2	99.735	99.712	-0.023
4	3	99.864	99.829	-0.035
4	4	99.780	99.707	-0.073
4	5	99.680	99.669	-0.011
10	31	99.753	99.748	-0.005
10	32	99.998	100.014	0.016
10	33	99.939	99.921	-0.018
10	34	100.019	100.026	0.007
10	35	99.868	99.870	0.002
11	6	100.226	100.223	-0.003
11	7	100.165	100.114	-0.051
11	8	100.154	100.074	-0.080
11	9	99.790	99.752	-0.038
11	10	99.797	99.732	-0.065
30	36	99.941	99.991	0.050
30	37	99.866	99.885	0.019
30	38	99.888	99.853	-0.035
30	39	100.198	100.219	0.021
30	40	99.789	99.788	-0.001
31	15	99.827	99.677	-0.150
31	16	99.887	99.619	-0.268
31	17	100.062	99.870	-0.192
31	18	100.186	99.956	-0.230
31	19	99.901	99.691	-0.210
50	41	99.761	99.840	0.079
50	42	100.168	100.257	0.089
50	43	99.719	99.888	0.169
50	44	99.779	99.847	0.068
50	45	99.737	99.784	0.047
51	11	99.884	99.252	-0.632
51	12	100.223	99.859	-0.364
51	13	99.909	99.671	-0.238
51	14	100.122	99.965	-0.157
51	20	99.798	99.579	-0.219
100	46	100.134	100.155	0.021
100	47	99.775	99.868	0.093
100	48	99.991	100.041	0.050
100	49	99.796	99.829	0.033
100	50	99.709	99.825	0.116
101	21	100.206	100.169	-0.037
101	22	100.225	100.007	-0.218
101	23	100.163	100.080	-0.083



		28.171_ACCURACY /I_SS	
Test Site		Dallas	Dallas
Tester		ETS-364	ETS-364
Test Number		EB6938	EB6938
Unit		uA	uA
Max Limit		101	101
Min Limit		98.8	98.8

krad(Si)	0	3	4	10	11	30	31	50	51	100	101
LL	98.800	98.800	98.800	98.800	98.800	98.800	98.800	98.800	98.800	98.800	98.800
Min	99.716	99.684	99.667	99.748	99.732	99.788	99.619	99.784	99.252	99.825	99.693
Average	99.835	99.771	99.717	99.916	99.979	99.947	99.763	99.923	99.665	99.944	99.942
Max	100.044	100.017	99.829	100.026	100.223	100.219	99.956	100.257	99.965	100.155	100.169
UL	101.000	101.000	101.000	101.000	101.000	101.000	101.000	101.000	101.000	101.000	101.000



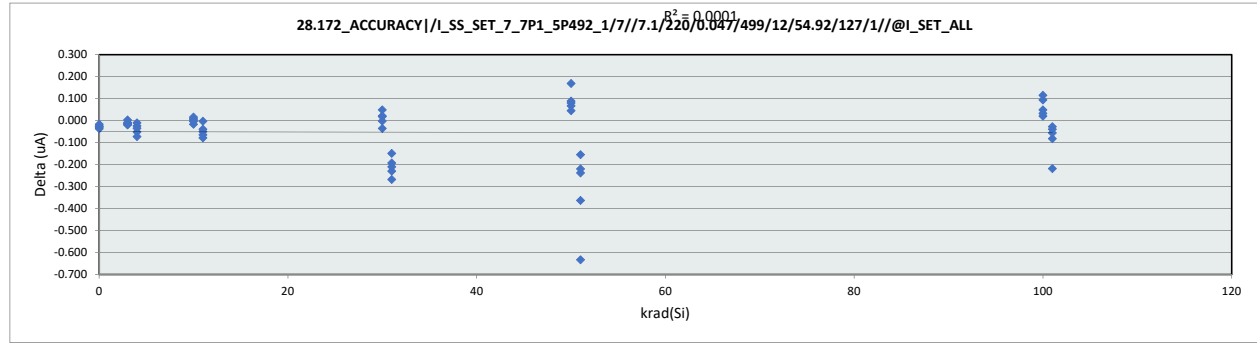
### HDR Report TPS7H1111-QMLP

101	24	99.815	99.759	-0.056
101	25	99.722	99.693	-0.029
	Max	100.226	100.257	0.169
	Average	99.907	99.855	-0.053
	Min	99.680	99.252	-0.632
	Std Dev	0.175	0.188	0.130

# HDR Report TPS7H1111-QMLP

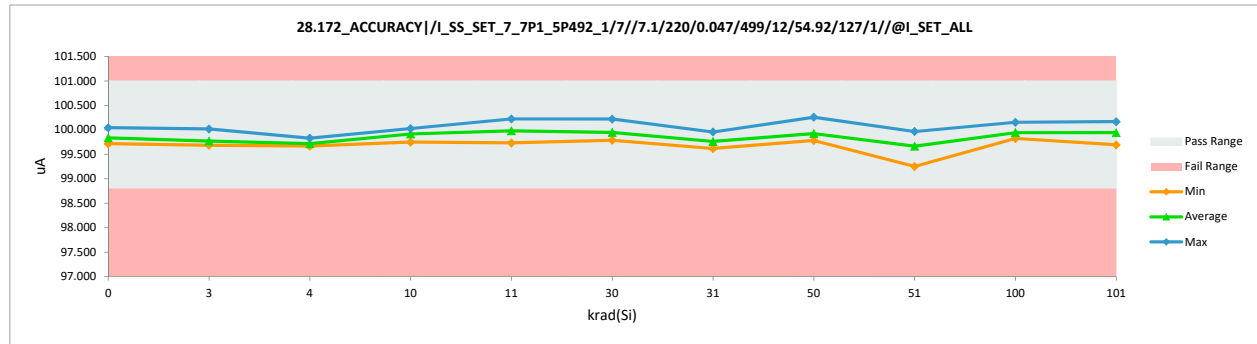
		28.172_ACCURACY /I_SS	
Test Site		Dallas	Dallas
Tester		ETS-364	ETS-364
Test Number		EB6938	EB6938
Unit		uA	uA
Max Limit		101	101
Min Limit		98.8	98.8

krad(Si)	Serial #	Pre	Post	Delta
0	51	99.909	99.881	-0.028
0	52	99.747	99.717	-0.030
0	53	100.081	100.044	-0.037
0	54	99.736	99.719	-0.017
0	55	99.841	99.816	-0.025
3	26	99.736	99.717	-0.019
3	27	99.694	99.685	-0.009
3	28	100.036	100.017	-0.019
3	29	99.740	99.743	0.003
3	30	99.706	99.693	-0.013
4	1	99.719	99.667	-0.052
4	2	99.736	99.712	-0.024
4	3	99.864	99.829	-0.035
4	4	99.780	99.707	-0.073
4	5	99.680	99.670	-0.010
10	31	99.753	99.749	-0.004
10	32	99.998	100.014	0.016
10	33	99.939	99.922	-0.017
10	34	100.019	100.027	0.008
10	35	99.868	99.871	0.003
11	6	100.226	100.223	-0.003
11	7	100.165	100.115	-0.050
11	8	100.154	100.075	-0.079
11	9	99.791	99.752	-0.039
11	10	99.797	99.732	-0.065
30	36	99.941	99.990	0.049
30	37	99.867	99.885	0.018
30	38	99.888	99.852	-0.036
30	39	100.199	100.220	0.021
30	40	99.789	99.787	-0.002
31	15	99.827	99.678	-0.149
31	16	99.887	99.619	-0.268
31	17	100.062	99.869	-0.193
31	18	100.186	99.956	-0.230
31	19	99.901	99.691	-0.210
50	41	99.761	99.841	0.080
50	42	100.169	100.258	0.089
50	43	99.719	99.888	0.169
50	44	99.780	99.847	0.067
50	45	99.738	99.783	0.045
51	11	99.885	99.252	-0.633
51	12	100.223	99.860	-0.363
51	13	99.910	99.672	-0.238
51	14	100.122	99.967	-0.155
51	20	99.799	99.579	-0.220
100	46	100.135	100.155	0.020
100	47	99.775	99.869	0.094
100	48	99.992	100.041	0.049
100	49	99.796	99.829	0.033
100	50	99.710	99.825	0.115
101	21	100.207	100.168	-0.039
101	22	100.225	100.007	-0.218
101	23	100.163	100.081	-0.082



		28.172_ACCURACY /I_SS	
Test Site		Dallas	Dallas
Tester		ETS-364	ETS-364
Test Number		EB6938	EB6938
Unit		uA	uA
Max Limit		101	101
Min Limit		98.8	98.8

krad(Si)	0	3	4	10	11	30	31	50	51	100	101
LL	98.800	98.800	98.800	98.800	98.800	98.800	98.800	98.800	98.800	98.800	98.800
Min	99.717	99.685	99.667	99.749	99.732	99.787	99.619	99.783	99.252	99.825	99.694
Average	99.835	99.771	99.717	99.917	99.979	99.947	99.763	99.923	99.666	99.944	99.942
Max	100.044	100.017	99.829	100.027	100.223	100.220	99.956	100.258	99.967	100.155	100.168
UL	101.000	101.000	101.000	101.000	101.000	101.000	101.000	101.000	101.000	101.000	101.000



HDR Report  
TPS7H1111-QMLP

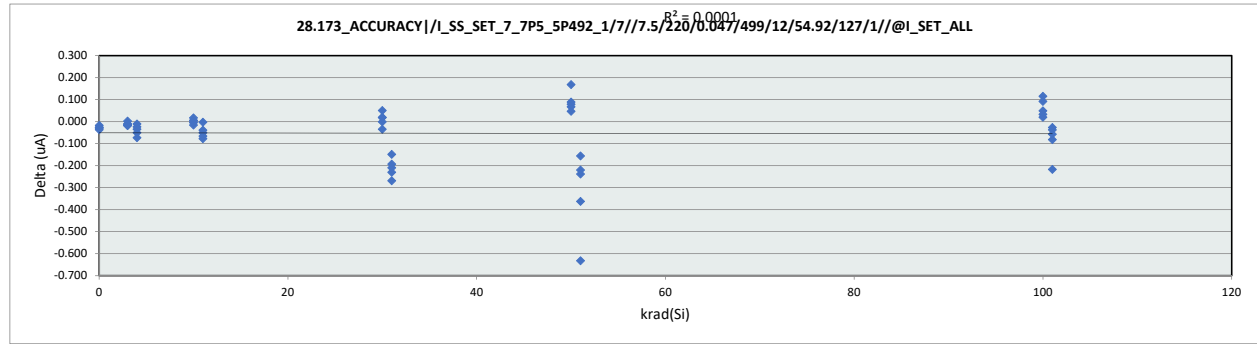
101	24	99.815	99.759	-0.056
101	25	99.722	99.694	-0.028
	Max	100.226	100.258	0.169
	Average	99.907	99.855	-0.053
	Min	99.680	99.252	-0.633
	Std Dev	0.175	0.189	0.130



# HDR Report TPS7H1111-QMLP

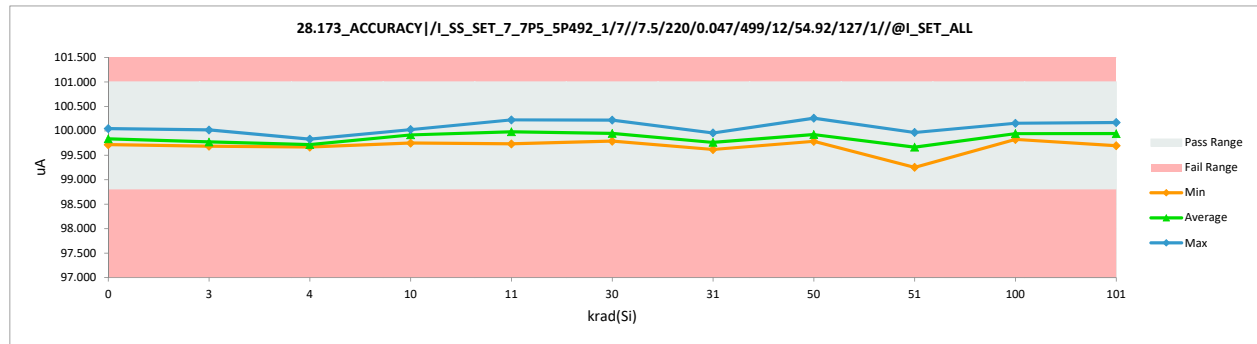
28.173_ACCURACY I_SS		
Test Site	Dallas	Dallas
Tester	ETS-364	ETS-364
Test Number	EB6938	EB6938
Unit	uA	uA
Max Limit	101	101
Min Limit	98.8	98.8

krad(Si)	Serial #	Pre	Post	Delta
0	51	99.910	99.882	-0.028
0	52	99.747	99.717	-0.030
0	53	100.082	100.045	-0.037
0	54	99.737	99.720	-0.017
0	55	99.841	99.816	-0.025
3	26	99.736	99.718	-0.018
3	27	99.695	99.685	-0.010
3	28	100.036	100.018	-0.018
3	29	99.741	99.743	0.002
3	30	99.707	99.694	-0.013
4	1	99.719	99.668	-0.051
4	2	99.736	99.712	-0.024
4	3	99.865	99.830	-0.035
4	4	99.781	99.708	-0.073
4	5	99.681	99.670	-0.011
10	31	99.754	99.749	-0.005
10	32	99.998	100.015	0.017
10	33	99.939	99.923	-0.016
10	34	100.020	100.026	0.006
10	35	99.868	99.871	0.003
11	6	100.227	100.224	-0.003
11	7	100.166	100.115	-0.051
11	8	100.154	100.076	-0.078
11	9	99.791	99.752	-0.039
11	10	99.798	99.732	-0.066
30	36	99.941	99.991	0.050
30	37	99.867	99.885	0.018
30	38	99.889	99.854	-0.035
30	39	100.200	100.219	0.019
30	40	99.790	99.789	-0.001
31	15	99.827	99.678	-0.149
31	16	99.888	99.619	-0.269
31	17	100.063	99.870	-0.193
31	18	100.187	99.957	-0.230
31	19	99.902	99.692	-0.210
50	41	99.762	99.841	0.079
50	42	100.169	100.258	0.089
50	43	99.720	99.888	0.168
50	44	99.781	99.848	0.067
50	45	99.738	99.785	0.047
51	11	99.885	99.253	-0.632
51	12	100.224	99.861	-0.363
51	13	99.910	99.672	-0.238
51	14	100.123	99.967	-0.156
51	20	99.799	99.579	-0.220
100	46	100.135	100.155	0.020
100	47	99.776	99.868	0.092
100	48	99.993	100.042	0.049
100	49	99.797	99.830	0.033
100	50	99.710	99.825	0.115
101	21	100.207	100.169	-0.038
101	22	100.224	100.007	-0.217
101	23	100.163	100.081	-0.082



28.173_ACCURACY I_SS		
Test Site	Dallas	
Tester	ETS-364	
Test Number	EB6938	
Max Limit	101	uA
Min Limit	98.8	uA

krad(Si)	0	3	4	10	11	30	31	50	51	100	101
LL	98.800	98.800	98.800	98.800	98.800	98.800	98.800	98.800	98.800	98.800	98.800
Min	99.717	99.685	99.668	99.749	99.732	99.789	99.619	99.785	99.253	99.825	99.695
Average	99.836	99.772	99.718	99.917	99.980	99.948	99.763	99.924	99.666	99.944	99.942
Max	100.045	100.018	99.830	100.026	100.224	100.219	99.957	100.258	99.967	100.155	100.169
UL	101.000	101.000	101.000	101.000	101.000	101.000	101.000	101.000	101.000	101.000	101.000



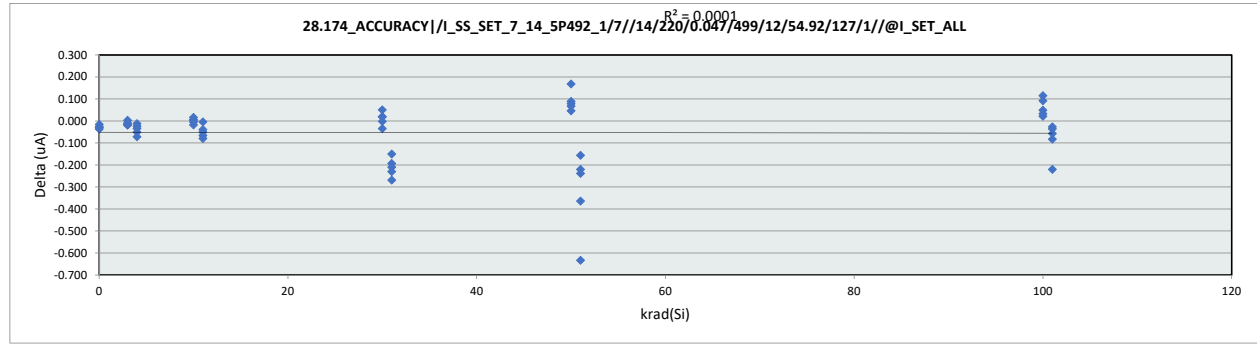
### HDR Report TPS7H1111-QMLP

101	24	99.816	99.759	-0.057
101	25	99.722	99.695	-0.027
	Max	100.227	100.258	0.168
	Average	99.908	99.855	-0.053
	Min	99.681	99.253	-0.632
	Std Dev	0.175	0.188	0.130

# HDR Report TPS7H1111-QMLP

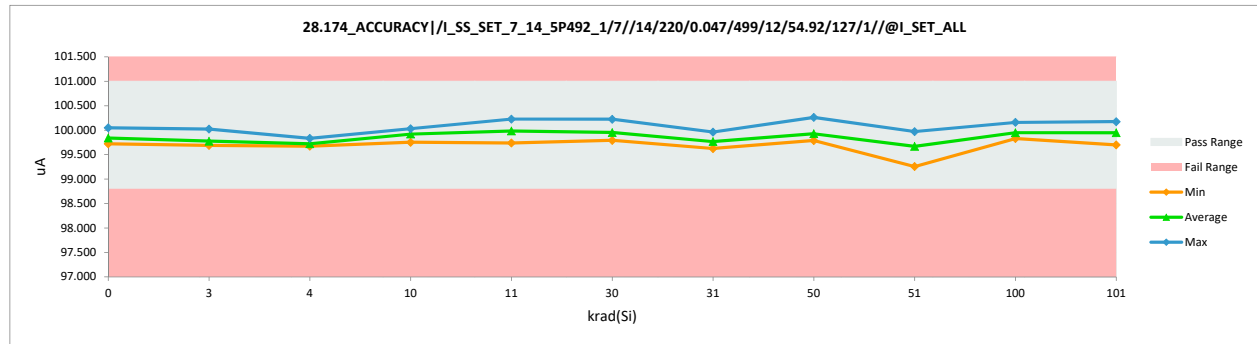
		28.174_ACCURACY/I_SS	
Test Site		Dallas	Dallas
Tester		ETS-364	ETS-364
Test Number		EB6938	EB6938
Unit		uA	uA
Max Limit		101	101
Min Limit		98.8	98.8

krad(Si)	Serial #	Pre	Post	Delta
0	51	99.914	99.885	-0.029
0	52	99.752	99.721	-0.031
0	53	100.086	100.049	-0.037
0	54	99.739	99.723	-0.016
0	55	99.845	99.820	-0.025
3	26	99.741	99.722	-0.019
3	27	99.699	99.689	-0.010
3	28	100.040	100.022	-0.018
3	29	99.744	99.747	0.003
3	30	99.711	99.698	-0.013
4	1	99.723	99.672	-0.051
4	2	99.740	99.716	-0.024
4	3	99.868	99.834	-0.034
4	4	99.784	99.712	-0.072
4	5	99.686	99.674	-0.012
10	31	99.758	99.753	-0.005
10	32	100.002	100.018	0.016
10	33	99.944	99.926	-0.018
10	34	100.024	100.030	0.006
10	35	99.872	99.875	0.003
11	6	100.231	100.227	-0.004
11	7	100.170	100.119	-0.051
11	8	100.160	100.080	-0.080
11	9	99.795	99.756	-0.039
11	10	99.803	99.737	-0.066
30	36	99.946	99.996	0.050
30	37	99.871	99.890	0.019
30	38	99.893	99.858	-0.035
30	39	100.204	100.223	0.019
30	40	99.794	99.792	-0.002
31	15	99.831	99.681	-0.150
31	16	99.893	99.624	-0.269
31	17	100.067	99.874	-0.193
31	18	100.191	99.961	-0.230
31	19	99.906	99.696	-0.210
50	41	99.766	99.845	0.079
50	42	100.173	100.262	0.089
50	43	99.724	99.892	0.168
50	44	99.785	99.852	0.067
50	45	99.742	99.788	0.046
51	11	99.889	99.256	-0.633
51	12	100.229	99.865	-0.364
51	13	99.915	99.677	-0.238
51	14	100.127	99.971	-0.156
51	20	99.803	99.583	-0.220
100	46	100.139	100.160	0.021
100	47	99.780	99.872	0.092
100	48	99.996	100.045	0.049
100	49	99.801	99.834	0.033
100	50	99.714	99.829	0.115
101	21	100.210	100.174	-0.036
101	22	100.230	100.010	-0.220
101	23	100.168	100.085	-0.083



		28.174_ACCURACY/I_SS	
Test Site		Dallas	Dallas
Tester		ETS-364	ETS-364
Test Number		EB6938	EB6938
Unit		uA	uA
Max Limit		101	101
Min Limit		98.8	98.8

krad(Si)	0	3	4	10	11	30	31	50	51	100	101
LL	98.800	98.800	98.800	98.800	98.800	98.800	98.800	98.800	98.800	98.800	98.800
Min	99.721	99.689	99.672	99.753	99.737	99.792	99.624	99.788	99.256	99.829	99.699
Average	99.840	99.776	99.722	99.920	99.984	99.952	99.767	99.928	99.670	99.948	99.946
Max	100.049	100.022	99.834	100.030	100.227	100.223	99.961	100.262	99.971	100.160	100.174
UL	101.000	101.000	101.000	101.000	101.000	101.000	101.000	101.000	101.000	101.000	101.000



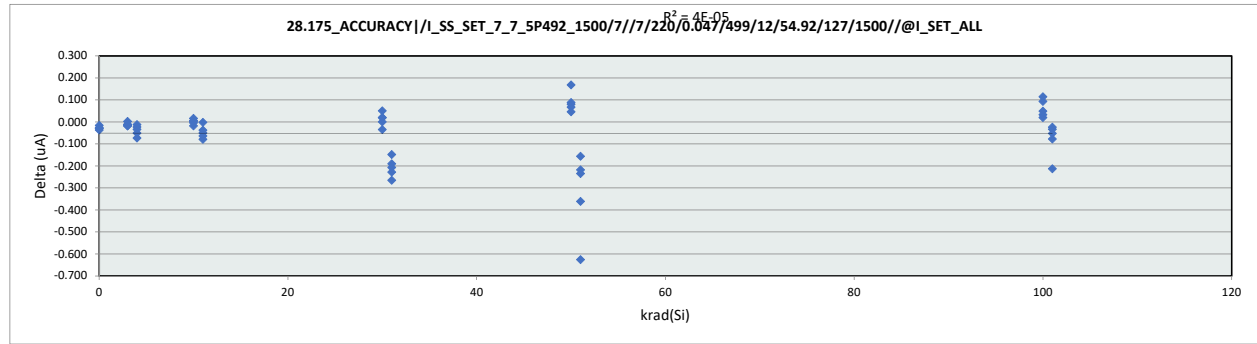
HDR Report  
TPS7H1111-QMLP

101	24	99.820	99.763	-0.057
101	25	99.726	99.699	-0.027
	Max	100.231	100.262	0.168
	Average	99.912	99.859	-0.053
	Min	99.686	99.256	-0.633
	Std Dev	0.175	0.188	0.130

# HDR Report TPS7H1111-QMLP

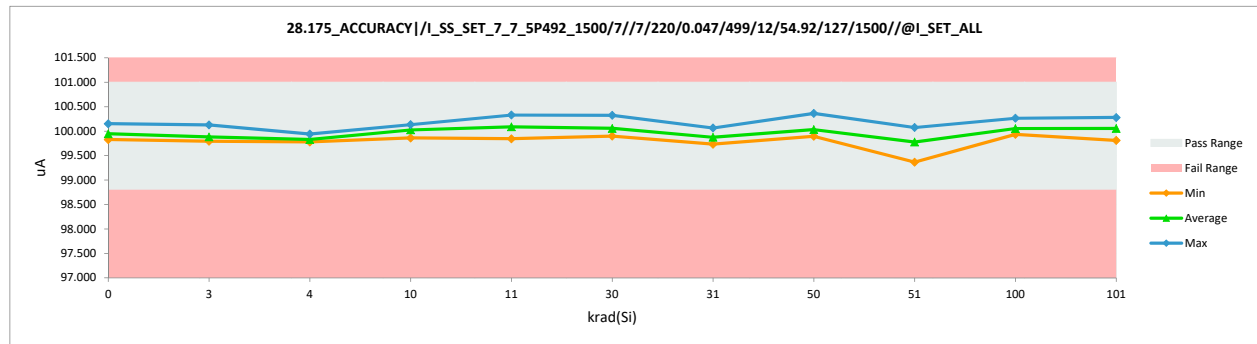
28.175_ACCURACY/I_SS		
Test Site	Dallas	Dallas
Tester	ETS-364	ETS-364
Test Number	EB6938	EB6938
Unit	uA	uA
Max Limit	101	101
Min Limit	98.8	98.8

krad(Si)	Serial #	Pre	Post	Delta
0	51	100.020	99.991	-0.029
0	52	99.858	99.828	-0.030
0	53	100.189	100.152	-0.037
0	54	99.845	99.829	-0.016
0	55	99.950	99.924	-0.026
3	26	99.847	99.829	-0.018
3	27	99.805	99.794	-0.011
3	28	100.145	100.127	-0.018
3	29	99.850	99.852	0.002
3	30	99.819	99.806	-0.013
4	1	99.829	99.778	-0.051
4	2	99.844	99.821	-0.023
4	3	99.975	99.941	-0.034
4	4	99.891	99.818	-0.073
4	5	99.793	99.781	-0.012
10	31	99.864	99.860	-0.004
10	32	100.107	100.123	0.016
10	33	100.048	100.030	-0.018
10	34	100.128	100.134	0.006
10	35	99.978	99.981	0.003
11	6	100.331	100.329	-0.002
11	7	100.272	100.222	-0.050
11	8	100.262	100.183	-0.079
11	9	99.903	99.865	-0.038
11	10	99.908	99.844	-0.064
30	36	100.049	100.099	0.050
30	37	99.976	99.996	0.020
30	38	99.998	99.963	-0.035
30	39	100.305	100.324	0.019
30	40	99.898	99.898	0.000
31	15	99.938	99.790	-0.148
31	16	99.998	99.733	-0.265
31	17	100.169	99.979	-0.190
31	18	100.293	100.065	-0.228
31	19	100.012	99.805	-0.207
50	41	99.869	99.949	0.080
50	42	100.276	100.364	0.088
50	43	99.831	99.999	0.168
50	44	99.890	99.957	0.067
50	45	99.848	99.894	0.046
51	11	99.993	99.367	-0.626
51	12	100.330	99.969	-0.361
51	13	100.019	99.784	-0.235
51	14	100.231	100.075	-0.156
51	20	99.909	99.691	-0.218
100	46	100.245	100.265	0.020
100	47	99.884	99.977	0.093
100	48	100.099	100.148	0.049
100	49	99.908	99.941	0.033
100	50	99.821	99.935	0.114
101	21	100.312	100.279	-0.033
101	22	100.332	100.119	-0.213
101	23	100.272	100.194	-0.078



28.175_ACCURACY/I_SS		
Test Site	Dallas	
Tester	ETS-364	
Test Number	EB6938	
Max Limit	101	uA
Min Limit	98.8	uA

krad(Si)	0	3	4	10	11	30	31	50	51	100	101
LL	98.800	98.800	98.800	98.800	98.800	98.800	98.800	98.800	98.800	98.800	98.800
Min	99.828	99.794	99.778	99.860	99.844	99.898	99.733	99.894	99.367	99.935	99.809
Average	99.945	99.882	99.828	100.026	100.089	100.056	99.874	100.033	99.777	100.053	100.055
Max	100.152	100.127	99.941	100.134	100.329	100.324	100.065	100.364	100.075	100.265	100.279
UL	101.000	101.000	101.000	101.000	101.000	101.000	101.000	101.000	101.000	101.000	101.000



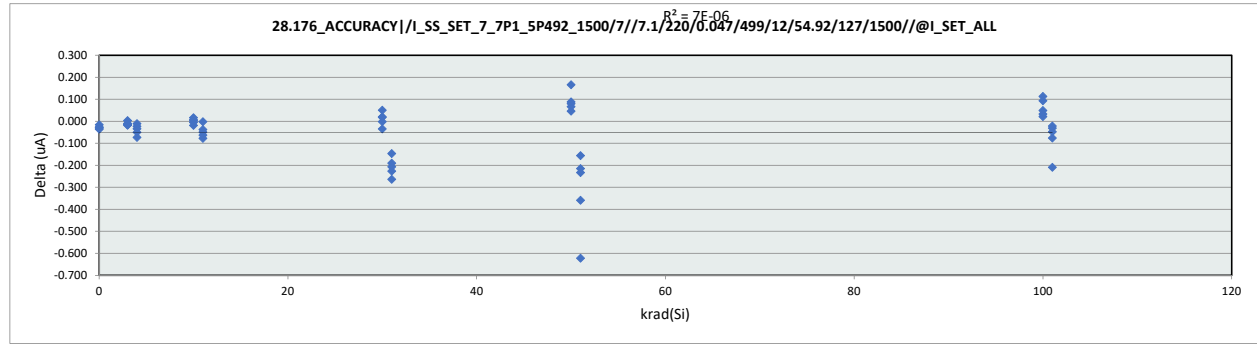
### HDR Report TPS7H1111-QMLP

101	24	99.926	99.874	-0.052
101	25	99.833	99.809	-0.024
	Max	100.332	100.364	0.168
	Average	100.017	99.965	-0.052
	Min	99.793	99.367	-0.626
	Std Dev	0.173	0.187	0.128

# HDR Report TPS7H1111-QMLP

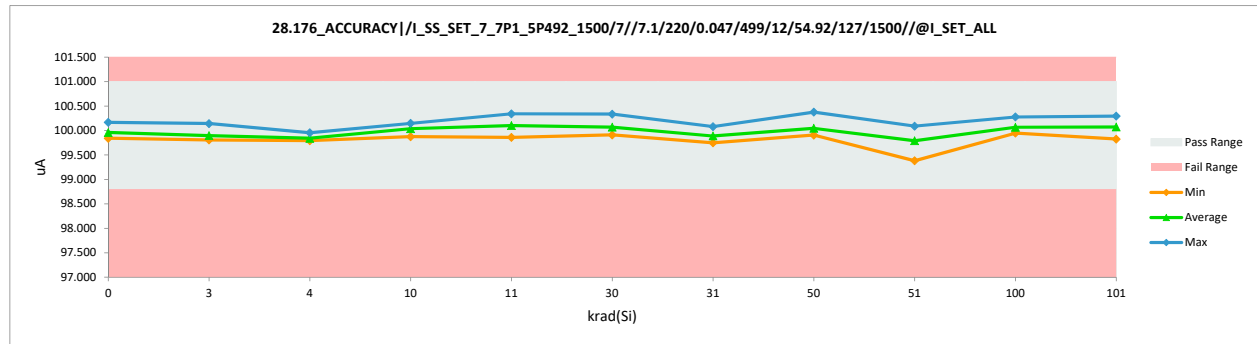
28.176_ACCURACY/I_SS		
Test Site	Dallas	Dallas
Tester	ETS-364	ETS-364
Test Number	EB6938	EB6938
Unit	uA	uA
Max Limit	101	101
Min Limit	98.8	98.8

krad(Si)	Serial #	Pre	Post	Delta
0	51	100.033	100.004	-0.029
0	52	99.872	99.841	-0.031
0	53	100.202	100.166	-0.036
0	54	99.858	99.842	-0.016
0	55	99.962	99.936	-0.026
3	26	99.860	99.842	-0.018
3	27	99.817	99.807	-0.010
3	28	100.157	100.141	-0.016
3	29	99.863	99.866	0.003
3	30	99.833	99.819	-0.014
4	1	99.841	99.791	-0.050
4	2	99.856	99.833	-0.023
4	3	99.989	99.955	-0.034
4	4	99.903	99.830	-0.073
4	5	99.806	99.795	-0.011
10	31	99.878	99.873	-0.005
10	32	100.118	100.134	0.016
10	33	100.061	100.042	-0.019
10	34	100.139	100.146	0.007
10	35	99.991	99.993	0.002
11	6	100.343	100.341	-0.002
11	7	100.284	100.235	-0.049
11	8	100.275	100.197	-0.078
11	9	99.917	99.879	-0.038
11	10	99.921	99.858	-0.063
30	36	100.061	100.111	0.050
30	37	99.989	100.009	0.020
30	38	100.011	99.976	-0.035
30	39	100.317	100.335	0.018
30	40	99.912	99.910	-0.002
31	15	99.952	99.805	-0.147
31	16	100.012	99.748	-0.264
31	17	100.183	99.993	-0.190
31	18	100.306	100.079	-0.227
31	19	100.025	99.818	-0.207
50	41	99.881	99.961	0.080
50	42	100.288	100.376	0.088
50	43	99.844	100.010	0.166
50	44	99.904	99.970	0.066
50	45	99.860	99.906	0.046
51	11	100.004	99.382	-0.622
51	12	100.342	99.983	-0.359
51	13	100.031	99.798	-0.233
51	14	100.245	100.089	-0.156
51	20	99.921	99.706	-0.215
100	46	100.257	100.278	0.021
100	47	99.897	99.990	0.093
100	48	100.111	100.160	0.049
100	49	99.921	99.954	0.033
100	50	99.834	99.947	0.113
101	21	100.325	100.294	-0.031
101	22	100.345	100.136	-0.209
101	23	100.286	100.210	-0.076



28.176_ACCURACY/I_SS		
Test Site	Dallas	
Tester	ETS-364	
Test Number	EB6938	
Max Limit	101	uA
Min Limit	98.8	uA

krad(Si)	0	3	4	10	11	30	31	50	51	100	101
LL	98.800	98.800	98.800	98.800	98.800	98.800	98.800	98.800	98.800	98.800	98.800
Min	99.841	99.807	99.791	99.873	99.858	99.910	99.748	99.906	99.382	99.947	99.824
Average	99.958	99.895	99.841	100.038	100.102	100.068	99.889	100.045	99.792	100.066	100.071
Max	100.166	100.141	99.955	100.146	100.341	100.335	100.079	100.376	100.089	100.278	100.294
UL	101.000	101.000	101.000	101.000	101.000	101.000	101.000	101.000	101.000	101.000	101.000



### HDR Report TPS7H1111-QMLP

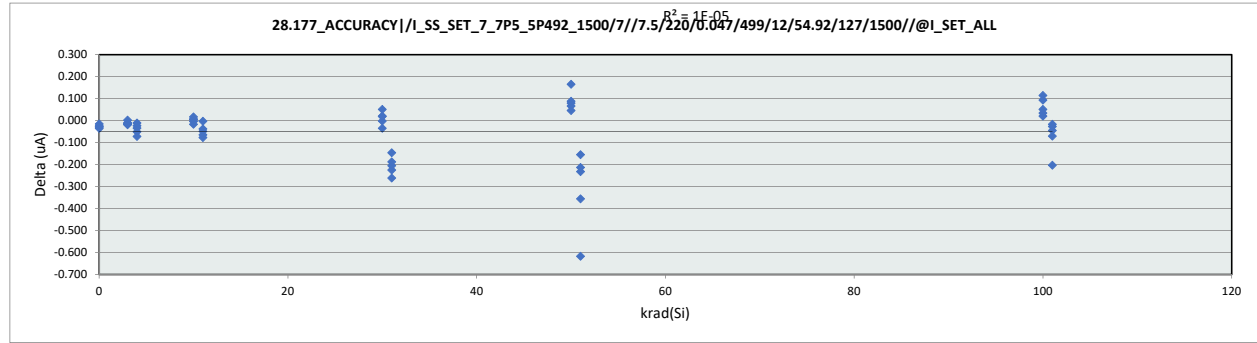
101	24	99.938	99.890	-0.048
101	25	99.846	99.824	-0.022
	Max	100.345	100.376	0.166
	Average	100.030	99.978	-0.051
	Min	99.806	99.382	-0.622
	Std Dev	0.173	0.187	0.128



# HDR Report TPS7H1111-QMLP

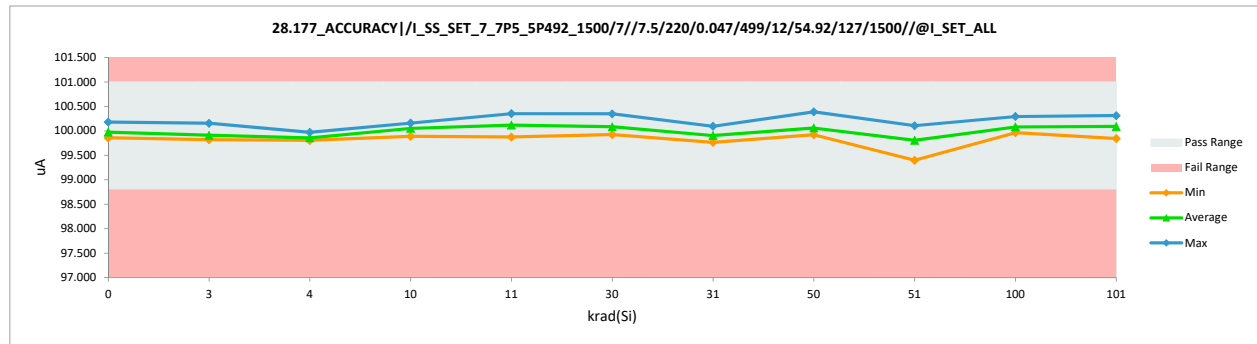
28.177_ACCURACY/I_SS		
Test Site	Dallas	Dallas
Tester	ETS-364	ETS-364
Test Number	EB6938	EB6938
Unit	uA	uA
Max Limit	101	101
Min Limit	98.8	98.8

krad(Si)	Serial #	Pre	Post	Delta
0	51	100.047	100.019	-0.028
0	52	99.887	99.857	-0.030
0	53	100.216	100.180	-0.036
0	54	99.872	99.857	-0.015
0	55	99.975	99.951	-0.024
3	26	99.876	99.857	-0.019
3	27	99.830	99.820	-0.010
3	28	100.171	100.155	-0.016
3	29	99.878	99.880	0.002
3	30	99.848	99.835	-0.013
4	1	99.856	99.805	-0.051
4	2	99.869	99.846	-0.023
4	3	100.004	99.970	-0.034
4	4	99.916	99.844	-0.072
4	5	99.821	99.810	-0.011
10	31	99.892	99.888	-0.004
10	32	100.130	100.147	0.017
10	33	100.073	100.056	-0.017
10	34	100.152	100.159	0.007
10	35	100.004	100.008	0.004
11	6	100.355	100.352	-0.003
11	7	100.299	100.250	-0.049
11	8	100.289	100.212	-0.077
11	9	99.933	99.895	-0.038
11	10	99.938	99.873	-0.065
30	36	100.074	100.125	0.051
30	37	100.003	100.023	0.020
30	38	100.025	99.990	-0.035
30	39	100.329	100.348	0.019
30	40	99.926	99.924	-0.002
31	15	99.967	99.821	-0.146
31	16	100.025	99.764	-0.261
31	17	100.197	100.009	-0.188
31	18	100.320	100.095	-0.225
31	19	100.038	99.833	-0.205
50	41	99.896	99.975	0.079
50	42	100.301	100.389	0.088
50	43	99.859	100.024	0.165
50	44	99.917	99.983	0.066
50	45	99.874	99.920	0.046
51	11	100.016	99.399	-0.617
51	12	100.355	99.999	-0.356
51	13	100.045	99.813	-0.232
51	14	100.260	100.105	-0.155
51	20	99.934	99.721	-0.213
100	46	100.273	100.293	0.020
100	47	99.911	100.004	0.093
100	48	100.123	100.174	0.051
100	49	99.936	99.970	0.034
100	50	99.849	99.963	0.114
101	21	100.338	100.311	-0.027
101	22	100.359	100.156	-0.203
101	23	100.301	100.230	-0.071



28.177_ACCURACY/I_SS		
Test Site	Dallas	
Tester	ETS-364	
Test Number	EB6938	
Max Limit	101	uA
Min Limit	98.8	uA

krad(Si)	0	3	4	10	11	30	31	50	51	100	101
LL	98.800	98.800	98.800	98.800	98.800	98.800	98.800	98.800	98.800	98.800	98.800
Min	99.857	99.820	99.805	99.888	99.873	99.924	99.764	99.920	99.399	99.963	99.843
Average	99.973	99.909	99.855	100.052	100.116	100.082	99.904	100.058	99.807	100.081	100.090
Max	100.180	100.155	99.970	100.159	100.352	100.348	100.095	100.389	100.105	100.293	100.311
UL	101.000	101.000	101.000	101.000	101.000	101.000	101.000	101.000	101.000	101.000	101.000



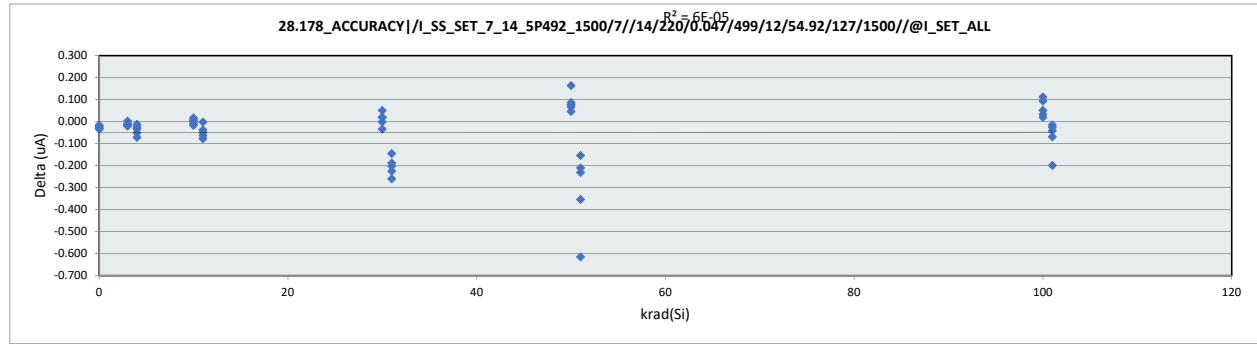
HDR Report  
TPS7H1111-QMLP

101	24	99.953	99.908	-0.045
101	25	99.860	99.843	-0.017
	Max	100.359	100.389	0.165
	Average	100.044	99.993	-0.050
	Min	99.821	99.399	-0.617
	Std Dev	0.173	0.186	0.127

# HDR Report TPS7H1111-QMLP

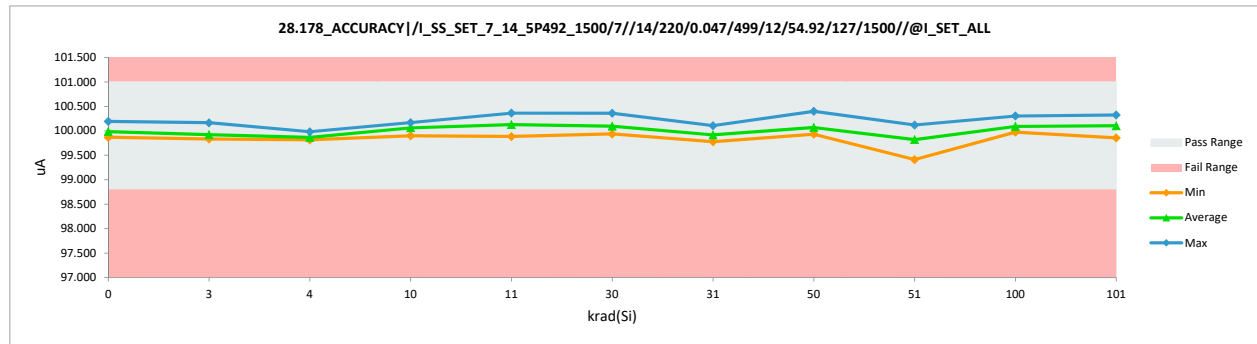
28.178_ACCURACY I_SS		
Test Site	Dallas	Dallas
Tester	ETS-364	ETS-364
Test Number	EB6938	EB6938
Unit	uA	uA
Max Limit	101	101
Min Limit	98.8	98.8

krad(Si)	Serial #	Pre	Post	Delta
0	51	100.059	100.030	-0.029
0	52	99.899	99.868	-0.031
0	53	100.227	100.192	-0.035
0	54	99.883	99.867	-0.016
0	55	99.984	99.961	-0.023
3	26	99.888	99.868	-0.020
3	27	99.841	99.832	-0.009
3	28	100.183	100.165	-0.018
3	29	99.889	99.891	0.002
3	30	99.860	99.847	-0.013
4	1	99.866	99.815	-0.051
4	2	99.880	99.856	-0.024
4	3	100.015	99.982	-0.033
4	4	99.927	99.855	-0.072
4	5	99.833	99.821	-0.012
10	31	99.905	99.898	-0.007
10	32	100.141	100.158	0.017
10	33	100.083	100.066	-0.017
10	34	100.161	100.168	0.007
10	35	100.015	100.018	0.003
11	6	100.365	100.363	-0.002
11	7	100.311	100.261	-0.050
11	8	100.301	100.223	-0.078
11	9	99.946	99.908	-0.038
11	10	99.948	99.884	-0.064
30	36	100.086	100.136	0.050
30	37	100.016	100.035	0.019
30	38	100.036	100.002	-0.034
30	39	100.339	100.359	0.020
30	40	99.936	99.935	-0.001
31	15	99.978	99.833	-0.145
31	16	100.037	99.777	-0.260
31	17	100.209	100.021	-0.188
31	18	100.331	100.106	-0.225
31	19	100.049	99.846	-0.203
50	41	99.908	99.985	0.077
50	42	100.313	100.400	0.087
50	43	99.870	100.034	0.164
50	44	99.928	99.994	0.066
50	45	99.884	99.930	0.046
51	11	100.027	99.412	-0.615
51	12	100.365	100.011	-0.354
51	13	100.055	99.824	-0.231
51	14	100.272	100.118	-0.154
51	20	99.945	99.734	-0.211
100	46	100.285	100.304	0.019
100	47	99.922	100.015	0.093
100	48	100.133	100.184	0.051
100	49	99.947	99.980	0.033
100	50	99.862	99.974	0.112
101	21	100.349	100.324	-0.025
101	22	100.369	100.170	-0.199
101	23	100.313	100.244	-0.069



28.178_ACCURACY I_SS		
Test Site	Dallas	Dallas
Tester	ETS-364	ETS-364
Test Number	EB6938	EB6938
Unit	uA	uA
Max Limit	101	101
Min Limit	98.8	98.8

krad(Si)	0	3	4	10	11	30	31	50	51	100	101
LL	98.800	98.800	98.800	98.800	98.800	98.800	98.800	98.800	98.800	98.800	98.800
Min	99.867	99.832	99.815	99.898	99.884	99.935	99.777	99.930	99.412	99.974	99.856
Average	99.984	99.921	99.866	100.062	100.128	100.093	99.917	100.069	99.820	100.091	100.103
Max	100.192	100.165	99.982	100.168	100.363	100.359	100.106	100.400	100.118	100.304	100.324
UL	101.000	101.000	101.000	101.000	101.000	101.000	101.000	101.000	101.000	101.000	101.000



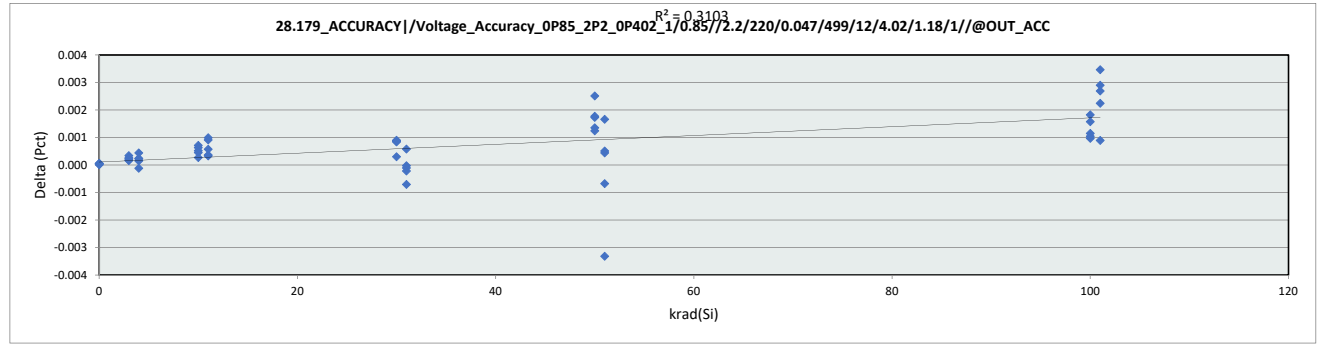
HDR Report  
TPS7H1111-QMLP

101	24	99.963	99.922	-0.041
101	25	99.871	99.856	-0.015
	Max	100.369	100.400	0.164
	Average	100.055	100.005	-0.050
	Min	99.833	99.412	-0.615
	Std Dev	0.173	0.186	0.126

# HDR Report TPS7H1111-QMLP

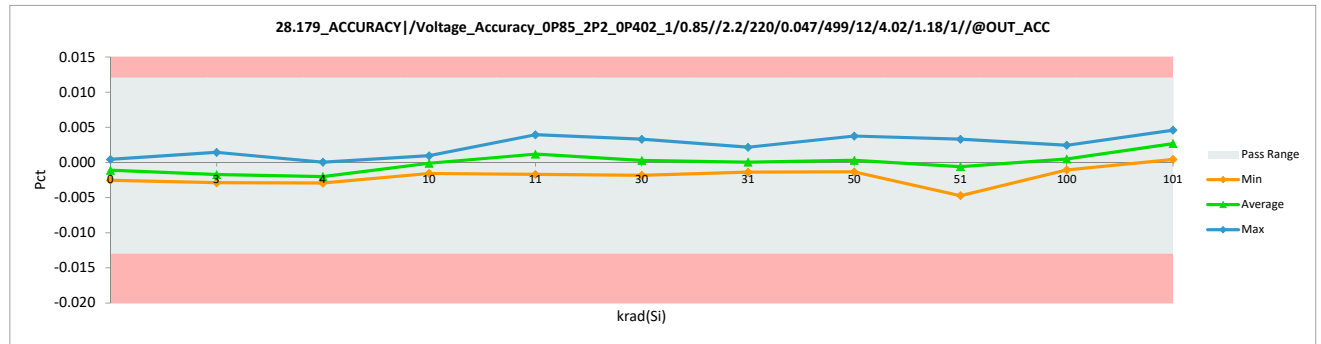
		28.179_ACCURACY /Voltage	
Test Site		Dallas	Dallas
Tester		ETS-364	ETS-364
Test Number		EB6938	EB6938
Unit		Pct	Pct
Max Limit		0.012	0.012
Min Limit		-0.013	-0.013

krad(Si)	Serial #	Pre	Post	Delta
0	51	0.000	0.000	0.000
0	52	-0.003	-0.003	0.000
0	53	0.000	0.000	0.000
0	54	-0.002	-0.002	0.000
0	55	-0.001	-0.001	0.000
3	26	-0.002	-0.002	0.000
3	27	-0.003	-0.003	0.000
3	28	0.001	0.001	0.000
3	29	-0.003	-0.003	0.000
3	30	-0.003	-0.002	0.000
4	1	-0.003	-0.002	0.000
4	2	-0.003	-0.003	0.000
4	3	0.000	0.000	0.000
4	4	-0.002	-0.002	0.000
4	5	-0.003	-0.003	0.000
10	31	-0.002	-0.002	0.000
10	32	0.000	0.001	0.001
10	33	-0.001	0.000	0.000
10	34	0.000	0.001	0.001
10	35	-0.001	0.000	0.001
11	6	0.003	0.004	0.001
11	7	0.002	0.002	0.001
11	8	0.002	0.002	0.000
11	9	-0.002	-0.001	0.001
11	10	-0.002	-0.002	0.000
30	36	0.000	0.001	0.001
30	37	-0.001	0.000	0.001
30	38	-0.001	-0.001	0.000
30	39	0.002	0.003	0.001
30	40	-0.003	-0.002	0.001
31	15	-0.001	-0.001	0.001
31	16	-0.001	-0.001	-0.001
31	17	0.001	0.001	0.000
31	18	0.002	0.002	0.000
31	19	0.000	-0.001	0.000
50	41	-0.002	0.000	0.002
50	42	0.002	0.004	0.002
50	43	-0.002	0.000	0.003
50	44	-0.003	-0.001	0.001
50	45	-0.002	-0.001	0.001
51	11	-0.001	-0.005	-0.003
51	12	0.002	0.001	-0.001
51	13	-0.001	0.000	0.001
51	14	0.002	0.003	0.002
51	20	-0.003	-0.002	0.000
100	46	0.001	0.002	0.001
100	47	-0.002	-0.001	0.002
100	48	0.001	0.002	0.001
100	49	-0.001	0.000	0.001
100	50	-0.003	-0.001	0.002
101	21	0.001	0.004	0.003
101	22	0.003	0.003	0.001
101	23	0.002	0.005	0.002



		28.179_ACCURACY	
Test Site		Dallas	
Tester		ETS-364	
Test Number		EB6938	
Max Limit		0.012	Pct
Min Limit		-0.013	Pct

krad(Si)	0	3	4	10	11	30	31	50	51	100	101
LL	-0.013	-0.013	-0.013	-0.013	-0.013	-0.013	-0.013	-0.013	-0.013	-0.013	-0.013
Min	-0.003	-0.003	-0.003	-0.002	-0.002	-0.002	-0.001	-0.001	-0.005	-0.001	0.000
Average	-0.001	-0.002	-0.002	0.000	0.001	0.000	0.000	0.000	-0.001	0.000	0.003
Max	0.000	0.001	0.000	0.001	0.004	0.003	0.002	0.004	0.003	0.002	0.005
UL	0.012	0.012	0.012	0.012	0.012	0.012	0.012	0.012	0.012	0.012	0.012



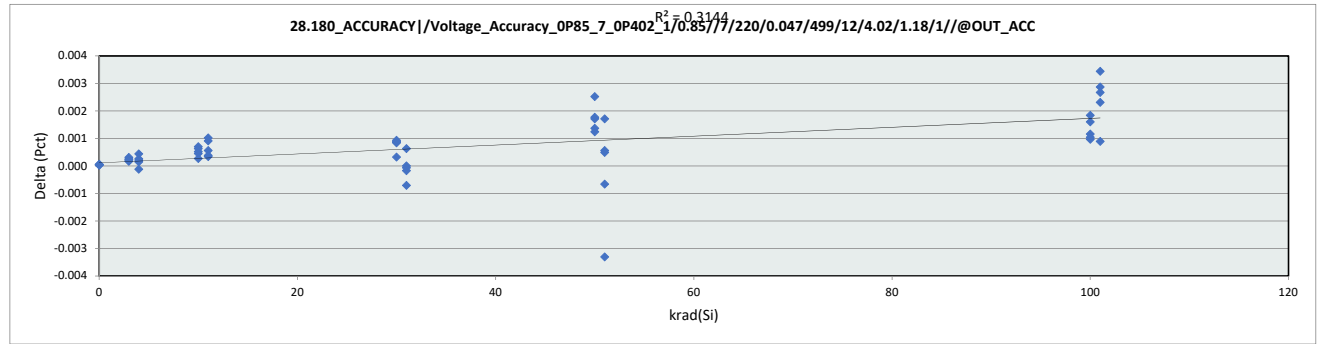
### HDR Report TPS7H1111-QMLP

101	24	-0.002	0.001	0.003
101	25	-0.003	0.000	0.003
	Max	0.003	0.005	0.003
	Average	-0.001	0.000	0.001
	Min	-0.003	-0.005	-0.003
	Std Dev	0.002	0.002	0.001

# HDR Report TPS7H1111-QMLP

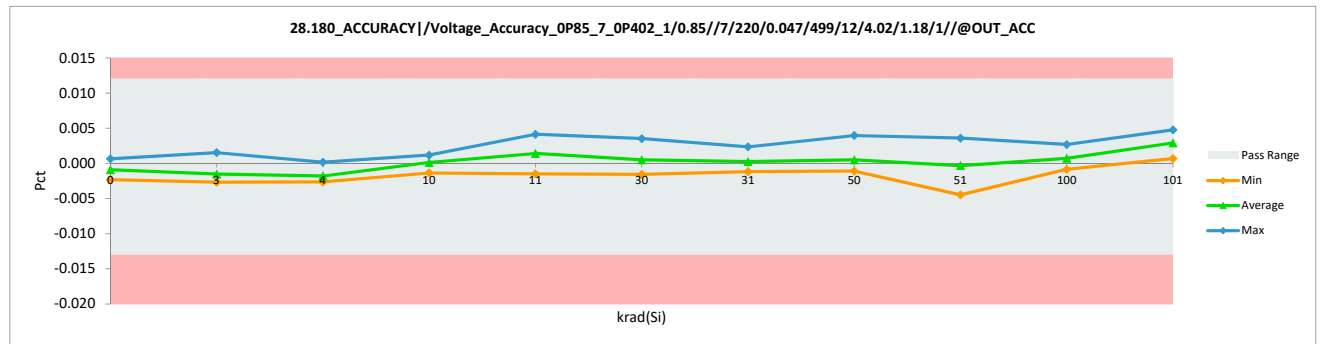
		28.180_ACCURACY /Voltage	
Test Site		Dallas	Dallas
Tester		ETS-364	ETS-364
Test Number		EB6938	EB6938
Unit		Pct	Pct
Max Limit		0.012	0.012
Min Limit		-0.013	-0.013

krad(Si)	Serial #	Pre	Post	Delta
0	51	0.000	0.000	0.000
0	52	-0.002	-0.002	0.000
0	53	0.001	0.001	0.000
0	54	-0.002	-0.002	0.000
0	55	-0.001	-0.001	0.000
3	26	-0.002	-0.002	0.000
3	27	-0.003	-0.003	0.000
3	28	0.001	0.002	0.000
3	29	-0.003	-0.002	0.000
3	30	-0.002	-0.002	0.000
4	1	-0.002	-0.002	0.000
4	2	-0.003	-0.003	0.000
4	3	0.000	0.000	0.000
4	4	-0.002	-0.002	0.000
4	5	-0.003	-0.003	0.000
10	31	-0.002	-0.001	0.000
10	32	0.001	0.001	0.001
10	33	-0.001	0.000	0.000
10	34	0.001	0.001	0.001
10	35	-0.001	0.000	0.001
11	6	0.003	0.004	0.001
11	7	0.002	0.003	0.001
11	8	0.002	0.002	0.000
11	9	-0.001	0.000	0.001
11	10	-0.002	-0.001	0.000
30	36	0.000	0.001	0.001
30	37	-0.001	0.000	0.001
30	38	-0.001	0.000	0.000
30	39	0.003	0.004	0.001
30	40	-0.002	-0.002	0.001
31	15	-0.001	0.000	0.001
31	16	0.000	-0.001	-0.001
31	17	0.001	0.001	0.000
31	18	0.002	0.002	0.000
31	19	0.000	0.000	0.000
50	41	-0.002	0.000	0.002
50	42	0.002	0.004	0.002
50	43	-0.002	0.001	0.003
50	44	-0.002	-0.001	0.001
50	45	-0.002	-0.001	0.001
51	11	-0.001	-0.004	-0.003
51	12	0.002	0.001	-0.001
51	13	-0.001	0.000	0.001
51	14	0.002	0.004	0.002
51	20	-0.003	-0.002	0.000
100	46	0.002	0.003	0.001
100	47	-0.002	0.000	0.002
100	48	0.001	0.002	0.001
100	49	-0.001	0.000	0.001
100	50	-0.003	-0.001	0.002
101	21	0.002	0.004	0.003
101	22	0.003	0.004	0.001
101	23	0.002	0.005	0.002



		28.180_ACCURACY /	
Test Site		Dallas	
Tester		ETS-364	
Test Number		EB6938	
Max Limit		0.012	Pct
Min Limit		-0.013	Pct

krad(Si)	0	3	4	10	11	30	31	50	51	100	101
LL	-0.013	-0.013	-0.013	-0.013	-0.013	-0.013	-0.013	-0.013	-0.013	-0.013	-0.013
Min	-0.002	-0.003	-0.003	-0.001	-0.001	-0.002	-0.001	-0.001	-0.004	-0.001	0.001
Average	-0.001	-0.002	-0.002	0.000	0.001	0.001	0.000	0.001	0.000	0.001	0.003
Max	0.001	0.002	0.000	0.001	0.004	0.004	0.002	0.004	0.004	0.003	0.005
UL	0.012	0.012	0.012	0.012	0.012	0.012	0.012	0.012	0.012	0.012	0.012



### HDR Report TPS7H1111-QMLP

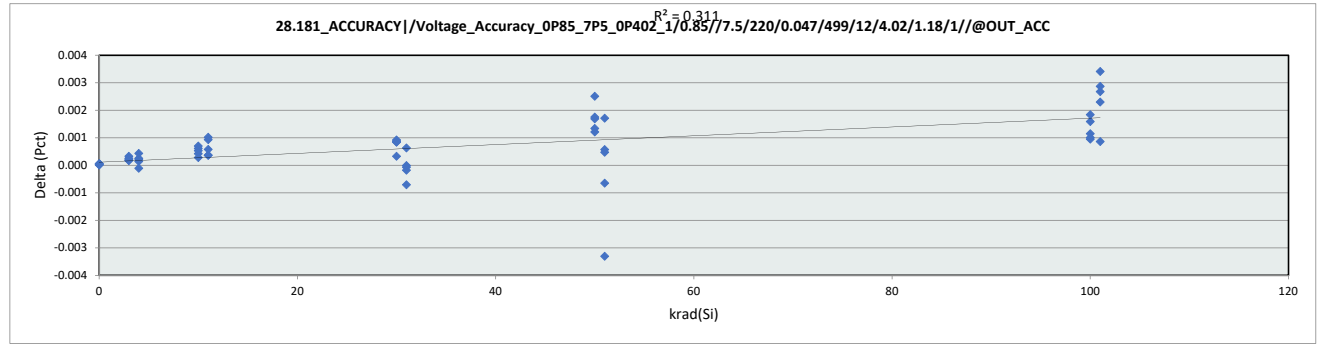
101	24	-0.002	0.001	0.003
101	25	-0.003	0.001	0.003
	Max	0.003	0.005	0.003
	Average	-0.001	0.000	0.001
	Min	-0.003	-0.004	-0.003
	Std Dev	0.002	0.002	0.001



# HDR Report TPS7H1111-QMLP

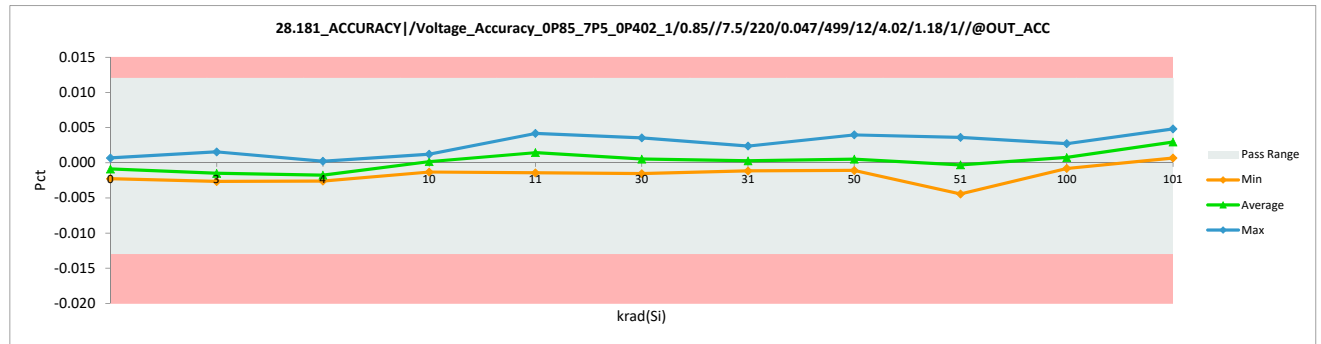
		28.181_ACCURACY /Voltage	
Test Site		Dallas	Dallas
Tester		ETS-364	ETS-364
Test Number		EB6938	EB6938
Unit		Pct	Pct
Max Limit		0.012	0.012
Min Limit		-0.013	-0.013

krad(Si)	Serial #	Pre	Post	Delta
0	51	0.000	0.000	0.000
0	52	-0.002	-0.002	0.000
0	53	0.001	0.001	0.000
0	54	-0.002	-0.002	0.000
0	55	-0.001	-0.001	0.000
3	26	-0.002	-0.002	0.000
3	27	-0.003	-0.003	0.000
3	28	0.001	0.002	0.000
3	29	-0.003	-0.002	0.000
3	30	-0.002	-0.002	0.000
4	1	-0.002	-0.002	0.000
4	2	-0.003	-0.003	0.000
4	3	0.000	0.000	0.000
4	4	-0.002	-0.002	0.000
4	5	-0.003	-0.003	0.000
10	31	-0.002	-0.001	0.000
10	32	0.001	0.001	0.001
10	33	-0.001	0.000	0.000
10	34	0.001	0.001	0.001
10	35	-0.001	0.000	0.001
11	6	0.003	0.004	0.001
11	7	0.002	0.003	0.001
11	8	0.002	0.002	0.000
11	9	-0.001	0.000	0.001
11	10	-0.002	-0.001	0.000
30	36	0.000	0.001	0.001
30	37	-0.001	0.000	0.001
30	38	-0.001	0.000	0.000
30	39	0.003	0.004	0.001
30	40	-0.002	-0.002	0.001
31	15	-0.001	0.000	0.001
31	16	0.000	-0.001	-0.001
31	17	0.001	0.001	0.000
31	18	0.002	0.002	0.000
31	19	0.000	0.000	0.000
50	41	-0.002	0.000	0.002
50	42	0.002	0.004	0.002
50	43	-0.002	0.001	0.003
50	44	-0.002	-0.001	0.001
50	45	-0.002	-0.001	0.001
51	11	-0.001	-0.004	-0.003
51	12	0.002	0.001	-0.001
51	13	-0.001	0.000	0.001
51	14	0.002	0.004	0.002
51	20	-0.002	-0.002	0.000
100	46	0.002	0.003	0.001
100	47	-0.002	0.000	0.002
100	48	0.001	0.002	0.001
100	49	-0.001	0.000	0.001
100	50	-0.003	-0.001	0.002
101	21	0.002	0.004	0.003
101	22	0.003	0.004	0.001
101	23	0.003	0.005	0.002



		28.181_ACCURACY	
Test Site		Dallas	
Tester		ETS-364	
Test Number		EB6938	
Max Limit		0.012	Pct
Min Limit		-0.013	Pct

krad(Si)	0	3	4	10	11	30	31	50	51	100	101
LL	-0.013	-0.013	-0.013	-0.013	-0.013	-0.013	-0.013	-0.013	-0.013	-0.013	-0.013
Min	-0.002	-0.003	-0.003	-0.001	-0.001	-0.002	-0.001	-0.001	-0.004	-0.001	0.001
Average	-0.001	-0.002	-0.002	0.000	0.001	0.001	0.000	0.001	0.000	0.001	0.003
Max	0.001	0.002	0.000	0.001	0.004	0.004	0.002	0.004	0.004	0.003	0.005
UL	0.012	0.012	0.012	0.012	0.012	0.012	0.012	0.012	0.012	0.012	0.012



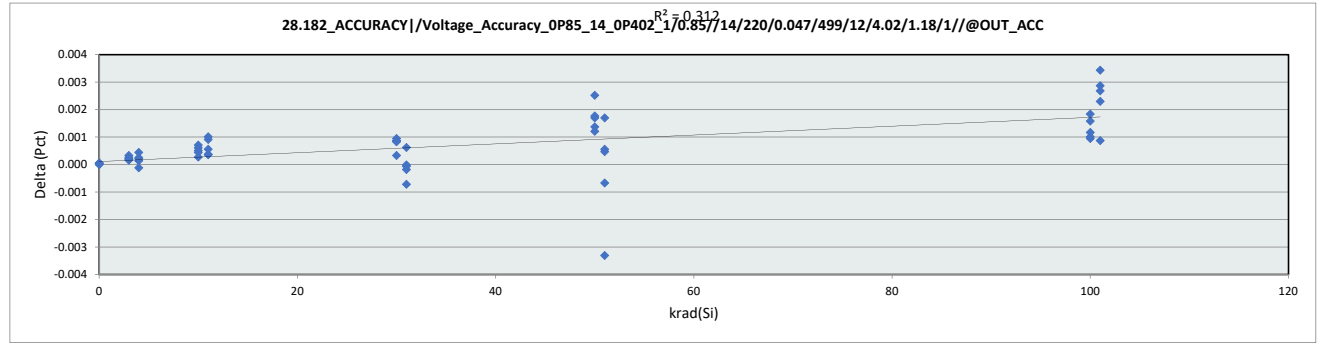
### HDR Report TPS7H1111-QMLP

101	24	-0.002	0.001	0.003
101	25	-0.003	0.001	0.003
	Max	0.003	0.005	0.003
	Average	0.000	0.000	0.001
	Min	-0.003	-0.004	-0.003
	Std Dev	0.002	0.002	0.001

# HDR Report TPS7H1111-QMLP

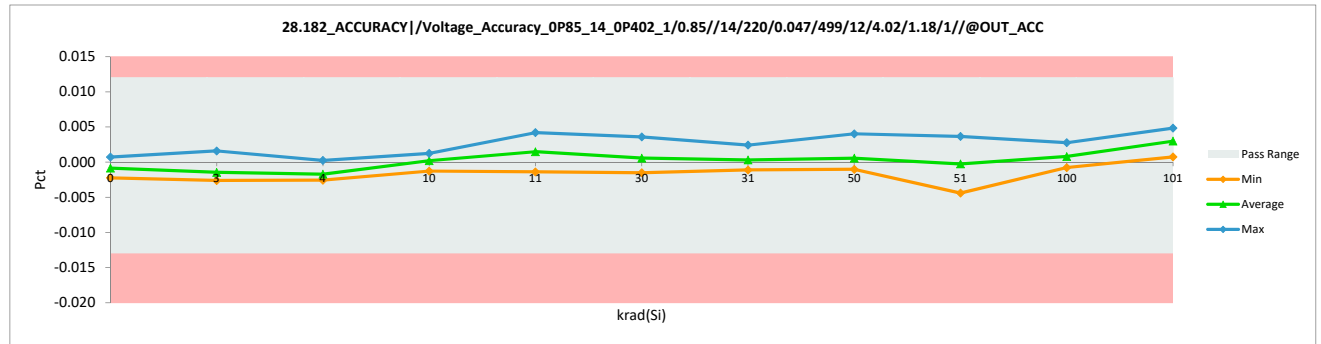
		28.182_ACCURACY /Voltage	
Test Site		Dallas	Dallas
Tester		ETS-364	ETS-364
Test Number		EB6938	EB6938
Unit		Pct	Pct
Max Limit		0.012	0.012
Min Limit		-0.013	-0.013

krad(Si)	Serial #	Pre	Post	Delta
0	51	0.000	0.000	0.000
0	52	-0.002	-0.002	0.000
0	53	0.001	0.001	0.000
0	54	-0.002	-0.002	0.000
0	55	-0.001	-0.001	0.000
3	26	-0.002	-0.002	0.000
3	27	-0.003	-0.003	0.000
3	28	0.001	0.002	0.000
3	29	-0.003	-0.002	0.000
3	30	-0.002	-0.002	0.000
4	1	-0.002	-0.002	0.000
4	2	-0.003	-0.003	0.000
4	3	0.000	0.000	0.000
4	4	-0.002	-0.002	0.000
4	5	-0.003	-0.002	0.000
10	31	-0.002	-0.001	0.000
10	32	0.001	0.001	0.001
10	33	0.000	0.000	0.000
10	34	0.001	0.001	0.001
10	35	-0.001	0.000	0.001
11	6	0.003	0.004	0.001
11	7	0.002	0.003	0.001
11	8	0.002	0.002	0.000
11	9	-0.001	0.000	0.001
11	10	-0.002	-0.001	0.000
30	36	0.000	0.001	0.001
30	37	-0.001	0.000	0.001
30	38	-0.001	0.000	0.000
30	39	0.003	0.004	0.001
30	40	-0.002	-0.002	0.001
31	15	-0.001	0.000	0.001
31	16	0.000	-0.001	-0.001
31	17	0.001	0.001	0.000
31	18	0.002	0.002	0.000
31	19	0.000	0.000	0.000
50	41	-0.002	0.000	0.002
50	42	0.002	0.004	0.002
50	43	-0.002	0.001	0.003
50	44	-0.002	-0.001	0.001
50	45	-0.002	-0.001	0.001
51	11	-0.001	-0.004	-0.003
51	12	0.002	0.001	-0.001
51	13	-0.001	0.000	0.001
51	14	0.002	0.004	0.002
51	20	-0.002	-0.002	0.000
100	46	0.002	0.003	0.001
100	47	-0.002	0.000	0.002
100	48	0.001	0.002	0.001
100	49	-0.001	0.000	0.001
100	50	-0.003	-0.001	0.002
101	21	0.002	0.004	0.003
101	22	0.003	0.004	0.001
101	23	0.003	0.005	0.002



		28.182_ACCURACY /	
Test Site		Dallas	
Tester		ETS-364	
Test Number		EB6938	
Max Limit		0.012	Pct
Min Limit		-0.013	Pct

krad(Si)	0	3	4	10	11	30	31	50	51	100	101
LL	-0.013	-0.013	-0.013	-0.013	-0.013	-0.013	-0.013	-0.013	-0.013	-0.013	-0.013
Min	-0.002	-0.003	-0.003	-0.001	-0.001	-0.002	-0.001	-0.001	-0.004	-0.001	0.001
Average	-0.001	-0.001	-0.002	0.000	0.001	0.001	0.000	0.001	0.000	0.001	0.003
Max	0.001	0.002	0.000	0.001	0.004	0.004	0.002	0.004	0.004	0.003	0.005
UL	0.012	0.012	0.012	0.012	0.012	0.012	0.012	0.012	0.012	0.012	0.012



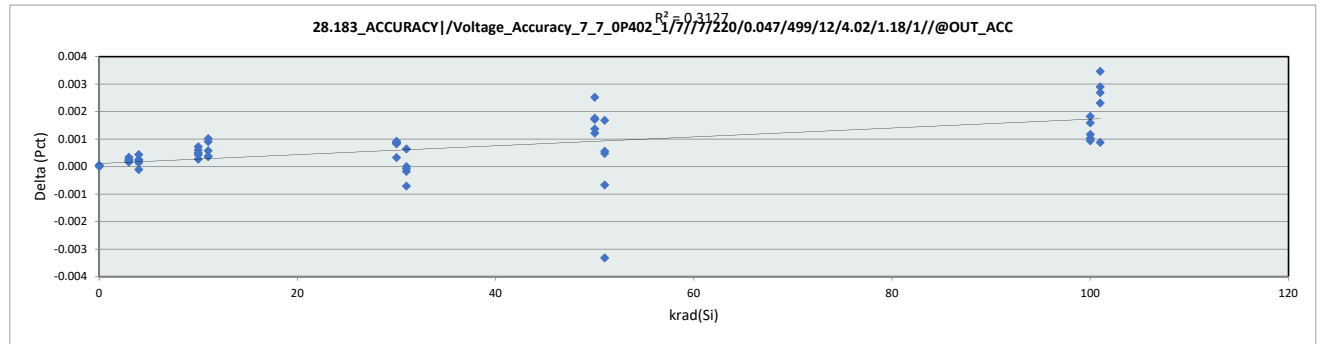
### HDR Report TPS7H1111-QMLP

101	24	-0.002	0.001	0.003
101	25	-0.003	0.001	0.003
	Max	0.003	0.005	0.003
	Average	0.000	0.000	0.001
	Min	-0.003	-0.004	-0.003
	Std Dev	0.002	0.002	0.001

# HDR Report TPS7H1111-QMLP

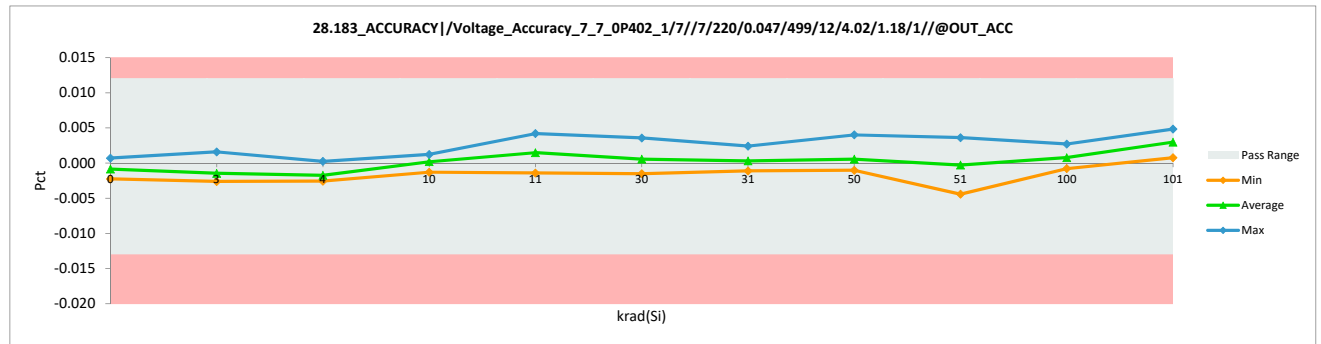
		28.183_ACCURACY /Voltage	
Test Site		Dallas	Dallas
Tester		ETS-364	ETS-364
Test Number		EB6938	EB6938
Unit		Pct	Pct
Max Limit		0.012	0.012
Min Limit		-0.013	-0.013

krad(Si)	Serial #	Pre	Post	Delta
0	51	0.000	0.000	0.000
0	52	-0.002	-0.002	0.000
0	53	0.001	0.001	0.000
0	54	-0.002	-0.002	0.000
0	55	-0.001	-0.001	0.000
3	26	-0.002	-0.002	0.000
3	27	-0.003	-0.003	0.000
3	28	0.001	0.002	0.000
3	29	-0.003	-0.002	0.000
3	30	-0.002	-0.002	0.000
4	1	-0.002	-0.002	0.000
4	2	-0.003	-0.003	0.000
4	3	0.000	0.000	0.000
4	4	-0.002	-0.002	0.000
4	5	-0.003	-0.003	0.000
10	31	-0.002	-0.001	0.000
10	32	0.001	0.001	0.001
10	33	-0.001	0.000	0.000
10	34	0.001	0.001	0.001
10	35	-0.001	0.000	0.001
11	6	0.003	0.004	0.001
11	7	0.002	0.003	0.001
11	8	0.002	0.002	0.000
11	9	-0.001	0.000	0.001
11	10	-0.002	-0.001	0.000
30	36	0.000	0.001	0.001
30	37	-0.001	0.000	0.001
30	38	-0.001	0.000	0.000
30	39	0.003	0.004	0.001
30	40	-0.002	-0.002	0.001
31	15	-0.001	0.000	0.001
31	16	0.000	-0.001	-0.001
31	17	0.001	0.001	0.000
31	18	0.002	0.002	0.000
31	19	0.000	0.000	0.000
50	41	-0.002	0.000	0.002
50	42	0.002	0.004	0.002
50	43	-0.002	0.001	0.003
50	44	-0.002	-0.001	0.001
50	45	-0.002	-0.001	0.001
51	11	-0.001	-0.004	-0.003
51	12	0.002	0.001	-0.001
51	13	-0.001	0.000	0.001
51	14	0.002	0.004	0.002
51	20	-0.002	-0.002	0.000
100	46	0.002	0.003	0.001
100	47	-0.002	0.000	0.002
100	48	0.001	0.002	0.001
100	49	-0.001	0.000	0.001
100	50	-0.003	-0.001	0.002
101	21	0.002	0.004	0.003
101	22	0.003	0.004	0.001
101	23	0.003	0.005	0.002



		28.183_ACCURACY /	
Test Site		Dallas	
Tester		ETS-364	
Test Number		EB6938	
Max Limit		0.012	Pct
Min Limit		-0.013	Pct

krad(Si)	0	3	4	10	11	30	31	50	51	100	101
LL	-0.013	-0.013	-0.013	-0.013	-0.013	-0.013	-0.013	-0.013	-0.013	-0.013	-0.013
Min	-0.002	-0.003	-0.003	-0.001	-0.001	-0.002	-0.001	-0.001	-0.004	-0.001	0.001
Average	-0.001	-0.001	-0.002	0.000	0.001	0.001	0.000	0.001	0.000	0.001	0.003
Max	0.001	0.002	0.000	0.001	0.004	0.004	0.002	0.004	0.004	0.003	0.005
UL	0.012	0.012	0.012	0.012	0.012	0.012	0.012	0.012	0.012	0.012	0.012



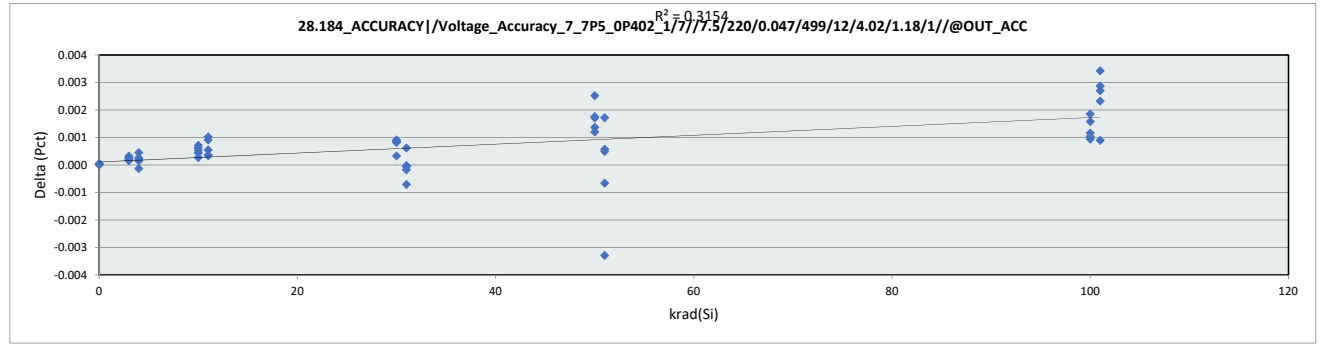
HDR Report  
TPS7H1111-QMLP

101	24	-0.002	0.001	0.003
101	25	-0.003	0.001	0.003
	Max	0.003	0.005	0.003
	Average	0.000	0.000	0.001
	Min	-0.003	-0.004	-0.003
	Std Dev	0.002	0.002	0.001

# HDR Report TPS7H1111-QMLP

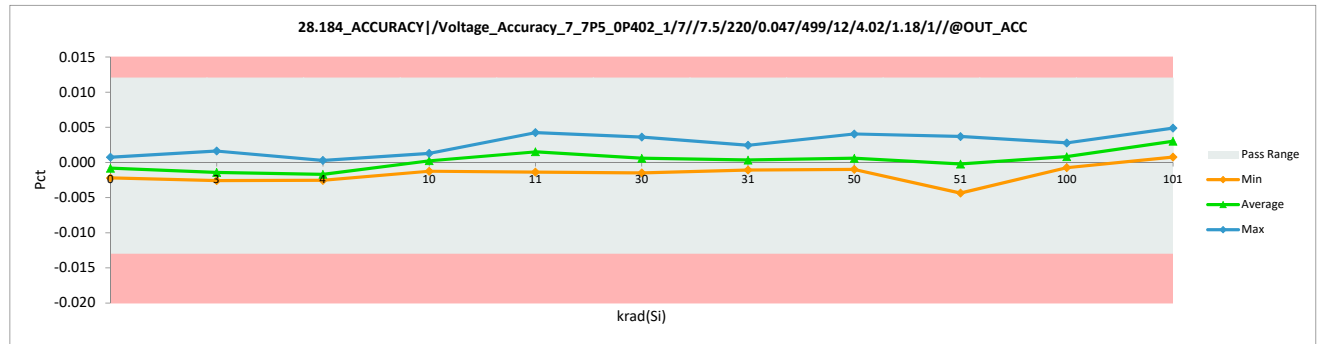
		28.184_ACCURACY /Voltage	
Test Site		Dallas	Dallas
Tester		ETS-364	ETS-364
Test Number		EB6938	EB6938
Unit		Pct	Pct
Max Limit		0.012	0.012
Min Limit		-0.013	-0.013

krad(Si)	Serial #	Pre	Post	Delta
0	51	0.000	0.000	0.000
0	52	-0.002	-0.002	0.000
0	53	0.001	0.001	0.000
0	54	-0.002	-0.002	0.000
0	55	-0.001	-0.001	0.000
3	26	-0.002	-0.002	0.000
3	27	-0.003	-0.003	0.000
3	28	0.001	0.002	0.000
3	29	-0.002	-0.002	0.000
3	30	-0.002	-0.002	0.000
4	1	-0.002	-0.002	0.000
4	2	-0.003	-0.003	0.000
4	3	0.000	0.000	0.000
4	4	-0.002	-0.002	0.000
4	5	-0.003	-0.002	0.000
10	31	-0.002	-0.001	0.000
10	32	0.001	0.001	0.001
10	33	0.000	0.000	0.000
10	34	0.001	0.001	0.001
10	35	-0.001	0.000	0.001
11	6	0.003	0.004	0.001
11	7	0.002	0.003	0.001
11	8	0.002	0.002	0.000
11	9	-0.001	0.000	0.001
11	10	-0.002	-0.001	0.000
30	36	0.000	0.001	0.001
30	37	-0.001	0.000	0.001
30	38	-0.001	0.000	0.000
30	39	0.003	0.004	0.001
30	40	-0.002	-0.001	0.001
31	15	-0.001	0.000	0.001
31	16	0.000	-0.001	-0.001
31	17	0.001	0.001	0.000
31	18	0.003	0.002	0.000
31	19	0.000	0.000	0.000
50	41	-0.002	0.000	0.002
50	42	0.002	0.004	0.002
50	43	-0.002	0.001	0.003
50	44	-0.002	-0.001	0.001
50	45	-0.002	-0.001	0.001
51	11	-0.001	-0.004	-0.003
51	12	0.002	0.001	-0.001
51	13	-0.001	0.000	0.001
51	14	0.002	0.004	0.002
51	20	-0.002	-0.002	0.000
100	46	0.002	0.003	0.001
100	47	-0.002	0.000	0.002
100	48	0.001	0.002	0.001
100	49	-0.001	0.000	0.001
100	50	-0.003	-0.001	0.002
101	21	0.002	0.005	0.003
101	22	0.003	0.004	0.001
101	23	0.003	0.005	0.002



		28.184_ACCURACY /	
Test Site		Dallas	
Tester		ETS-364	
Test Number		EB6938	
Max Limit		0.012	Pct
Min Limit		-0.013	Pct

krad(Si)	0	3	4	10	11	30	31	50	51	100	101
LL	-0.013	-0.013	-0.013	-0.013	-0.013	-0.013	-0.013	-0.013	-0.013	-0.013	-0.013
Min	-0.002	-0.003	-0.003	-0.001	-0.001	-0.001	-0.001	-0.001	-0.004	-0.001	0.001
Average	-0.001	-0.001	-0.002	0.000	0.002	0.001	0.000	0.001	0.000	0.001	0.003
Max	0.001	0.002	0.000	0.001	0.004	0.004	0.002	0.004	0.004	0.003	0.005
UL	0.012	0.012	0.012	0.012	0.012	0.012	0.012	0.012	0.012	0.012	0.012



HDR Report  
TPS7H1111-QMLP

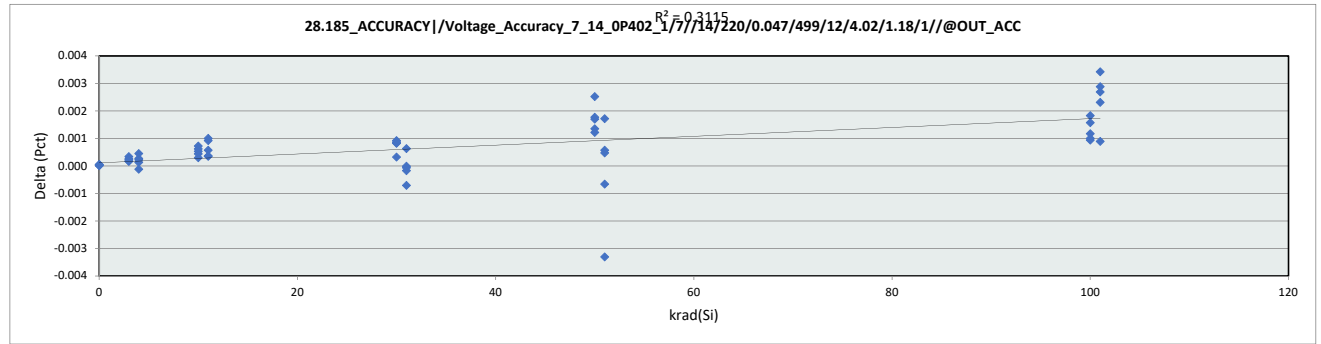
101	24	-0.002	0.001	0.003
101	25	-0.003	0.001	0.003
	Max	0.003	0.005	0.003
	Average	0.000	0.000	0.001
	Min	-0.003	-0.004	-0.003
	Std Dev	0.002	0.002	0.001



# HDR Report TPS7H1111-QMLP

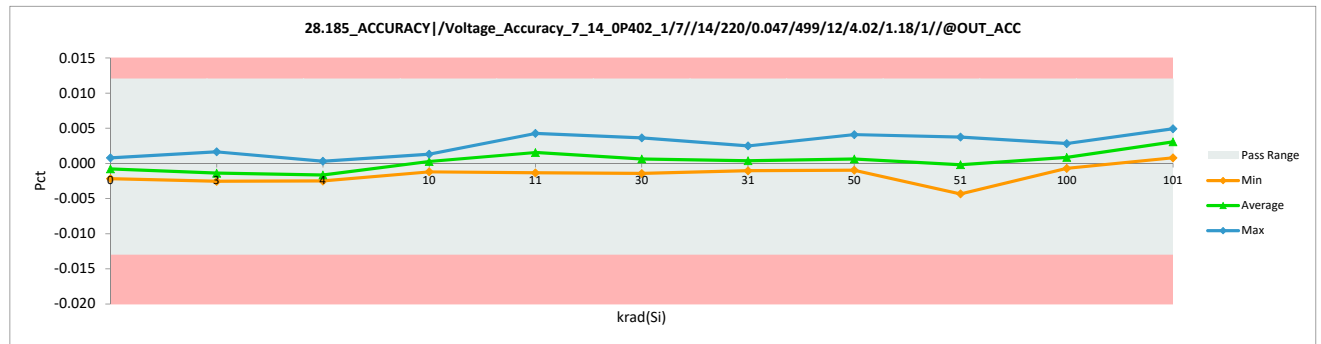
		28.185_ACCURACY /Voltage	
Test Site		Dallas	Dallas
Tester		ETS-364	ETS-364
Test Number		EB6938	EB6938
Unit		Pct	Pct
Max Limit		0.012	0.012
Min Limit		-0.013	-0.013

krad(Si)	Serial #	Pre	Post	Delta
0	51	0.000	0.000	0.000
0	52	-0.002	-0.002	0.000
0	53	0.001	0.001	0.000
0	54	-0.002	-0.002	0.000
0	55	-0.001	-0.001	0.000
3	26	-0.002	-0.002	0.000
3	27	-0.003	-0.003	0.000
3	28	0.001	0.002	0.000
3	29	-0.002	-0.002	0.000
3	30	-0.002	-0.002	0.000
4	1	-0.002	-0.002	0.000
4	2	-0.003	-0.002	0.000
4	3	0.000	0.000	0.000
4	4	-0.002	-0.002	0.000
4	5	-0.003	-0.002	0.000
10	31	-0.002	-0.001	0.000
10	32	0.001	0.001	0.001
10	33	0.000	0.000	0.000
10	34	0.001	0.001	0.001
10	35	-0.001	0.000	0.001
11	6	0.003	0.004	0.001
11	7	0.002	0.003	0.001
11	8	0.002	0.002	0.000
11	9	-0.001	0.000	0.001
11	10	-0.002	-0.001	0.000
30	36	0.000	0.001	0.001
30	37	-0.001	0.000	0.001
30	38	-0.001	0.000	0.000
30	39	0.003	0.004	0.001
30	40	-0.002	-0.001	0.001
31	15	-0.001	0.000	0.001
31	16	0.000	-0.001	-0.001
31	17	0.001	0.001	0.000
31	18	0.003	0.002	0.000
31	19	0.000	0.000	0.000
50	41	-0.002	0.000	0.002
50	42	0.002	0.004	0.002
50	43	-0.002	0.001	0.003
50	44	-0.002	-0.001	0.001
50	45	-0.002	-0.001	0.001
51	11	-0.001	-0.004	-0.003
51	12	0.002	0.002	-0.001
51	13	-0.001	0.000	0.001
51	14	0.002	0.004	0.002
51	20	-0.002	-0.002	0.000
100	46	0.002	0.003	0.001
100	47	-0.002	0.000	0.002
100	48	0.001	0.002	0.001
100	49	-0.001	0.000	0.001
100	50	-0.003	-0.001	0.002
101	21	0.002	0.005	0.003
101	22	0.003	0.004	0.001
101	23	0.003	0.005	0.002



		28.185_ACCURACY /	
Test Site		Dallas	
Tester		ETS-364	
Test Number		EB6938	
Max Limit		0.012	Pct
Min Limit		-0.013	Pct

krad(Si)	0	3	4	10	11	30	31	50	51	100	101
LL	-0.013	-0.013	-0.013	-0.013	-0.013	-0.013	-0.013	-0.013	-0.013	-0.013	-0.013
Min	-0.002	-0.003	-0.003	-0.001	-0.001	-0.001	-0.001	-0.001	-0.004	-0.001	0.001
Average	-0.001	-0.001	-0.002	0.000	0.002	0.001	0.000	0.001	0.000	0.001	0.003
Max	0.001	0.002	0.000	0.001	0.004	0.004	0.002	0.004	0.004	0.003	0.005
UL	0.012	0.012	0.012	0.012	0.012	0.012	0.012	0.012	0.012	0.012	0.012



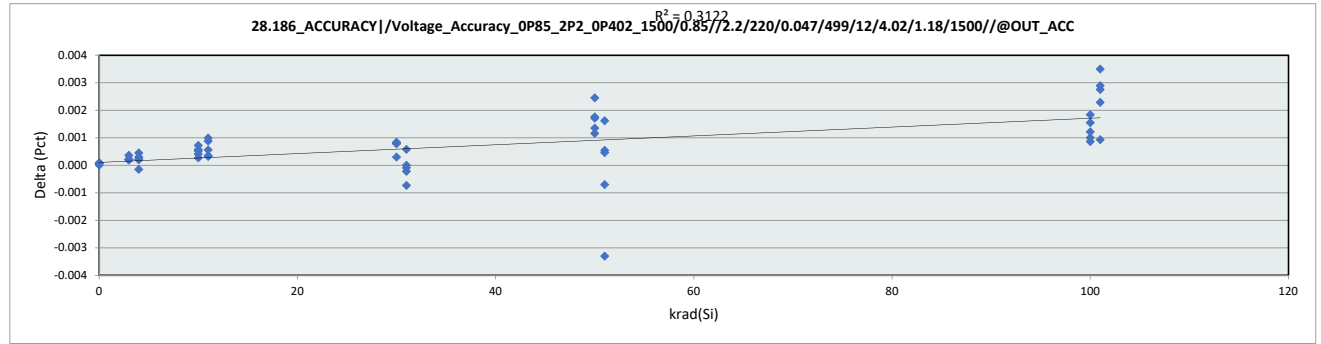
### HDR Report TPS7H1111-QMLP

101	24	-0.002	0.001	0.003
101	25	-0.003	0.001	0.003
	Max	0.003	0.005	0.003
	Average	0.000	0.000	0.001
	Min	-0.003	-0.004	-0.003
	Std Dev	0.002	0.002	0.001

# HDR Report TPS7H1111-QMLP

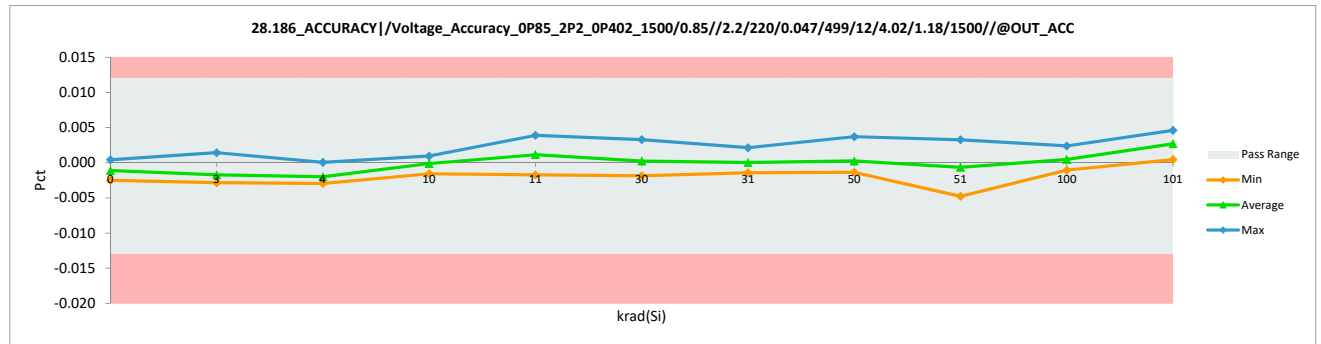
		28.186_ACCURACY /Voltage	
Test Site		Dallas	Dallas
Tester		ETS-364	ETS-364
Test Number		EB6938	EB6938
Unit		Pct	Pct
Max Limit		0.012	0.012
Min Limit		-0.013	-0.013

krad(Si)	Serial #	Pre	Post	Delta
0	51	0.000	0.000	0.000
0	52	-0.003	-0.003	0.000
0	53	0.000	0.000	0.000
0	54	-0.002	-0.002	0.000
0	55	-0.001	-0.001	0.000
3	26	-0.002	-0.002	0.000
3	27	-0.003	-0.003	0.000
3	28	0.001	0.001	0.000
3	29	-0.003	-0.003	0.000
3	30	-0.003	-0.002	0.000
4	1	-0.003	-0.002	0.000
4	2	-0.003	-0.003	0.000
4	3	0.000	0.000	0.000
4	4	-0.002	-0.002	0.000
4	5	-0.003	-0.003	0.000
10	31	-0.002	-0.002	0.000
10	32	0.000	0.001	0.001
10	33	-0.001	0.000	0.000
10	34	0.000	0.001	0.001
10	35	-0.001	0.000	0.001
11	6	0.003	0.004	0.001
11	7	0.002	0.002	0.001
11	8	0.002	0.002	0.000
11	9	-0.002	-0.001	0.001
11	10	-0.002	-0.002	0.000
30	36	0.000	0.001	0.001
30	37	-0.001	0.000	0.001
30	38	-0.001	-0.001	0.000
30	39	0.002	0.003	0.001
30	40	-0.003	-0.002	0.001
31	15	-0.001	-0.001	0.001
31	16	-0.001	-0.001	-0.001
31	17	0.001	0.001	0.000
31	18	0.002	0.002	0.000
31	19	0.000	-0.001	0.000
50	41	-0.002	0.000	0.002
50	42	0.002	0.004	0.002
50	43	-0.002	0.000	0.002
50	44	-0.003	-0.001	0.001
50	45	-0.002	-0.001	0.001
51	11	-0.001	-0.005	-0.003
51	12	0.002	0.001	-0.001
51	13	-0.001	0.000	0.001
51	14	0.002	0.003	0.002
51	20	-0.003	-0.002	0.000
100	46	0.002	0.002	0.001
100	47	-0.002	-0.001	0.002
100	48	0.001	0.002	0.001
100	49	-0.001	0.000	0.001
100	50	-0.003	-0.001	0.002
101	21	0.001	0.004	0.003
101	22	0.003	0.003	0.001
101	23	0.002	0.005	0.002



		28.186_ACCURACY /	
Test Site		Dallas	
Tester		ETS-364	
Test Number		EB6938	
Max Limit		0.012	Pct
Min Limit		-0.013	Pct

krad(Si)	0	3	4	10	11	30	31	50	51	100	101
LL	-0.013	-0.013	-0.013	-0.013	-0.013	-0.013	-0.013	-0.013	-0.013	-0.013	-0.013
Min	-0.003	-0.003	-0.003	-0.002	-0.002	-0.002	-0.001	-0.001	-0.005	-0.001	0.000
Average	-0.001	-0.002	-0.002	0.000	0.001	0.000	0.000	0.000	-0.001	0.000	0.003
Max	0.000	0.001	0.000	0.001	0.004	0.003	0.002	0.004	0.003	0.002	0.005
UL	0.012	0.012	0.012	0.012	0.012	0.012	0.012	0.012	0.012	0.012	0.012



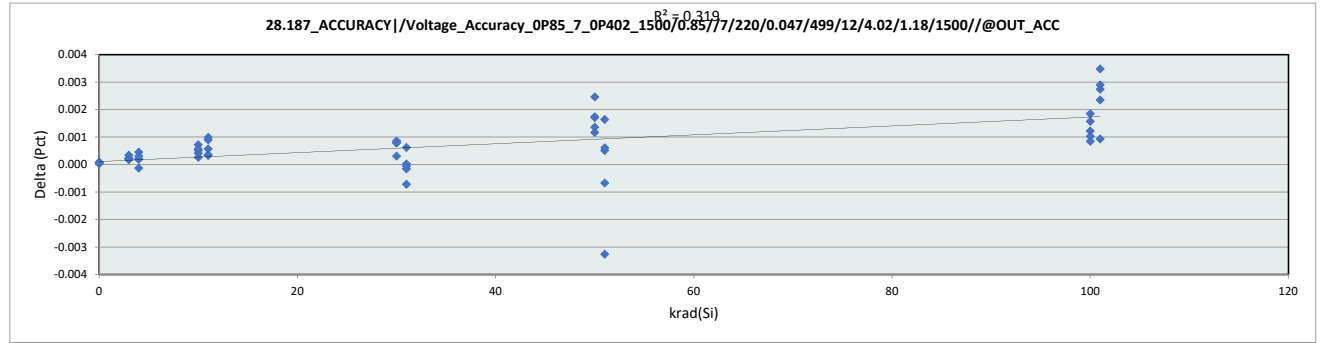
### HDR Report TPS7H1111-QMLP

101	24	-0.002	0.001	0.003
101	25	-0.003	0.000	0.003
	Max	0.003	0.005	0.003
	Average	-0.001	0.000	0.001
	Min	-0.003	-0.005	-0.003
	Std Dev	0.002	0.002	0.001

# HDR Report TPS7H1111-QMLP

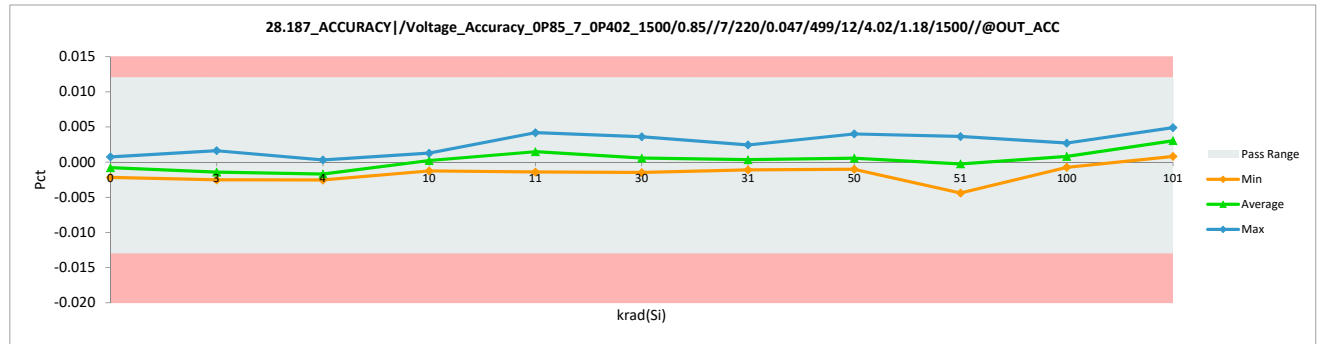
		28.187_ACCURACY /Voltage	
Test Site		Dallas	Dallas
Tester		ETS-364	ETS-364
Test Number		EB6938	EB6938
Unit		Pct	Pct
Max Limit		0.012	0.012
Min Limit		-0.013	-0.013

krad(Si)	Serial #	Pre	Post	Delta
0	51	0.000	0.000	0.000
0	52	-0.002	-0.002	0.000
0	53	0.001	0.001	0.000
0	54	-0.002	-0.002	0.000
0	55	-0.001	-0.001	0.000
3	26	-0.002	-0.002	0.000
3	27	-0.003	-0.003	0.000
3	28	0.001	0.002	0.000
3	29	-0.003	-0.002	0.000
3	30	-0.002	-0.002	0.000
4	1	-0.002	-0.002	0.000
4	2	-0.003	-0.003	0.000
4	3	0.000	0.000	0.000
4	4	-0.002	-0.002	0.000
4	5	-0.003	-0.002	0.000
10	31	-0.002	-0.001	0.000
10	32	0.001	0.001	0.001
10	33	0.000	0.000	0.000
10	34	0.001	0.001	0.001
10	35	-0.001	0.000	0.001
11	6	0.003	0.004	0.001
11	7	0.002	0.003	0.001
11	8	0.002	0.002	0.000
11	9	-0.001	0.000	0.001
11	10	-0.002	-0.001	0.000
30	36	0.000	0.001	0.001
30	37	-0.001	0.000	0.001
30	38	-0.001	0.000	0.000
30	39	0.003	0.004	0.001
30	40	-0.002	-0.001	0.001
31	15	-0.001	0.000	0.001
31	16	0.000	-0.001	-0.001
31	17	0.001	0.001	0.000
31	18	0.002	0.002	0.000
31	19	0.000	0.000	0.000
50	41	-0.002	0.000	0.002
50	42	0.002	0.004	0.002
50	43	-0.002	0.001	0.002
50	44	-0.002	-0.001	0.001
50	45	-0.002	-0.001	0.001
51	11	-0.001	-0.004	-0.003
51	12	0.002	0.001	-0.001
51	13	-0.001	0.000	0.001
51	14	0.002	0.004	0.002
51	20	-0.002	-0.002	0.001
100	46	0.002	0.003	0.001
100	47	-0.002	0.000	0.002
100	48	0.001	0.002	0.001
100	49	-0.001	0.000	0.001
100	50	-0.003	-0.001	0.002
101	21	0.002	0.005	0.003
101	22	0.003	0.004	0.001
101	23	0.003	0.005	0.002



		28.187_ACCURACY /	
Test Site		Dallas	
Tester		ETS-364	
Test Number		EB6938	
Max Limit		0.012	Pct
Min Limit		-0.013	Pct

krad(Si)	0	3	4	10	11	30	31	50	51	100	101
LL	-0.013	-0.013	-0.013	-0.013	-0.013	-0.013	-0.013	-0.013	-0.013	-0.013	-0.013
Min	-0.002	-0.003	-0.003	-0.001	-0.001	-0.001	-0.001	-0.001	-0.004	-0.001	0.001
Average	-0.001	-0.001	-0.002	0.000	0.001	0.001	0.000	0.001	0.000	0.001	0.003
Max	0.001	0.002	0.000	0.001	0.004	0.004	0.002	0.004	0.004	0.003	0.005
UL	0.012	0.012	0.012	0.012	0.012	0.012	0.012	0.012	0.012	0.012	0.012



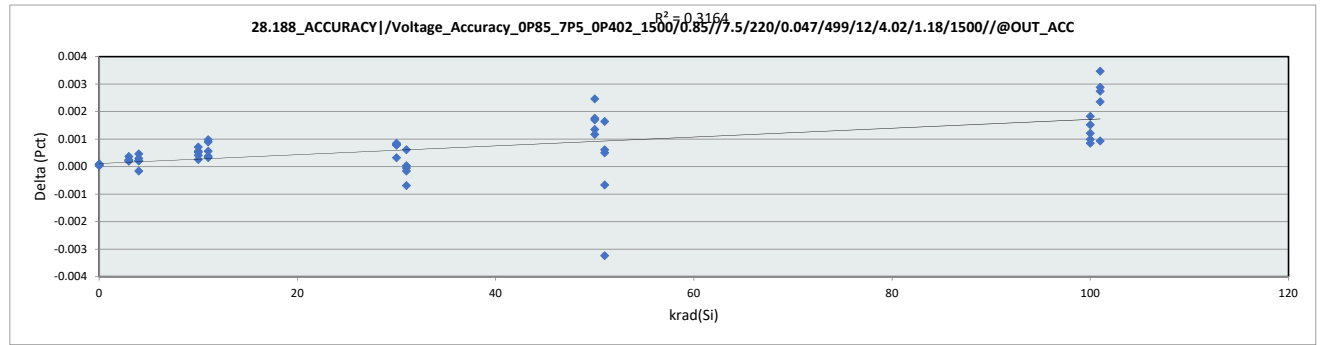
HDR Report  
TPS7H1111-QMLP

101	24	-0.002	0.001	0.003
101	25	-0.003	0.001	0.003
	Max	0.003	0.005	0.003
	Average	0.000	0.000	0.001
	Min	-0.003	-0.004	-0.003
	Std Dev	0.002	0.002	0.001

# HDR Report TPS7H1111-QMLP

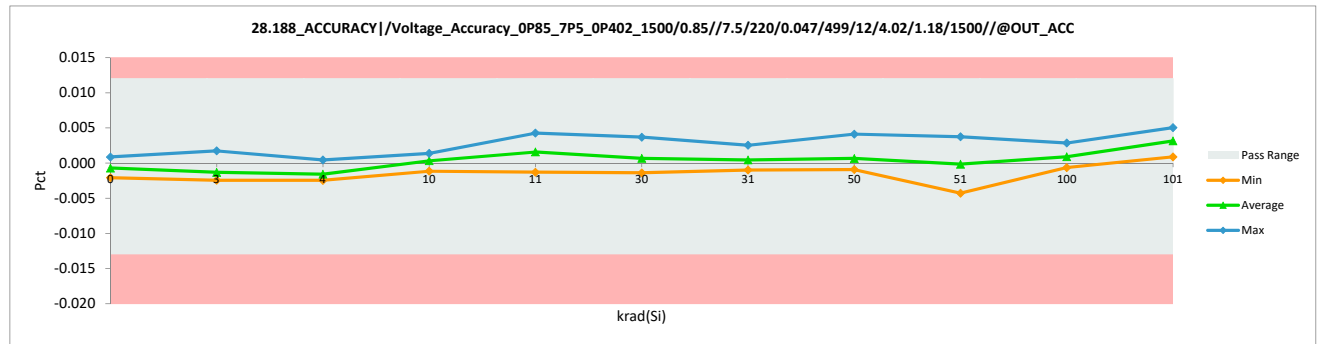
		28.188_ACCURACY /Voltage	
Test Site		Dallas	Dallas
Tester		ETS-364	ETS-364
Test Number		EB6938	EB6938
Unit		Pct	Pct
Max Limit		0.012	0.012
Min Limit		-0.013	-0.013

krad(Si)	Serial #	Pre	Post	Delta
0	51	0.000	0.000	0.000
0	52	-0.002	-0.002	0.000
0	53	0.001	0.001	0.000
0	54	-0.002	-0.002	0.000
0	55	-0.001	-0.001	0.000
3	26	-0.002	-0.002	0.000
3	27	-0.003	-0.002	0.000
3	28	0.002	0.002	0.000
3	29	-0.002	-0.002	0.000
3	30	-0.002	-0.002	0.000
4	1	-0.002	-0.002	0.000
4	2	-0.003	-0.002	0.000
4	3	0.000	0.000	0.000
4	4	-0.001	-0.002	0.000
4	5	-0.003	-0.002	0.000
10	31	-0.001	-0.001	0.000
10	32	0.001	0.001	0.001
10	33	0.000	0.000	0.000
10	34	0.001	0.001	0.001
10	35	-0.001	0.000	0.001
11	6	0.003	0.004	0.001
11	7	0.002	0.003	0.001
11	8	0.002	0.002	0.000
11	9	-0.001	0.000	0.001
11	10	-0.002	-0.001	0.000
30	36	0.000	0.001	0.001
30	37	-0.001	0.000	0.001
30	38	-0.001	0.000	0.000
30	39	0.003	0.004	0.001
30	40	-0.002	-0.001	0.001
31	15	-0.001	0.000	0.001
31	16	0.000	-0.001	-0.001
31	17	0.001	0.001	0.000
31	18	0.003	0.003	0.000
31	19	0.000	0.000	0.000
50	41	-0.002	0.000	0.002
50	42	0.002	0.004	0.002
50	43	-0.002	0.001	0.002
50	44	-0.002	-0.001	0.001
50	45	-0.002	-0.001	0.001
51	11	-0.001	-0.004	-0.003
51	12	0.002	0.002	-0.001
51	13	-0.001	0.000	0.001
51	14	0.002	0.004	0.002
51	20	-0.002	-0.002	0.000
100	46	0.002	0.003	0.001
100	47	-0.002	0.000	0.002
100	48	0.001	0.002	0.001
100	49	-0.001	0.000	0.001
100	50	-0.002	-0.001	0.002
101	21	0.002	0.005	0.003
101	22	0.003	0.004	0.001
101	23	0.003	0.005	0.002



		28.188_ACCURACY	
Test Site		Dallas	
Tester		ETS-364	
Test Number		EB6938	
Max Limit		0.012	Pct
Min Limit		-0.013	Pct

krad(Si)	0	3	4	10	11	30	31	50	51	100	101
LL	-0.013	-0.013	-0.013	-0.013	-0.013	-0.013	-0.013	-0.013	-0.013	-0.013	-0.013
Min	-0.002	-0.002	-0.002	-0.001	-0.001	-0.001	-0.001	-0.001	-0.004	-0.001	0.001
Average	-0.001	-0.001	-0.002	0.000	0.002	0.001	0.000	0.001	0.000	0.001	0.003
Max	0.001	0.002	0.000	0.001	0.004	0.004	0.003	0.004	0.004	0.003	0.005
UL	0.012	0.012	0.012	0.012	0.012	0.012	0.012	0.012	0.012	0.012	0.012



HDR Report  
TPS7H1111-QMLP

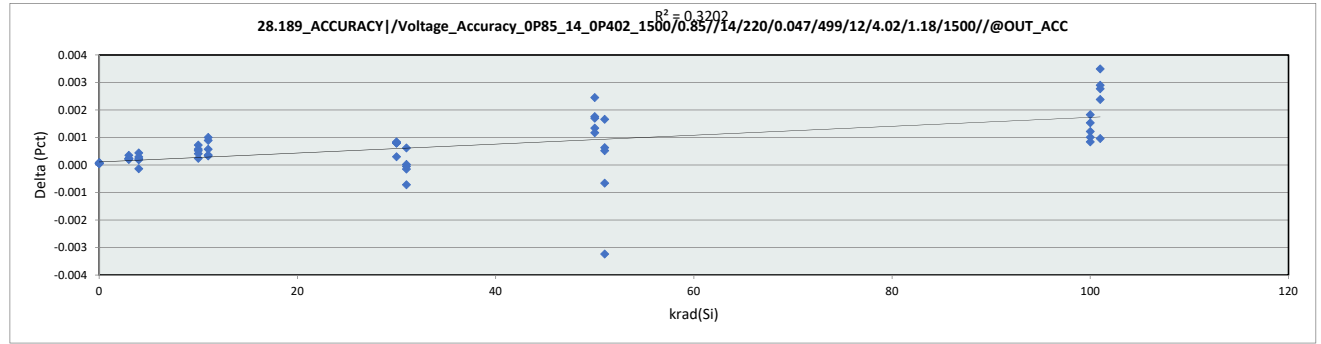
101	24	-0.002	0.001	0.003
101	25	-0.003	0.001	0.003
	Max	0.003	0.005	0.003
	Average	0.000	0.000	0.001
	Min	-0.003	-0.004	-0.003
	Std Dev	0.002	0.002	0.001



# HDR Report TPS7H1111-QMLP

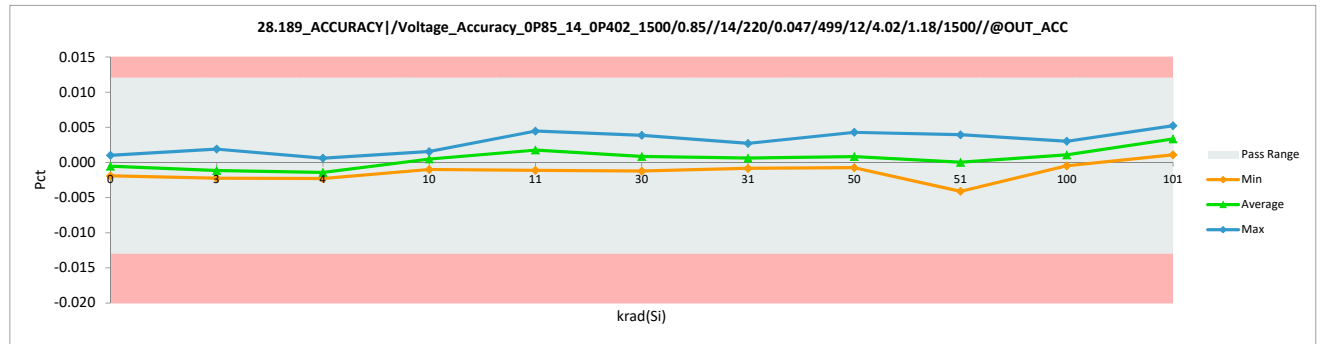
		28.189_ACCURACY /Voltage	
Test Site		Dallas	Dallas
Tester		ETS-364	ETS-364
Test Number		EB6938	EB6938
Unit		Pct	Pct
Max Limit		0.012	0.012
Min Limit		-0.013	-0.013

krad(Si)	Serial #	Pre	Post	Delta
0	51	0.000	0.000	0.000
0	52	-0.002	-0.002	0.000
0	53	0.001	0.001	0.000
0	54	-0.002	-0.002	0.000
0	55	0.000	0.000	0.000
3	26	-0.002	-0.002	0.000
3	27	-0.002	-0.002	0.000
3	28	0.002	0.002	0.000
3	29	-0.002	-0.002	0.000
3	30	-0.002	-0.002	0.000
4	1	-0.002	-0.002	0.000
4	2	-0.003	-0.002	0.000
4	3	0.000	0.001	0.000
4	4	-0.001	-0.001	0.000
4	5	-0.003	-0.002	0.000
10	31	-0.001	-0.001	0.000
10	32	0.001	0.001	0.001
10	33	0.000	0.000	0.000
10	34	0.001	0.002	0.001
10	35	0.000	0.000	0.001
11	6	0.003	0.004	0.001
11	7	0.002	0.003	0.001
11	8	0.002	0.003	0.000
11	9	-0.001	0.000	0.001
11	10	-0.001	-0.001	0.000
30	36	0.001	0.001	0.001
30	37	0.000	0.000	0.001
30	38	0.000	0.000	0.000
30	39	0.003	0.004	0.001
30	40	-0.002	-0.001	0.001
31	15	-0.001	0.000	0.001
31	16	0.000	-0.001	-0.001
31	17	0.001	0.001	0.000
31	18	0.003	0.003	0.000
31	19	0.000	0.000	0.000
50	41	-0.002	0.000	0.002
50	42	0.003	0.004	0.002
50	43	-0.001	0.001	0.002
50	44	-0.002	-0.001	0.001
50	45	-0.002	-0.001	0.001
51	11	-0.001	-0.004	-0.003
51	12	0.002	0.002	-0.001
51	13	0.000	0.000	0.001
51	14	0.002	0.004	0.002
51	20	-0.002	-0.002	0.001
100	46	0.002	0.003	0.001
100	47	-0.002	0.000	0.002
100	48	0.001	0.003	0.001
100	49	-0.001	0.000	0.001
100	50	-0.002	0.000	0.002
101	21	0.002	0.005	0.003
101	22	0.003	0.004	0.001
101	23	0.003	0.005	0.002



		28.189_ACCURACY /	
Test Site		Dallas	
Tester		ETS-364	
Test Number		EB6938	
Max Limit		0.012	Pct
Min Limit		-0.013	Pct

krad(Si)	0	3	4	10	11	30	31	50	51	100	101
LL	-0.013	-0.013	-0.013	-0.013	-0.013	-0.013	-0.013	-0.013	-0.013	-0.013	-0.013
Min	-0.002	-0.002	-0.002	-0.001	-0.001	-0.001	-0.001	-0.001	-0.004	0.000	0.001
Average	-0.001	-0.001	-0.001	0.000	0.002	0.001	0.001	0.001	0.000	0.001	0.003
Max	0.001	0.002	0.001	0.002	0.004	0.004	0.003	0.004	0.004	0.003	0.005
UL	0.012	0.012	0.012	0.012	0.012	0.012	0.012	0.012	0.012	0.012	0.012



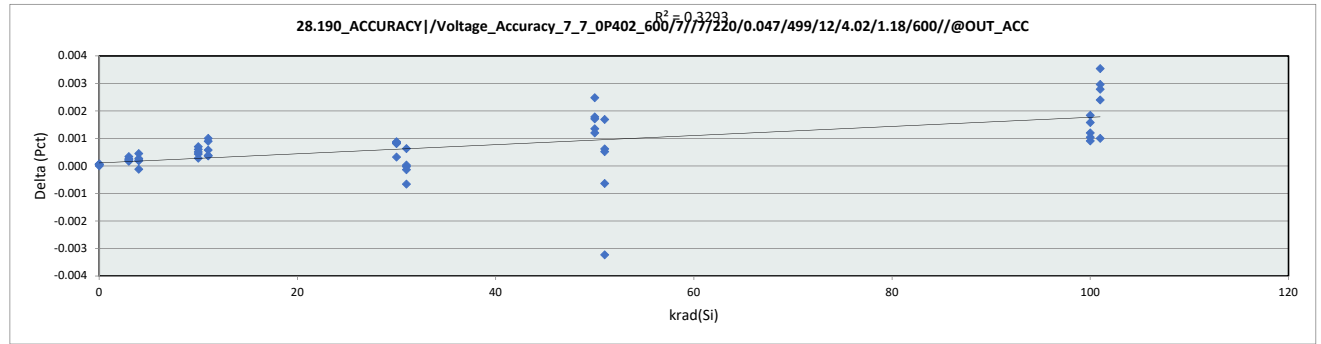
### HDR Report TPS7H1111-QMLP

101	24	-0.001	0.001	0.003
101	25	-0.002	0.001	0.003
	Max	0.003	0.005	0.003
	Average	0.000	0.001	0.001
	Min	-0.003	-0.004	-0.003
	Std Dev	0.002	0.002	0.001

# HDR Report TPS7H1111-QMLP

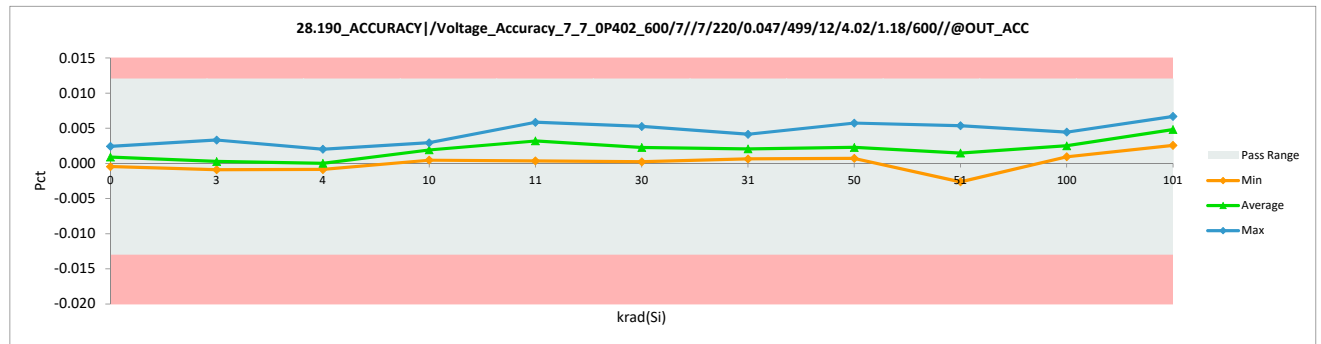
		28.190_ACCURACY /Voltage	
Test Site		Dallas	Dallas
Tester		ETS-364	ETS-364
Test Number		EB6938	EB6938
Unit		Pct	Pct
Max Limit		0.012	0.012
Min Limit		-0.013	-0.013

krad(Si)	Serial #	Pre	Post	Delta
0	51	0.002	0.002	0.000
0	52	-0.001	0.000	0.000
0	53	0.002	0.002	0.000
0	54	0.000	0.000	0.000
0	55	0.001	0.001	0.000
3	26	0.000	0.000	0.000
3	27	-0.001	-0.001	0.000
3	28	0.003	0.003	0.000
3	29	-0.001	0.000	0.000
3	30	-0.001	0.000	0.000
4	1	-0.001	0.000	0.000
4	2	-0.001	-0.001	0.000
4	3	0.002	0.002	0.000
4	4	0.000	0.000	0.000
4	5	-0.001	-0.001	0.000
10	31	0.000	0.000	0.000
10	32	0.002	0.003	0.001
10	33	0.001	0.002	0.000
10	34	0.002	0.003	0.001
10	35	0.001	0.002	0.001
11	6	0.005	0.006	0.001
11	7	0.004	0.004	0.001
11	8	0.004	0.004	0.000
11	9	0.000	0.001	0.001
11	10	0.000	0.000	0.000
30	36	0.002	0.003	0.001
30	37	0.001	0.002	0.001
30	38	0.001	0.001	0.000
30	39	0.004	0.005	0.001
30	40	-0.001	0.000	0.001
31	15	0.001	0.001	0.001
31	16	0.001	0.001	-0.001
31	17	0.003	0.003	0.000
31	18	0.004	0.004	0.000
31	19	0.002	0.001	0.000
50	41	0.000	0.002	0.002
50	42	0.004	0.006	0.002
50	43	0.000	0.002	0.002
50	44	-0.001	0.001	0.001
50	45	0.000	0.001	0.001
51	11	0.001	-0.003	-0.003
51	12	0.004	0.003	-0.001
51	13	0.001	0.002	0.001
51	14	0.004	0.005	0.002
51	20	-0.001	0.000	0.001
100	46	0.004	0.004	0.001
100	47	0.000	0.001	0.002
100	48	0.003	0.004	0.001
100	49	0.001	0.002	0.001
100	50	-0.001	0.001	0.002
101	21	0.003	0.006	0.003
101	22	0.005	0.006	0.001
101	23	0.004	0.007	0.002



		28.190_ACCURACY /	
Test Site		Dallas	
Tester		ETS-364	
Test Number		EB6938	
Max Limit		0.012	Pct
Min Limit		-0.013	Pct

krad(Si)	0	3	4	10	11	30	31	50	51	100	101
LL	-0.013	-0.013	-0.013	-0.013	-0.013	-0.013	-0.013	-0.013	-0.013	-0.013	-0.013
Min	0.000	-0.001	-0.001	0.000	0.000	0.000	0.001	0.001	-0.003	0.001	0.003
Average	0.001	0.000	0.000	0.002	0.003	0.002	0.002	0.002	0.001	0.003	0.005
Max	0.002	0.003	0.002	0.003	0.006	0.005	0.004	0.006	0.005	0.004	0.007
UL	0.012	0.012	0.012	0.012	0.012	0.012	0.012	0.012	0.012	0.012	0.012



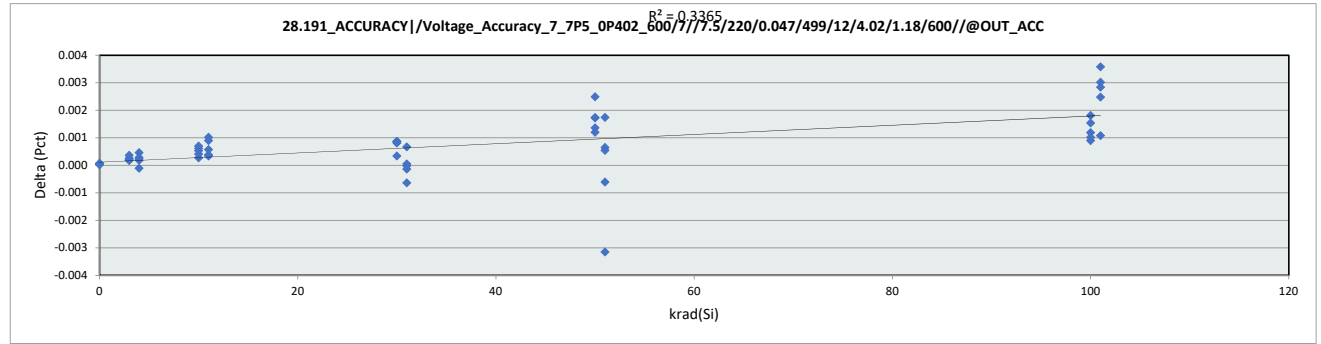
### HDR Report TPS7H1111-QMLP

101	24	0.000	0.003	0.003
101	25	-0.001	0.003	0.004
	Max	0.005	0.007	0.004
	Average	0.001	0.002	0.001
	Min	-0.001	-0.003	-0.003
	Std Dev	0.002	0.002	0.001

# HDR Report TPS7H1111-QMLP

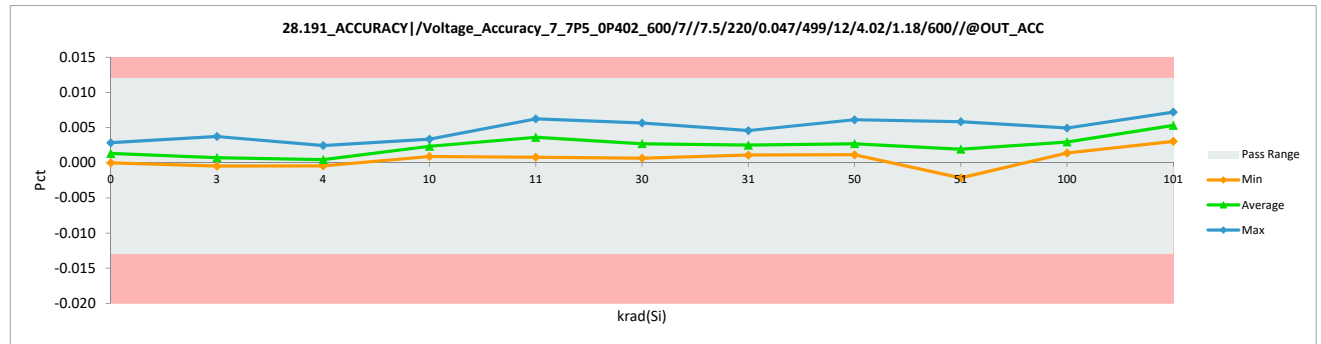
		28.191_ACCURACY /Voltage	
Test Site		Dallas	Dallas
Tester		ETS-364	ETS-364
Test Number		EB6938	EB6938
Unit		Pct	Pct
Max Limit		0.012	0.012
Min Limit		-0.013	-0.013

krad(Si)	Serial #	Pre	Post	Delta
0	51	0.002	0.002	0.000
0	52	0.000	0.000	0.000
0	53	0.003	0.003	0.000
0	54	0.000	0.000	0.000
0	55	0.001	0.001	0.000
3	26	0.000	0.000	0.000
3	27	-0.001	0.000	0.000
3	28	0.004	0.004	0.000
3	29	0.000	0.000	0.000
3	30	0.000	0.000	0.000
4	1	0.000	0.000	0.000
4	2	-0.001	0.000	0.000
4	3	0.002	0.002	0.000
4	4	0.001	0.000	0.000
4	5	-0.001	0.000	0.000
10	31	0.001	0.001	0.000
10	32	0.003	0.003	0.001
10	33	0.002	0.002	0.000
10	34	0.003	0.003	0.001
10	35	0.001	0.002	0.001
11	6	0.005	0.006	0.001
11	7	0.004	0.005	0.001
11	8	0.004	0.004	0.000
11	9	0.001	0.002	0.001
11	10	0.000	0.001	0.000
30	36	0.002	0.003	0.001
30	37	0.001	0.002	0.001
30	38	0.001	0.002	0.000
30	39	0.005	0.006	0.001
30	40	0.000	0.001	0.001
31	15	0.001	0.002	0.001
31	16	0.002	0.001	-0.001
31	17	0.003	0.003	0.000
31	18	0.005	0.005	0.000
31	19	0.002	0.002	0.000
50	41	0.000	0.002	0.002
50	42	0.004	0.006	0.002
50	43	0.000	0.003	0.002
50	44	0.000	0.001	0.001
50	45	0.000	0.001	0.001
51	11	0.001	-0.002	-0.003
51	12	0.004	0.004	-0.001
51	13	0.001	0.002	0.001
51	14	0.004	0.006	0.002
51	20	0.000	0.000	0.001
100	46	0.004	0.005	0.001
100	47	0.000	0.002	0.002
100	48	0.003	0.004	0.001
100	49	0.001	0.002	0.001
100	50	0.000	0.001	0.002
101	21	0.004	0.007	0.003
101	22	0.005	0.006	0.001
101	23	0.005	0.007	0.002



		28.191_ACCURACY /	
Test Site		Dallas	
Tester		ETS-364	
Test Number		EB6938	
Max Limit		0.012	Pct
Min Limit		-0.013	Pct

krad(Si)	0	3	4	10	11	30	31	50	51	100	101
LL	-0.013	-0.013	-0.013	-0.013	-0.013	-0.013	-0.013	-0.013	-0.013	-0.013	-0.013
Min	0.000	0.000	0.000	0.001	0.001	0.001	0.001	0.001	-0.002	0.001	0.003
Average	0.001	0.001	0.000	0.002	0.004	0.003	0.003	0.003	0.002	0.003	0.005
Max	0.003	0.004	0.002	0.003	0.006	0.006	0.005	0.006	0.006	0.005	0.007
UL	0.012	0.012	0.012	0.012	0.012	0.012	0.012	0.012	0.012	0.012	0.012



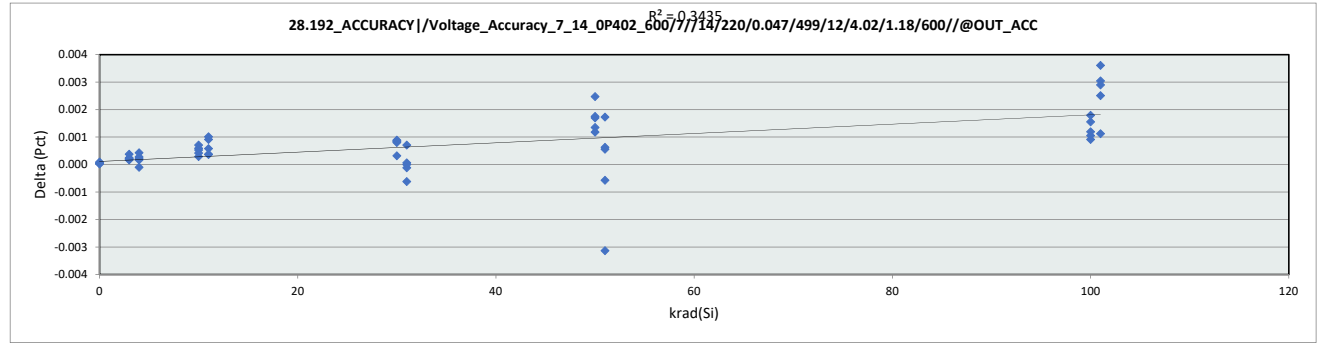
HDR Report  
TPS7H1111-QMLP

101	24	0.001	0.003	0.003
101	25	-0.001	0.003	0.004
	Max	0.005	0.007	0.004
	Average	0.002	0.002	0.001
	Min	-0.001	-0.002	-0.003
	Std Dev	0.002	0.002	0.001

# HDR Report TPS7H1111-QMLP

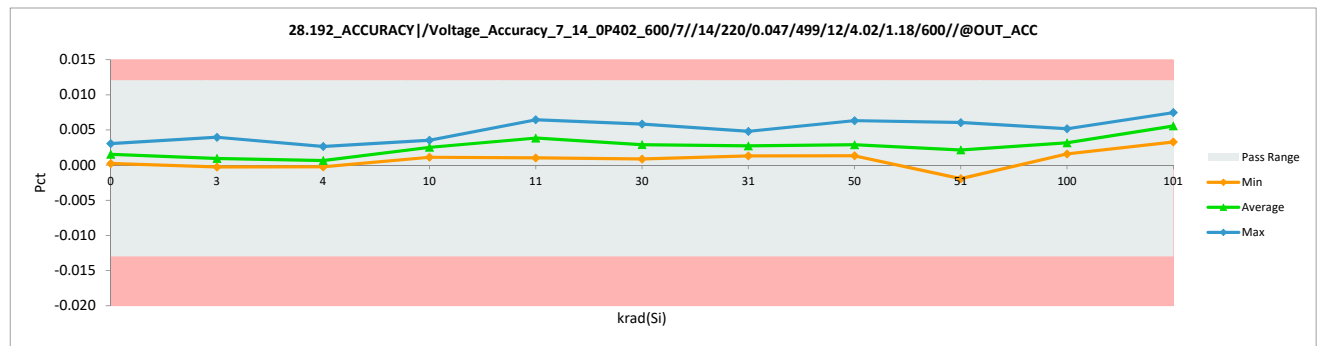
		28.192_ACCURACY /Voltage	
Test Site		Dallas	Dallas
Tester		ETS-364	ETS-364
Test Number		EB6938	EB6938
Unit		Pct	Pct
Max Limit		0.012	0.012
Min Limit		-0.013	-0.013

krad(Si)	Serial #	Pre	Post	Delta
0	51	0.002	0.002	0.000
0	52	0.000	0.000	0.000
0	53	0.003	0.003	0.000
0	54	0.000	0.000	0.000
0	55	0.002	0.002	0.000
3	26	0.000	0.001	0.000
3	27	0.000	0.000	0.000
3	28	0.004	0.004	0.000
3	29	0.000	0.000	0.000
3	30	0.000	0.000	0.000
4	1	0.000	0.000	0.000
4	2	0.000	0.000	0.000
4	3	0.002	0.003	0.000
4	4	0.001	0.001	0.000
4	5	-0.001	0.000	0.000
10	31	0.001	0.001	0.000
10	32	0.003	0.003	0.001
10	33	0.002	0.002	0.000
10	34	0.003	0.004	0.001
10	35	0.002	0.002	0.001
11	6	0.005	0.006	0.001
11	7	0.004	0.005	0.001
11	8	0.004	0.005	0.000
11	9	0.001	0.002	0.001
11	10	0.001	0.001	0.000
30	36	0.002	0.003	0.001
30	37	0.002	0.002	0.001
30	38	0.002	0.002	0.000
30	39	0.005	0.006	0.001
30	40	0.000	0.001	0.001
31	15	0.001	0.002	0.001
31	16	0.002	0.001	-0.001
31	17	0.003	0.003	0.000
31	18	0.005	0.005	0.000
31	19	0.002	0.002	0.000
50	41	0.001	0.002	0.002
50	42	0.005	0.006	0.002
50	43	0.001	0.003	0.002
50	44	0.000	0.001	0.001
50	45	0.000	0.001	0.001
51	11	0.001	-0.002	-0.003
51	12	0.004	0.004	-0.001
51	13	0.002	0.002	0.001
51	14	0.004	0.006	0.002
51	20	0.000	0.000	0.001
100	46	0.004	0.005	0.001
100	47	0.000	0.002	0.002
100	48	0.003	0.005	0.001
100	49	0.001	0.002	0.001
100	50	0.000	0.002	0.002
101	21	0.004	0.007	0.003
101	22	0.005	0.006	0.001
101	23	0.005	0.007	0.003



		28.192_ACCURACY /	
Test Site		Dallas	
Tester		ETS-364	
Test Number		EB6938	
Max Limit		0.012	Pct
Min Limit		-0.013	Pct

krad(Si)	0	3	4	10	11	30	31	50	51	100	101
LL	-0.013	-0.013	-0.013	-0.013	-0.013	-0.013	-0.013	-0.013	-0.013	-0.013	-0.013
Min	0.000	0.000	0.000	0.001	0.001	0.001	0.001	0.001	-0.002	0.002	0.003
Average	0.002	0.001	0.001	0.003	0.004	0.003	0.003	0.003	0.002	0.003	0.006
Max	0.003	0.004	0.003	0.004	0.006	0.006	0.005	0.006	0.006	0.005	0.007
UL	0.012	0.012	0.012	0.012	0.012	0.012	0.012	0.012	0.012	0.012	0.012



### HDR Report TPS7H1111-QMLP

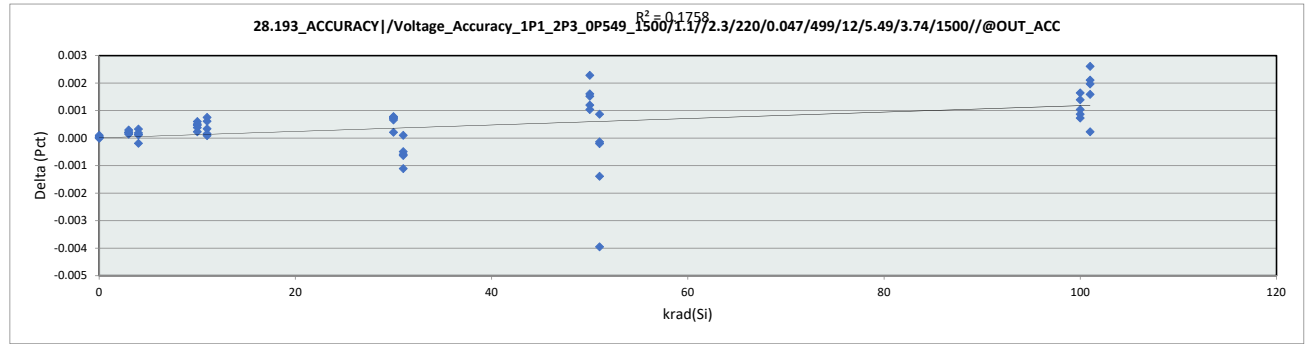
101	24	0.001	0.004	0.003
101	25	0.000	0.003	0.004
	Max	0.005	0.007	0.004
	Average	0.002	0.003	0.001
	Min	-0.001	-0.002	-0.003
	Std Dev	0.002	0.002	0.001



# HDR Report TPS7H1111-QMLP

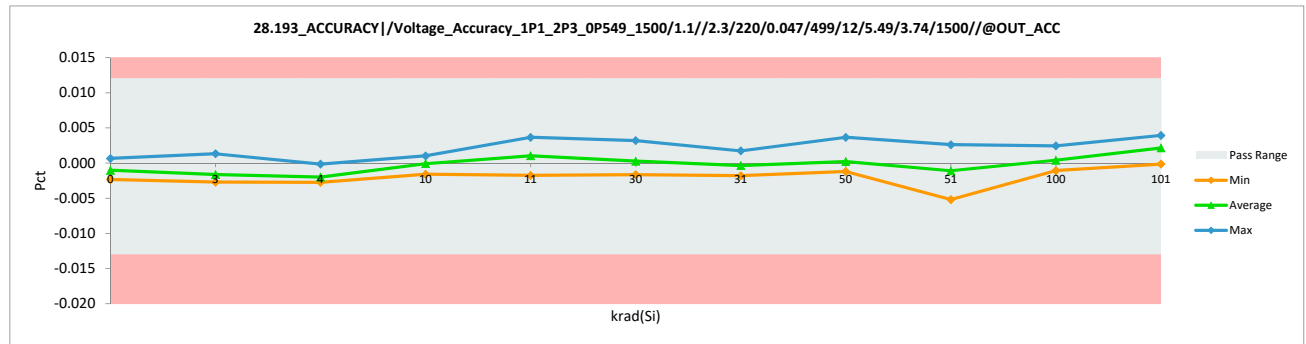
		28.193_ACCURACY /Voltage	
Test Site		Dallas	Dallas
Tester		ETS-364	ETS-364
Test Number		EB6938	EB6938
Unit		Pct	Pct
Max Limit		0.012	0.012
Min Limit		-0.013	-0.013

krad(Si)	Serial #	Pre	Post	Delta
0	51	0.000	0.000	0.000
0	52	-0.002	-0.002	0.000
0	53	0.001	0.001	0.000
0	54	-0.002	-0.002	0.000
0	55	-0.001	-0.001	0.000
3	26	-0.002	-0.002	0.000
3	27	-0.003	-0.003	0.000
3	28	0.001	0.001	0.000
3	29	-0.003	-0.002	0.000
3	30	-0.003	-0.002	0.000
4	1	-0.002	-0.002	0.000
4	2	-0.003	-0.003	0.000
4	3	0.000	0.000	0.000
4	4	-0.002	-0.002	0.000
4	5	-0.003	-0.003	0.000
10	31	-0.002	-0.002	0.000
10	32	0.000	0.001	0.001
10	33	-0.001	0.000	0.000
10	34	0.001	0.001	0.000
10	35	-0.001	0.000	0.001
11	6	0.003	0.004	0.001
11	7	0.002	0.002	0.000
11	8	0.002	0.002	0.000
11	9	-0.002	-0.001	0.001
11	10	-0.002	-0.002	0.000
30	36	0.000	0.001	0.001
30	37	-0.001	0.000	0.001
30	38	-0.001	-0.001	0.000
30	39	0.003	0.003	0.001
30	40	-0.002	-0.002	0.001
31	15	-0.001	-0.001	0.000
31	16	-0.001	-0.002	-0.001
31	17	0.001	0.000	0.000
31	18	0.002	0.002	-0.001
31	19	0.000	-0.001	-0.001
50	41	-0.002	-0.001	0.002
50	42	0.002	0.004	0.002
50	43	-0.002	0.000	0.002
50	44	-0.002	-0.001	0.001
50	45	-0.002	-0.001	0.001
51	11	-0.001	-0.005	-0.004
51	12	0.002	0.001	-0.001
51	13	-0.001	-0.001	0.000
51	14	0.002	0.003	0.001
51	20	-0.002	-0.003	0.000
100	46	0.002	0.002	0.001
100	47	-0.002	-0.001	0.001
100	48	0.001	0.002	0.001
100	49	-0.001	0.000	0.001
100	50	-0.003	-0.001	0.002
101	21	0.002	0.004	0.002
101	22	0.003	0.003	0.000
101	23	0.002	0.004	0.002



		28.193_ACCURACY /	
Test Site		Dallas	
Tester		ETS-364	
Test Number		EB6938	
Max Limit		0.012	Pct
Min Limit		-0.013	Pct

krad(Si)	0	3	4	10	11	30	31	50	51	100	101
LL	-0.013	-0.013	-0.013	-0.013	-0.013	-0.013	-0.013	-0.013	-0.013	-0.013	-0.013
Min	-0.002	-0.003	-0.003	-0.002	-0.002	-0.002	-0.002	-0.001	-0.005	-0.001	0.000
Average	-0.001	-0.002	-0.002	0.000	0.001	0.000	0.000	0.000	-0.001	0.000	0.002
Max	0.001	0.001	0.000	0.001	0.004	0.003	0.002	0.004	0.003	0.002	0.004
UL	0.012	0.012	0.012	0.012	0.012	0.012	0.012	0.012	0.012	0.012	0.012



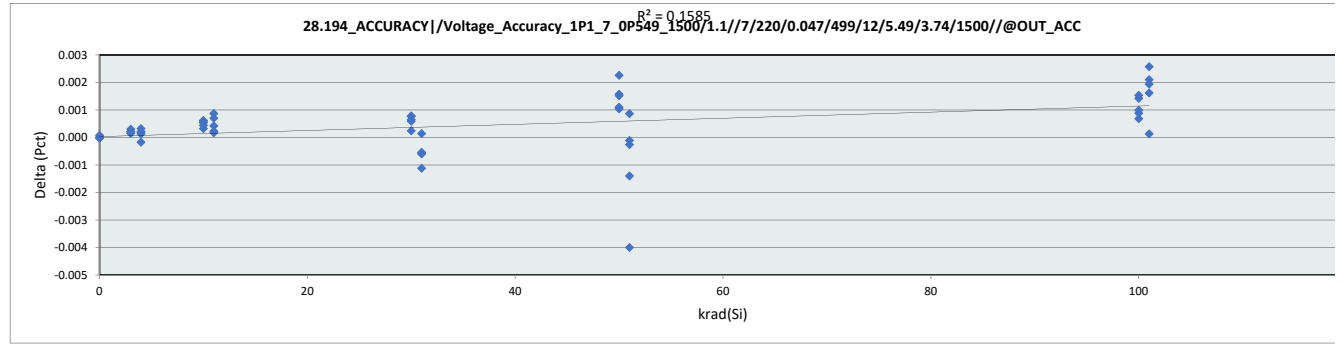
HDR Report  
TPS7H1111-QMLP

101	24	-0.002	0.000	0.002
101	25	-0.003	0.000	0.003
	Max	0.003	0.004	0.003
	Average	-0.001	0.000	0.000
	Min	-0.003	-0.005	-0.004
	Std Dev	0.002	0.002	0.001

# HDR Report TPS7H1111-QMLP

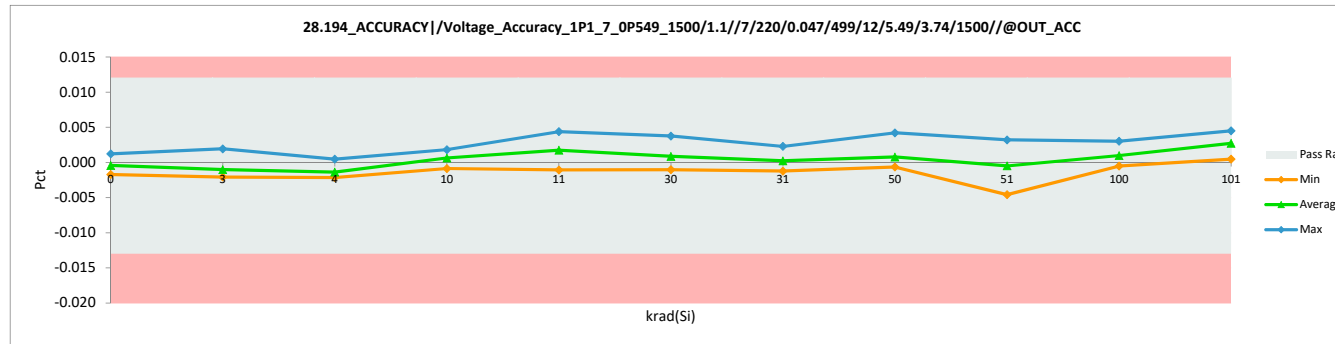
		28.194_ACCURACY /Voltage	
Test Site		Dallas	Dallas
Tester		ETS-364	ETS-364
Test Number		EB6938	EB6938
Unit		Pct	Pct
Max Limit		0.012	0.012
Min Limit		-0.013	-0.013

krad(Si)	Serial #	Pre	Post	Delta
0	51	0.000	0.000	0.000
0	52	-0.002	-0.002	0.000
0	53	0.001	0.001	0.000
0	54	-0.002	-0.002	0.000
0	55	0.000	0.000	0.000
3	26	-0.002	-0.001	0.000
3	27	-0.002	-0.002	0.000
3	28	0.002	0.002	0.000
3	29	-0.002	-0.002	0.000
3	30	-0.002	-0.002	0.000
4	1	-0.002	-0.002	0.000
4	2	-0.002	-0.002	0.000
4	3	0.000	0.000	0.000
4	4	-0.001	-0.001	0.000
4	5	-0.002	-0.002	0.000
10	31	-0.001	-0.001	0.000
10	32	0.001	0.002	0.001
10	33	0.000	0.000	0.000
10	34	0.001	0.002	0.001
10	35	0.000	0.000	0.001
11	6	0.004	0.004	0.001
11	7	0.003	0.003	0.000
11	8	0.002	0.003	0.000
11	9	-0.001	0.000	0.001
11	10	-0.001	-0.001	0.000
30	36	0.001	0.001	0.001
30	37	0.000	0.000	0.001
30	38	0.000	0.000	0.000
30	39	0.003	0.004	0.001
30	40	-0.002	-0.001	0.001
31	15	-0.001	-0.001	0.000
31	16	0.000	-0.001	-0.001
31	17	0.002	0.001	-0.001
31	18	0.003	0.002	-0.001
31	19	0.000	0.000	-0.001
50	41	-0.001	0.000	0.002
50	42	0.003	0.004	0.002
50	43	-0.001	0.001	0.002
50	44	-0.002	-0.001	0.001
50	45	-0.002	-0.001	0.001
51	11	-0.001	-0.005	-0.004
51	12	0.003	0.001	-0.001
51	13	0.000	0.000	0.000
51	14	0.002	0.003	0.001
51	20	-0.002	-0.002	0.000
100	46	0.002	0.003	0.001
100	47	-0.002	0.000	0.001
100	48	0.001	0.002	0.001
100	49	-0.001	0.000	0.001
100	50	-0.002	-0.001	0.002
101	21	0.002	0.004	0.002
101	22	0.003	0.003	0.000
101	23	0.003	0.004	0.002



		28.194_ACCURACY /	
Test Site		Dallas	
Tester		ETS-364	
Test Number		EB6938	
Max Limit		0.012	Pct
Min Limit		-0.013	Pct

krad(Si)	0	3	4	10	11	30	31	50	51	100	101
LL	-0.013	-0.013	-0.013	-0.013	-0.013	-0.013	-0.013	-0.013	-0.013	-0.013	-0.013
Min	-0.002	-0.002	-0.002	-0.001	-0.001	-0.001	-0.001	-0.001	-0.005	-0.001	0.000
Average	0.000	-0.001	-0.001	0.001	0.002	0.001	0.000	0.001	0.000	0.001	0.003
Max	0.001	0.002	0.000	0.002	0.004	0.004	0.002	0.004	0.003	0.003	0.004
UL	0.012	0.012	0.012	0.012	0.012	0.012	0.012	0.012	0.012	0.012	0.012



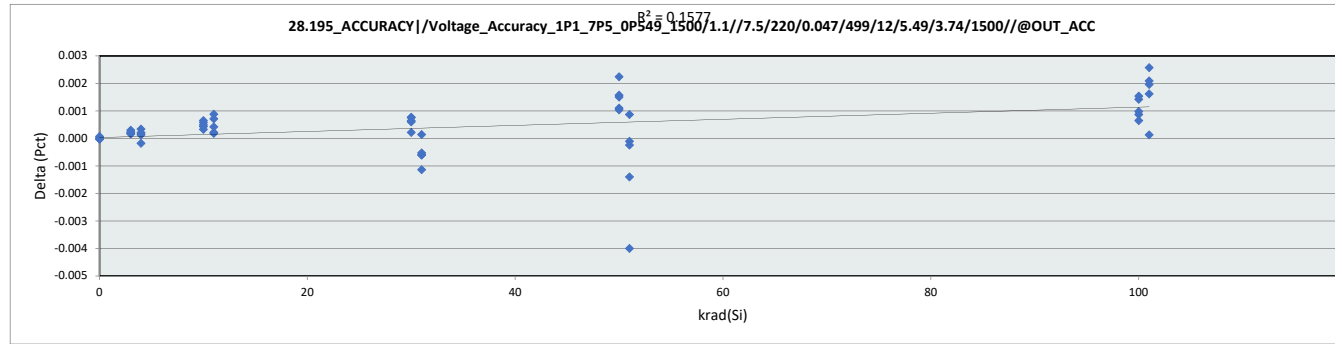
### HDR Report TPS7H1111-QMLP

101	24	-0.001	0.001	0.002
101	25	-0.002	0.000	0.003
	Max	0.004	0.004	0.003
	Average	0.000	0.000	0.000
	Min	-0.002	-0.005	-0.004
	Std Dev	0.002	0.002	0.001

# HDR Report TPS7H1111-QMLP

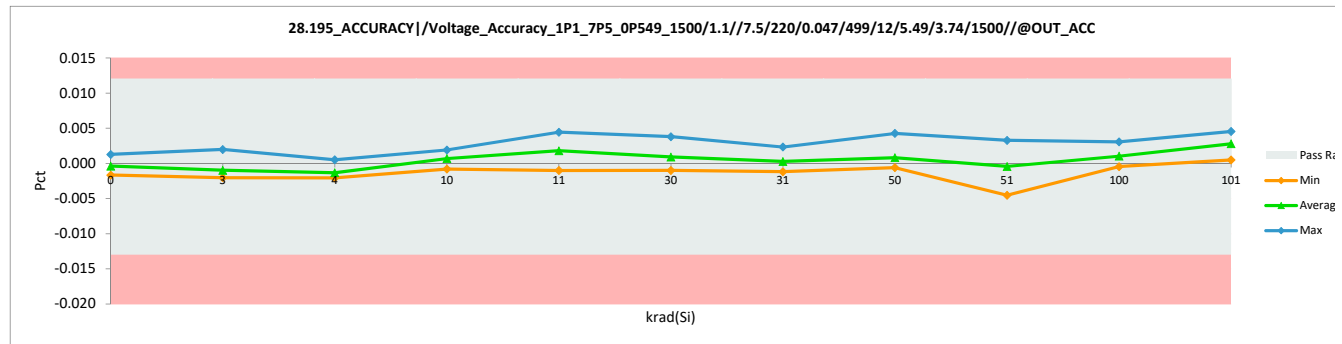
28.195_ACCURACY /Voltage		
Test Site	Dallas	Dallas
Tester	ETS-364	ETS-364
Test Number	EB6938	EB6938
Unit	Pct	Pct
Max Limit	0.012	0.012
Min Limit	-0.013	-0.013

krad(Si)	Serial #	Pre	Post	Delta
0	51	0.000	0.000	0.000
0	52	-0.002	-0.002	0.000
0	53	0.001	0.001	0.000
0	54	-0.002	-0.002	0.000
0	55	0.000	0.000	0.000
3	26	-0.002	-0.001	0.000
3	27	-0.002	-0.002	0.000
3	28	0.002	0.002	0.000
3	29	-0.002	-0.002	0.000
3	30	-0.002	-0.002	0.000
4	1	-0.002	-0.002	0.000
4	2	-0.002	-0.002	0.000
4	3	0.000	0.001	0.000
4	4	-0.001	-0.001	0.000
4	5	-0.002	-0.002	0.000
10	31	-0.001	-0.001	0.000
10	32	0.001	0.002	0.001
10	33	0.000	0.001	0.000
10	34	0.001	0.002	0.001
10	35	0.000	0.000	0.000
11	6	0.004	0.004	0.001
11	7	0.003	0.003	0.000
11	8	0.002	0.003	0.000
11	9	-0.001	0.000	0.001
11	10	-0.001	-0.001	0.000
30	36	0.001	0.001	0.001
30	37	0.000	0.000	0.001
30	38	0.000	0.000	0.000
30	39	0.003	0.004	0.001
30	40	-0.002	-0.001	0.001
31	15	-0.001	0.000	0.000
31	16	0.000	-0.001	-0.001
31	17	0.002	0.001	-0.001
31	18	0.003	0.002	-0.001
31	19	0.000	0.000	-0.001
50	41	-0.001	0.000	0.001
50	42	0.003	0.004	0.002
50	43	-0.001	0.001	0.002
50	44	-0.002	-0.001	0.001
50	45	-0.002	-0.001	0.001
51	11	-0.001	-0.005	-0.004
51	12	0.003	0.001	-0.001
51	13	0.000	0.000	0.000
51	14	0.002	0.003	0.001
51	20	-0.002	-0.002	0.000
100	46	0.002	0.003	0.001
100	47	-0.001	0.000	0.001
100	48	0.001	0.002	0.001
100	49	-0.001	0.000	0.001
100	50	-0.002	0.000	0.002
101	21	0.002	0.004	0.002
101	22	0.003	0.004	0.000
101	23	0.003	0.005	0.002



28.195_ACCURACY		
Test Site	Dallas	
Tester	ETS-364	
Test Number	EB6938	
Max Limit	0.012	Pct
Min Limit	-0.013	Pct

krad(Si)	0	3	4	10	11	30	31	50	51	100	101
LL	-0.013	-0.013	-0.013	-0.013	-0.013	-0.013	-0.013	-0.013	-0.013	-0.013	-0.013
Min	-0.002	-0.002	-0.002	-0.001	-0.001	-0.001	-0.001	-0.001	-0.005	0.000	0.001
Average	0.000	-0.001	-0.001	0.001	0.002	0.001	0.000	0.001	0.000	0.001	0.003
Max	0.001	0.002	0.001	0.002	0.004	0.004	0.002	0.004	0.003	0.003	0.005
UL	0.012	0.012	0.012	0.012	0.012	0.012	0.012	0.012	0.012	0.012	0.012



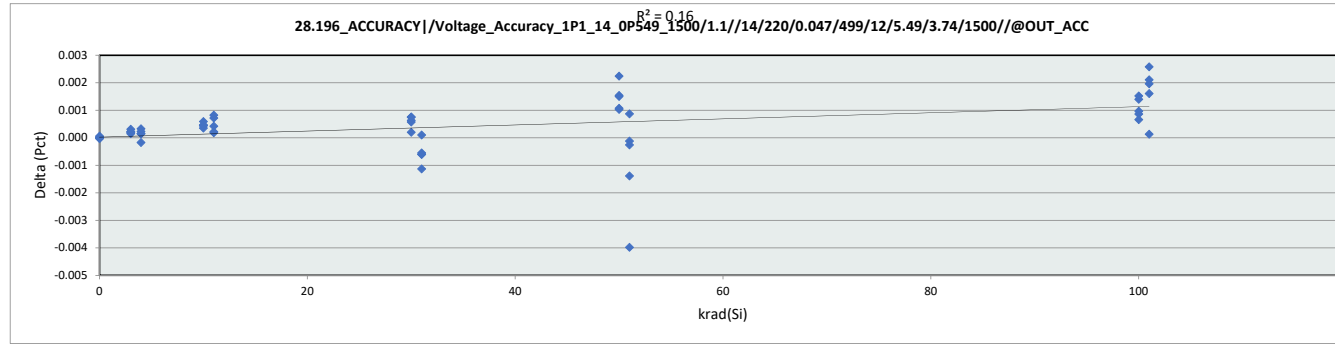
### HDR Report TPS7H1111-QMLP

101	24	-0.001	0.001	0.002
101	25	-0.002	0.001	0.003
	Max	0.004	0.005	0.003
	Average	0.000	0.000	0.000
	Min	-0.002	-0.005	-0.004
	Std Dev	0.002	0.002	0.001

# HDR Report TPS7H1111-QMLP

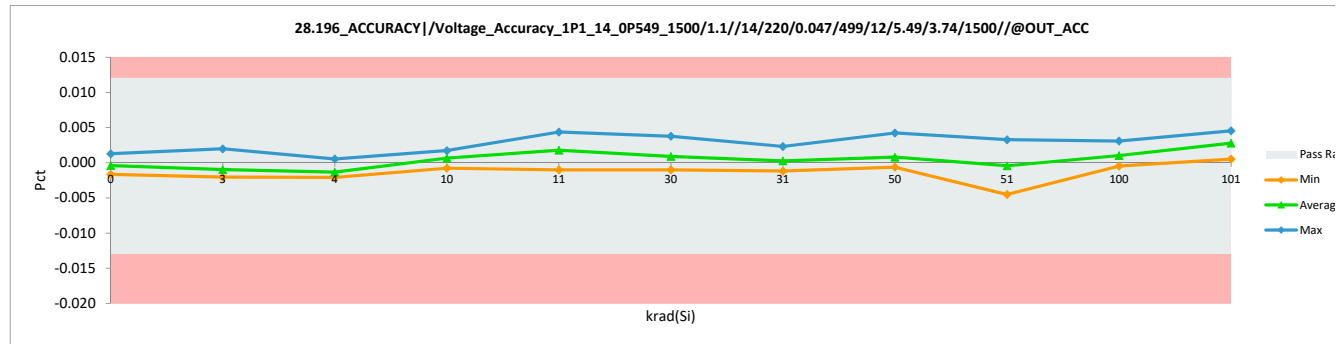
		28.196_ACCURACY /Voltage	
Test Site		Dallas	Dallas
Tester		ETS-364	ETS-364
Test Number		EB6938	EB6938
Unit		Pct	Pct
Max Limit		0.012	0.012
Min Limit		-0.013	-0.013

krad(Si)	Serial #	Pre	Post	Delta
0	51	0.000	0.000	0.000
0	52	-0.002	-0.002	0.000
0	53	0.001	0.001	0.000
0	54	-0.002	-0.002	0.000
0	55	0.000	0.000	0.000
3	26	-0.002	-0.001	0.000
3	27	-0.002	-0.002	0.000
3	28	0.002	0.002	0.000
3	29	-0.002	-0.002	0.000
3	30	-0.002	-0.002	0.000
4	1	-0.002	-0.002	0.000
4	2	-0.002	-0.002	0.000
4	3	0.000	0.001	0.000
4	4	-0.001	-0.001	0.000
4	5	-0.002	-0.002	0.000
10	31	-0.001	-0.001	0.000
10	32	0.001	0.002	0.001
10	33	0.000	0.001	0.000
10	34	0.001	0.002	0.000
10	35	0.000	0.000	0.000
11	6	0.004	0.004	0.001
11	7	0.003	0.003	0.000
11	8	0.002	0.003	0.000
11	9	-0.001	0.000	0.001
11	10	-0.001	-0.001	0.000
30	36	0.001	0.001	0.001
30	37	0.000	0.000	0.001
30	38	0.000	0.000	0.000
30	39	0.003	0.004	0.001
30	40	-0.002	-0.001	0.001
31	15	-0.001	-0.001	0.000
31	16	0.000	-0.001	-0.001
31	17	0.002	0.001	-0.001
31	18	0.003	0.002	-0.001
31	19	0.000	0.000	-0.001
50	41	-0.001	0.000	0.002
50	42	0.003	0.004	0.002
50	43	-0.001	0.001	0.002
50	44	-0.002	-0.001	0.001
50	45	-0.002	-0.001	0.001
51	11	-0.001	-0.005	-0.004
51	12	0.003	0.001	-0.001
51	13	0.000	0.000	0.000
51	14	0.002	0.003	0.001
51	20	-0.002	-0.002	0.000
100	46	0.002	0.003	0.001
100	47	-0.001	0.000	0.001
100	48	0.001	0.002	0.001
100	49	-0.001	0.000	0.001
100	50	-0.002	0.000	0.002
101	21	0.002	0.004	0.002
101	22	0.003	0.004	0.000
101	23	0.003	0.005	0.002



		28.196_ACCURACY /	
Test Site		Dallas	
Tester		ETS-364	
Test Number		EB6938	
Max Limit		0.012	Pct
Min Limit		-0.013	Pct

krad(Si)	0	3	4	10	11	30	31	50	51	100	101
LL	-0.013	-0.013	-0.013	-0.013	-0.013	-0.013	-0.013	-0.013	-0.013	-0.013	-0.013
Min	-0.002	-0.002	-0.002	-0.001	-0.001	-0.001	-0.001	-0.001	-0.005	0.000	0.001
Average	0.000	-0.001	-0.001	0.001	0.002	0.001	0.000	0.001	0.000	0.001	0.003
Max	0.001	0.002	0.001	0.002	0.004	0.004	0.002	0.004	0.003	0.003	0.005
UL	0.012	0.012	0.012	0.012	0.012	0.012	0.012	0.012	0.012	0.012	0.012



### HDR Report TPS7H1111-QMLP

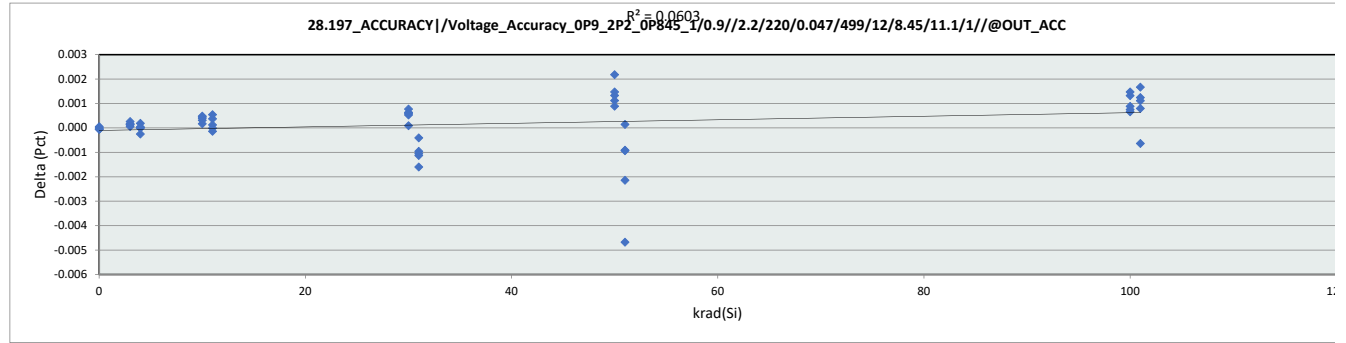
101	24	-0.001	0.001	0.002
101	25	-0.002	0.001	0.003
	Max	0.004	0.005	0.003
	Average	0.000	0.000	0.000
	Min	-0.002	-0.005	-0.004
	Std Dev	0.002	0.002	0.001



# HDR Report TPS7H1111-QMLP

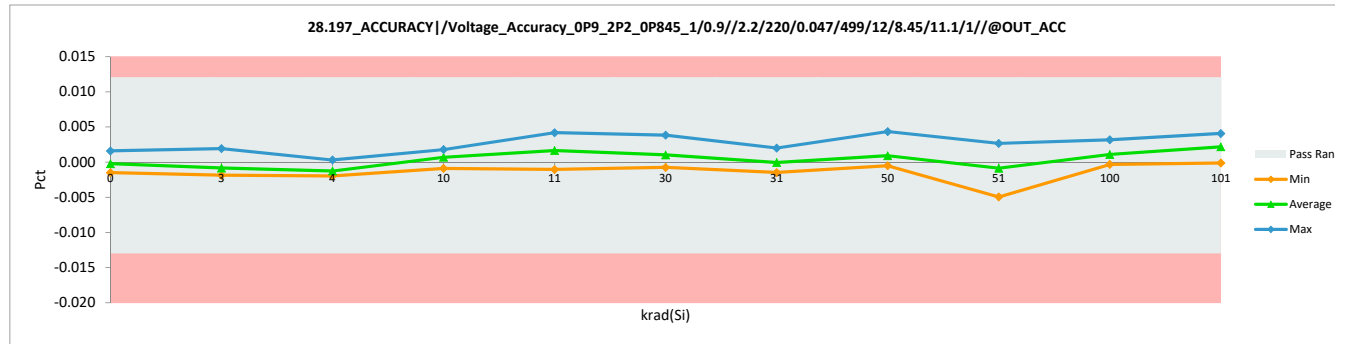
28.197_ACCURACY /Voltage		
Test Site	Dallas	Dallas
Tester	ETS-364	ETS-364
Test Number	EB6938	EB6938
Unit	Pct	Pct
Max Limit	0.012	0.012
Min Limit	-0.013	-0.013

krad(Si)	Serial #	Pre	Post	Delta
0	51	0.000	0.000	0.000
0	52	-0.001	-0.002	0.000
0	53	0.002	0.002	0.000
0	54	-0.001	-0.001	0.000
0	55	0.000	0.000	0.000
3	26	-0.001	-0.001	0.000
3	27	-0.002	-0.002	0.000
3	28	0.002	0.002	0.000
3	29	-0.002	-0.001	0.000
3	30	-0.002	-0.002	0.000
4	1	-0.002	-0.002	0.000
4	2	-0.002	-0.002	0.000
4	3	0.000	0.000	0.000
4	4	-0.001	-0.001	0.000
4	5	-0.002	-0.002	0.000
10	31	-0.001	-0.001	0.000
10	32	0.001	0.002	0.000
10	33	0.000	0.001	0.000
10	34	0.001	0.002	0.000
10	35	0.000	0.000	0.000
11	6	0.004	0.004	0.001
11	7	0.003	0.003	0.000
11	8	0.003	0.003	0.000
11	9	-0.001	0.000	0.000
11	10	-0.001	-0.001	0.000
30	36	0.001	0.001	0.001
30	37	0.000	0.000	0.001
30	38	0.000	0.000	0.000
30	39	0.003	0.004	0.001
30	40	-0.001	-0.001	0.001
31	15	0.000	-0.001	0.000
31	16	0.000	-0.001	-0.002
31	17	0.002	0.001	-0.001
31	18	0.003	0.002	-0.001
31	19	0.000	-0.001	-0.001
50	41	-0.001	0.000	0.001
50	42	0.003	0.004	0.001
50	43	-0.001	0.001	0.002
50	44	-0.001	0.000	0.001
50	45	-0.001	-0.001	0.001
51	11	0.000	-0.005	-0.005
51	12	0.003	0.001	-0.002
51	13	0.000	-0.001	-0.001
51	14	0.003	0.003	0.000
51	20	-0.001	-0.002	-0.001
100	46	0.003	0.003	0.001
100	47	-0.001	0.000	0.001
100	48	0.001	0.002	0.001
100	49	-0.001	0.000	0.001
100	50	-0.002	0.000	0.001
101	21	0.003	0.004	0.001
101	22	0.003	0.003	-0.001
101	23	0.003	0.004	0.001



28.197_ACCURACY /		
Test Site	Dallas	
Tester	ETS-364	
Test Number	EB6938	
Max Limit	0.012	Pct
Min Limit	-0.013	Pct

krad(Si)	0	3	4	10	11	30	31	50	51	100	101
LL	-0.013	-0.013	-0.013	-0.013	-0.013	-0.013	-0.013	-0.013	-0.013	-0.013	-0.013
Min	-0.002	-0.002	-0.002	-0.001	-0.001	-0.001	-0.001	-0.001	-0.005	0.000	0.000
Average	0.000	-0.001	-0.001	0.001	0.002	0.001	0.000	0.001	-0.001	0.001	0.002
Max	0.002	0.002	0.000	0.002	0.004	0.004	0.002	0.004	0.003	0.003	0.004
UL	0.012	0.012	0.012	0.012	0.012	0.012	0.012	0.012	0.012	0.012	0.012



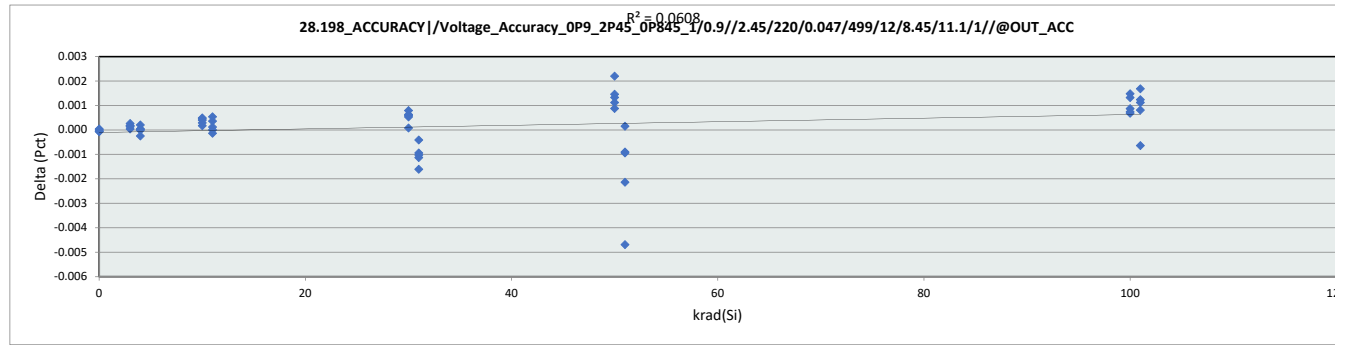
### HDR Report TPS7H1111-QMLP

101	24	-0.001	0.000	0.001
101	25	-0.002	0.000	0.002
	Max	0.004	0.004	0.002
	Average	0.000	0.000	0.000
	Min	-0.002	-0.005	-0.005
	Std Dev	0.002	0.002	0.001

# HDR Report TPS7H1111-QMLP

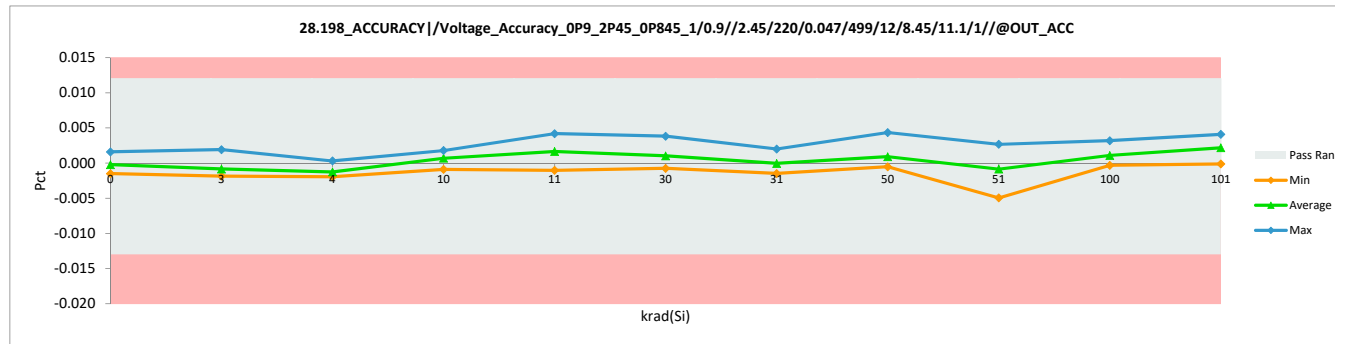
		28.198_ACCURACY /Voltage	
Test Site		Dallas	Dallas
Tester		ETS-364	ETS-364
Test Number		EB6938	EB6938
Unit		Pct	Pct
Max Limit		0.012	0.012
Min Limit		-0.013	-0.013

krad(Si)	Serial #	Pre	Post	Delta
0	51	0.000	0.000	0.000
0	52	-0.001	-0.002	0.000
0	53	0.002	0.002	0.000
0	54	-0.001	-0.001	0.000
0	55	0.000	0.000	0.000
3	26	-0.001	-0.001	0.000
3	27	-0.002	-0.002	0.000
3	28	0.002	0.002	0.000
3	29	-0.002	-0.001	0.000
3	30	-0.002	-0.002	0.000
4	1	-0.002	-0.002	0.000
4	2	-0.002	-0.002	0.000
4	3	0.000	0.000	0.000
4	4	-0.001	-0.001	0.000
4	5	-0.002	-0.002	0.000
10	31	-0.001	-0.001	0.000
10	32	0.001	0.002	0.000
10	33	0.000	0.001	0.000
10	34	0.001	0.002	0.000
10	35	0.000	0.000	0.000
11	6	0.004	0.004	0.001
11	7	0.003	0.003	0.000
11	8	0.003	0.003	0.000
11	9	-0.001	0.000	0.000
11	10	-0.001	-0.001	0.000
30	36	0.001	0.001	0.001
30	37	0.000	0.000	0.001
30	38	0.000	0.000	0.000
30	39	0.003	0.004	0.001
30	40	-0.001	-0.001	0.001
31	15	0.000	-0.001	0.000
31	16	0.000	-0.001	-0.002
31	17	0.002	0.001	-0.001
31	18	0.003	0.002	-0.001
31	19	0.000	-0.001	-0.001
50	41	-0.001	0.000	0.001
50	42	0.003	0.004	0.001
50	43	-0.001	0.001	0.002
50	44	-0.001	0.000	0.001
50	45	-0.001	-0.001	0.001
51	11	0.000	-0.005	-0.005
51	12	0.003	0.001	-0.002
51	13	0.000	-0.001	-0.001
51	14	0.003	0.003	0.000
51	20	-0.001	-0.002	-0.001
100	46	0.002	0.003	0.001
100	47	-0.001	0.000	0.001
100	48	0.001	0.002	0.001
100	49	-0.001	0.000	0.001
100	50	-0.002	0.000	0.001
101	21	0.003	0.004	0.001
101	22	0.004	0.003	-0.001
101	23	0.003	0.004	0.001



		28.198_ACCURACY /	
Test Site		Dallas	
Tester		ETS-364	
Test Number		EB6938	
Max Limit		0.012	Pct
Min Limit		-0.013	Pct

krad(Si)	0	3	4	10	11	30	31	50	51	100	101
LL	-0.013	-0.013	-0.013	-0.013	-0.013	-0.013	-0.013	-0.013	-0.013	-0.013	-0.013
Min	-0.002	-0.002	-0.002	-0.001	-0.001	-0.001	-0.001	-0.001	-0.005	0.000	0.000
Average	0.000	-0.001	-0.001	0.001	0.002	0.001	0.000	0.001	-0.001	0.001	0.002
Max	0.002	0.002	0.000	0.002	0.004	0.004	0.002	0.004	0.003	0.003	0.004
UL	0.012	0.012	0.012	0.012	0.012	0.012	0.012	0.012	0.012	0.012	0.012



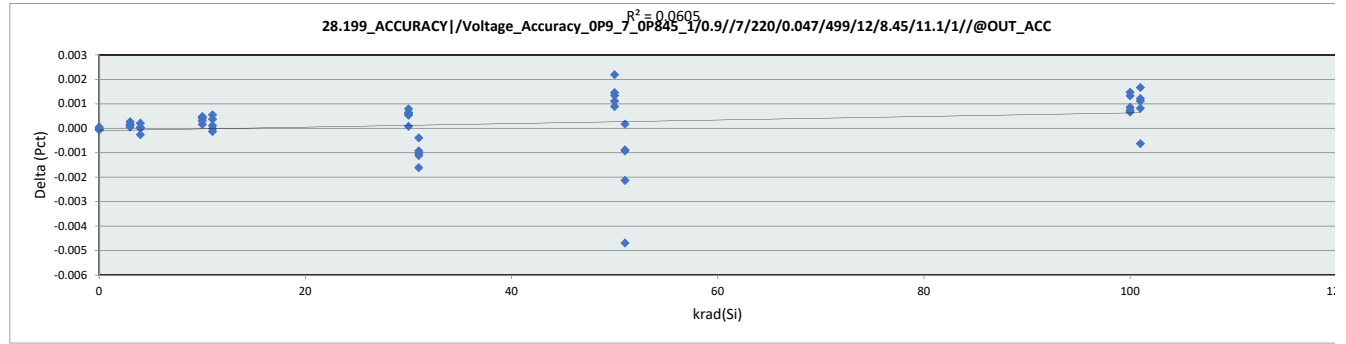
### HDR Report TPS7H1111-QMLP

101	24	-0.001	0.000	0.001
101	25	-0.002	0.000	0.002
	Max	0.004	0.004	0.002
	Average	0.000	0.000	0.000
	Min	-0.002	-0.005	-0.005
	Std Dev	0.002	0.002	0.001

# HDR Report TPS7H1111-QMLP

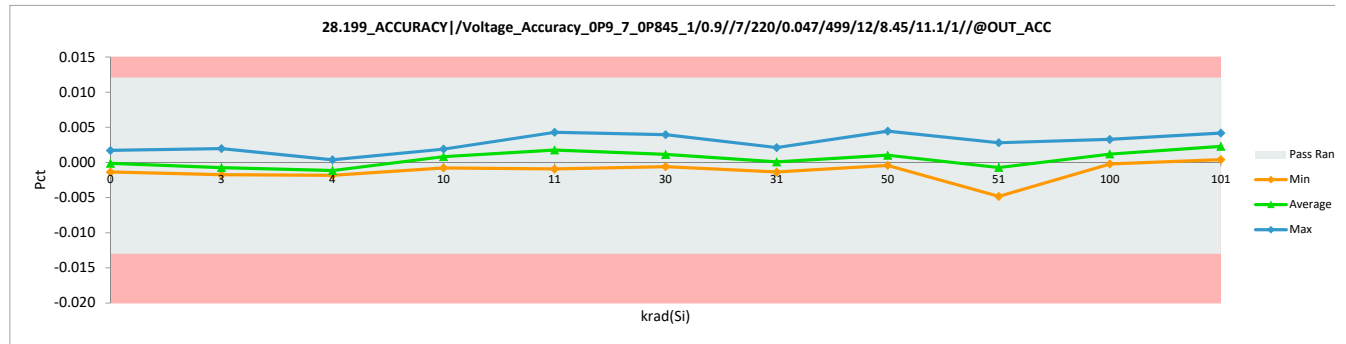
		28.199_ACCURACY /Voltage	
Test Site		Dallas	Dallas
Tester		ETS-364	ETS-364
Test Number		EB6938	EB6938
Unit		Pct	Pct
Max Limit		0.012	0.012
Min Limit		-0.013	-0.013

krad(Si)	Serial #	Pre	Post	Delta
0	51	0.001	0.000	0.000
0	52	-0.001	-0.001	0.000
0	53	0.002	0.002	0.000
0	54	-0.001	-0.001	0.000
0	55	0.000	0.000	0.000
3	26	-0.001	-0.001	0.000
3	27	-0.002	-0.002	0.000
3	28	0.002	0.002	0.000
3	29	-0.002	-0.001	0.000
3	30	-0.002	-0.001	0.000
4	1	-0.002	-0.002	0.000
4	2	-0.002	-0.002	0.000
4	3	0.000	0.000	0.000
4	4	-0.001	-0.001	0.000
4	5	-0.002	-0.002	0.000
10	31	-0.001	-0.001	0.000
10	32	0.001	0.002	0.000
10	33	0.000	0.001	0.000
10	34	0.002	0.002	0.000
10	35	0.000	0.000	0.000
11	6	0.004	0.004	0.001
11	7	0.003	0.003	0.000
11	8	0.003	0.003	0.000
11	9	-0.001	0.000	0.000
11	10	-0.001	-0.001	0.000
30	36	0.001	0.002	0.001
30	37	0.000	0.001	0.001
30	38	0.000	0.000	0.000
30	39	0.003	0.004	0.001
30	40	-0.001	-0.001	0.001
31	15	0.000	-0.001	0.000
31	16	0.000	-0.001	-0.002
31	17	0.002	0.001	-0.001
31	18	0.003	0.002	-0.001
31	19	0.000	-0.001	-0.001
50	41	-0.001	0.000	0.001
50	42	0.003	0.004	0.001
50	43	-0.001	0.001	0.002
50	44	-0.001	0.000	0.001
50	45	-0.001	0.000	0.001
51	11	0.000	-0.005	-0.005
51	12	0.003	0.001	-0.002
51	13	0.000	-0.001	-0.001
51	14	0.003	0.003	0.000
51	20	-0.001	-0.002	-0.001
100	46	0.003	0.003	0.001
100	47	-0.001	0.000	0.001
100	48	0.002	0.002	0.001
100	49	0.000	0.000	0.001
100	50	-0.002	0.000	0.001
101	21	0.003	0.004	0.001
101	22	0.004	0.003	-0.001
101	23	0.003	0.004	0.001



		28.199_ACCURACY /	
Test Site		Dallas	
Tester		ETS-364	
Test Number		EB6938	
Max Limit		0.012	Pct
Min Limit		-0.013	Pct

krad(Si)	0	3	4	10	11	30	31	50	51	100	101
LL	-0.013	-0.013	-0.013	-0.013	-0.013	-0.013	-0.013	-0.013	-0.013	-0.013	-0.013
Min	-0.001	-0.002	-0.002	-0.001	-0.001	-0.001	-0.001	0.000	-0.005	0.000	0.000
Average	0.000	-0.001	-0.001	0.001	0.002	0.001	0.000	0.001	-0.001	0.001	0.002
Max	0.002	0.002	0.000	0.002	0.004	0.004	0.002	0.004	0.003	0.003	0.004
UL	0.012	0.012	0.012	0.012	0.012	0.012	0.012	0.012	0.012	0.012	0.012



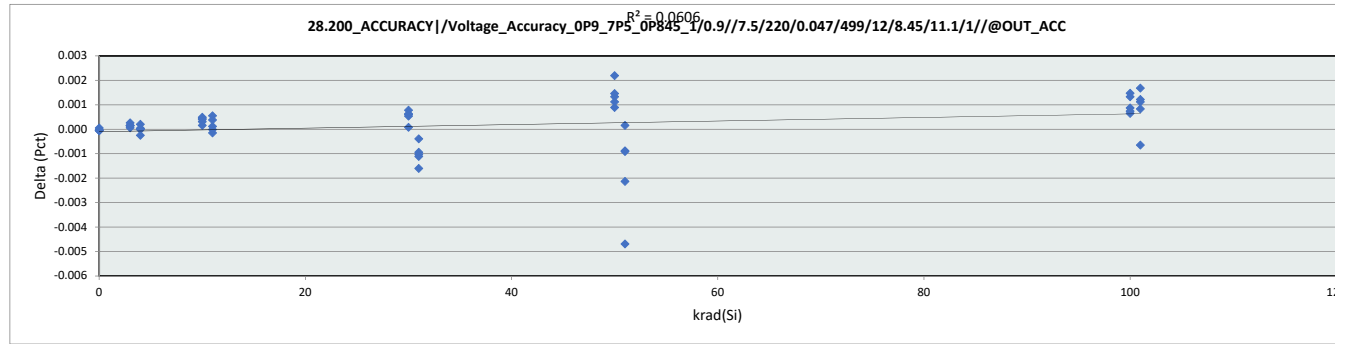
### HDR Report TPS7H1111-QMLP

101	24	-0.001	0.000	0.001
101	25	-0.002	0.000	0.002
	Max	0.004	0.004	0.002
	Average	0.000	0.001	0.000
	Min	-0.002	-0.005	-0.005
	Std Dev	0.002	0.002	0.001

# HDR Report TPS7H1111-QMLP

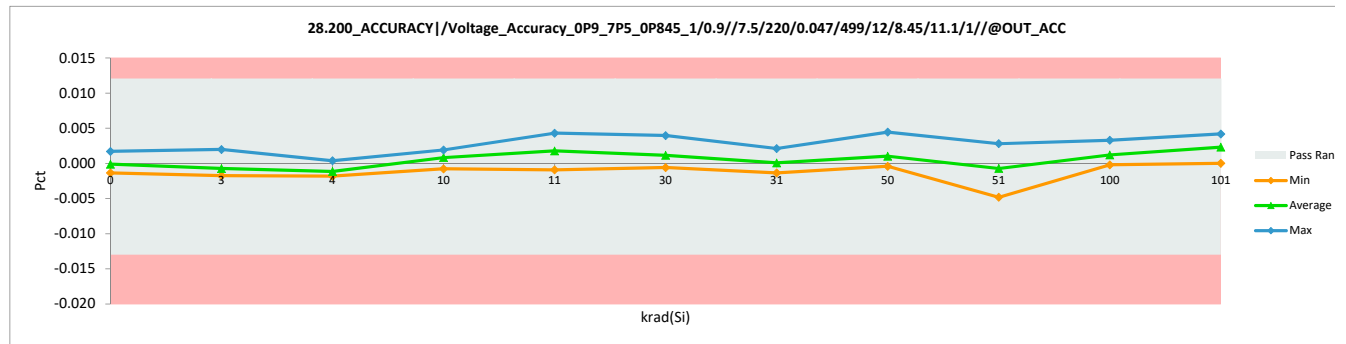
		28.200_ACCURACY /Voltage	
Test Site		Dallas	Dallas
Tester		ETS-364	ETS-364
Test Number		EB6938	EB6938
Unit		Pct	Pct
Max Limit		0.012	0.012
Min Limit		-0.013	-0.013

krad(Si)	Serial #	Pre	Post	Delta
0	51	0.001	0.000	0.000
0	52	-0.001	-0.001	0.000
0	53	0.002	0.002	0.000
0	54	-0.001	-0.001	0.000
0	55	0.000	0.000	0.000
3	26	-0.001	-0.001	0.000
3	27	-0.002	-0.002	0.000
3	28	0.002	0.002	0.000
3	29	-0.002	-0.001	0.000
3	30	-0.002	-0.001	0.000
4	1	-0.002	-0.002	0.000
4	2	-0.002	-0.002	0.000
4	3	0.000	0.000	0.000
4	4	-0.001	-0.001	0.000
4	5	-0.002	-0.002	0.000
10	31	-0.001	-0.001	0.000
10	32	0.001	0.002	0.000
10	33	0.001	0.001	0.000
10	34	0.002	0.002	0.000
10	35	0.000	0.000	0.000
11	6	0.004	0.004	0.001
11	7	0.003	0.003	0.000
11	8	0.003	0.003	0.000
11	9	-0.001	0.000	0.000
11	10	-0.001	-0.001	0.000
30	36	0.001	0.002	0.001
30	37	0.000	0.001	0.001
30	38	0.000	0.000	0.000
30	39	0.003	0.004	0.001
30	40	-0.001	-0.001	0.001
31	15	0.000	-0.001	0.000
31	16	0.000	-0.001	-0.002
31	17	0.002	0.001	-0.001
31	18	0.003	0.002	-0.001
31	19	0.000	-0.001	-0.001
50	41	-0.001	0.000	0.001
50	42	0.003	0.004	0.001
50	43	-0.001	0.001	0.002
50	44	-0.001	0.000	0.001
50	45	-0.001	0.000	0.001
51	11	0.000	-0.005	-0.005
51	12	0.003	0.001	-0.002
51	13	0.000	-0.001	-0.001
51	14	0.003	0.003	0.000
51	20	-0.001	-0.002	-0.001
100	46	0.003	0.003	0.001
100	47	-0.001	0.000	0.001
100	48	0.002	0.002	0.001
100	49	0.000	0.000	0.001
100	50	-0.002	0.000	0.001
101	21	0.003	0.004	0.001
101	22	0.004	0.003	-0.001
101	23	0.003	0.004	0.001



		28.200_ACCURACY /	
Test Site		Dallas	
Tester		ETS-364	
Test Number		EB6938	
Max Limit		0.012	Pct
Min Limit		-0.013	Pct

krad(Si)	0	3	4	10	11	30	31	50	51	100	101
LL	-0.013	-0.013	-0.013	-0.013	-0.013	-0.013	-0.013	-0.013	-0.013	-0.013	-0.013
Min	-0.001	-0.002	-0.002	-0.001	-0.001	-0.001	-0.001	0.000	-0.005	0.000	0.000
Average	0.000	-0.001	-0.001	0.001	0.002	0.001	0.000	0.001	-0.001	0.001	0.002
Max	0.002	0.002	0.000	0.002	0.004	0.004	0.002	0.004	0.003	0.003	0.004
UL	0.012	0.012	0.012	0.012	0.012	0.012	0.012	0.012	0.012	0.012	0.012



### HDR Report TPS7H1111-QMLP

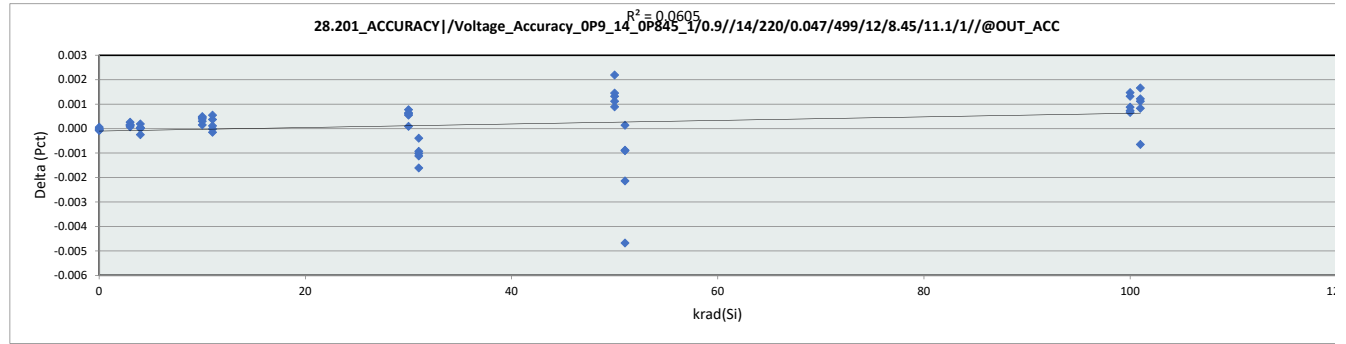
101	24	-0.001	0.000	0.001
101	25	-0.002	0.000	0.002
	Max	0.004	0.004	0.002
	Average	0.000	0.001	0.000
	Min	-0.002	-0.005	-0.005
	Std Dev	0.002	0.002	0.001



# HDR Report TPS7H1111-QMLP

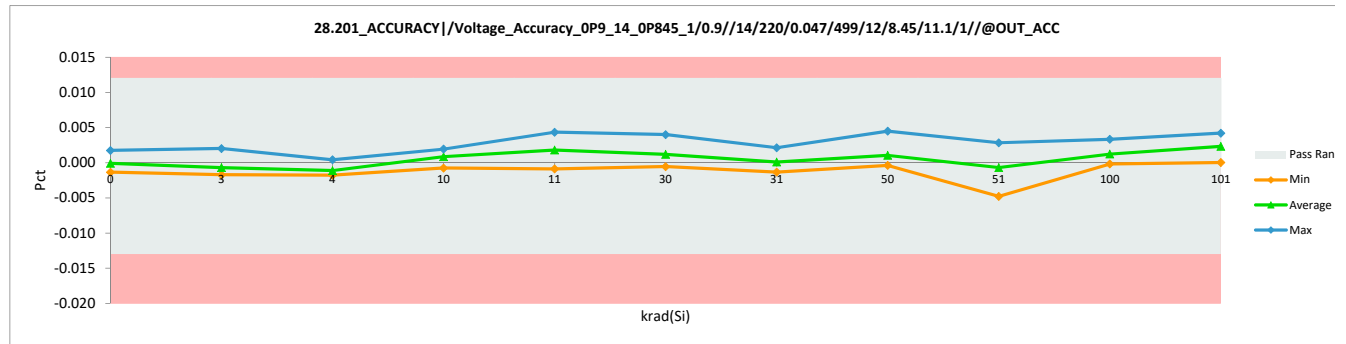
		28.201_ACCURACY /Voltage	
Test Site		Dallas	Dallas
Tester		ETS-364	ETS-364
Test Number		EB6938	EB6938
Unit		Pct	Pct
Max Limit		0.012	0.012
Min Limit		-0.013	-0.013

krad(Si)	Serial #	Pre	Post	Delta
0	51	0.001	0.001	0.000
0	52	-0.001	-0.001	0.000
0	53	0.002	0.002	0.000
0	54	-0.001	-0.001	0.000
0	55	0.000	0.000	0.000
3	26	-0.001	-0.001	0.000
3	27	-0.002	-0.002	0.000
3	28	0.002	0.002	0.000
3	29	-0.001	-0.001	0.000
3	30	-0.002	-0.001	0.000
4	1	-0.002	-0.002	0.000
4	2	-0.002	-0.002	0.000
4	3	0.000	0.000	0.000
4	4	-0.001	-0.001	0.000
4	5	-0.002	-0.002	0.000
10	31	-0.001	-0.001	0.000
10	32	0.001	0.002	0.000
10	33	0.001	0.001	0.000
10	34	0.002	0.002	0.000
10	35	0.000	0.001	0.000
11	6	0.004	0.004	0.001
11	7	0.003	0.003	0.000
11	8	0.003	0.003	0.000
11	9	-0.001	0.000	0.000
11	10	-0.001	-0.001	0.000
30	36	0.001	0.002	0.001
30	37	0.000	0.001	0.001
30	38	0.000	0.000	0.000
30	39	0.003	0.004	0.001
30	40	-0.001	-0.001	0.001
31	15	0.000	-0.001	0.000
31	16	0.000	-0.001	-0.002
31	17	0.002	0.001	-0.001
31	18	0.003	0.002	-0.001
31	19	0.000	-0.001	-0.001
50	41	-0.001	0.000	0.001
50	42	0.003	0.004	0.001
50	43	-0.001	0.001	0.002
50	44	-0.001	0.000	0.001
50	45	-0.001	0.000	0.001
51	11	0.000	-0.005	-0.005
51	12	0.003	0.001	-0.002
51	13	0.000	-0.001	-0.001
51	14	0.003	0.003	0.000
51	20	-0.001	-0.002	-0.001
100	46	0.003	0.003	0.001
100	47	-0.001	0.000	0.001
100	48	0.002	0.002	0.001
100	49	0.000	0.000	0.001
100	50	-0.002	0.000	0.001
101	21	0.003	0.004	0.001
101	22	0.004	0.003	-0.001
101	23	0.003	0.004	0.001



		28.201_ACCURACY /	
Test Site		Dallas	
Tester		ETS-364	
Test Number		EB6938	
Max Limit		0.012	Pct
Min Limit		-0.013	Pct

krad(Si)	0	3	4	10	11	30	31	50	51	100	101
LL	-0.013	-0.013	-0.013	-0.013	-0.013	-0.013	-0.013	-0.013	-0.013	-0.013	-0.013
Min	-0.001	-0.002	-0.002	-0.001	-0.001	-0.001	-0.001	0.000	-0.005	0.000	0.000
Average	0.000	-0.001	-0.001	0.001	0.002	0.001	0.000	0.001	-0.001	0.001	0.002
Max	0.002	0.002	0.000	0.002	0.004	0.004	0.002	0.004	0.003	0.003	0.004
UL	0.012	0.012	0.012	0.012	0.012	0.012	0.012	0.012	0.012	0.012	0.012



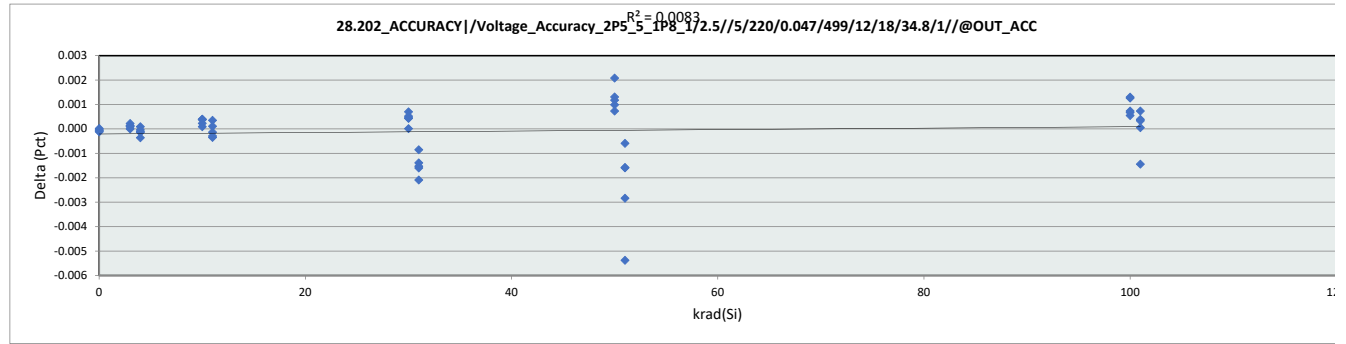
### HDR Report TPS7H1111-QMLP

101	24	-0.001	0.000	0.001
101	25	-0.002	0.000	0.002
	Max	0.004	0.004	0.002
	Average	0.000	0.001	0.000
	Min	-0.002	-0.005	-0.005
	Std Dev	0.002	0.002	0.001

# HDR Report TPS7H1111-QMLP

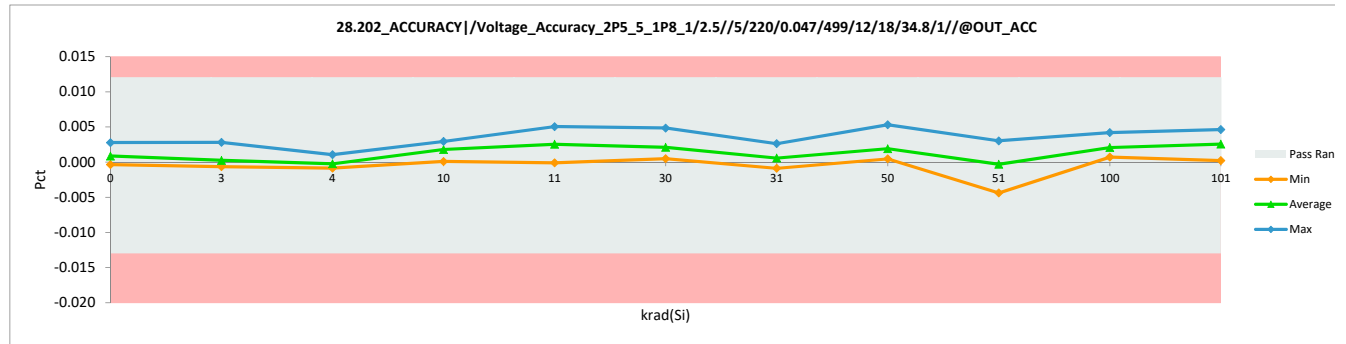
		28.202_ACCURACY /Voltage	
Test Site		Dallas	Dallas
Tester		ETS-364	ETS-364
Test Number		EB6938	EB6938
Unit		Pct	Pct
Max Limit		0.012	0.012
Min Limit		-0.013	-0.013

krad(Si)	Serial #	Pre	Post	Delta
0	51	0.001	0.001	0.000
0	52	0.000	0.000	0.000
0	53	0.003	0.003	0.000
0	54	0.000	0.000	0.000
0	55	0.001	0.001	0.000
3	26	0.000	0.000	0.000
3	27	-0.001	-0.001	0.000
3	28	0.003	0.003	0.000
3	29	0.000	0.000	0.000
3	30	-0.001	-0.001	0.000
4	1	-0.001	-0.001	0.000
4	2	0.000	-0.001	0.000
4	3	0.001	0.001	0.000
4	4	0.000	0.000	0.000
4	5	-0.001	-0.001	0.000
10	31	0.000	0.000	0.000
10	32	0.002	0.003	0.000
10	33	0.002	0.002	0.000
10	34	0.003	0.003	0.000
10	35	0.001	0.001	0.000
11	6	0.005	0.005	0.000
11	7	0.004	0.004	0.000
11	8	0.004	0.003	0.000
11	9	0.000	0.000	0.000
11	10	0.000	0.000	0.000
30	36	0.002	0.002	0.001
30	37	0.001	0.002	0.001
30	38	0.001	0.001	0.000
30	39	0.004	0.005	0.000
30	40	0.000	0.000	0.000
31	15	0.001	0.000	-0.001
31	16	0.001	-0.001	-0.002
31	17	0.003	0.002	-0.001
31	18	0.004	0.003	-0.002
31	19	0.001	0.000	-0.002
50	41	0.000	0.001	0.001
50	42	0.004	0.005	0.001
50	43	0.000	0.002	0.002
50	44	0.000	0.001	0.001
50	45	0.000	0.000	0.001
51	11	0.001	-0.004	-0.005
51	12	0.004	0.002	-0.003
51	13	0.001	0.000	-0.002
51	14	0.004	0.003	-0.001
51	20	0.000	-0.002	-0.002
100	46	0.004	0.004	0.001
100	47	0.000	0.001	0.001
100	48	0.002	0.003	0.001
100	49	0.000	0.001	0.001
100	50	-0.001	0.001	0.001
101	21	0.004	0.005	0.000
101	22	0.005	0.003	-0.001
101	23	0.004	0.004	0.000



		28.202_ACCURACY /	
Test Site		Dallas	
Tester		ETS-364	
Test Number		EB6938	
Max Limit		0.012	Pct
Min Limit		-0.013	Pct

krad(Si)	0	3	4	10	11	30	31	50	51	100	101
LL	-0.013	-0.013	-0.013	-0.013	-0.013	-0.013	-0.013	-0.013	-0.013	-0.013	-0.013
Min	0.000	-0.001	-0.001	0.000	0.000	0.000	-0.001	0.000	-0.004	0.001	0.000
Average	0.001	0.000	0.000	0.002	0.003	0.002	0.001	0.002	0.000	0.002	0.003
Max	0.003	0.003	0.001	0.003	0.005	0.005	0.003	0.005	0.003	0.004	0.005
UL	0.012	0.012	0.012	0.012	0.012	0.012	0.012	0.012	0.012	0.012	0.012



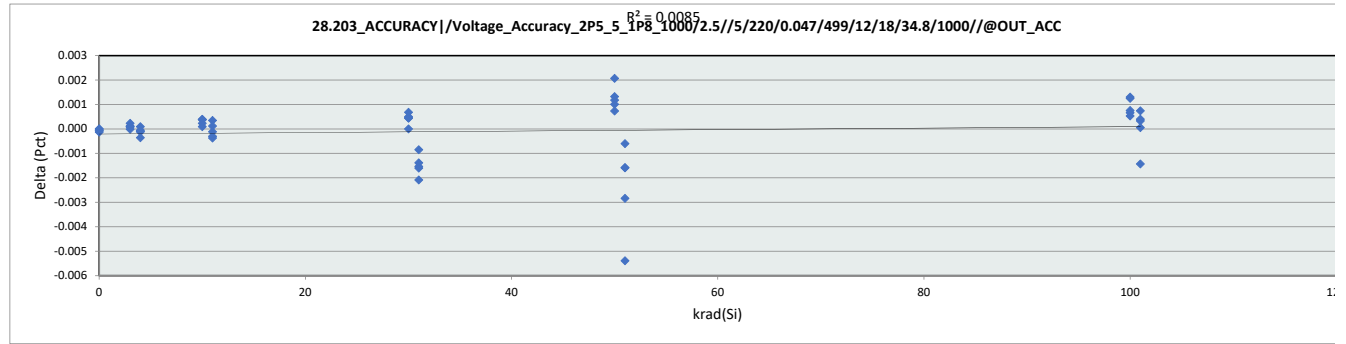
### HDR Report TPS7H1111-QMLP

101	24	0.000	0.001	0.000
101	25	-0.001	0.000	0.001
	Max	0.005	0.005	0.002
	Average	0.001	0.001	0.000
	Min	-0.001	-0.004	-0.005
	Std Dev	0.002	0.002	0.001

# HDR Report TPS7H1111-QMLP

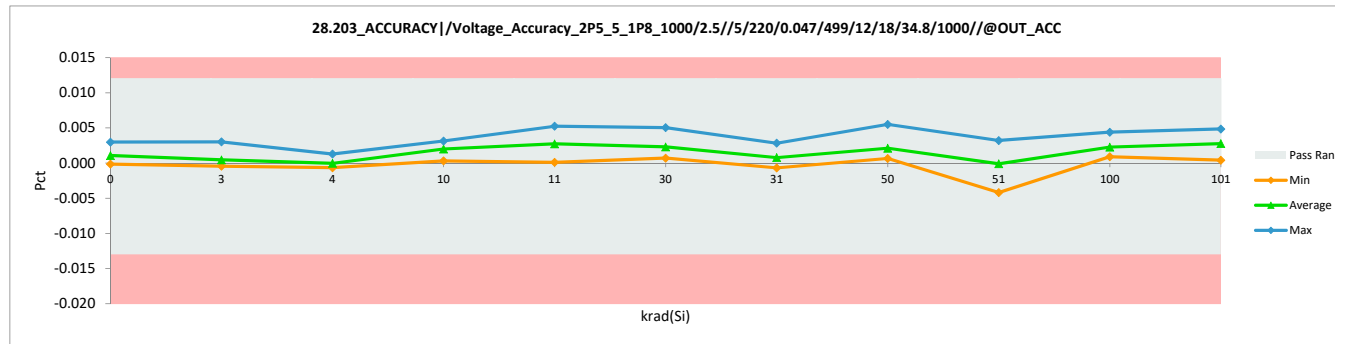
		28.203_ACCURACY /Voltage	
Test Site		Dallas	Dallas
Tester		ETS-364	ETS-364
Test Number		EB6938	EB6938
Unit		Pct	Pct
Max Limit		0.012	0.012
Min Limit		-0.013	-0.013

krad(Si)	Serial #	Pre	Post	Delta
0	51	0.002	0.002	0.000
0	52	0.000	0.000	0.000
0	53	0.003	0.003	0.000
0	54	0.000	0.000	0.000
0	55	0.001	0.001	0.000
3	26	0.000	0.000	0.000
3	27	-0.001	0.000	0.000
3	28	0.003	0.003	0.000
3	29	0.000	0.000	0.000
3	30	0.000	0.000	0.000
4	1	0.000	0.000	0.000
4	2	0.000	0.000	0.000
4	3	0.001	0.001	0.000
4	4	0.000	0.000	0.000
4	5	-0.001	-0.001	0.000
10	31	0.000	0.000	0.000
10	32	0.002	0.003	0.000
10	33	0.002	0.002	0.000
10	34	0.003	0.003	0.000
10	35	0.001	0.002	0.000
11	6	0.005	0.005	0.000
11	7	0.004	0.004	0.000
11	8	0.004	0.004	0.000
11	9	0.000	0.001	0.000
11	10	0.000	0.000	0.000
30	36	0.002	0.003	0.001
30	37	0.001	0.002	0.000
30	38	0.001	0.001	0.000
30	39	0.005	0.005	0.000
30	40	0.000	0.001	0.000
31	15	0.001	0.000	-0.001
31	16	0.001	-0.001	-0.002
31	17	0.003	0.002	-0.001
31	18	0.004	0.003	-0.002
31	19	0.002	0.000	-0.002
50	41	0.000	0.001	0.001
50	42	0.004	0.006	0.001
50	43	0.000	0.002	0.002
50	44	0.000	0.001	0.001
50	45	0.000	0.001	0.001
51	11	0.001	-0.004	-0.005
51	12	0.005	0.002	-0.003
51	13	0.002	0.000	-0.002
51	14	0.004	0.003	-0.001
51	20	0.000	-0.001	-0.002
100	46	0.004	0.004	0.001
100	47	0.000	0.001	0.001
100	48	0.003	0.003	0.001
100	49	0.001	0.001	0.001
100	50	0.000	0.001	0.001
101	21	0.004	0.005	0.000
101	22	0.005	0.003	-0.001
101	23	0.004	0.004	0.000



		28.203_ACCURACY /	
Test Site		Dallas	
Tester		ETS-364	
Test Number		EB6938	
Max Limit		0.012	Pct
Min Limit		-0.013	Pct

krad(Si)	0	3	4	10	11	30	31	50	51	100	101
LL	-0.013	-0.013	-0.013	-0.013	-0.013	-0.013	-0.013	-0.013	-0.013	-0.013	-0.013
Min	0.000	0.000	-0.001	0.000	0.000	0.001	-0.001	0.001	-0.004	0.001	0.000
Average	0.001	0.000	0.000	0.002	0.003	0.002	0.001	0.002	0.000	0.002	0.003
Max	0.003	0.003	0.001	0.003	0.005	0.005	0.003	0.006	0.003	0.004	0.005
UL	0.012	0.012	0.012	0.012	0.012	0.012	0.012	0.012	0.012	0.012	0.012



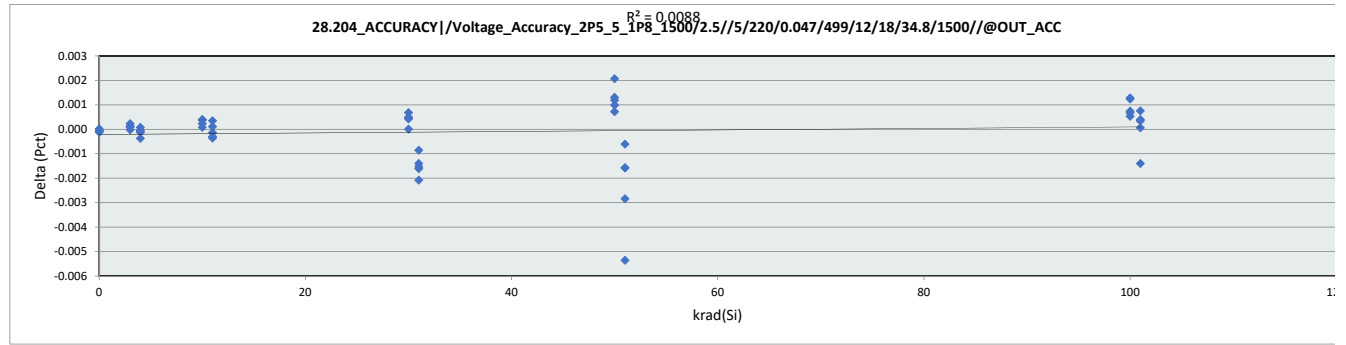
### HDR Report TPS7H1111-QMLP

101	24	0.001	0.001	0.000
101	25	0.000	0.000	0.001
	Max	0.005	0.006	0.002
	Average	0.002	0.001	0.000
	Min	-0.001	-0.004	-0.005
	Std Dev	0.002	0.002	0.001

HDR Report  
TPS7H1111-QMLP

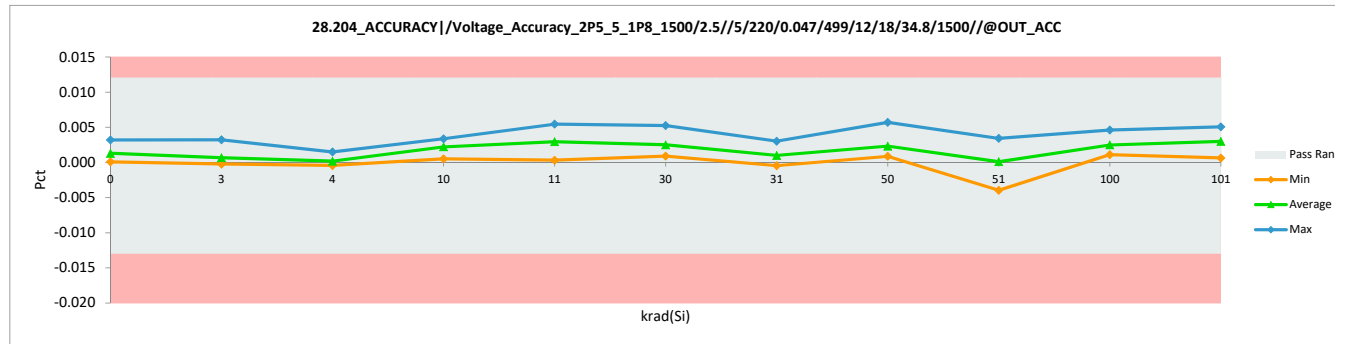
		28.204_ACCURACY /Voltage	
Test Site		Dallas	Dallas
Tester		ETS-364	ETS-364
Test Number		EB6938	EB6938
Unit		Pct	Pct
Max Limit		0.012	0.012
Min Limit		-0.013	-0.013

krad(Si)	Serial #	Pre	Post	Delta
0	51	0.002	0.002	0.000
0	52	0.000	0.000	0.000
0	53	0.003	0.003	0.000
0	54	0.000	0.000	0.000
0	55	0.001	0.001	0.000
3	26	0.000	0.000	0.000
3	27	0.000	0.000	0.000
3	28	0.003	0.003	0.000
3	29	0.000	0.000	0.000
3	30	0.000	0.000	0.000
4	1	0.000	0.000	0.000
4	2	0.000	0.000	0.000
4	3	0.002	0.002	0.000
4	4	0.001	0.000	0.000
4	5	-0.001	0.000	0.000
10	31	0.000	0.001	0.000
10	32	0.003	0.003	0.000
10	33	0.002	0.002	0.000
10	34	0.003	0.003	0.000
10	35	0.001	0.002	0.000
11	6	0.005	0.005	0.000
11	7	0.004	0.004	0.000
11	8	0.004	0.004	0.000
11	9	0.001	0.001	0.000
11	10	0.001	0.000	0.000
30	36	0.002	0.003	0.001
30	37	0.001	0.002	0.000
30	38	0.002	0.002	0.000
30	39	0.005	0.005	0.000
30	40	0.000	0.001	0.000
31	15	0.001	0.000	-0.001
31	16	0.002	0.000	-0.002
31	17	0.003	0.002	-0.001
31	18	0.005	0.003	-0.002
31	19	0.002	0.000	-0.002
50	41	0.000	0.002	0.001
50	42	0.004	0.006	0.001
50	43	0.000	0.002	0.002
50	44	0.000	0.001	0.001
50	45	0.000	0.001	0.001
51	11	0.001	-0.004	-0.005
51	12	0.005	0.002	-0.003
51	13	0.002	0.000	-0.002
51	14	0.004	0.003	-0.001
51	20	0.000	-0.001	-0.002
100	46	0.004	0.005	0.001
100	47	0.000	0.002	0.001
100	48	0.003	0.004	0.001
100	49	0.001	0.002	0.001
100	50	0.000	0.001	0.001
101	21	0.005	0.005	0.000
101	22	0.005	0.004	-0.001
101	23	0.004	0.004	0.000



		28.204_ACCURACY /	
Test Site		Dallas	
Tester		ETS-364	
Test Number		EB6938	
Max Limit		0.012	Pct
Min Limit		-0.013	Pct

krad(Si)	0	3	4	10	11	30	31	50	51	100	101
LL	-0.013	-0.013	-0.013	-0.013	-0.013	-0.013	-0.013	-0.013	-0.013	-0.013	-0.013
Min	0.000	0.000	0.000	0.001	0.000	0.001	0.000	0.001	-0.004	0.001	0.001
Average	0.001	0.001	0.000	0.002	0.003	0.003	0.001	0.002	0.000	0.002	0.003
Max	0.003	0.003	0.002	0.003	0.005	0.005	0.003	0.006	0.003	0.005	0.005
UL	0.012	0.012	0.012	0.012	0.012	0.012	0.012	0.012	0.012	0.012	0.012



### HDR Report TPS7H1111-QMLP

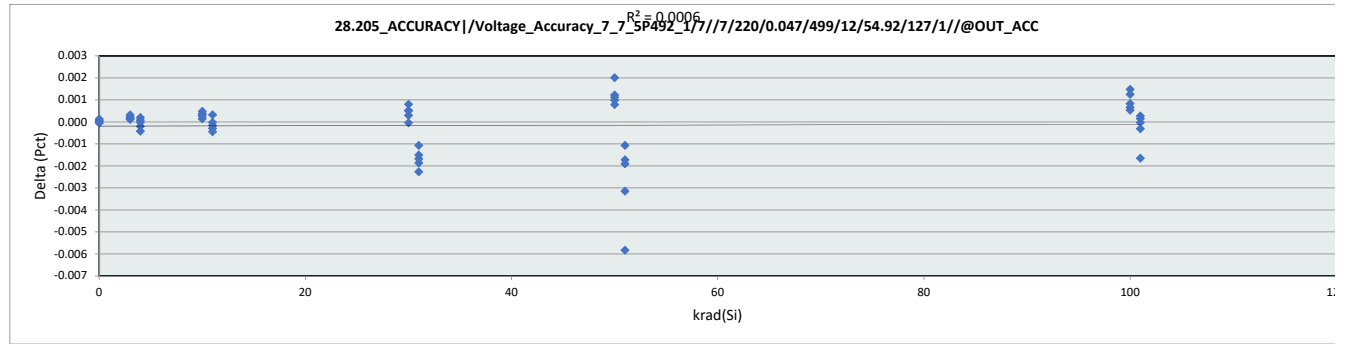
101	24	0.001	0.001	0.000
101	25	0.000	0.001	0.001
	Max	0.005	0.006	0.002
	Average	0.002	0.002	0.000
	Min	-0.001	-0.004	-0.005
	Std Dev	0.002	0.002	0.001



# HDR Report TPS7H1111-QMLP

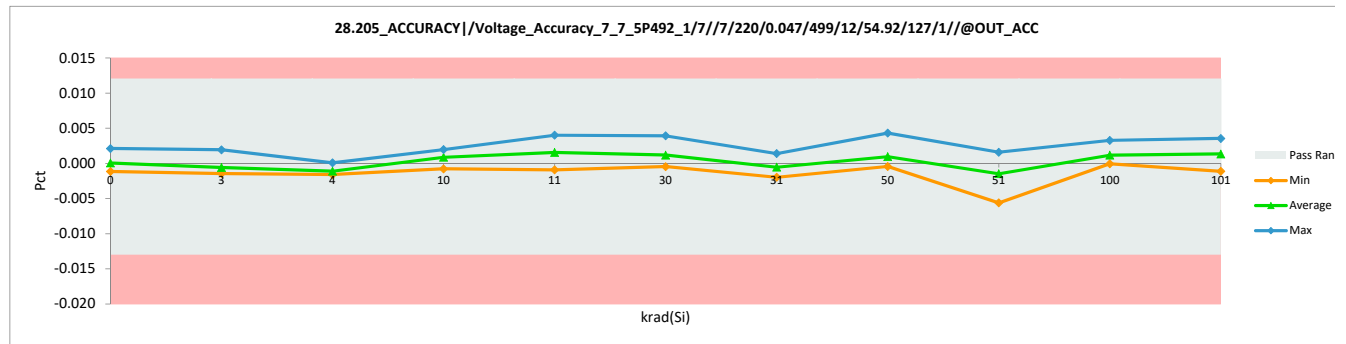
28.205_ACCURACY /Voltage		
Test Site	Dallas	Dallas
Tester	ETS-364	ETS-364
Test Number	EB6938	EB6938
Unit	Pct	Pct
Max Limit	0.012	0.012
Min Limit	-0.013	-0.013

krad(Si)	Serial #	Pre	Post	Delta
0	51	0.001	0.001	0.000
0	52	-0.001	-0.001	0.000
0	53	0.002	0.002	0.000
0	54	-0.001	-0.001	0.000
0	55	0.000	0.000	0.000
3	26	-0.001	-0.001	0.000
3	27	-0.002	-0.001	0.000
3	28	0.002	0.002	0.000
3	29	-0.001	-0.001	0.000
3	30	-0.002	-0.001	0.000
4	1	-0.001	-0.002	0.000
4	2	-0.001	-0.001	0.000
4	3	0.000	0.000	0.000
4	4	-0.001	-0.001	0.000
4	5	-0.002	-0.002	0.000
10	31	-0.001	-0.001	0.000
10	32	0.001	0.002	0.000
10	33	0.001	0.001	0.000
10	34	0.002	0.002	0.000
10	35	0.000	0.000	0.000
11	6	0.004	0.004	0.000
11	7	0.003	0.003	0.000
11	8	0.003	0.003	0.000
11	9	-0.001	-0.001	0.000
11	10	-0.001	-0.001	0.000
30	36	0.001	0.002	0.001
30	37	0.000	0.001	0.001
30	38	0.000	0.000	0.000
30	39	0.003	0.004	0.001
30	40	-0.001	0.000	0.000
31	15	0.000	-0.001	-0.001
31	16	0.000	-0.002	-0.002
31	17	0.002	0.001	-0.002
31	18	0.003	0.001	-0.002
31	19	0.000	-0.001	-0.002
50	41	-0.001	0.000	0.001
50	42	0.003	0.004	0.001
50	43	-0.001	0.001	0.002
50	44	-0.001	0.000	0.001
50	45	-0.001	0.000	0.001
51	11	0.000	-0.006	-0.006
51	12	0.004	0.000	-0.003
51	13	0.000	-0.001	-0.002
51	14	0.003	0.002	-0.001
51	20	-0.001	-0.002	-0.002
100	46	0.003	0.003	0.001
100	47	-0.001	0.000	0.001
100	48	0.001	0.002	0.001
100	49	-0.001	0.000	0.001
100	50	-0.002	0.000	0.001
101	21	0.003	0.004	0.000
101	22	0.004	0.002	-0.002
101	23	0.003	0.003	0.000



28.205_ACCURACY /		
Test Site	Dallas	
Tester	ETS-364	
Test Number	EB6938	
Max Limit	0.012	Pct
Min Limit	-0.013	Pct

krad(Si)	0	3	4	10	11	30	31	50	51	100	101
LL	-0.013	-0.013	-0.013	-0.013	-0.013	-0.013	-0.013	-0.013	-0.013	-0.013	-0.013
Min	-0.001	-0.001	-0.002	-0.001	-0.001	0.000	-0.002	0.000	-0.006	0.000	-0.001
Average	0.000	-0.001	-0.001	0.001	0.002	0.001	-0.001	0.001	-0.001	0.001	0.001
Max	0.002	0.002	0.000	0.002	0.004	0.004	0.001	0.004	0.002	0.003	0.004
UL	0.012	0.012	0.012	0.012	0.012	0.012	0.012	0.012	0.012	0.012	0.012



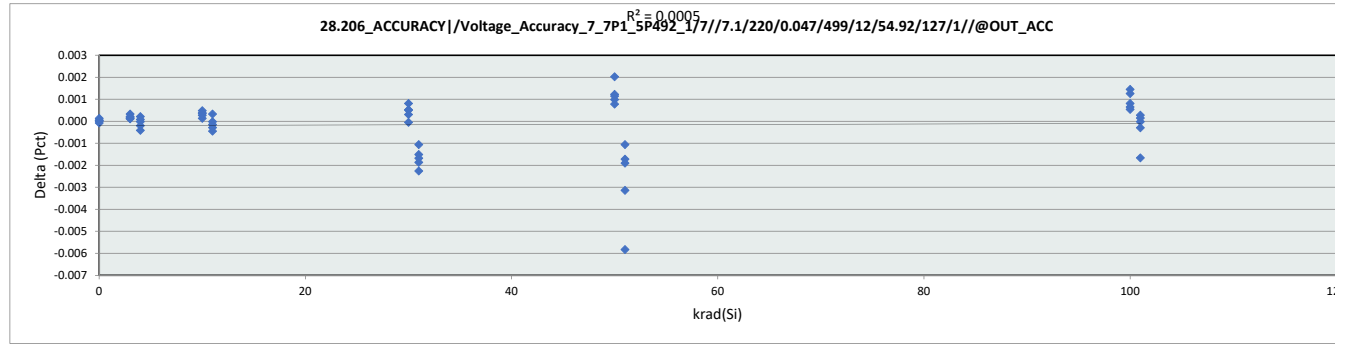
### HDR Report TPS7H1111-QMLP

101	24	0.000	-0.001	0.000
101	25	-0.001	-0.001	0.000
	Max	0.004	0.004	0.002
	Average	0.000	0.000	0.000
	Min	-0.002	-0.006	-0.006
	Std Dev	0.002	0.002	0.001

# HDR Report TPS7H1111-QMLP

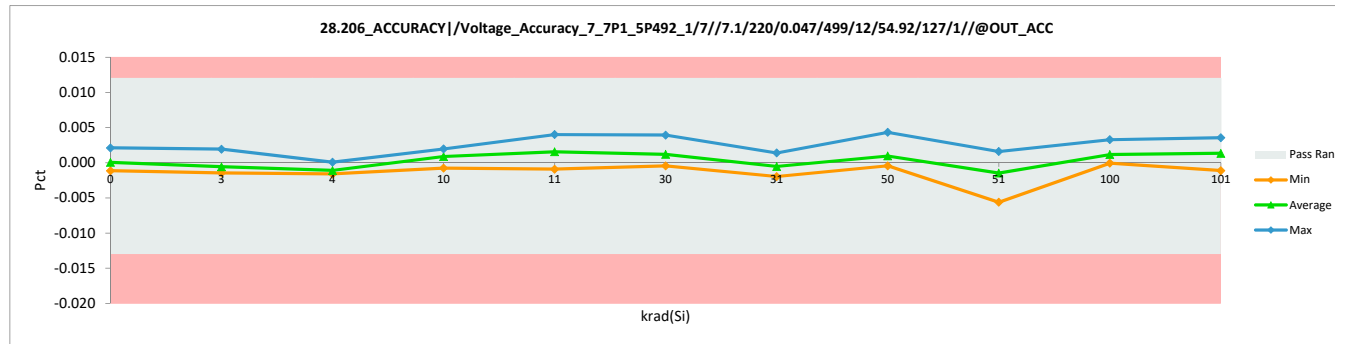
		28.206_ACCURACY /Voltage	
Test Site		Dallas	Dallas
Tester		ETS-364	ETS-364
Test Number		EB6938	EB6938
Unit		Pct	Pct
Max Limit		0.012	0.012
Min Limit		-0.013	-0.013

krad(Si)	Serial #	Pre	Post	Delta
0	51	0.001	0.001	0.000
0	52	-0.001	-0.001	0.000
0	53	0.002	0.002	0.000
0	54	-0.001	-0.001	0.000
0	55	0.000	0.000	0.000
3	26	-0.001	-0.001	0.000
3	27	-0.002	-0.001	0.000
3	28	0.002	0.002	0.000
3	29	-0.001	-0.001	0.000
3	30	-0.002	-0.001	0.000
4	1	-0.001	-0.002	0.000
4	2	-0.001	-0.001	0.000
4	3	0.000	0.000	0.000
4	4	-0.001	-0.001	0.000
4	5	-0.002	-0.002	0.000
10	31	-0.001	-0.001	0.000
10	32	0.001	0.002	0.000
10	33	0.001	0.001	0.000
10	34	0.002	0.002	0.000
10	35	0.000	0.000	0.000
11	6	0.004	0.004	0.000
11	7	0.003	0.003	0.000
11	8	0.003	0.003	0.000
11	9	-0.001	-0.001	0.000
11	10	-0.001	-0.001	0.000
30	36	0.001	0.002	0.001
30	37	0.000	0.001	0.001
30	38	0.000	0.000	0.000
30	39	0.003	0.004	0.001
30	40	-0.001	0.000	0.000
31	15	0.000	-0.001	-0.001
31	16	0.000	-0.002	-0.002
31	17	0.002	0.001	-0.002
31	18	0.003	0.001	-0.002
31	19	0.000	-0.001	-0.002
50	41	-0.001	0.000	0.001
50	42	0.003	0.004	0.001
50	43	-0.001	0.001	0.002
50	44	-0.001	0.000	0.001
50	45	-0.001	0.000	0.001
51	11	0.000	-0.006	-0.006
51	12	0.004	0.000	-0.003
51	13	0.001	-0.001	-0.002
51	14	0.003	0.002	-0.001
51	20	-0.001	-0.002	-0.002
100	46	0.003	0.003	0.001
100	47	-0.001	0.000	0.001
100	48	0.001	0.002	0.001
100	49	-0.001	0.000	0.001
100	50	-0.002	0.000	0.001
101	21	0.003	0.004	0.000
101	22	0.004	0.002	-0.002
101	23	0.003	0.003	0.000



		28.206_ACCURACY /	
Test Site		Dallas	
Tester		ETS-364	
Test Number		EB6938	
Max Limit		0.012	Pct
Min Limit		-0.013	Pct

krad(Si)	0	3	4	10	11	30	31	50	51	100	101
LL	-0.013	-0.013	-0.013	-0.013	-0.013	-0.013	-0.013	-0.013	-0.013	-0.013	-0.013
Min	-0.001	-0.001	-0.002	-0.001	-0.001	0.000	-0.002	0.000	-0.006	0.000	-0.001
Average	0.000	-0.001	-0.001	0.001	0.002	0.001	-0.001	0.001	-0.001	0.001	0.001
Max	0.002	0.002	0.000	0.002	0.004	0.004	0.001	0.004	0.002	0.003	0.004
UL	0.012	0.012	0.012	0.012	0.012	0.012	0.012	0.012	0.012	0.012	0.012



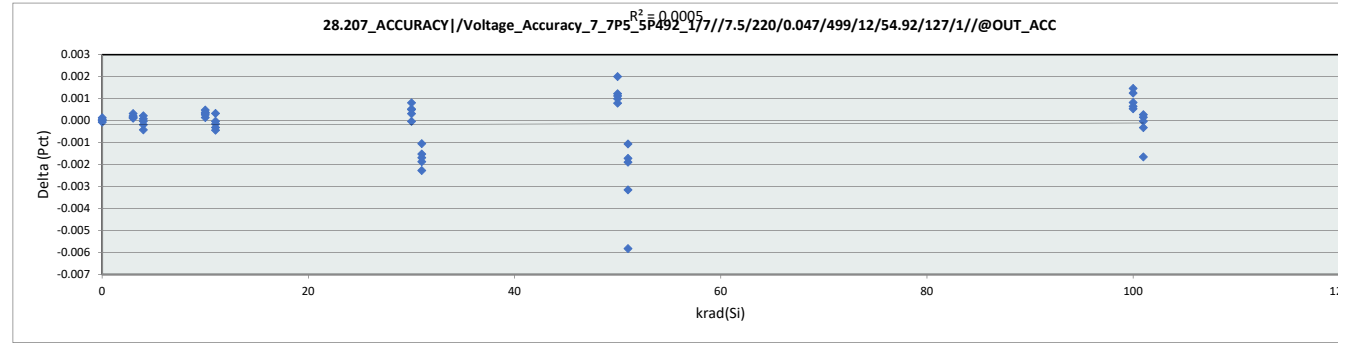
### HDR Report TPS7H1111-QMLP

101	24	0.000	0.000	0.000
101	25	-0.001	-0.001	0.000
	Max	0.004	0.004	0.002
	Average	0.000	0.000	0.000
	Min	-0.002	-0.006	-0.006
	Std Dev	0.002	0.002	0.001

# HDR Report TPS7H1111-QMLP

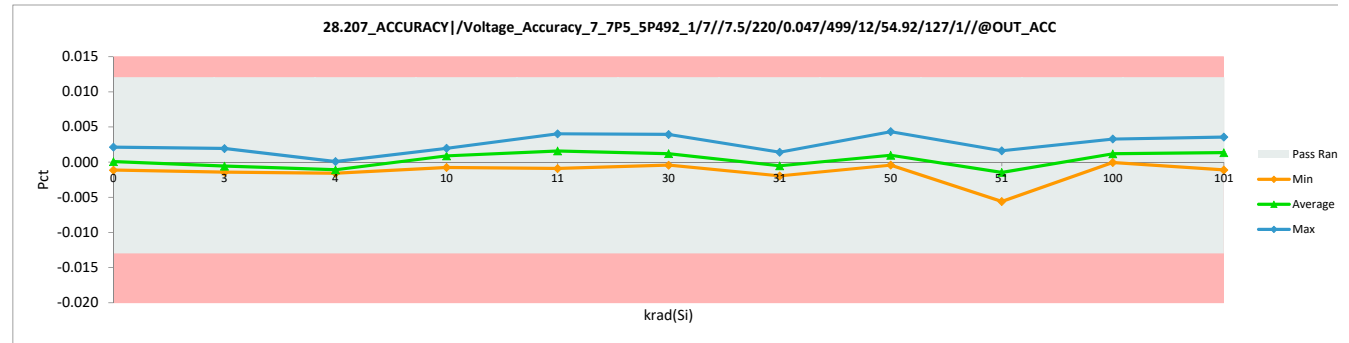
		28.207_ACCURACY /Voltage	
Test Site		Dallas	Dallas
Tester		ETS-364	ETS-364
Test Number		EB6938	EB6938
Unit		Pct	Pct
Max Limit		0.012	0.012
Min Limit		-0.013	-0.013

krad(Si)	Serial #	Pre	Post	Delta
0	51	0.001	0.001	0.000
0	52	-0.001	-0.001	0.000
0	53	0.002	0.002	0.000
0	54	-0.001	-0.001	0.000
0	55	0.000	0.000	0.000
3	26	-0.001	-0.001	0.000
3	27	-0.002	-0.001	0.000
3	28	0.002	0.002	0.000
3	29	-0.001	-0.001	0.000
3	30	-0.002	-0.001	0.000
4	1	-0.001	-0.002	0.000
4	2	-0.001	-0.001	0.000
4	3	0.000	0.000	0.000
4	4	-0.001	-0.001	0.000
4	5	-0.002	-0.002	0.000
10	31	-0.001	-0.001	0.000
10	32	0.001	0.002	0.000
10	33	0.001	0.001	0.000
10	34	0.002	0.002	0.000
10	35	0.000	0.000	0.000
11	6	0.004	0.004	0.000
11	7	0.003	0.003	0.000
11	8	0.003	0.003	0.000
11	9	-0.001	-0.001	0.000
11	10	-0.001	-0.001	0.000
30	36	0.001	0.002	0.001
30	37	0.000	0.001	0.000
30	38	0.000	0.000	0.000
30	39	0.003	0.004	0.001
30	40	-0.001	0.000	0.000
31	15	0.000	-0.001	-0.001
31	16	0.000	-0.002	-0.002
31	17	0.002	0.001	-0.002
31	18	0.003	0.001	-0.002
31	19	0.000	-0.001	-0.002
50	41	-0.001	0.000	0.001
50	42	0.003	0.004	0.001
50	43	-0.001	0.001	0.002
50	44	-0.001	0.000	0.001
50	45	-0.001	0.000	0.001
51	11	0.000	-0.006	-0.006
51	12	0.004	0.000	-0.003
51	13	0.001	-0.001	-0.002
51	14	0.003	0.002	-0.001
51	20	-0.001	-0.002	-0.002
100	46	0.003	0.003	0.001
100	47	-0.001	0.000	0.001
100	48	0.001	0.002	0.001
100	49	-0.001	0.000	0.001
100	50	-0.002	0.000	0.001
101	21	0.003	0.004	0.000
101	22	0.004	0.002	-0.002
101	23	0.003	0.003	0.000



		28.207_ACCURACY /	
Test Site		Dallas	
Tester		ETS-364	
Test Number		EB6938	
Max Limit		0.012	Pct
Min Limit		-0.013	Pct

krad(Si)	0	3	4	10	11	30	31	50	51	100	101
LL	-0.013	-0.013	-0.013	-0.013	-0.013	-0.013	-0.013	-0.013	-0.013	-0.013	-0.013
Min	-0.001	-0.001	-0.002	-0.001	-0.001	0.000	-0.002	0.000	-0.006	0.000	-0.001
Average	0.000	-0.001	-0.001	0.001	0.002	0.001	-0.001	0.001	-0.001	0.001	0.001
Max	0.002	0.002	0.000	0.002	0.004	0.004	0.001	0.004	0.002	0.003	0.004
UL	0.012	0.012	0.012	0.012	0.012	0.012	0.012	0.012	0.012	0.012	0.012



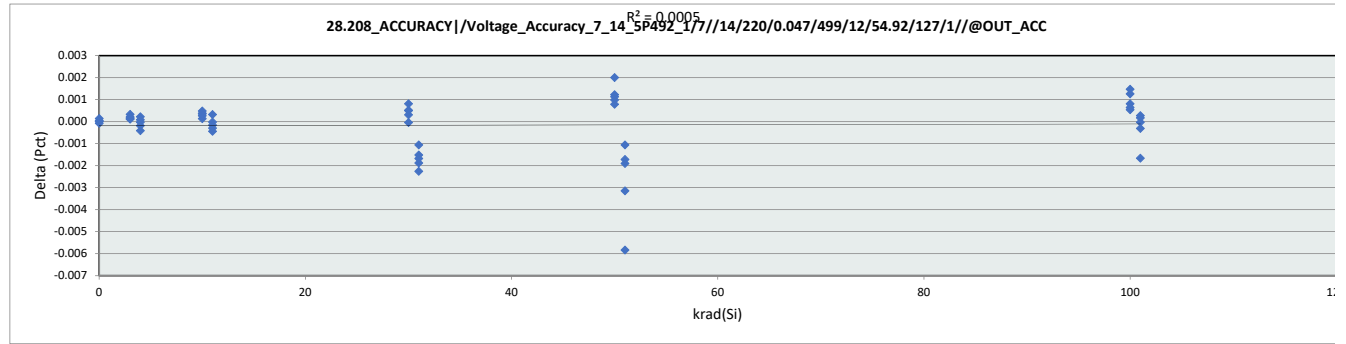
### HDR Report TPS7H1111-QMLP

101	24	0.000	0.000	0.000
101	25	-0.001	-0.001	0.000
	Max	0.004	0.004	0.002
	Average	0.000	0.000	0.000
	Min	-0.002	-0.006	-0.006
	Std Dev	0.002	0.002	0.001

# HDR Report TPS7H1111-QMLP

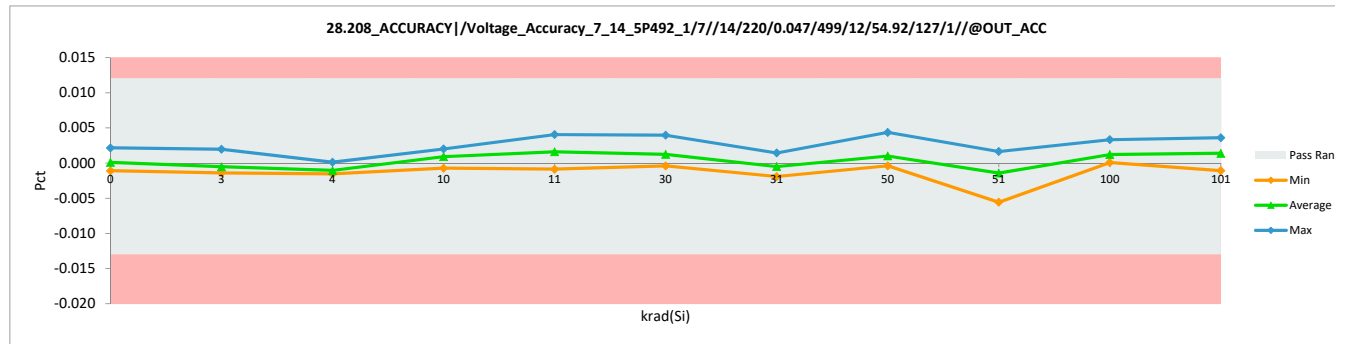
		28.208_ACCURACY /Voltage	
Test Site		Dallas	Dallas
Tester		ETS-364	ETS-364
Test Number		EB6938	EB6938
Unit		Pct	Pct
Max Limit		0.012	0.012
Min Limit		-0.013	-0.013

krad(Si)	Serial #	Pre	Post	Delta
0	51	0.001	0.001	0.000
0	52	-0.001	-0.001	0.000
0	53	0.002	0.002	0.000
0	54	-0.001	-0.001	0.000
0	55	0.000	0.000	0.000
3	26	-0.001	-0.001	0.000
3	27	-0.002	-0.001	0.000
3	28	0.002	0.002	0.000
3	29	-0.001	-0.001	0.000
3	30	-0.001	-0.001	0.000
4	1	-0.001	-0.002	0.000
4	2	-0.001	-0.001	0.000
4	3	0.000	0.000	0.000
4	4	-0.001	-0.001	0.000
4	5	-0.002	-0.002	0.000
10	31	-0.001	-0.001	0.000
10	32	0.001	0.002	0.000
10	33	0.001	0.001	0.000
10	34	0.002	0.002	0.000
10	35	0.000	0.000	0.000
11	6	0.004	0.004	0.000
11	7	0.003	0.003	0.000
11	8	0.003	0.003	0.000
11	9	-0.001	-0.001	0.000
11	10	-0.001	-0.001	0.000
30	36	0.001	0.002	0.001
30	37	0.000	0.001	0.001
30	38	0.000	0.000	0.000
30	39	0.003	0.004	0.001
30	40	-0.001	0.000	0.000
31	15	0.000	-0.001	-0.001
31	16	0.000	-0.002	-0.002
31	17	0.002	0.001	-0.002
31	18	0.003	0.001	-0.002
31	19	0.000	-0.001	-0.002
50	41	-0.001	0.000	0.001
50	42	0.003	0.004	0.001
50	43	-0.001	0.001	0.002
50	44	-0.001	0.000	0.001
50	45	-0.001	0.000	0.001
51	11	0.000	-0.006	-0.006
51	12	0.004	0.001	-0.003
51	13	0.001	-0.001	-0.002
51	14	0.003	0.002	-0.001
51	20	-0.001	-0.002	-0.002
100	46	0.003	0.003	0.001
100	47	-0.001	0.000	0.001
100	48	0.001	0.002	0.001
100	49	-0.001	0.000	0.001
100	50	-0.001	0.000	0.001
101	21	0.003	0.004	0.000
101	22	0.004	0.002	-0.002
101	23	0.003	0.003	0.000



		28.208_ACCURACY /	
Test Site		Dallas	
Tester		ETS-364	
Test Number		EB6938	
Max Limit		0.012	Pct
Min Limit		-0.013	Pct

krad(Si)	0	3	4	10	11	30	31	50	51	100	101
LL	-0.013	-0.013	-0.013	-0.013	-0.013	-0.013	-0.013	-0.013	-0.013	-0.013	-0.013
Min	-0.001	-0.001	-0.002	-0.001	-0.001	0.000	-0.002	0.000	-0.006	0.000	-0.001
Average	0.000	-0.001	-0.001	0.001	0.002	0.001	0.000	0.001	-0.001	0.001	0.001
Max	0.002	0.002	0.000	0.002	0.004	0.004	0.001	0.004	0.002	0.003	0.004
UL	0.012	0.012	0.012	0.012	0.012	0.012	0.012	0.012	0.012	0.012	0.012



### HDR Report TPS7H1111-QMLP

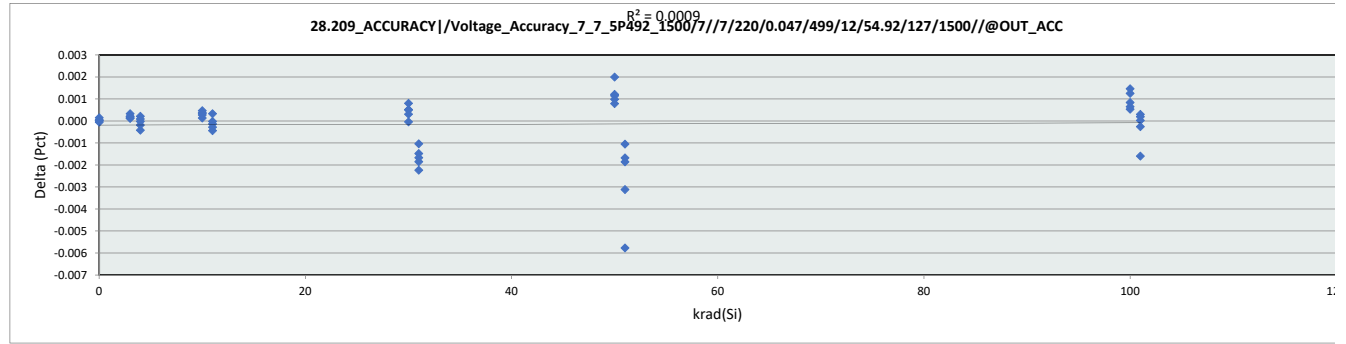
101	24	0.000	0.000	0.000
101	25	-0.001	-0.001	0.000
	Max	0.004	0.004	0.002
	Average	0.001	0.000	0.000
	Min	-0.002	-0.006	-0.006
	Std Dev	0.002	0.002	0.001



# HDR Report TPS7H1111-QMLP

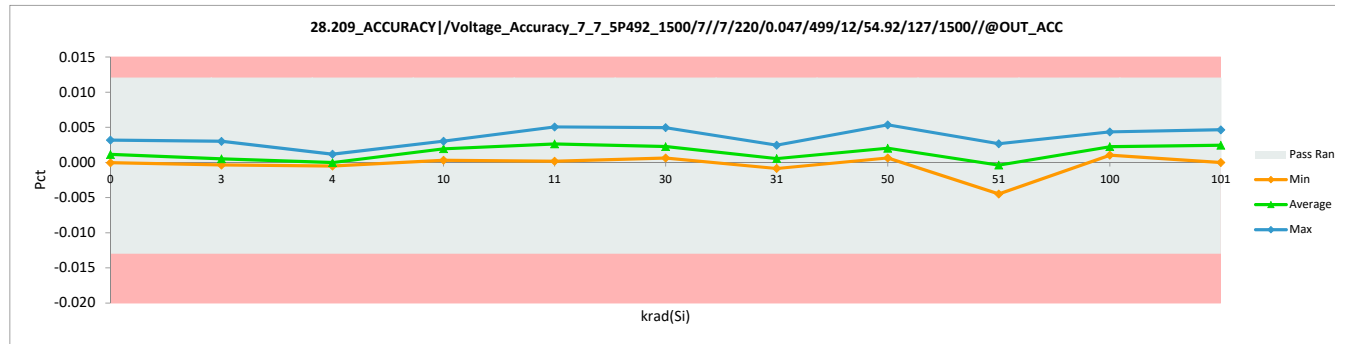
		28.209_ACCURACY /Voltage	
Test Site		Dallas	Dallas
Tester		ETS-364	ETS-364
Test Number		EB6938	EB6938
Unit		Pct	Pct
Max Limit		0.012	0.012
Min Limit		-0.013	-0.013

krad(Si)	Serial #	Pre	Post	Delta
0	51	0.002	0.002	0.000
0	52	0.000	0.000	0.000
0	53	0.003	0.003	0.000
0	54	0.000	0.000	0.000
0	55	0.001	0.001	0.000
3	26	0.000	0.000	0.000
3	27	-0.001	0.000	0.000
3	28	0.003	0.003	0.000
3	29	0.000	0.000	0.000
3	30	0.000	0.000	0.000
4	1	0.000	-0.001	0.000
4	2	0.000	0.000	0.000
4	3	0.001	0.001	0.000
4	4	0.000	0.000	0.000
4	5	-0.001	-0.001	0.000
10	31	0.000	0.000	0.000
10	32	0.002	0.003	0.000
10	33	0.002	0.002	0.000
10	34	0.003	0.003	0.000
10	35	0.001	0.002	0.000
11	6	0.005	0.005	0.000
11	7	0.004	0.004	0.000
11	8	0.004	0.004	0.000
11	9	0.000	0.000	0.000
11	10	0.000	0.000	0.000
30	36	0.002	0.003	0.001
30	37	0.001	0.002	0.001
30	38	0.001	0.001	0.000
30	39	0.004	0.005	0.001
30	40	0.000	0.001	0.000
31	15	0.001	0.000	-0.001
31	16	0.001	-0.001	-0.002
31	17	0.003	0.002	-0.001
31	18	0.004	0.002	-0.002
31	19	0.002	0.000	-0.002
50	41	0.000	0.001	0.001
50	42	0.004	0.005	0.001
50	43	0.000	0.002	0.002
50	44	0.000	0.001	0.001
50	45	0.000	0.001	0.001
51	11	0.001	-0.004	-0.006
51	12	0.005	0.002	-0.003
51	13	0.002	0.000	-0.002
51	14	0.004	0.003	-0.001
51	20	0.000	-0.001	-0.002
100	46	0.004	0.004	0.001
100	47	0.000	0.001	0.001
100	48	0.002	0.003	0.001
100	49	0.000	0.001	0.001
100	50	0.000	0.001	0.001
101	21	0.004	0.005	0.000
101	22	0.005	0.003	-0.002
101	23	0.004	0.004	0.000



		28.209_ACCURACY /	
Test Site		Dallas	
Tester		ETS-364	
Test Number		EB6938	
Max Limit		0.012	Pct
Min Limit		-0.013	Pct

krad(Si)	0	3	4	10	11	30	31	50	51	100	101
LL	-0.013	-0.013	-0.013	-0.013	-0.013	-0.013	-0.013	-0.013	-0.013	-0.013	-0.013
Min	0.000	0.000	-0.001	0.000	0.000	0.001	-0.001	0.001	-0.004	0.001	0.000
Average	0.001	0.001	0.000	0.002	0.003	0.002	0.001	0.002	0.000	0.002	0.002
Max	0.003	0.003	0.001	0.003	0.005	0.005	0.002	0.005	0.003	0.004	0.005
UL	0.012	0.012	0.012	0.012	0.012	0.012	0.012	0.012	0.012	0.012	0.012



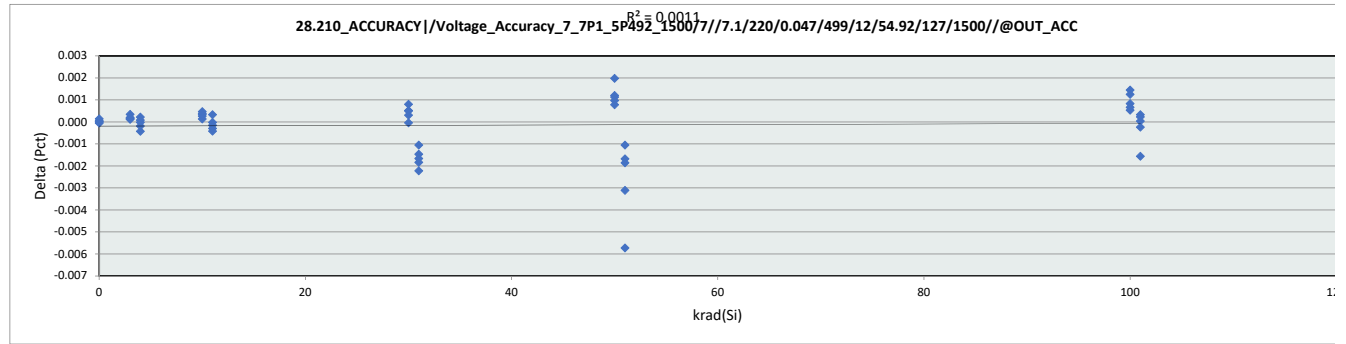
### HDR Report TPS7H1111-QMLP

101	24	0.001	0.001	0.000
101	25	0.000	0.000	0.000
	Max	0.005	0.005	0.002
	Average	0.002	0.001	0.000
	Min	-0.001	-0.004	-0.006
	Std Dev	0.002	0.002	0.001

# HDR Report TPS7H1111-QMLP

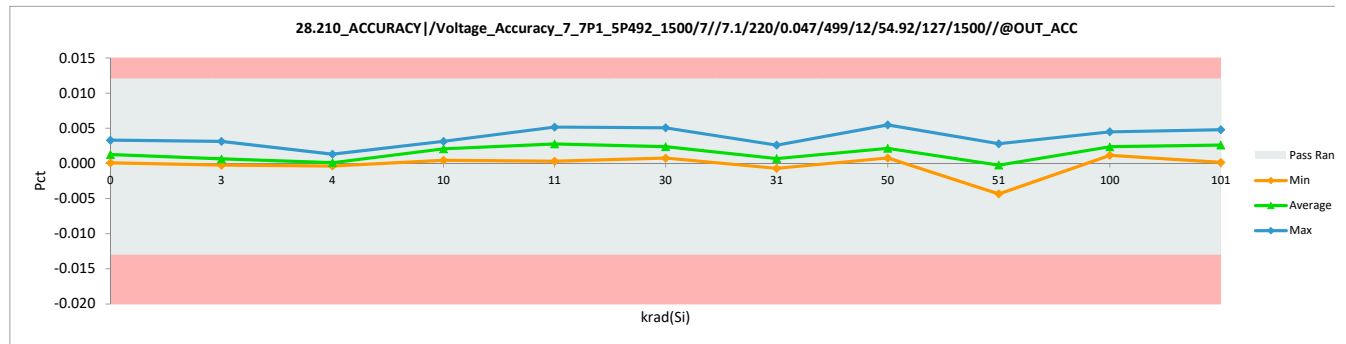
		28.210_ACCURACY /Voltage	
Test Site		Dallas	Dallas
Tester		ETS-364	ETS-364
Test Number		EB6938	EB6938
Unit		Pct	Pct
Max Limit		0.012	0.012
Min Limit		-0.013	-0.013

krad(Si)	Serial #	Pre	Post	Delta
0	51	0.002	0.002	0.000
0	52	0.000	0.000	0.000
0	53	0.003	0.003	0.000
0	54	0.000	0.000	0.000
0	55	0.001	0.001	0.000
3	26	0.000	0.000	0.000
3	27	0.000	0.000	0.000
3	28	0.003	0.003	0.000
3	29	0.000	0.000	0.000
3	30	0.000	0.000	0.000
4	1	0.000	0.000	0.000
4	2	0.000	0.000	0.000
4	3	0.001	0.001	0.000
4	4	0.000	0.000	0.000
4	5	-0.001	0.000	0.000
10	31	0.000	0.000	0.000
10	32	0.003	0.003	0.000
10	33	0.002	0.002	0.000
10	34	0.003	0.003	0.000
10	35	0.001	0.002	0.000
11	6	0.005	0.005	0.000
11	7	0.004	0.004	0.000
11	8	0.004	0.004	0.000
11	9	0.001	0.001	0.000
11	10	0.001	0.000	0.000
30	36	0.002	0.003	0.001
30	37	0.001	0.002	0.001
30	38	0.002	0.001	0.000
30	39	0.005	0.005	0.001
30	40	0.000	0.001	0.000
31	15	0.001	0.000	-0.001
31	16	0.002	-0.001	-0.002
31	17	0.003	0.002	-0.001
31	18	0.004	0.003	-0.002
31	19	0.002	0.000	-0.002
50	41	0.000	0.001	0.001
50	42	0.004	0.005	0.001
50	43	0.000	0.002	0.002
50	44	0.000	0.001	0.001
50	45	0.000	0.001	0.001
51	11	0.001	-0.004	-0.006
51	12	0.005	0.002	-0.003
51	13	0.002	0.000	-0.002
51	14	0.004	0.003	-0.001
51	20	0.001	-0.001	-0.002
100	46	0.004	0.004	0.001
100	47	0.000	0.002	0.001
100	48	0.003	0.003	0.001
100	49	0.001	0.001	0.001
100	50	0.000	0.001	0.001
101	21	0.005	0.005	0.000
101	22	0.005	0.003	-0.002
101	23	0.004	0.004	0.000



		28.210_ACCURACY /	
Test Site		Dallas	
Tester		ETS-364	
Test Number		EB6938	
Max Limit		0.012	Pct
Min Limit		-0.013	Pct

krad(Si)	0	3	4	10	11	30	31	50	51	100	101
LL	-0.013	-0.013	-0.013	-0.013	-0.013	-0.013	-0.013	-0.013	-0.013	-0.013	-0.013
Min	0.000	0.000	0.000	0.000	0.000	0.001	-0.001	0.001	-0.004	0.001	0.000
Average	0.001	0.001	0.000	0.002	0.003	0.002	0.001	0.002	0.000	0.002	0.003
Max	0.003	0.003	0.001	0.003	0.005	0.005	0.003	0.005	0.003	0.004	0.005
UL	0.012	0.012	0.012	0.012	0.012	0.012	0.012	0.012	0.012	0.012	0.012



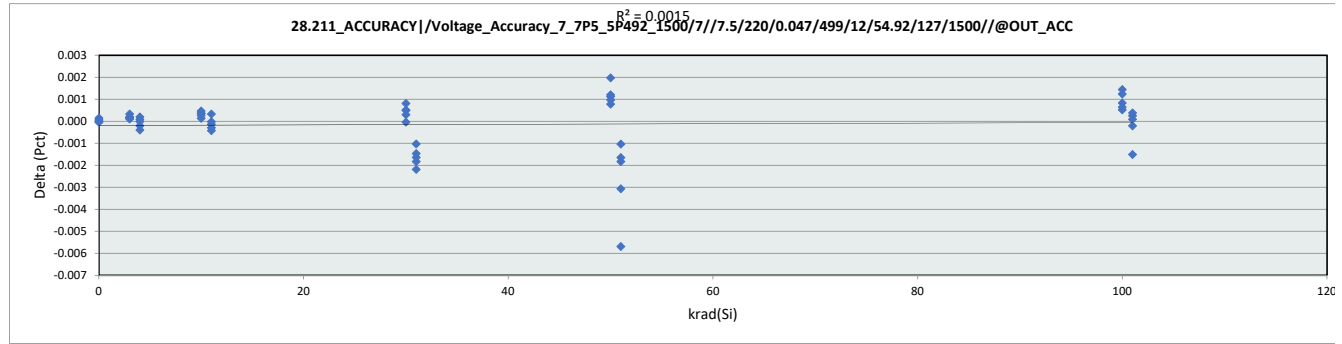
### HDR Report TPS7H1111-QMLP

101	24	0.001	0.001	0.000
101	25	0.000	0.000	0.000
	Max	0.005	0.005	0.002
	Average	0.002	0.002	0.000
	Min	-0.001	-0.004	-0.006
	Std Dev	0.002	0.002	0.001

# HDR Report TPS7H1111-QMLP

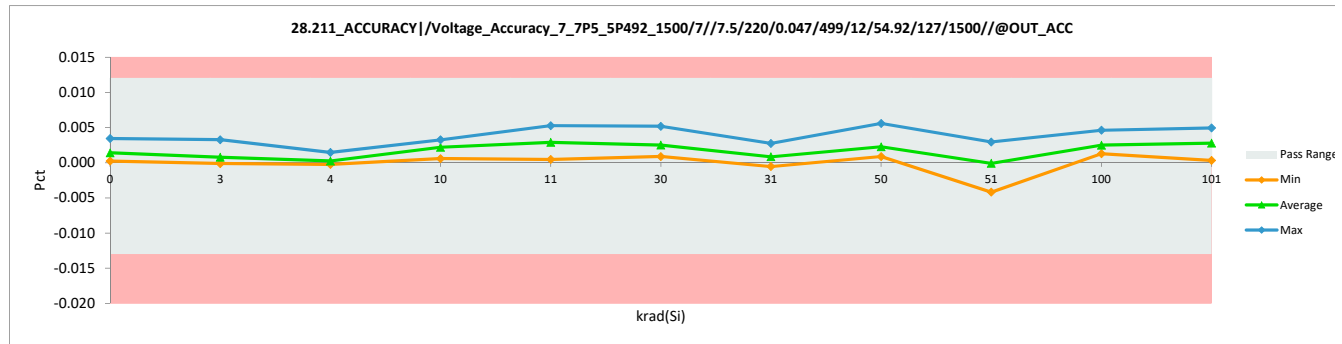
		28.211_ACCURACY /Voltage	
Test Site		Dallas	Dallas
Tester		ETS-364	ETS-364
Test Number		EB6938	EB6938
Unit		Pct	Pct
Max Limit		0.012	0.012
Min Limit		-0.013	-0.013

krad(Si)	Serial #	Pre	Post	Delta
0	51	0.002	0.002	0.000
0	52	0.000	0.000	0.000
0	53	0.004	0.003	0.000
0	54	0.000	0.000	0.000
0	55	0.001	0.001	0.000
3	26	0.000	0.000	0.000
3	27	0.000	0.000	0.000
3	28	0.003	0.003	0.000
3	29	0.000	0.000	0.000
3	30	0.000	0.000	0.000
4	1	0.000	0.000	0.000
4	2	0.000	0.000	0.000
4	3	0.001	0.001	0.000
4	4	0.001	0.000	0.000
4	5	0.000	0.000	0.000
10	31	0.000	0.001	0.000
10	32	0.003	0.003	0.000
10	33	0.002	0.002	0.000
10	34	0.003	0.003	0.000
10	35	0.001	0.002	0.000
11	6	0.005	0.005	0.000
11	7	0.004	0.004	0.000
11	8	0.004	0.004	0.000
11	9	0.001	0.001	0.000
11	10	0.001	0.000	0.000
30	36	0.002	0.003	0.001
30	37	0.001	0.002	0.000
30	38	0.002	0.002	0.000
30	39	0.005	0.005	0.001
30	40	0.001	0.001	0.000
31	15	0.001	0.000	-0.001
31	16	0.002	-0.001	-0.002
31	17	0.003	0.002	-0.001
31	18	0.005	0.003	-0.002
31	19	0.002	0.000	-0.002
50	41	0.000	0.001	0.001
50	42	0.004	0.006	0.001
50	43	0.000	0.002	0.002
50	44	0.001	0.001	0.001
50	45	0.000	0.001	0.001
51	11	0.002	-0.004	-0.006
51	12	0.005	0.002	-0.003
51	13	0.002	0.000	-0.002
51	14	0.004	0.003	-0.001
51	20	0.001	-0.001	-0.002
100	46	0.004	0.005	0.001
100	47	0.000	0.002	0.001
100	48	0.003	0.003	0.001
100	49	0.001	0.001	0.001
100	50	0.000	0.001	0.001
101	21	0.005	0.005	0.000
101	22	0.005	0.003	-0.002
101	23	0.004	0.004	0.000



		28.211_ACCURACY /	
Test Site		Dallas	
Tester		ETS-364	
Test Number		EB6938	
Max Limit		0.012	Pct
Min Limit		-0.013	Pct

krad(Si)	0	3	4	10	11	30	31	50	51	100	101
LL	-0.013	-0.013	-0.013	-0.013	-0.013	-0.013	-0.013	-0.013	-0.013	-0.013	-0.013
Min	0.000	0.000	0.000	0.001	0.000	0.001	-0.001	0.001	-0.004	0.001	0.000
Average	0.001	0.001	0.000	0.002	0.003	0.003	0.001	0.002	0.000	0.003	0.003
Max	0.003	0.003	0.001	0.003	0.005	0.005	0.003	0.006	0.003	0.005	0.005
UL	0.012	0.012	0.012	0.012	0.012	0.012	0.012	0.012	0.012	0.012	0.012



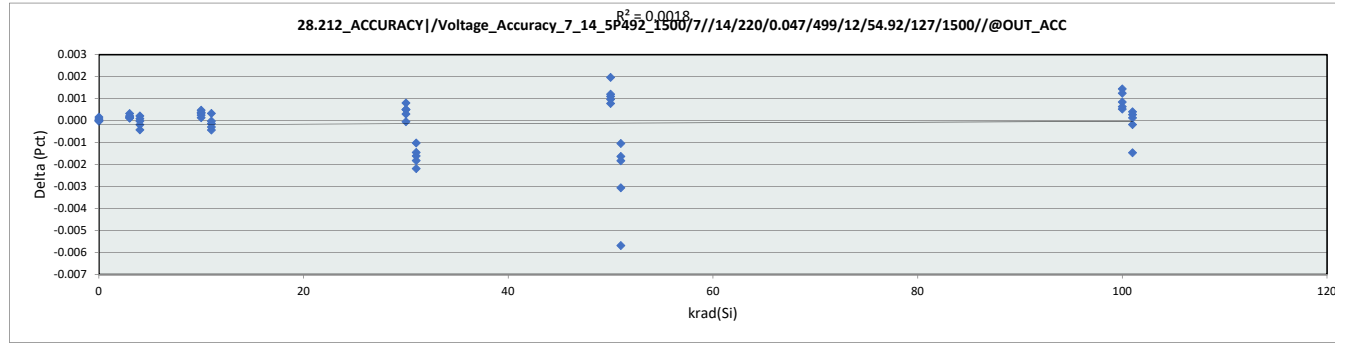
HDR Report  
TPS7H1111-QMLP

101	24	0.001	0.001	0.000
101	25	0.000	0.000	0.000
	Max	0.005	0.006	0.002
	Average	0.002	0.002	0.000
	Min	0.000	-0.004	-0.006
	Std Dev	0.002	0.002	0.001

# HDR Report TPS7H1111-QMLP

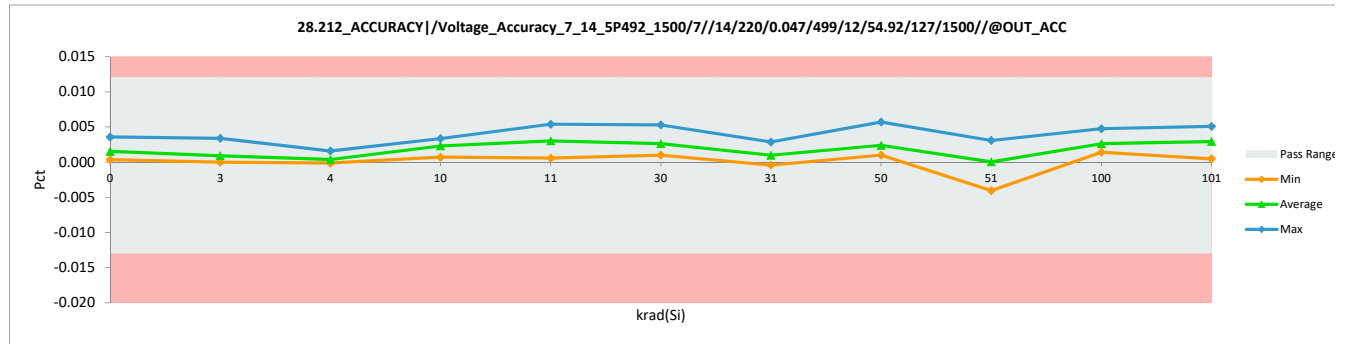
		28.212_ACCURACY /Voltage	
Test Site		Dallas	Dallas
Tester		ETS-364	ETS-364
Test Number		EB6938	EB6938
Unit		Pct	Pct
Max Limit		0.012	0.012
Min Limit		-0.013	-0.013

krad(Si)	Serial #	Pre	Post	Delta
0	51	0.002	0.002	0.000
0	52	0.000	0.000	0.000
0	53	0.004	0.004	0.000
0	54	0.000	0.000	0.000
0	55	0.001	0.001	0.000
3	26	0.000	0.000	0.000
3	27	0.000	0.000	0.000
3	28	0.003	0.003	0.000
3	29	0.000	0.001	0.000
3	30	0.000	0.000	0.000
4	1	0.000	0.000	0.000
4	2	0.000	0.000	0.000
4	3	0.002	0.002	0.000
4	4	0.001	0.000	0.000
4	5	0.000	0.000	0.000
10	31	0.000	0.001	0.000
10	32	0.003	0.003	0.000
10	33	0.002	0.002	0.000
10	34	0.003	0.003	0.000
10	35	0.002	0.002	0.000
11	6	0.005	0.005	0.000
11	7	0.004	0.004	0.000
11	8	0.004	0.004	0.000
11	9	0.001	0.001	0.000
11	10	0.001	0.001	0.000
30	36	0.002	0.003	0.001
30	37	0.002	0.002	0.001
30	38	0.002	0.002	0.000
30	39	0.005	0.005	0.000
30	40	0.001	0.001	0.000
31	15	0.001	0.000	-0.001
31	16	0.002	0.000	-0.002
31	17	0.003	0.002	-0.001
31	18	0.005	0.003	-0.002
31	19	0.002	0.000	-0.002
50	41	0.000	0.002	0.001
50	42	0.005	0.006	0.001
50	43	0.000	0.002	0.002
50	44	0.001	0.002	0.001
50	45	0.000	0.001	0.001
51	11	0.002	-0.004	-0.006
51	12	0.005	0.002	-0.003
51	13	0.002	0.000	-0.002
51	14	0.004	0.003	-0.001
51	20	0.001	-0.001	-0.002
100	46	0.004	0.005	0.001
100	47	0.001	0.002	0.001
100	48	0.003	0.004	0.001
100	49	0.001	0.002	0.001
100	50	0.000	0.001	0.001
101	21	0.005	0.005	0.000
101	22	0.005	0.004	-0.001
101	23	0.005	0.004	0.000



		28.212_ACCURACY /	
Test Site		Dallas	
Tester		ETS-364	
Test Number		EB6938	
Max Limit		0.012	Pct
Min Limit		-0.013	Pct

krad(Si)	0	3	4	10	11	30	31	50	51	100	101
LL	-0.013	-0.013	-0.013	-0.013	-0.013	-0.013	-0.013	-0.013	-0.013	-0.013	-0.013
Min	0.000	0.000	0.000	0.001	0.001	0.001	0.000	0.001	-0.004	0.001	0.000
Average	0.002	0.001	0.000	0.002	0.003	0.003	0.001	0.002	0.000	0.003	0.003
Max	0.004	0.003	0.002	0.003	0.005	0.005	0.003	0.006	0.003	0.005	0.005
UL	0.012	0.012	0.012	0.012	0.012	0.012	0.012	0.012	0.012	0.012	0.012



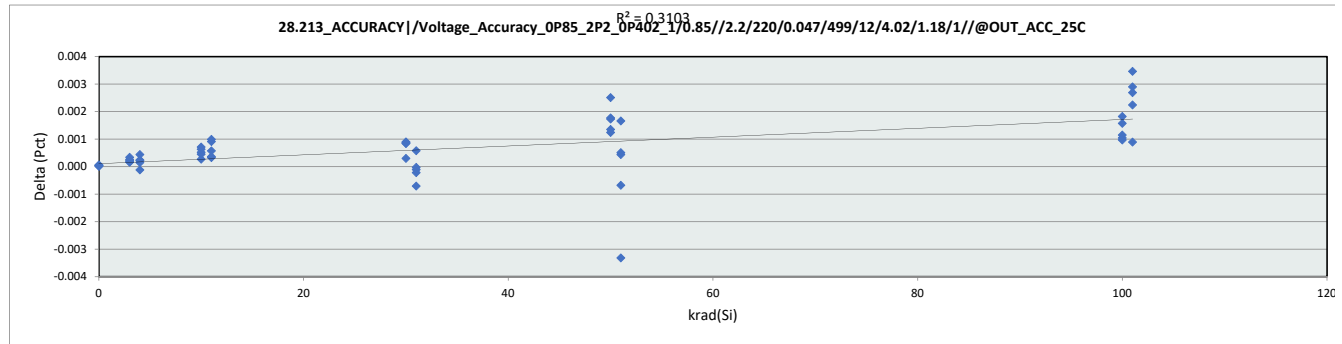
### HDR Report TPS7H1111-QMLP

101	24	0.001	0.001	0.000
101	25	0.000	0.000	0.000
	Max	0.005	0.006	0.002
	Average	0.002	0.002	0.000
	Min	0.000	-0.004	-0.006
	Std Dev	0.002	0.002	0.001

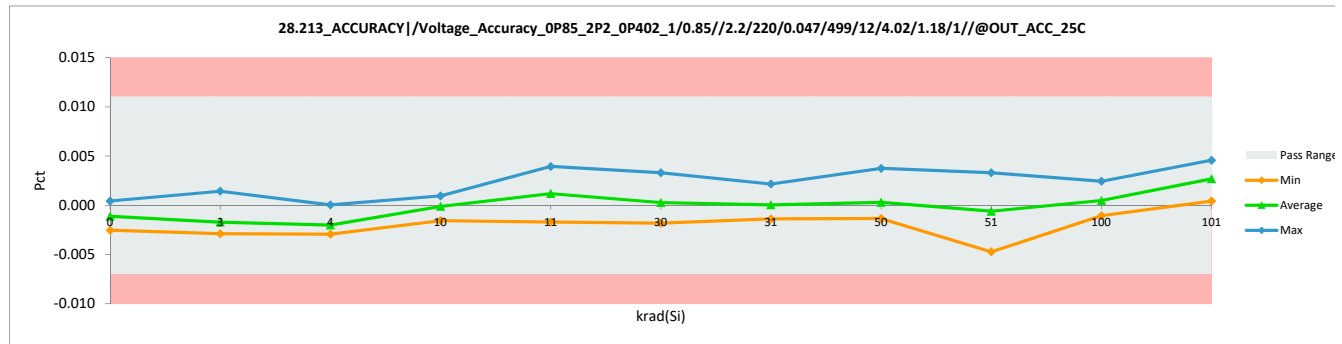


# HDR Report TPS7H1111-QMLP

28.213_ACCURACY /Voltage				
Test Site	Dallas	Dallas		
Tester	ETS-364	ETS-364		
Test Number	EB6938	EB6938		
Unit	Pct	Pct		
Max Limit	0.011	0.011		
Min Limit	-0.007	-0.007		
krad(Si)	Serial #	Pre	Post	Delta
0	51	0.000	0.000	0.000
0	52	-0.003	-0.003	0.000
0	53	0.000	0.000	0.000
0	54	-0.002	-0.002	0.000
0	55	-0.001	-0.001	0.000
3	26	-0.002	-0.002	0.000
3	27	-0.003	-0.003	0.000
3	28	0.001	0.001	0.000
3	29	-0.003	-0.003	0.000
3	30	-0.003	-0.002	0.000
4	1	-0.003	-0.002	0.000
4	2	-0.003	-0.003	0.000
4	3	0.000	0.000	0.000
4	4	-0.002	-0.002	0.000
4	5	-0.003	-0.003	0.000
10	31	-0.002	-0.002	0.000
10	32	0.000	0.001	0.001
10	33	-0.001	0.000	0.000
10	34	0.000	0.001	0.001
10	35	-0.001	0.000	0.001
11	6	0.003	0.004	0.001
11	7	0.002	0.002	0.001
11	8	0.002	0.002	0.000
11	9	-0.002	-0.001	0.001
11	10	-0.002	-0.002	0.000
30	36	0.000	0.001	0.001
30	37	-0.001	0.000	0.001
30	38	-0.001	-0.001	0.000
30	39	0.002	0.003	0.001
30	40	-0.003	-0.002	0.001
31	15	-0.001	-0.001	0.001
31	16	-0.001	-0.001	-0.001
31	17	0.001	0.001	0.000
31	18	0.002	0.002	0.000
31	19	0.000	-0.001	0.000
50	41	-0.002	0.000	0.002
50	42	0.002	0.004	0.002
50	43	-0.002	0.000	0.003
50	44	-0.003	-0.001	0.001
50	45	-0.002	-0.001	0.001
51	11	-0.001	-0.005	-0.003
51	12	0.002	0.001	-0.001
51	13	-0.001	0.000	0.001
51	14	0.002	0.003	0.002
51	20	-0.003	-0.002	0.000
100	46	0.001	0.002	0.001
100	47	-0.002	-0.001	0.002
100	48	0.001	0.002	0.001
100	49	-0.001	0.000	0.001
100	50	-0.003	-0.001	0.002
101	21	0.001	0.004	0.003
101	22	0.003	0.003	0.001
101	23	0.002	0.005	0.002



28.213_ACCURACY /Voltage											
Test Site	Dallas										
Tester	ETS-364										
Test Number	EB6938										
Max Limit	0.011	Pct									
Min Limit	-0.007	Pct									
krad(Si)	0	3	4	10	11	30	31	50	51	100	101
LL	-0.007	-0.007	-0.007	-0.007	-0.007	-0.007	-0.007	-0.007	-0.007	-0.007	-0.007
Min	-0.003	-0.003	-0.003	-0.002	-0.002	-0.002	-0.001	-0.001	-0.001	-0.005	-0.001
Average	-0.001	-0.002	-0.002	0.000	0.001	0.000	0.000	0.000	0.000	-0.001	0.000
Max	0.000	0.001	0.000	0.001	0.004	0.003	0.002	0.004	0.003	0.002	0.005
UL	0.011	0.011	0.011	0.011	0.011	0.011	0.011	0.011	0.011	0.011	0.011



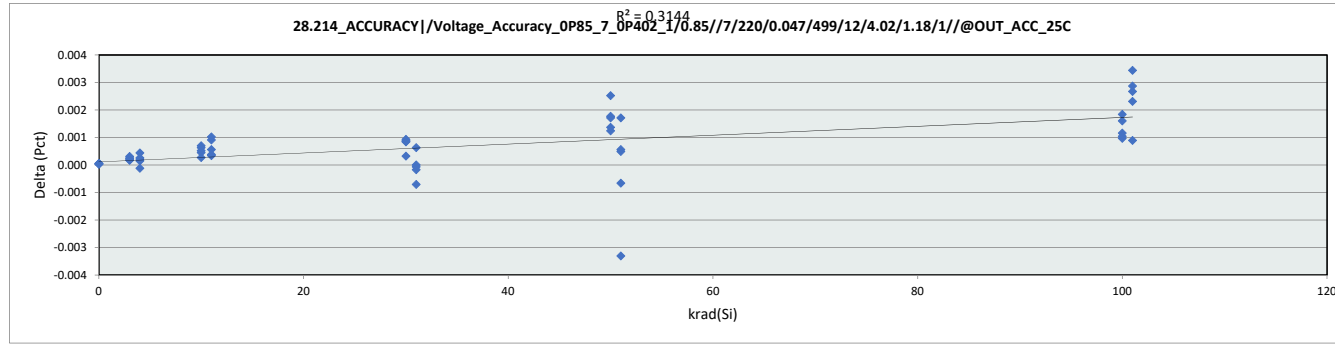
HDR Report  
TPS7H1111-QMLP

101	24	-0.002	0.001	0.003
101	25	-0.003	0.000	0.003
	Max	0.003	0.005	0.003
	Average	-0.001	0.000	0.001
	Min	-0.003	-0.005	-0.003
	Std Dev	0.002	0.002	0.001

# HDR Report TPS7H1111-QMLP

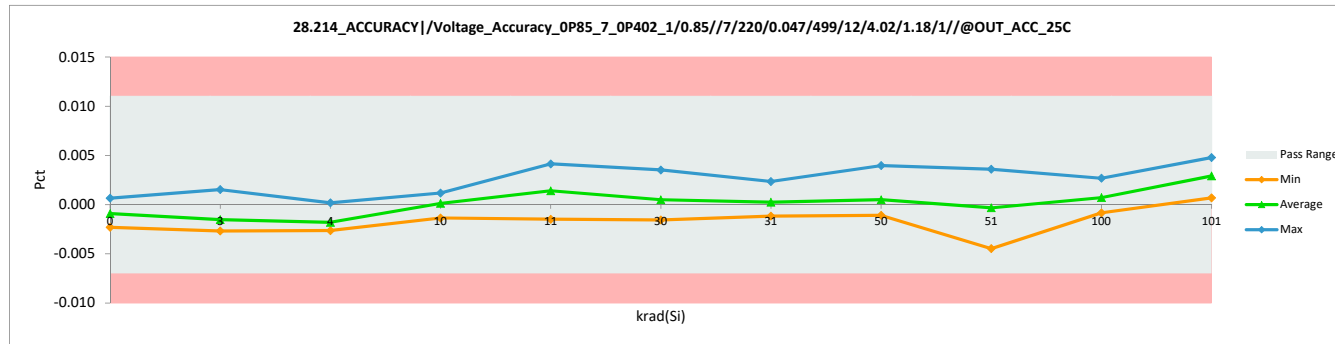
		28.214_ACCURACY /Voltage	
Test Site		Dallas	Dallas
Tester		ETS-364	ETS-364
Test Number		EB6938	EB6938
Unit		Pct	Pct
Max Limit		0.011	0.011
Min Limit		-0.007	-0.007

krad(Si)	Serial #	Pre	Post	Delta
0	51	0.000	0.000	0.000
0	52	-0.002	-0.002	0.000
0	53	0.001	0.001	0.000
0	54	-0.002	-0.002	0.000
0	55	-0.001	-0.001	0.000
3	26	-0.002	-0.002	0.000
3	27	-0.003	-0.003	0.000
3	28	0.001	0.002	0.000
3	29	-0.003	-0.002	0.000
3	30	-0.002	-0.002	0.000
4	1	-0.002	-0.002	0.000
4	2	-0.003	-0.003	0.000
4	3	0.000	0.000	0.000
4	4	-0.002	-0.002	0.000
4	5	-0.003	-0.003	0.000
10	31	-0.002	-0.001	0.000
10	32	0.001	0.001	0.001
10	33	-0.001	0.000	0.000
10	34	0.001	0.001	0.001
10	35	-0.001	0.000	0.001
11	6	0.003	0.004	0.001
11	7	0.002	0.003	0.001
11	8	0.002	0.002	0.000
11	9	-0.001	0.000	0.001
11	10	-0.002	-0.001	0.000
30	36	0.000	0.001	0.001
30	37	-0.001	0.000	0.001
30	38	-0.001	0.000	0.000
30	39	0.003	0.004	0.001
30	40	-0.002	-0.002	0.001
31	15	-0.001	0.000	0.001
31	16	0.000	-0.001	-0.001
31	17	0.001	0.001	0.000
31	18	0.002	0.002	0.000
31	19	0.000	0.000	0.000
50	41	-0.002	0.000	0.002
50	42	0.002	0.004	0.002
50	43	-0.002	0.001	0.003
50	44	-0.002	-0.001	0.001
50	45	-0.002	-0.001	0.001
51	11	-0.001	-0.004	-0.003
51	12	0.002	0.001	-0.001
51	13	-0.001	0.000	0.001
51	14	0.002	0.004	0.002
51	20	-0.003	-0.002	0.000
100	46	0.002	0.003	0.001
100	47	-0.002	0.000	0.002
100	48	0.001	0.002	0.001
100	49	-0.001	0.000	0.001
100	50	-0.003	-0.001	0.002
101	21	0.002	0.004	0.003
101	22	0.003	0.004	0.001
101	23	0.002	0.005	0.002



		28.214_ACCURACY /	
Test Site		Dallas	
Tester		ETS-364	
Test Number		EB6938	
Max Limit		0.011	Pct
Min Limit		-0.007	Pct

krad(Si)	0	3	4	10	11	30	31	50	51	100	101
LL	-0.007	-0.007	-0.007	-0.007	-0.007	-0.007	-0.007	-0.007	-0.007	-0.007	-0.007
Min	-0.002	-0.003	-0.003	-0.001	-0.001	-0.002	-0.001	-0.001	-0.004	-0.001	0.001
Average	-0.001	-0.002	-0.002	0.000	0.001	0.001	0.000	0.001	0.000	0.001	0.003
Max	0.001	0.002	0.000	0.001	0.004	0.004	0.002	0.004	0.004	0.003	0.005
UL	0.011	0.011	0.011	0.011	0.011	0.011	0.011	0.011	0.011	0.011	0.011



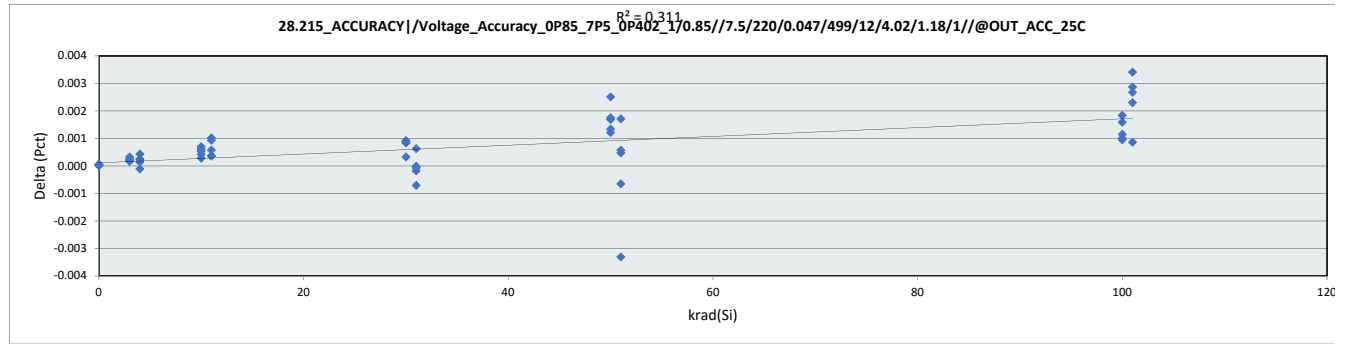
### HDR Report TPS7H1111-QMLP

101	24	-0.002	0.001	0.003
101	25	-0.003	0.001	0.003
	Max	0.003	0.005	0.003
	Average	-0.001	0.000	0.001
	Min	-0.003	-0.004	-0.003
	Std Dev	0.002	0.002	0.001

# HDR Report TPS7H1111-QMLP

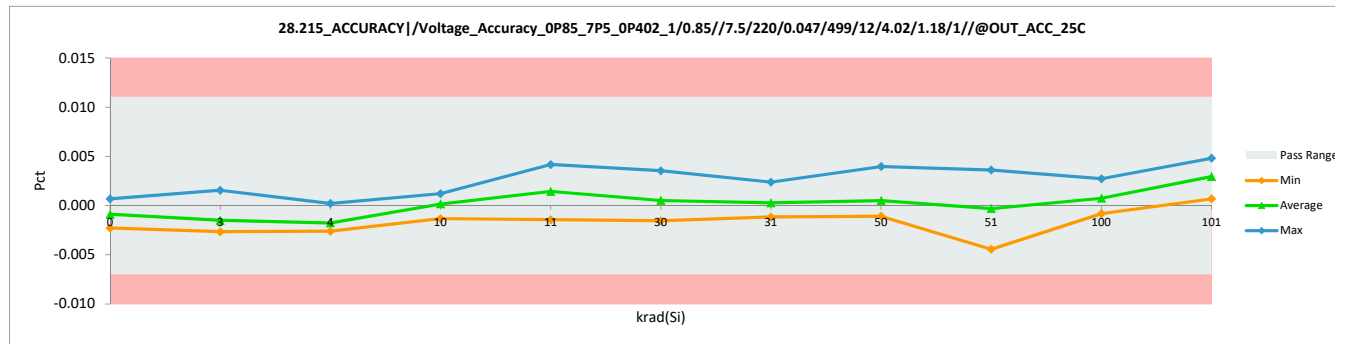
		28.215_ACCURACY /Voltage	
Test Site		Dallas	Dallas
Tester		ETS-364	ETS-364
Test Number		EB6938	EB6938
Unit		Pct	Pct
Max Limit		0.011	0.011
Min Limit		-0.007	-0.007

krad(Si)	Serial #	Pre	Post	Delta
0	51	0.000	0.000	0.000
0	52	-0.002	-0.002	0.000
0	53	0.001	0.001	0.000
0	54	-0.002	-0.002	0.000
0	55	-0.001	-0.001	0.000
3	26	-0.002	-0.002	0.000
3	27	-0.003	-0.003	0.000
3	28	0.001	0.002	0.000
3	29	-0.003	-0.002	0.000
3	30	-0.002	-0.002	0.000
4	1	-0.002	-0.002	0.000
4	2	-0.003	-0.003	0.000
4	3	0.000	0.000	0.000
4	4	-0.002	-0.002	0.000
4	5	-0.003	-0.003	0.000
10	31	-0.002	-0.001	0.000
10	32	0.001	0.001	0.001
10	33	-0.001	0.000	0.000
10	34	0.001	0.001	0.001
10	35	-0.001	0.000	0.001
11	6	0.003	0.004	0.001
11	7	0.002	0.003	0.001
11	8	0.002	0.002	0.000
11	9	-0.001	0.000	0.001
11	10	-0.002	-0.001	0.000
30	36	0.000	0.001	0.001
30	37	-0.001	0.000	0.001
30	38	-0.001	0.000	0.000
30	39	0.003	0.004	0.001
30	40	-0.002	-0.002	0.001
31	15	-0.001	0.000	0.001
31	16	0.000	-0.001	-0.001
31	17	0.001	0.001	0.000
31	18	0.002	0.002	0.000
31	19	0.000	0.000	0.000
50	41	-0.002	0.000	0.002
50	42	0.002	0.004	0.002
50	43	-0.002	0.001	0.003
50	44	-0.002	-0.001	0.001
50	45	-0.002	-0.001	0.001
51	11	-0.001	-0.004	-0.003
51	12	0.002	0.001	-0.001
51	13	-0.001	0.000	0.001
51	14	0.002	0.004	0.002
51	20	-0.002	-0.002	0.000
100	46	0.002	0.003	0.001
100	47	-0.002	0.000	0.002
100	48	0.001	0.002	0.001
100	49	-0.001	0.000	0.001
100	50	-0.003	-0.001	0.002
101	21	0.002	0.004	0.003
101	22	0.003	0.004	0.001
101	23	0.003	0.005	0.002



		28.215_ACCURACY /	
Test Site		Dallas	
Tester		ETS-364	
Test Number		EB6938	
Max Limit		0.011	Pct
Min Limit		-0.007	Pct

krad(Si)	0	3	4	10	11	30	31	50	51	100	101
LL	-0.007	-0.007	-0.007	-0.007	-0.007	-0.007	-0.007	-0.007	-0.007	-0.007	-0.007
Min	-0.002	-0.003	-0.003	-0.001	-0.001	-0.002	-0.001	-0.001	-0.004	-0.001	0.001
Average	-0.001	-0.002	-0.002	0.000	0.001	0.001	0.000	0.001	0.000	0.001	0.003
Max	0.001	0.002	0.000	0.001	0.004	0.004	0.002	0.004	0.004	0.003	0.005
UL	0.011	0.011	0.011	0.011	0.011	0.011	0.011	0.011	0.011	0.011	0.011



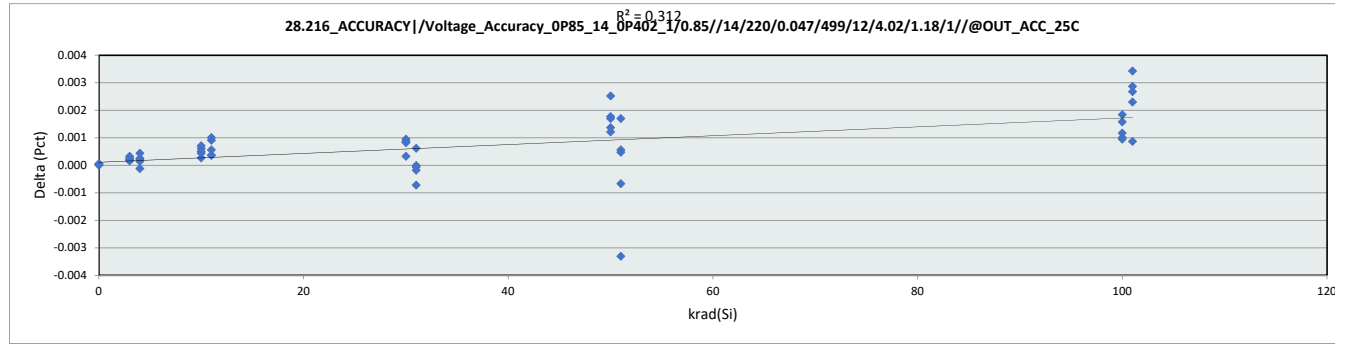
HDR Report  
TPS7H1111-QMLP

101	24	-0.002	0.001	0.003
101	25	-0.003	0.001	0.003
	Max	0.003	0.005	0.003
	Average	0.000	0.000	0.001
	Min	-0.003	-0.004	-0.003
	Std Dev	0.002	0.002	0.001

# HDR Report TPS7H1111-QMLP

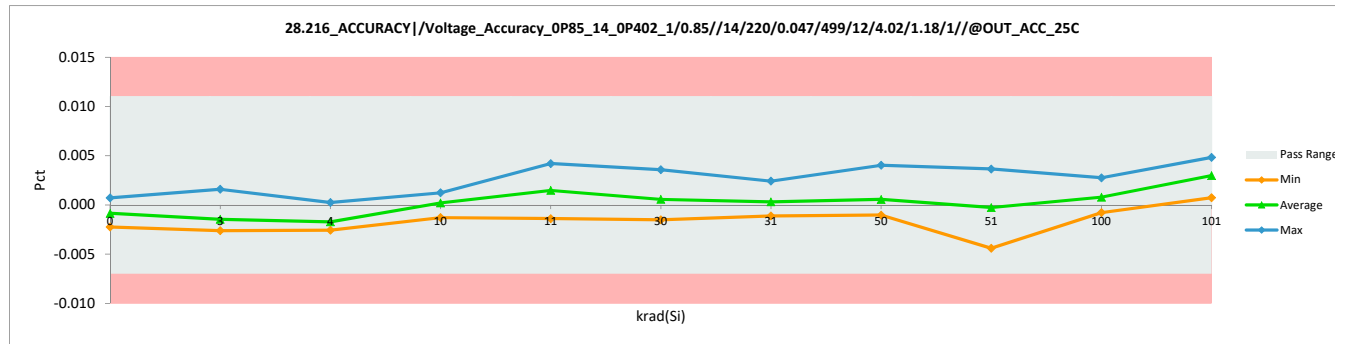
		28.216 ACCURACY /Voltage	
Test Site		Dallas	Dallas
Tester		ETS-364	ETS-364
Test Number		EB6938	EB6938
Unit		Pct	Pct
Max Limit		0.011	0.011
Min Limit		-0.007	-0.007

krad(Si)	Serial #	Pre	Post	Delta
0	51	0.000	0.000	0.000
0	52	-0.002	-0.002	0.000
0	53	0.001	0.001	0.000
0	54	-0.002	-0.002	0.000
0	55	-0.001	-0.001	0.000
3	26	-0.002	-0.002	0.000
3	27	-0.003	-0.003	0.000
3	28	0.001	0.002	0.000
3	29	-0.003	-0.002	0.000
3	30	-0.002	-0.002	0.000
4	1	-0.002	-0.002	0.000
4	2	-0.003	-0.003	0.000
4	3	0.000	0.000	0.000
4	4	-0.002	-0.002	0.000
4	5	-0.003	-0.002	0.000
10	31	-0.002	-0.001	0.000
10	32	0.001	0.001	0.001
10	33	0.000	0.000	0.000
10	34	0.001	0.001	0.001
10	35	-0.001	0.000	0.001
11	6	0.003	0.004	0.001
11	7	0.002	0.003	0.001
11	8	0.002	0.002	0.000
11	9	-0.001	0.000	0.001
11	10	-0.002	-0.001	0.000
30	36	0.000	0.001	0.001
30	37	-0.001	0.000	0.001
30	38	-0.001	0.000	0.000
30	39	0.003	0.004	0.001
30	40	-0.002	-0.002	0.001
31	15	-0.001	0.000	0.001
31	16	0.000	-0.001	-0.001
31	17	0.001	0.001	0.000
31	18	0.002	0.002	0.000
31	19	0.000	0.000	0.000
50	41	-0.002	0.000	0.002
50	42	0.002	0.004	0.002
50	43	-0.002	0.001	0.003
50	44	-0.002	-0.001	0.001
50	45	-0.002	-0.001	0.001
51	11	-0.001	-0.004	-0.003
51	12	0.002	0.001	-0.001
51	13	-0.001	0.000	0.001
51	14	0.002	0.004	0.002
51	20	-0.002	-0.002	0.000
100	46	0.002	0.003	0.001
100	47	-0.002	0.000	0.002
100	48	0.001	0.002	0.001
100	49	-0.001	0.000	0.001
100	50	-0.003	-0.001	0.002
101	21	0.002	0.004	0.003
101	22	0.003	0.004	0.001
101	23	0.003	0.005	0.002



		28.216 ACCURACY /	
Test Site		Dallas	
Tester		ETS-364	
Test Number		EB6938	
Max Limit		0.011	Pct
Min Limit		-0.007	Pct

krad(Si)	0	3	4	10	11	30	31	50	51	100	101
LL	-0.007	-0.007	-0.007	-0.007	-0.007	-0.007	-0.007	-0.007	-0.007	-0.007	-0.007
Min	-0.002	-0.003	-0.003	-0.001	-0.001	-0.002	-0.001	-0.001	-0.004	-0.001	0.001
Average	-0.001	-0.001	-0.002	0.000	0.001	0.001	0.000	0.001	0.000	0.001	0.003
Max	0.001	0.002	0.000	0.001	0.004	0.004	0.002	0.004	0.004	0.003	0.005
UL	0.011	0.011	0.011	0.011	0.011	0.011	0.011	0.011	0.011	0.011	0.011



HDR Report  
TPS7H1111-QMLP

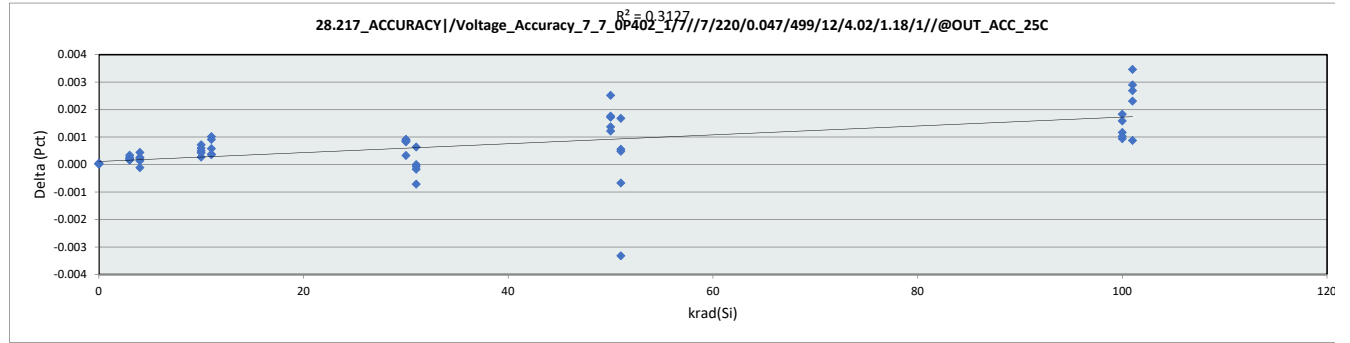
101	24	-0.002	0.001	0.003
101	25	-0.003	0.001	0.003
	Max	0.003	0.005	0.003
	Average	0.000	0.000	0.001
	Min	-0.003	-0.004	-0.003
	Std Dev	0.002	0.002	0.001



# HDR Report TPS7H1111-QMLP

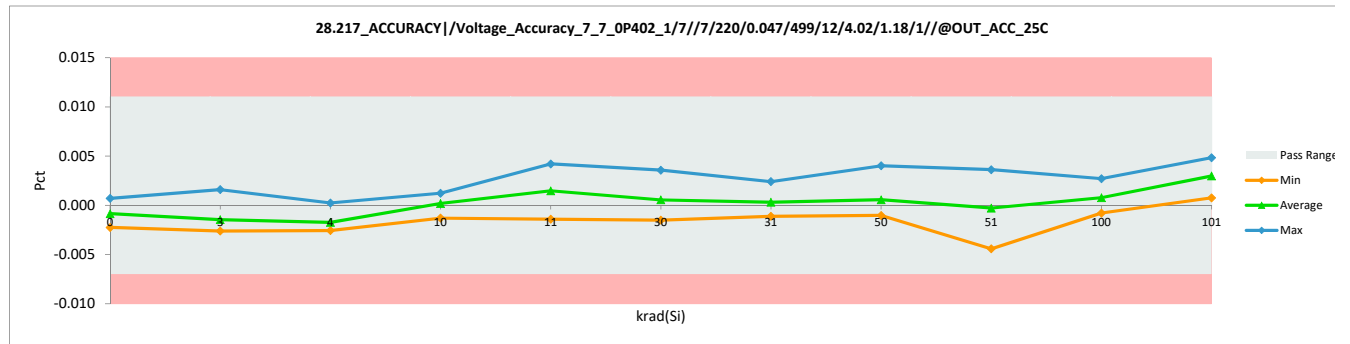
		28.217_ACCURACY /Voltage	
Test Site		Dallas	Dallas
Tester		ETS-364	ETS-364
Test Number		EB6938	EB6938
Unit		Pct	Pct
Max Limit		0.011	0.011
Min Limit		-0.007	-0.007

krad(Si)	Serial #	Pre	Post	Delta
0	51	0.000	0.000	0.000
0	52	-0.002	-0.002	0.000
0	53	0.001	0.001	0.000
0	54	-0.002	-0.002	0.000
0	55	-0.001	-0.001	0.000
3	26	-0.002	-0.002	0.000
3	27	-0.003	-0.003	0.000
3	28	0.001	0.002	0.000
3	29	-0.003	-0.002	0.000
3	30	-0.002	-0.002	0.000
4	1	-0.002	-0.002	0.000
4	2	-0.003	-0.003	0.000
4	3	0.000	0.000	0.000
4	4	-0.002	-0.002	0.000
4	5	-0.003	-0.003	0.000
10	31	-0.002	-0.001	0.000
10	32	0.001	0.001	0.001
10	33	-0.001	0.000	0.000
10	34	0.001	0.001	0.001
10	35	-0.001	0.000	0.001
11	6	0.003	0.004	0.001
11	7	0.002	0.003	0.001
11	8	0.002	0.002	0.000
11	9	-0.001	0.000	0.001
11	10	-0.002	-0.001	0.000
30	36	0.000	0.001	0.001
30	37	-0.001	0.000	0.001
30	38	-0.001	0.000	0.000
30	39	0.003	0.004	0.001
30	40	-0.002	-0.002	0.001
31	15	-0.001	0.000	0.001
31	16	0.000	-0.001	-0.001
31	17	0.001	0.001	0.000
31	18	0.002	0.002	0.000
31	19	0.000	0.000	0.000
50	41	-0.002	0.000	0.002
50	42	0.002	0.004	0.002
50	43	-0.002	0.001	0.003
50	44	-0.002	-0.001	0.001
50	45	-0.002	-0.001	0.001
51	11	-0.001	-0.004	-0.003
51	12	0.002	0.001	-0.001
51	13	-0.001	0.000	0.001
51	14	0.002	0.004	0.002
51	20	-0.002	-0.002	0.000
100	46	0.002	0.003	0.001
100	47	-0.002	0.000	0.002
100	48	0.001	0.002	0.001
100	49	-0.001	0.000	0.001
100	50	-0.003	-0.001	0.002
101	21	0.002	0.004	0.003
101	22	0.003	0.004	0.001
101	23	0.003	0.005	0.002



		28.217_ACCURACY /	
Test Site		Dallas	
Tester		ETS-364	
Test Number		EB6938	
Max Limit		0.011	Pct
Min Limit		-0.007	Pct

krad(Si)	0	3	4	10	11	30	31	50	51	100	101
LL	-0.007	-0.007	-0.007	-0.007	-0.007	-0.007	-0.007	-0.007	-0.007	-0.007	-0.007
Min	-0.002	-0.003	-0.003	-0.001	-0.001	-0.002	-0.001	-0.001	-0.004	-0.001	0.001
Average	-0.001	-0.001	-0.002	0.000	0.001	0.001	0.000	0.001	0.000	0.001	0.003
Max	0.001	0.002	0.000	0.001	0.004	0.004	0.002	0.004	0.004	0.003	0.005
UL	0.011	0.011	0.011	0.011	0.011	0.011	0.011	0.011	0.011	0.011	0.011



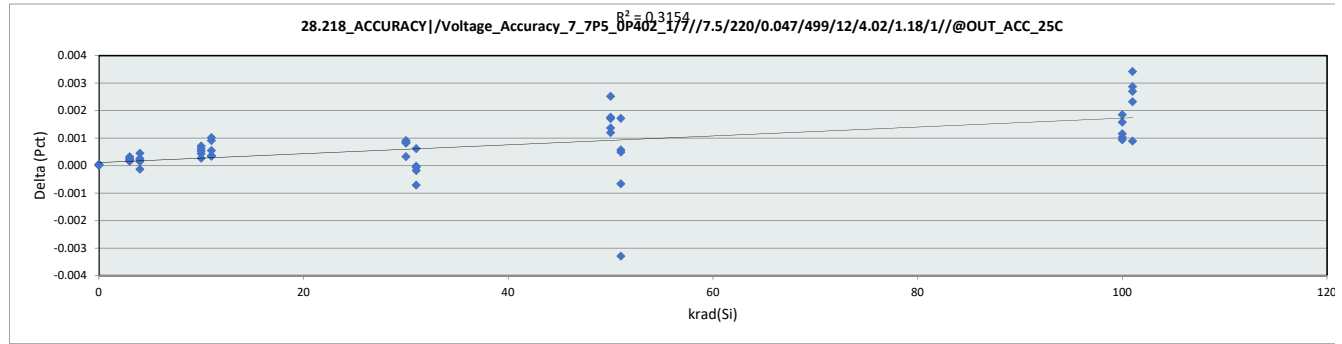
### HDR Report TPS7H1111-QMLP

101	24	-0.002	0.001	0.003
101	25	-0.003	0.001	0.003
	Max	0.003	0.005	0.003
	Average	0.000	0.000	0.001
	Min	-0.003	-0.004	-0.003
	Std Dev	0.002	0.002	0.001

# HDR Report TPS7H1111-QMLP

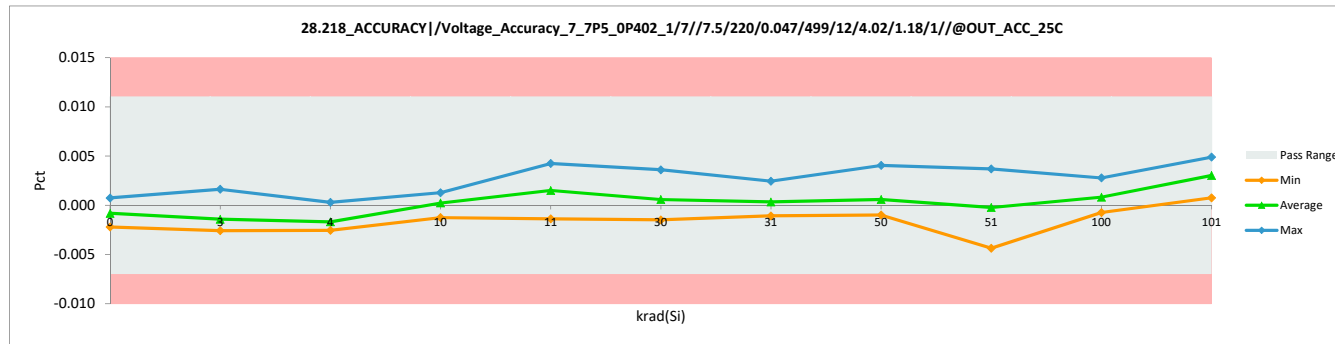
		28.218_ACCURACY /Voltage	
Test Site		Dallas	Dallas
Tester		ETS-364	ETS-364
Test Number		EB6938	EB6938
Unit		Pct	Pct
Max Limit		0.011	0.011
Min Limit		-0.007	-0.007

krad(Si)	Serial #	Pre	Post	Delta
0	51	0.000	0.000	0.000
0	52	-0.002	-0.002	0.000
0	53	0.001	0.001	0.000
0	54	-0.002	-0.002	0.000
0	55	-0.001	-0.001	0.000
3	26	-0.002	-0.002	0.000
3	27	-0.003	-0.003	0.000
3	28	0.001	0.002	0.000
3	29	-0.002	-0.002	0.000
3	30	-0.002	-0.002	0.000
4	1	-0.002	-0.002	0.000
4	2	-0.003	-0.003	0.000
4	3	0.000	0.000	0.000
4	4	-0.002	-0.002	0.000
4	5	-0.003	-0.002	0.000
10	31	-0.002	-0.001	0.000
10	32	0.001	0.001	0.001
10	33	0.000	0.000	0.000
10	34	0.001	0.001	0.001
10	35	-0.001	0.000	0.001
11	6	0.003	0.004	0.001
11	7	0.002	0.003	0.001
11	8	0.002	0.002	0.000
11	9	-0.001	0.000	0.001
11	10	-0.002	-0.001	0.000
30	36	0.000	0.001	0.001
30	37	-0.001	0.000	0.001
30	38	-0.001	0.000	0.000
30	39	0.003	0.004	0.001
30	40	-0.002	-0.001	0.001
31	15	-0.001	0.000	0.001
31	16	0.000	-0.001	-0.001
31	17	0.001	0.001	0.000
31	18	0.003	0.002	0.000
31	19	0.000	0.000	0.000
50	41	-0.002	0.000	0.002
50	42	0.002	0.004	0.002
50	43	-0.002	0.001	0.003
50	44	-0.002	-0.001	0.001
50	45	-0.002	-0.001	0.001
51	11	-0.001	-0.004	-0.003
51	12	0.002	0.001	-0.001
51	13	-0.001	0.000	0.001
51	14	0.002	0.004	0.002
51	20	-0.002	-0.002	0.000
100	46	0.002	0.003	0.001
100	47	-0.002	0.000	0.002
100	48	0.001	0.002	0.001
100	49	-0.001	0.000	0.001
100	50	-0.003	-0.001	0.002
101	21	0.002	0.005	0.003
101	22	0.003	0.004	0.001
101	23	0.003	0.005	0.002



		28.218_ACCURACY /	
Test Site		Dallas	
Tester		ETS-364	
Test Number		EB6938	
Max Limit		0.011	Pct
Min Limit		-0.007	Pct

krad(Si)	0	3	4	10	11	30	31	50	51	100	101
LL	-0.007	-0.007	-0.007	-0.007	-0.007	-0.007	-0.007	-0.007	-0.007	-0.007	-0.007
Min	-0.002	-0.003	-0.003	-0.001	-0.001	-0.001	-0.001	-0.001	-0.004	-0.001	0.001
Average	-0.001	-0.001	-0.002	0.000	0.002	0.001	0.000	0.001	0.000	0.001	0.003
Max	0.001	0.002	0.000	0.001	0.004	0.004	0.002	0.004	0.004	0.003	0.005
UL	0.011	0.011	0.011	0.011	0.011	0.011	0.011	0.011	0.011	0.011	0.011



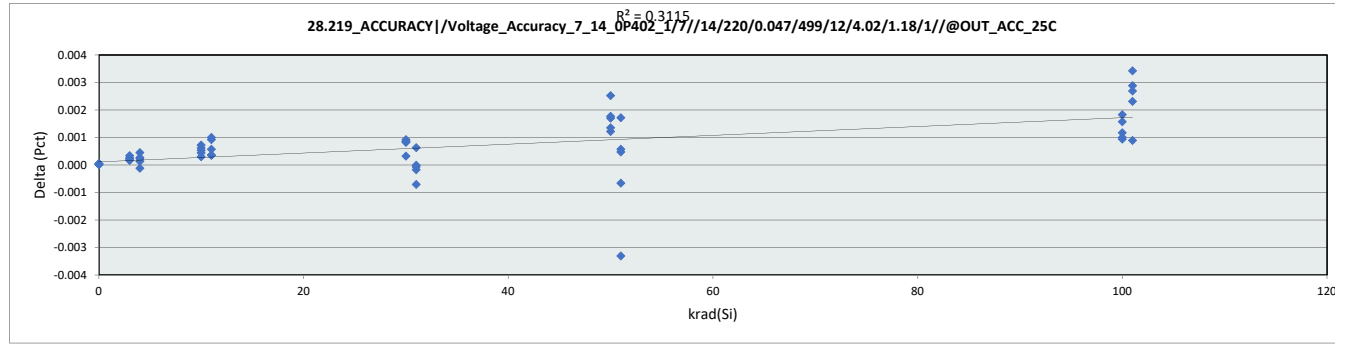
HDR Report  
TPS7H1111-QMLP

101	24	-0.002	0.001	0.003
101	25	-0.003	0.001	0.003
	Max	0.003	0.005	0.003
	Average	0.000	0.000	0.001
	Min	-0.003	-0.004	-0.003
	Std Dev	0.002	0.002	0.001

# HDR Report TPS7H1111-QMLP

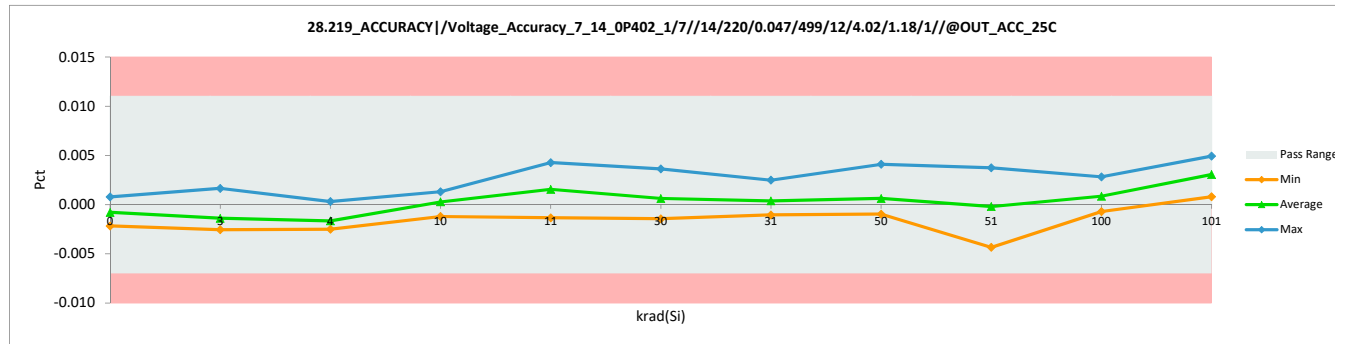
28.219 ACCURACY /Voltage		
Test Site	Dallas	Dallas
Tester	ETS-364	ETS-364
Test Number	EB6938	EB6938
Unit	Pct	Pct
Max Limit	0.011	0.011
Min Limit	-0.007	-0.007

krad(Si)	Serial #	Pre	Post	Delta
0	51	0.000	0.000	0.000
0	52	-0.002	-0.002	0.000
0	53	0.001	0.001	0.000
0	54	-0.002	-0.002	0.000
0	55	-0.001	-0.001	0.000
3	26	-0.002	-0.002	0.000
3	27	-0.003	-0.003	0.000
3	28	0.001	0.002	0.000
3	29	-0.002	-0.002	0.000
3	30	-0.002	-0.002	0.000
4	1	-0.002	-0.002	0.000
4	2	-0.003	-0.002	0.000
4	3	0.000	0.000	0.000
4	4	-0.002	-0.002	0.000
4	5	-0.003	-0.002	0.000
10	31	-0.002	-0.001	0.000
10	32	0.001	0.001	0.001
10	33	0.000	0.000	0.000
10	34	0.001	0.001	0.001
10	35	-0.001	0.000	0.001
11	6	0.003	0.004	0.001
11	7	0.002	0.003	0.001
11	8	0.002	0.002	0.000
11	9	-0.001	0.000	0.001
11	10	-0.002	-0.001	0.000
30	36	0.000	0.001	0.001
30	37	-0.001	0.000	0.001
30	38	-0.001	0.000	0.000
30	39	0.003	0.004	0.001
30	40	-0.002	-0.001	0.001
31	15	-0.001	0.000	0.001
31	16	0.000	-0.001	-0.001
31	17	0.001	0.001	0.000
31	18	0.003	0.002	0.000
31	19	0.000	0.000	0.000
50	41	-0.002	0.000	0.002
50	42	0.002	0.004	0.002
50	43	-0.002	0.001	0.003
50	44	-0.002	-0.001	0.001
50	45	-0.002	-0.001	0.001
51	11	-0.001	-0.004	-0.003
51	12	0.002	0.002	-0.001
51	13	-0.001	0.000	0.001
51	14	0.002	0.004	0.002
51	20	-0.002	-0.002	0.000
100	46	0.002	0.003	0.001
100	47	-0.002	0.000	0.002
100	48	0.001	0.002	0.001
100	49	-0.001	0.000	0.001
100	50	-0.003	-0.001	0.002
101	21	0.002	0.005	0.003
101	22	0.003	0.004	0.001
101	23	0.003	0.005	0.002



28.219 ACCURACY /Voltage		
Test Site	Dallas	
Tester	ETS-364	
Test Number	EB6938	
Max Limit	0.011	Pct
Min Limit	-0.007	Pct

krad(Si)	0	3	4	10	11	30	31	50	51	100	101
LL	-0.007	-0.007	-0.007	-0.007	-0.007	-0.007	-0.007	-0.007	-0.007	-0.007	-0.007
Min	-0.002	-0.003	-0.003	-0.001	-0.001	-0.001	-0.001	-0.001	-0.004	-0.001	0.001
Average	-0.001	-0.001	-0.002	0.000	0.002	0.001	0.000	0.001	0.000	0.001	0.003
Max	0.001	0.002	0.000	0.001	0.004	0.004	0.002	0.004	0.004	0.003	0.005
UL	0.011	0.011	0.011	0.011	0.011	0.011	0.011	0.011	0.011	0.011	0.011



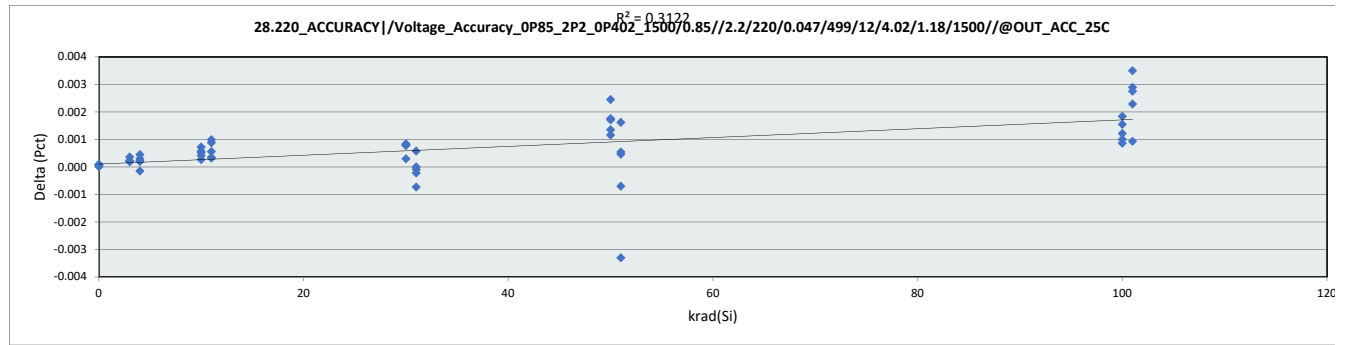
### HDR Report TPS7H1111-QMLP

101	24	-0.002	0.001	0.003
101	25	-0.003	0.001	0.003
	Max	0.003	0.005	0.003
	Average	0.000	0.000	0.001
	Min	-0.003	-0.004	-0.003
	Std Dev	0.002	0.002	0.001

# HDR Report TPS7H1111-QMLP

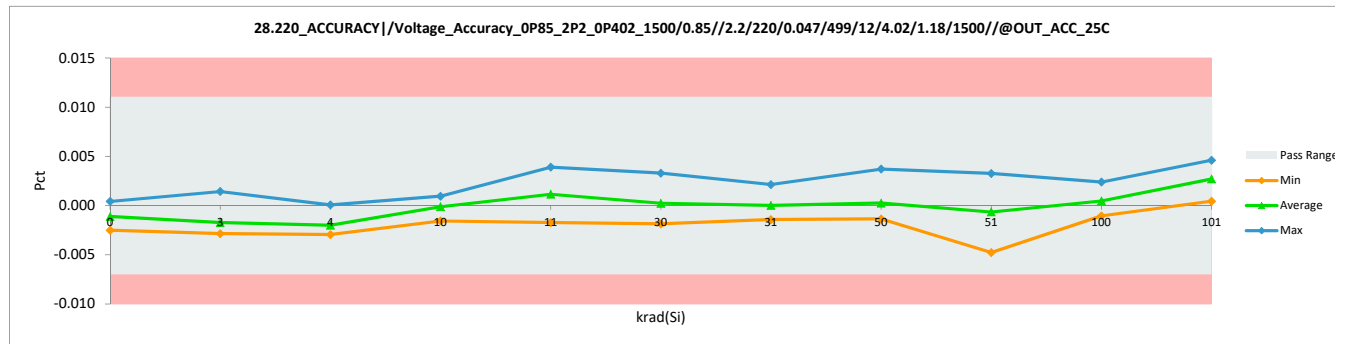
		28.220_ACCURACY /Voltage	
Test Site		Dallas	Dallas
Tester		ETS-364	ETS-364
Test Number		EB6938	EB6938
Unit		Pct	Pct
Max Limit		0.011	0.011
Min Limit		-0.007	-0.007

krad(Si)	Serial #	Pre	Post	Delta
0	51	0.000	0.000	0.000
0	52	-0.003	-0.003	0.000
0	53	0.000	0.000	0.000
0	54	-0.002	-0.002	0.000
0	55	-0.001	-0.001	0.000
3	26	-0.002	-0.002	0.000
3	27	-0.003	-0.003	0.000
3	28	0.001	0.001	0.000
3	29	-0.003	-0.003	0.000
3	30	-0.003	-0.002	0.000
4	1	-0.003	-0.002	0.000
4	2	-0.003	-0.003	0.000
4	3	0.000	0.000	0.000
4	4	-0.002	-0.002	0.000
4	5	-0.003	-0.003	0.000
10	31	-0.002	-0.002	0.000
10	32	0.000	0.001	0.001
10	33	-0.001	0.000	0.000
10	34	0.000	0.001	0.001
10	35	-0.001	0.000	0.001
11	6	0.003	0.004	0.001
11	7	0.002	0.002	0.001
11	8	0.002	0.002	0.000
11	9	-0.002	-0.001	0.001
11	10	-0.002	-0.002	0.000
30	36	0.000	0.001	0.001
30	37	-0.001	0.000	0.001
30	38	-0.001	-0.001	0.000
30	39	0.002	0.003	0.001
30	40	-0.003	-0.002	0.001
31	15	-0.001	-0.001	0.001
31	16	-0.001	-0.001	-0.001
31	17	0.001	0.001	0.000
31	18	0.002	0.002	0.000
31	19	0.000	-0.001	0.000
50	41	-0.002	0.000	0.002
50	42	0.002	0.004	0.002
50	43	-0.002	0.000	0.002
50	44	-0.003	-0.001	0.001
50	45	-0.002	-0.001	0.001
51	11	-0.001	-0.005	-0.003
51	12	0.002	0.001	-0.001
51	13	-0.001	0.000	0.001
51	14	0.002	0.003	0.002
51	20	-0.003	-0.002	0.000
100	46	0.002	0.002	0.001
100	47	-0.002	-0.001	0.002
100	48	0.001	0.002	0.001
100	49	-0.001	0.000	0.001
100	50	-0.003	-0.001	0.002
101	21	0.001	0.004	0.003
101	22	0.003	0.003	0.001
101	23	0.002	0.005	0.002



		28.220_ACCURACY /Voltage	
Test Site		Dallas	Dallas
Tester		ETS-364	ETS-364
Test Number		EB6938	EB6938
Max Limit		0.011	Pct
Min Limit		-0.007	Pct

krad(Si)	0	3	4	10	11	30	31	50	51	100	101
LL	-0.007	-0.007	-0.007	-0.007	-0.007	-0.007	-0.007	-0.007	-0.007	-0.007	-0.007
Min	-0.003	-0.003	-0.003	-0.002	-0.002	-0.002	-0.001	-0.001	-0.001	-0.005	-0.001
Average	-0.001	-0.002	-0.002	0.000	0.001	0.000	0.000	0.000	0.000	-0.001	0.000
Max	0.000	0.001	0.000	0.001	0.004	0.003	0.002	0.004	0.003	0.002	0.005
UL	0.011	0.011	0.011	0.011	0.011	0.011	0.011	0.011	0.011	0.011	0.011



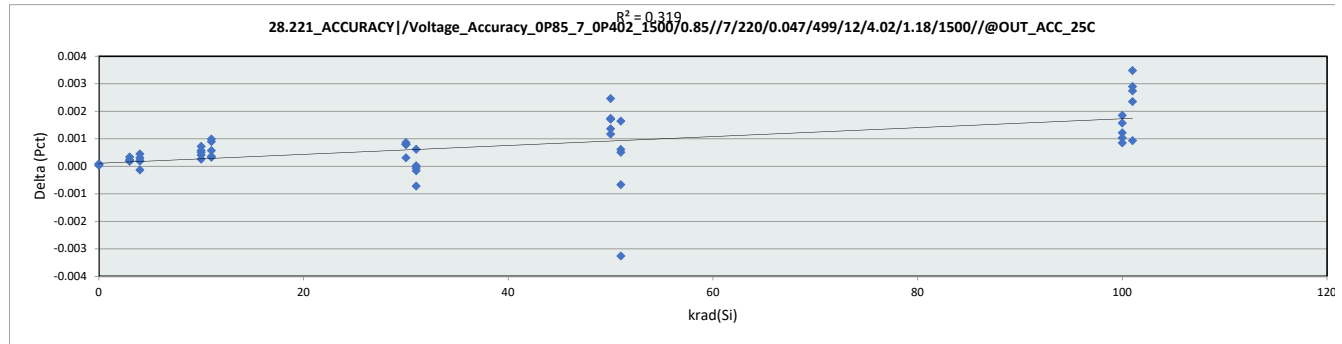
HDR Report  
TPS7H1111-QMLP

101	24	-0.002	0.001	0.003
101	25	-0.003	0.000	0.003
	Max	0.003	0.005	0.003
	Average	-0.001	0.000	0.001
	Min	-0.003	-0.005	-0.003
	Std Dev	0.002	0.002	0.001

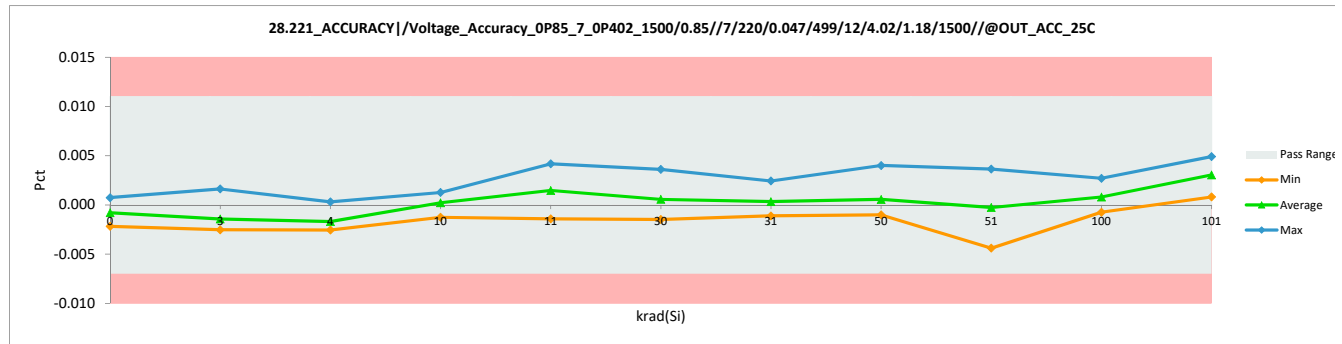


# HDR Report TPS7H1111-QMLP

		28.221_ACCURACY /Voltage		
Test Site	Dallas	Dallas		
Tester	ETS-364	ETS-364		
Test Number	EB6938	EB6938		
Unit	Pct	Pct		
Max Limit	0.011	0.011		
Min Limit	-0.007	-0.007		
krad(Si)	Serial #	Pre	Post	Delta
0	51	0.000	0.000	0.000
0	52	-0.002	-0.002	0.000
0	53	0.001	0.001	0.000
0	54	-0.002	-0.002	0.000
0	55	-0.001	-0.001	0.000
3	26	-0.002	-0.002	0.000
3	27	-0.003	-0.003	0.000
3	28	0.001	0.002	0.000
3	29	-0.003	-0.002	0.000
3	30	-0.002	-0.002	0.000
4	1	-0.002	-0.002	0.000
4	2	-0.003	-0.003	0.000
4	3	0.000	0.000	0.000
4	4	-0.002	-0.002	0.000
4	5	-0.003	-0.002	0.000
10	31	-0.002	-0.001	0.000
10	32	0.001	0.001	0.001
10	33	0.000	0.000	0.000
10	34	0.001	0.001	0.001
10	35	-0.001	0.000	0.001
11	6	0.003	0.004	0.001
11	7	0.002	0.003	0.001
11	8	0.002	0.002	0.000
11	9	-0.001	0.000	0.001
11	10	-0.002	-0.001	0.000
30	36	0.000	0.001	0.001
30	37	-0.001	0.000	0.001
30	38	-0.001	0.000	0.000
30	39	0.003	0.004	0.001
30	40	-0.002	-0.001	0.001
31	15	-0.001	0.000	0.001
31	16	0.000	-0.001	-0.001
31	17	0.001	0.001	0.000
31	18	0.002	0.002	0.000
31	19	0.000	0.000	0.000
50	41	-0.002	0.000	0.002
50	42	0.002	0.004	0.002
50	43	-0.002	0.001	0.002
50	44	-0.002	-0.001	0.001
50	45	-0.002	-0.001	0.001
51	11	-0.001	-0.004	-0.003
51	12	0.002	0.001	-0.001
51	13	-0.001	0.000	0.001
51	14	0.002	0.004	0.002
51	20	-0.002	-0.002	0.001
100	46	0.002	0.003	0.001
100	47	-0.002	0.000	0.002
100	48	0.001	0.002	0.001
100	49	-0.001	0.000	0.001
100	50	-0.003	-0.001	0.002
101	21	0.002	0.005	0.003
101	22	0.003	0.004	0.001
101	23	0.003	0.005	0.002



		28.221_ACCURACY /Voltage										
Test Site	Dallas											
Tester	ETS-364											
Test Number	EB6938											
Max Limit	0.011	Pct										
Min Limit	-0.007	Pct										
krad(Si)	0	3	4	10	11	30	31	50	51	100	101	
LL	-0.007	-0.007	-0.007	-0.007	-0.007	-0.007	-0.007	-0.007	-0.007	-0.007	-0.007	
Min	-0.002	-0.003	-0.003	-0.001	-0.001	-0.001	-0.001	-0.001	-0.004	-0.001	0.001	
Average	-0.001	-0.001	-0.002	0.000	0.001	0.001	0.000	0.001	0.000	0.001	0.003	
Max	0.001	0.002	0.000	0.001	0.004	0.004	0.002	0.004	0.004	0.003	0.005	
UL	0.011	0.011	0.011	0.011	0.011	0.011	0.011	0.011	0.011	0.011	0.011	



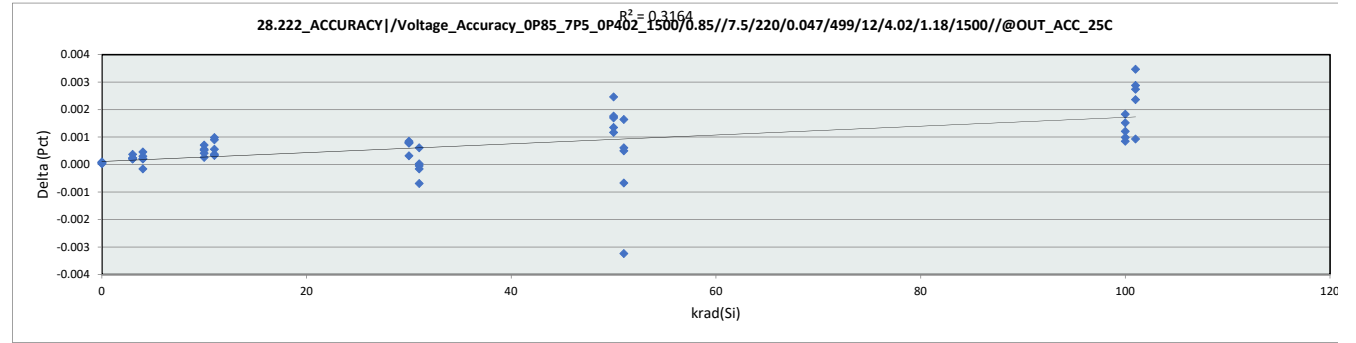
### HDR Report TPS7H1111-QMLP

101	24	-0.002	0.001	0.003
101	25	-0.003	0.001	0.003
	Max	0.003	0.005	0.003
	Average	0.000	0.000	0.001
	Min	-0.003	-0.004	-0.003
	Std Dev	0.002	0.002	0.001

# HDR Report TPS7H1111-QMLP

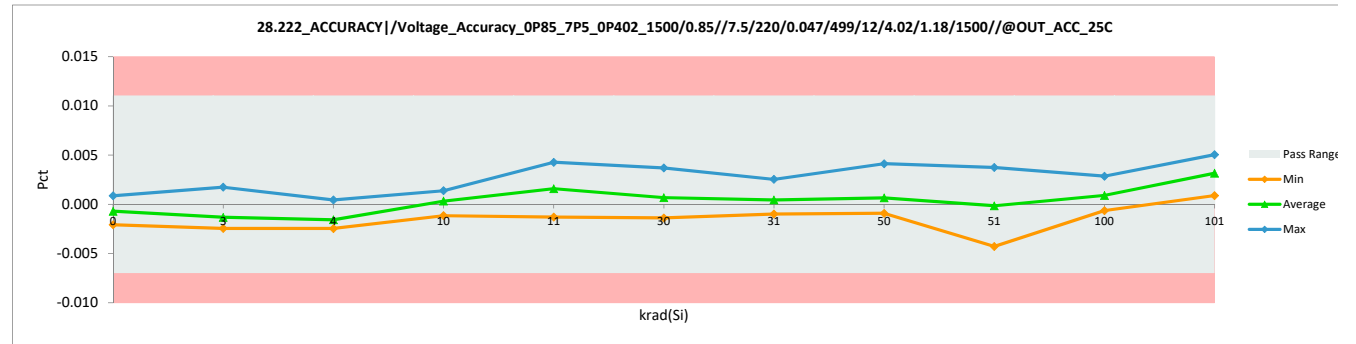
		28.222_ACCURACY /Voltage	
Test Site		Dallas	Dallas
Tester		ETS-364	ETS-364
Test Number		EB6938	EB6938
Unit		Pct	Pct
Max Limit		0.011	0.011
Min Limit		-0.007	-0.007

krad(Si)	Serial #	Pre	Post	Delta
0	51	0.000	0.000	0.000
0	52	-0.002	-0.002	0.000
0	53	0.001	0.001	0.000
0	54	-0.002	-0.002	0.000
0	55	-0.001	-0.001	0.000
3	26	-0.002	-0.002	0.000
3	27	-0.003	-0.002	0.000
3	28	0.002	0.002	0.000
3	29	-0.002	-0.002	0.000
3	30	-0.002	-0.002	0.000
4	1	-0.002	-0.002	0.000
4	2	-0.003	-0.002	0.000
4	3	0.000	0.000	0.000
4	4	-0.001	-0.002	0.000
4	5	-0.003	-0.002	0.000
10	31	-0.001	-0.001	0.000
10	32	0.001	0.001	0.001
10	33	0.000	0.000	0.000
10	34	0.001	0.001	0.001
10	35	-0.001	0.000	0.001
11	6	0.003	0.004	0.001
11	7	0.002	0.003	0.001
11	8	0.002	0.002	0.000
11	9	-0.001	0.000	0.001
11	10	-0.002	-0.001	0.000
30	36	0.000	0.001	0.001
30	37	-0.001	0.000	0.001
30	38	-0.001	0.000	0.000
30	39	0.003	0.004	0.001
30	40	-0.002	-0.001	0.001
31	15	-0.001	0.000	0.001
31	16	0.000	-0.001	-0.001
31	17	0.001	0.001	0.000
31	18	0.003	0.003	0.000
31	19	0.000	0.000	0.000
50	41	-0.002	0.000	0.002
50	42	0.002	0.004	0.002
50	43	-0.002	0.001	0.002
50	44	-0.002	-0.001	0.001
50	45	-0.002	-0.001	0.001
51	11	-0.001	-0.004	-0.003
51	12	0.002	0.002	-0.001
51	13	-0.001	0.000	0.001
51	14	0.002	0.004	0.002
51	20	-0.002	-0.002	0.000
100	46	0.002	0.003	0.001
100	47	-0.002	0.000	0.002
100	48	0.001	0.002	0.001
100	49	-0.001	0.000	0.001
100	50	-0.002	-0.001	0.002
101	21	0.002	0.005	0.003
101	22	0.003	0.004	0.001
101	23	0.003	0.005	0.002



		28.222_ACCURACY /	
Test Site		Dallas	
Tester		ETS-364	
Test Number		EB6938	
Max Limit		0.011	Pct
Min Limit		-0.007	Pct

krad(Si)	0	3	4	10	11	30	31	50	51	100	101
LL	-0.007	-0.007	-0.007	-0.007	-0.007	-0.007	-0.007	-0.007	-0.007	-0.007	-0.007
Min	-0.002	-0.002	-0.002	-0.001	-0.001	-0.001	-0.001	-0.001	-0.004	-0.001	0.001
Average	-0.001	-0.001	-0.002	0.000	0.002	0.001	0.000	0.001	0.000	0.001	0.003
Max	0.001	0.002	0.000	0.001	0.004	0.004	0.003	0.004	0.004	0.003	0.005
UL	0.011	0.011	0.011	0.011	0.011	0.011	0.011	0.011	0.011	0.011	0.011



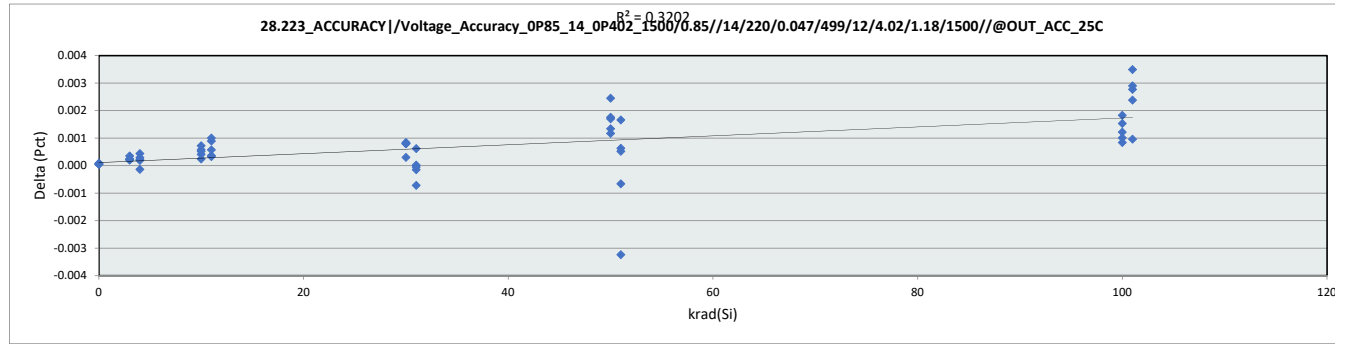
### HDR Report TPS7H1111-QMLP

101	24	-0.002	0.001	0.003
101	25	-0.003	0.001	0.003
	Max	0.003	0.005	0.003
	Average	0.000	0.000	0.001
	Min	-0.003	-0.004	-0.003
	Std Dev	0.002	0.002	0.001

# HDR Report TPS7H1111-QMLP

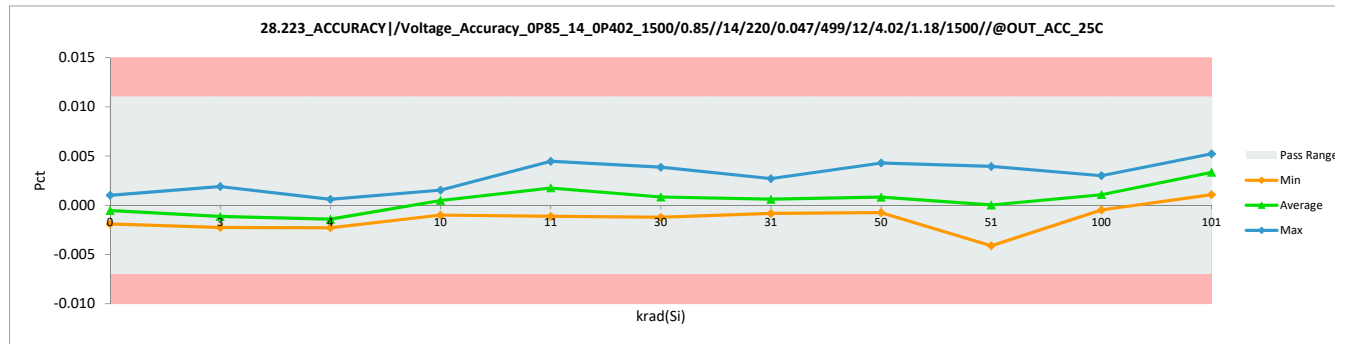
		28.223_ACCURACY /Voltage	
Test Site		Dallas	Dallas
Tester		ETS-364	ETS-364
Test Number		EB6938	EB6938
Unit		Pct	Pct
Max Limit		0.011	0.011
Min Limit		-0.007	-0.007

krad(Si)	Serial #	Pre	Post	Delta
0	51	0.000	0.000	0.000
0	52	-0.002	-0.002	0.000
0	53	0.001	0.001	0.000
0	54	-0.002	-0.002	0.000
0	55	0.000	0.000	0.000
3	26	-0.002	-0.002	0.000
3	27	-0.002	-0.002	0.000
3	28	0.002	0.002	0.000
3	29	-0.002	-0.002	0.000
3	30	-0.002	-0.002	0.000
4	1	-0.002	-0.002	0.000
4	2	-0.003	-0.002	0.000
4	3	0.000	0.001	0.000
4	4	-0.001	-0.001	0.000
4	5	-0.003	-0.002	0.000
10	31	-0.001	-0.001	0.000
10	32	0.001	0.001	0.001
10	33	0.000	0.000	0.000
10	34	0.001	0.002	0.001
10	35	0.000	0.000	0.001
11	6	0.003	0.004	0.001
11	7	0.002	0.003	0.001
11	8	0.002	0.003	0.000
11	9	-0.001	0.000	0.001
11	10	-0.001	-0.001	0.000
30	36	0.001	0.001	0.001
30	37	0.000	0.000	0.001
30	38	0.000	0.000	0.000
30	39	0.003	0.004	0.001
30	40	-0.002	-0.001	0.001
31	15	-0.001	0.000	0.001
31	16	0.000	-0.001	-0.001
31	17	0.001	0.001	0.000
31	18	0.003	0.003	0.000
31	19	0.000	0.000	0.000
50	41	-0.002	0.000	0.002
50	42	0.003	0.004	0.002
50	43	-0.001	0.001	0.002
50	44	-0.002	-0.001	0.001
50	45	-0.002	-0.001	0.001
51	11	-0.001	-0.004	-0.003
51	12	0.002	0.002	-0.001
51	13	0.000	0.000	0.001
51	14	0.002	0.004	0.002
51	20	-0.002	-0.002	0.001
100	46	0.002	0.003	0.001
100	47	-0.002	0.000	0.002
100	48	0.001	0.003	0.001
100	49	-0.001	0.000	0.001
100	50	-0.002	0.000	0.002
101	21	0.002	0.005	0.003
101	22	0.003	0.004	0.001
101	23	0.003	0.005	0.002



		28.223_ACCURACY /Voltage	
Test Site		Dallas	Dallas
Tester		ETS-364	ETS-364
Test Number		EB6938	EB6938
Max Limit		0.011	Pct
Min Limit		-0.007	Pct

krad(Si)	0	3	4	10	11	30	31	50	51	100	101
LL	-0.007	-0.007	-0.007	-0.007	-0.007	-0.007	-0.007	-0.007	-0.007	-0.007	-0.007
Min	-0.002	-0.002	-0.002	-0.001	-0.001	-0.001	-0.001	-0.001	-0.004	0.000	0.001
Average	-0.001	-0.001	-0.001	0.000	0.002	0.001	0.001	0.001	0.000	0.001	0.003
Max	0.001	0.002	0.001	0.002	0.004	0.004	0.003	0.004	0.004	0.003	0.005
UL	0.011	0.011	0.011	0.011	0.011	0.011	0.011	0.011	0.011	0.011	0.011



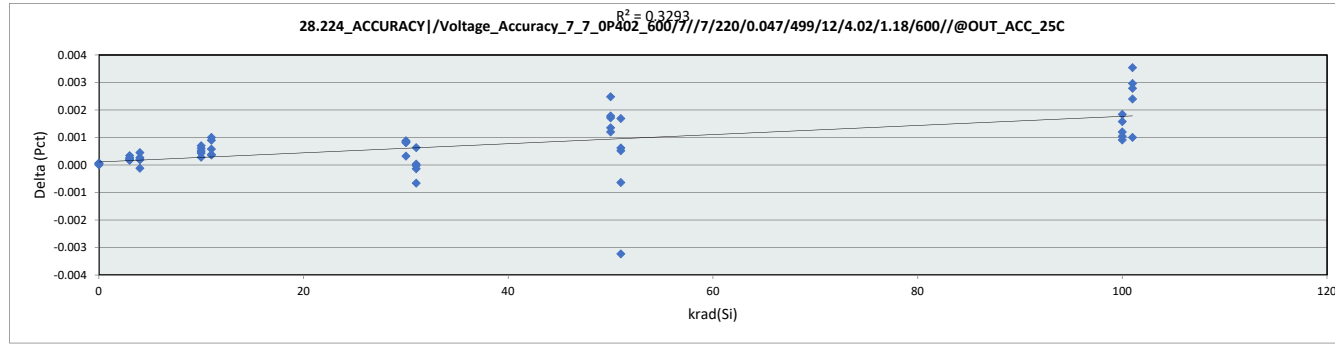
### HDR Report TPS7H1111-QMLP

101	24	-0.001	0.001	0.003
101	25	-0.002	0.001	0.003
	Max	0.003	0.005	0.003
	Average	0.000	0.001	0.001
	Min	-0.003	-0.004	-0.003
	Std Dev	0.002	0.002	0.001

# HDR Report TPS7H1111-QMLP

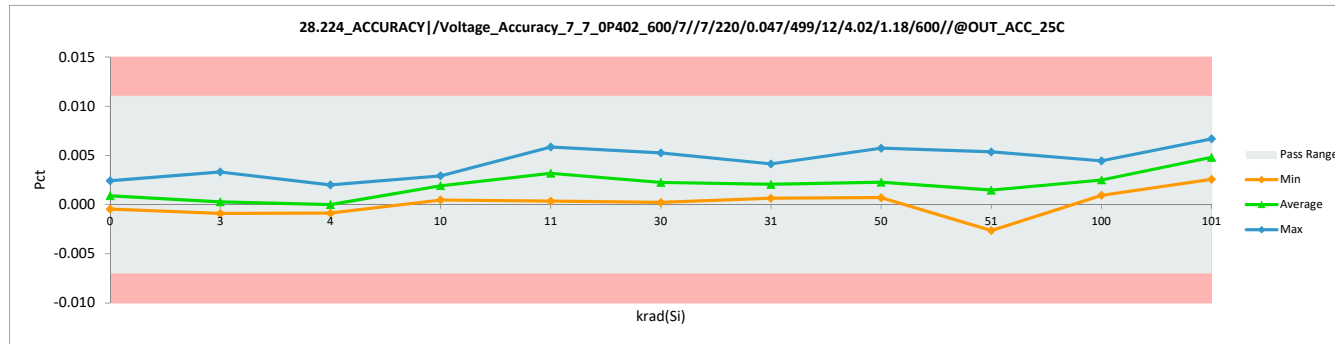
		28.224_ACCURACY /Voltage	
Test Site		Dallas	Dallas
Tester		ETS-364	ETS-364
Test Number		EB6938	EB6938
Unit		Pct	Pct
Max Limit		0.011	0.011
Min Limit		-0.007	-0.007

krad(Si)	Serial #	Pre	Post	Delta
0	51	0.002	0.002	0.000
0	52	-0.001	0.000	0.000
0	53	0.002	0.002	0.000
0	54	0.000	0.000	0.000
0	55	0.001	0.001	0.000
3	26	0.000	0.000	0.000
3	27	-0.001	-0.001	0.000
3	28	0.003	0.003	0.000
3	29	-0.001	0.000	0.000
3	30	-0.001	0.000	0.000
4	1	-0.001	0.000	0.000
4	2	-0.001	-0.001	0.000
4	3	0.002	0.002	0.000
4	4	0.000	0.000	0.000
4	5	-0.001	-0.001	0.000
10	31	0.000	0.000	0.000
10	32	0.002	0.003	0.001
10	33	0.001	0.002	0.000
10	34	0.002	0.003	0.001
10	35	0.001	0.002	0.001
11	6	0.005	0.006	0.001
11	7	0.004	0.004	0.001
11	8	0.004	0.004	0.000
11	9	0.000	0.001	0.001
11	10	0.000	0.000	0.000
30	36	0.002	0.003	0.001
30	37	0.001	0.002	0.001
30	38	0.001	0.001	0.000
30	39	0.004	0.005	0.001
30	40	-0.001	0.000	0.001
31	15	0.001	0.001	0.000
31	16	0.001	0.001	-0.001
31	17	0.003	0.003	0.000
31	18	0.004	0.004	0.000
31	19	0.002	0.001	0.000
50	41	0.000	0.002	0.002
50	42	0.004	0.006	0.002
50	43	0.000	0.002	0.002
50	44	-0.001	0.001	0.001
50	45	0.000	0.001	0.001
51	11	0.001	-0.003	-0.003
51	12	0.004	0.003	-0.001
51	13	0.001	0.002	0.001
51	14	0.004	0.005	0.002
51	20	-0.001	0.000	0.001
100	46	0.004	0.004	0.001
100	47	0.000	0.001	0.002
100	48	0.003	0.004	0.001
100	49	0.001	0.002	0.001
100	50	-0.001	0.001	0.002
101	21	0.003	0.006	0.003
101	22	0.005	0.006	0.001
101	23	0.004	0.007	0.002



		28.224_ACCURACY /	
Test Site		Dallas	
Tester		ETS-364	
Test Number		EB6938	
Max Limit		0.011	Pct
Min Limit		-0.007	Pct

krad(Si)	0	3	4	10	11	30	31	50	51	100	101
LL	-0.007	-0.007	-0.007	-0.007	-0.007	-0.007	-0.007	-0.007	-0.007	-0.007	-0.007
Min	0.000	-0.001	-0.001	0.000	0.000	0.000	0.001	0.001	-0.003	0.001	0.003
Average	0.001	0.000	0.000	0.002	0.003	0.002	0.002	0.002	0.001	0.003	0.005
Max	0.002	0.003	0.002	0.003	0.006	0.005	0.004	0.006	0.005	0.004	0.007
UL	0.011	0.011	0.011	0.011	0.011	0.011	0.011	0.011	0.011	0.011	0.011



HDR Report  
TPS7H1111-QMLP

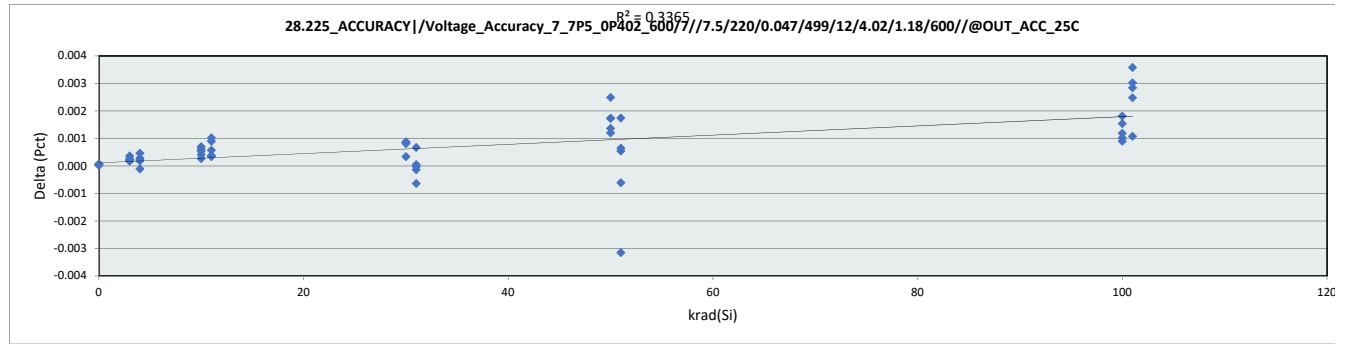
101	24	0.000	0.003	0.003
101	25	-0.001	0.003	0.004
	Max	0.005	0.007	0.004
	Average	0.001	0.002	0.001
	Min	-0.001	-0.003	-0.003
	Std Dev	0.002	0.002	0.001



# HDR Report TPS7H1111-QMLP

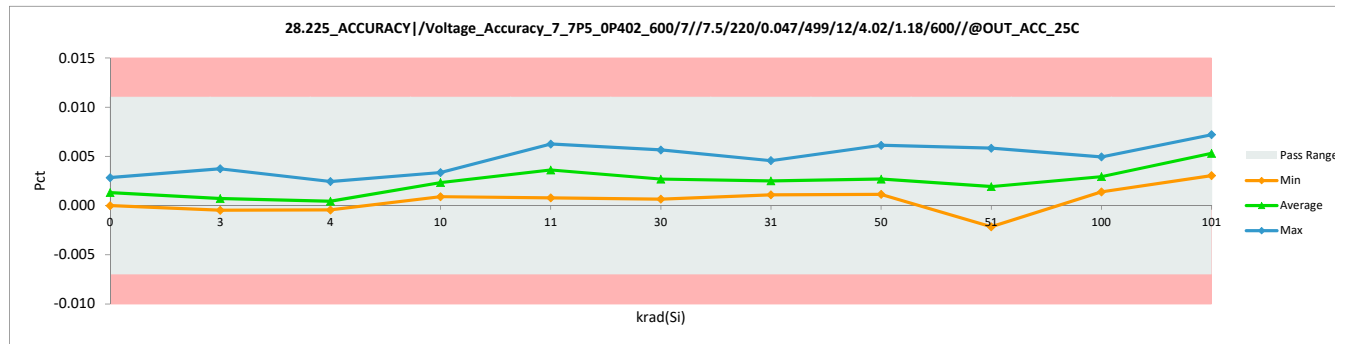
		28.225 ACCURACY /Voltage	
Test Site		Dallas	Dallas
Tester		ETS-364	ETS-364
Test Number		EB6938	EB6938
Unit		Pct	Pct
Max Limit		0.011	0.011
Min Limit		-0.007	-0.007

krad(Si)	Serial #	Pre	Post	Delta
0	51	0.002	0.002	0.000
0	52	0.000	0.000	0.000
0	53	0.003	0.003	0.000
0	54	0.000	0.000	0.000
0	55	0.001	0.001	0.000
3	26	0.000	0.000	0.000
3	27	-0.001	0.000	0.000
3	28	0.004	0.004	0.000
3	29	0.000	0.000	0.000
3	30	0.000	0.000	0.000
4	1	0.000	0.000	0.000
4	2	-0.001	0.000	0.000
4	3	0.002	0.002	0.000
4	4	0.001	0.000	0.000
4	5	-0.001	0.000	0.000
10	31	0.001	0.001	0.000
10	32	0.003	0.003	0.001
10	33	0.002	0.002	0.000
10	34	0.003	0.003	0.001
10	35	0.001	0.002	0.001
11	6	0.005	0.006	0.001
11	7	0.004	0.005	0.001
11	8	0.004	0.004	0.000
11	9	0.001	0.002	0.001
11	10	0.000	0.001	0.000
30	36	0.002	0.003	0.001
30	37	0.001	0.002	0.001
30	38	0.001	0.002	0.000
30	39	0.005	0.006	0.001
30	40	0.000	0.001	0.001
31	15	0.001	0.002	0.001
31	16	0.002	0.001	-0.001
31	17	0.003	0.003	0.000
31	18	0.005	0.005	0.000
31	19	0.002	0.002	0.000
50	41	0.000	0.002	0.002
50	42	0.004	0.006	0.002
50	43	0.000	0.003	0.002
50	44	0.000	0.001	0.001
50	45	0.000	0.001	0.001
51	11	0.001	-0.002	-0.003
51	12	0.004	0.004	-0.001
51	13	0.001	0.002	0.001
51	14	0.004	0.006	0.002
51	20	0.000	0.000	0.001
100	46	0.004	0.005	0.001
100	47	0.000	0.002	0.002
100	48	0.003	0.004	0.001
100	49	0.001	0.002	0.001
100	50	0.000	0.001	0.002
101	21	0.004	0.007	0.003
101	22	0.005	0.006	0.001
101	23	0.005	0.007	0.002



		28.225 ACCURACY /	
Test Site		Dallas	
Tester		ETS-364	
Test Number		EB6938	
Max Limit		0.011	Pct
Min Limit		-0.007	Pct

krad(Si)	0	3	4	10	11	30	31	50	51	100	101
LL	-0.007	-0.007	-0.007	-0.007	-0.007	-0.007	-0.007	-0.007	-0.007	-0.007	-0.007
Min	0.000	0.000	0.000	0.001	0.001	0.001	0.001	0.001	-0.002	0.001	0.003
Average	0.001	0.001	0.000	0.002	0.004	0.003	0.003	0.003	0.002	0.003	0.005
Max	0.003	0.004	0.002	0.003	0.006	0.006	0.005	0.006	0.006	0.005	0.007
UL	0.011	0.011	0.011	0.011	0.011	0.011	0.011	0.011	0.011	0.011	0.011



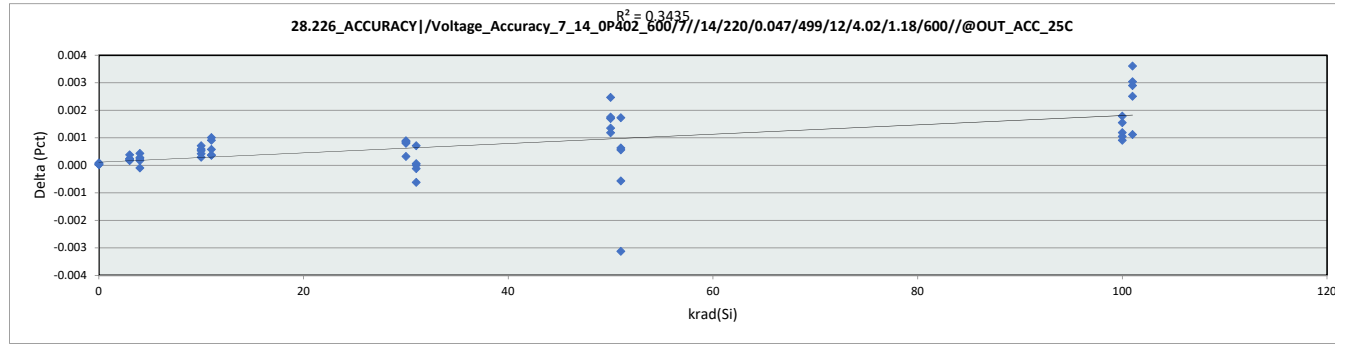
HDR Report  
TPS7H1111-QMLP

101	24	0.001	0.003	0.003
101	25	-0.001	0.003	0.004
	Max	0.005	0.007	0.004
	Average	0.002	0.002	0.001
	Min	-0.001	-0.002	-0.003
	Std Dev	0.002	0.002	0.001

# HDR Report TPS7H1111-QMLP

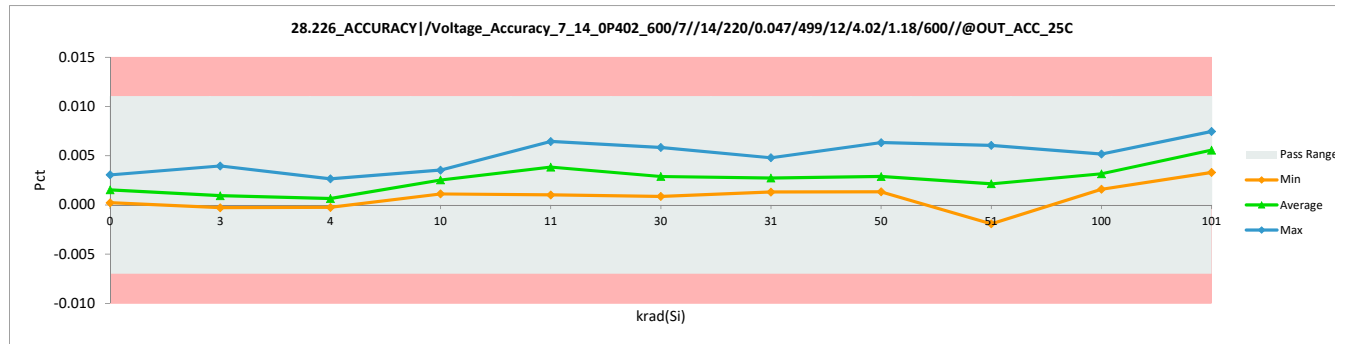
		28.226_ACCURACY /Voltage	
Test Site		Dallas	Dallas
Tester		ETS-364	ETS-364
Test Number		EB6938	EB6938
Unit		Pct	Pct
Max Limit		0.011	0.011
Min Limit		-0.007	-0.007

krad(Si)	Serial #	Pre	Post	Delta
0	51	0.002	0.002	0.000
0	52	0.000	0.000	0.000
0	53	0.003	0.003	0.000
0	54	0.000	0.000	0.000
0	55	0.002	0.002	0.000
3	26	0.000	0.001	0.000
3	27	0.000	0.000	0.000
3	28	0.004	0.004	0.000
3	29	0.000	0.000	0.000
3	30	0.000	0.000	0.000
4	1	0.000	0.000	0.000
4	2	0.000	0.000	0.000
4	3	0.002	0.003	0.000
4	4	0.001	0.001	0.000
4	5	-0.001	0.000	0.000
10	31	0.001	0.001	0.000
10	32	0.003	0.003	0.001
10	33	0.002	0.002	0.000
10	34	0.003	0.004	0.001
10	35	0.002	0.002	0.001
11	6	0.005	0.006	0.001
11	7	0.004	0.005	0.001
11	8	0.004	0.005	0.000
11	9	0.001	0.002	0.001
11	10	0.001	0.001	0.000
30	36	0.002	0.003	0.001
30	37	0.002	0.002	0.001
30	38	0.002	0.002	0.000
30	39	0.005	0.006	0.001
30	40	0.000	0.001	0.001
31	15	0.001	0.002	0.001
31	16	0.002	0.001	-0.001
31	17	0.003	0.003	0.000
31	18	0.005	0.005	0.000
31	19	0.002	0.002	0.000
50	41	0.001	0.002	0.002
50	42	0.005	0.006	0.002
50	43	0.001	0.003	0.002
50	44	0.000	0.001	0.001
50	45	0.000	0.001	0.001
51	11	0.001	-0.002	-0.003
51	12	0.004	0.004	-0.001
51	13	0.002	0.002	0.001
51	14	0.004	0.006	0.002
51	20	0.000	0.000	0.001
100	46	0.004	0.005	0.001
100	47	0.000	0.002	0.002
100	48	0.003	0.005	0.001
100	49	0.001	0.002	0.001
100	50	0.000	0.002	0.002
101	21	0.004	0.007	0.003
101	22	0.005	0.006	0.001
101	23	0.005	0.007	0.003



		28.226_ACCURACY	
Test Site		Dallas	
Tester		ETS-364	
Test Number		EB6938	
Max Limit		0.011	Pct
Min Limit		-0.007	Pct

krad(Si)	0	3	4	10	11	30	31	50	51	100	101
LL	-0.007	-0.007	-0.007	-0.007	-0.007	-0.007	-0.007	-0.007	-0.007	-0.007	-0.007
Min	0.000	0.000	0.000	0.001	0.001	0.001	0.001	0.001	-0.002	0.002	0.003
Average	0.002	0.001	0.001	0.003	0.004	0.003	0.003	0.003	0.002	0.003	0.006
Max	0.003	0.004	0.003	0.004	0.006	0.006	0.005	0.006	0.006	0.005	0.007
UL	0.011	0.011	0.011	0.011	0.011	0.011	0.011	0.011	0.011	0.011	0.011



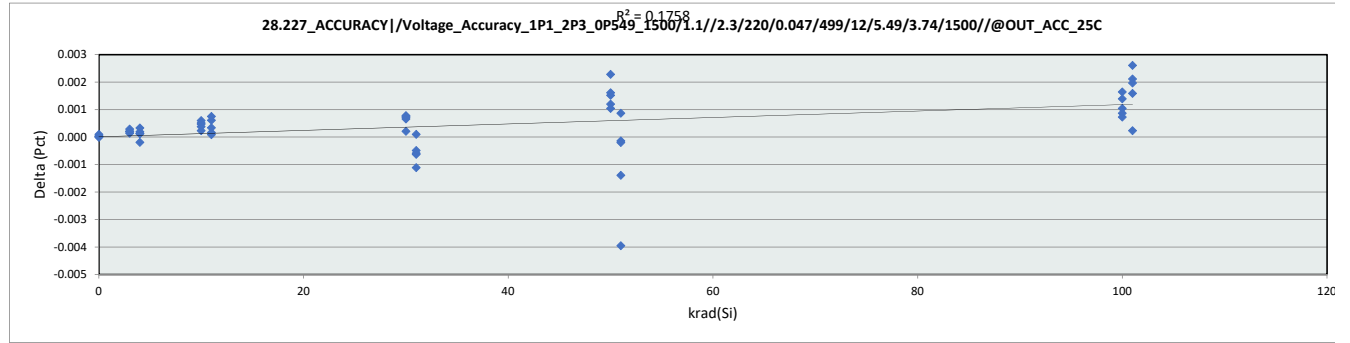
HDR Report  
TPS7H1111-QMLP

101	24	0.001	0.004	0.003
101	25	0.000	0.003	0.004
	Max	0.005	0.007	0.004
	Average	0.002	0.003	0.001
	Min	-0.001	-0.002	-0.003
	Std Dev	0.002	0.002	0.001

# HDR Report TPS7H1111-QMLP

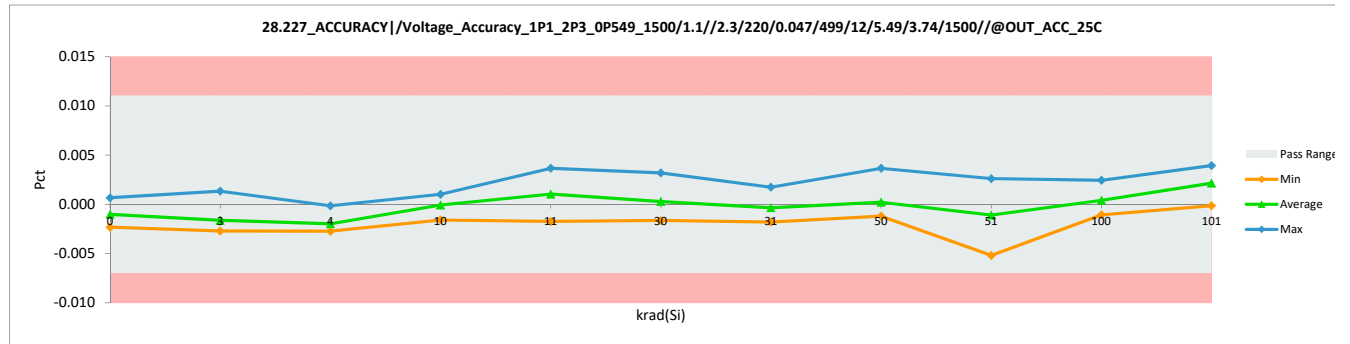
		28.227_ACCURACY /Voltage	
Test Site		Dallas	Dallas
Tester		ETS-364	ETS-364
Test Number		EB6938	EB6938
Unit		Pct	Pct
Max Limit		0.011	0.011
Min Limit		-0.007	-0.007

krad(Si)	Serial #	Pre	Post	Delta
0	51	0.000	0.000	0.000
0	52	-0.002	-0.002	0.000
0	53	0.001	0.001	0.000
0	54	-0.002	-0.002	0.000
0	55	-0.001	-0.001	0.000
3	26	-0.002	-0.002	0.000
3	27	-0.003	-0.003	0.000
3	28	0.001	0.001	0.000
3	29	-0.003	-0.002	0.000
3	30	-0.003	-0.002	0.000
4	1	-0.002	-0.002	0.000
4	2	-0.003	-0.003	0.000
4	3	0.000	0.000	0.000
4	4	-0.002	-0.002	0.000
4	5	-0.003	-0.003	0.000
10	31	-0.002	-0.002	0.000
10	32	0.000	0.001	0.001
10	33	-0.001	0.000	0.000
10	34	0.001	0.001	0.000
10	35	-0.001	0.000	0.001
11	6	0.003	0.004	0.001
11	7	0.002	0.002	0.000
11	8	0.002	0.002	0.000
11	9	-0.002	-0.001	0.001
11	10	-0.002	-0.002	0.000
30	36	0.000	0.001	0.001
30	37	-0.001	0.000	0.001
30	38	-0.001	-0.001	0.000
30	39	0.003	0.003	0.001
30	40	-0.002	-0.002	0.001
31	15	-0.001	-0.001	0.000
31	16	-0.001	-0.002	-0.001
31	17	0.001	0.000	0.000
31	18	0.002	0.002	-0.001
31	19	0.000	-0.001	-0.001
50	41	-0.002	-0.001	0.002
50	42	0.002	0.004	0.002
50	43	-0.002	0.000	0.002
50	44	-0.002	-0.001	0.001
50	45	-0.002	-0.001	0.001
51	11	-0.001	-0.005	-0.004
51	12	0.002	0.001	-0.001
51	13	-0.001	-0.001	0.000
51	14	0.002	0.003	0.001
51	20	-0.002	-0.003	0.000
100	46	0.002	0.002	0.001
100	47	-0.002	-0.001	0.001
100	48	0.001	0.002	0.001
100	49	-0.001	0.000	0.001
100	50	-0.003	-0.001	0.002
101	21	0.002	0.004	0.002
101	22	0.003	0.003	0.000
101	23	0.002	0.004	0.002



		28.227_ACCURACY /	
Test Site		Dallas	
Tester		ETS-364	
Test Number		EB6938	
Max Limit		0.011	Pct
Min Limit		-0.007	Pct

krad(Si)	0	3	4	10	11	30	31	50	51	100	101
LL	-0.007	-0.007	-0.007	-0.007	-0.007	-0.007	-0.007	-0.007	-0.007	-0.007	-0.007
Min	-0.002	-0.003	-0.003	-0.002	-0.002	-0.002	-0.002	-0.001	-0.005	-0.001	0.000
Average	-0.001	-0.002	-0.002	0.000	0.001	0.000	0.000	0.000	-0.001	0.000	0.002
Max	0.001	0.001	0.000	0.001	0.004	0.003	0.002	0.004	0.003	0.002	0.004
UL	0.011	0.011	0.011	0.011	0.011	0.011	0.011	0.011	0.011	0.011	0.011



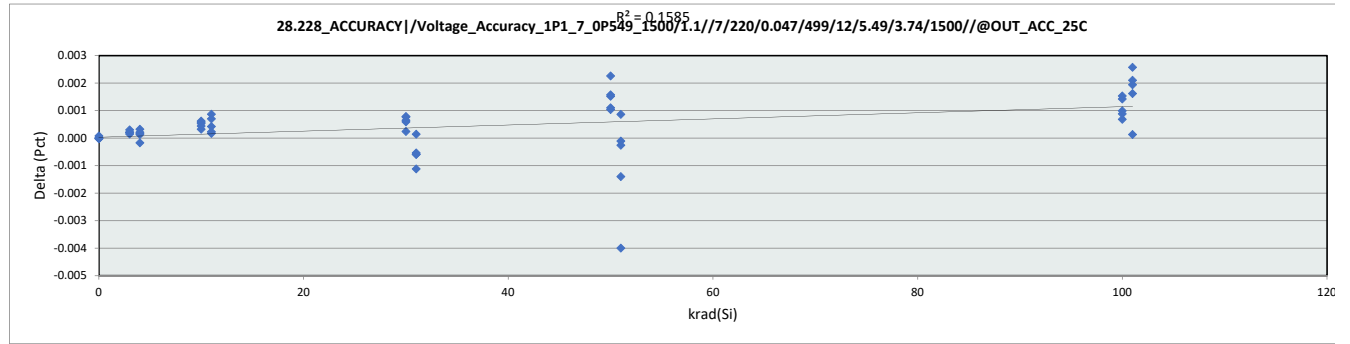
### HDR Report TPS7H1111-QMLP

101	24	-0.002	0.000	0.002
101	25	-0.003	0.000	0.003
	Max	0.003	0.004	0.003
	Average	-0.001	0.000	0.000
	Min	-0.003	-0.005	-0.004
	Std Dev	0.002	0.002	0.001

# HDR Report TPS7H1111-QMLP

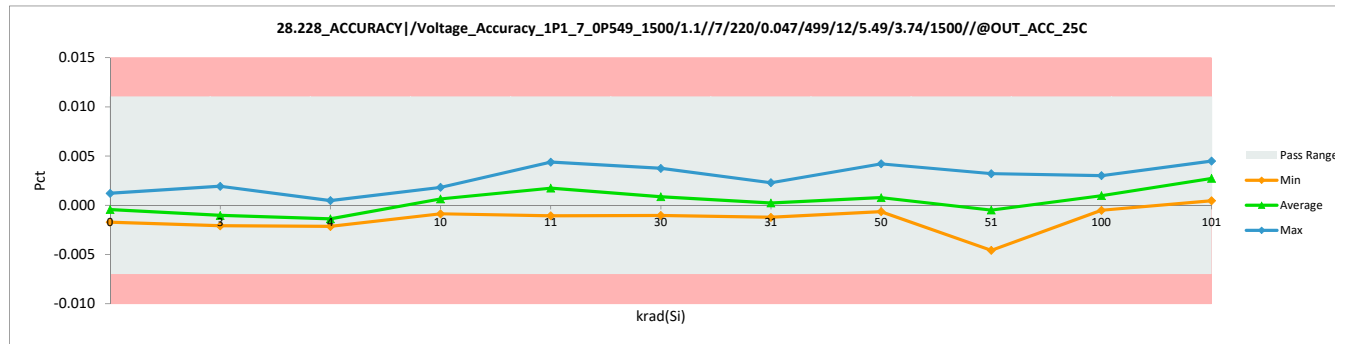
		28.228_ACCURACY /Voltage	
Test Site		Dallas	Dallas
Tester		ETS-364	ETS-364
Test Number		EB6938	EB6938
Unit		Pct	Pct
Max Limit		0.011	0.011
Min Limit		-0.007	-0.007

krad(Si)	Serial #	Pre	Post	Delta
0	51	0.000	0.000	0.000
0	52	-0.002	-0.002	0.000
0	53	0.001	0.001	0.000
0	54	-0.002	-0.002	0.000
0	55	0.000	0.000	0.000
3	26	-0.002	-0.001	0.000
3	27	-0.002	-0.002	0.000
3	28	0.002	0.002	0.000
3	29	-0.002	-0.002	0.000
3	30	-0.002	-0.002	0.000
4	1	-0.002	-0.002	0.000
4	2	-0.002	-0.002	0.000
4	3	0.000	0.000	0.000
4	4	-0.001	-0.001	0.000
4	5	-0.002	-0.002	0.000
10	31	-0.001	-0.001	0.000
10	32	0.001	0.002	0.001
10	33	0.000	0.000	0.000
10	34	0.001	0.002	0.001
10	35	0.000	0.000	0.001
11	6	0.004	0.004	0.001
11	7	0.003	0.003	0.000
11	8	0.002	0.003	0.000
11	9	-0.001	0.000	0.001
11	10	-0.001	-0.001	0.000
30	36	0.001	0.001	0.001
30	37	0.000	0.000	0.001
30	38	0.000	0.000	0.000
30	39	0.003	0.004	0.001
30	40	-0.002	-0.001	0.001
31	15	-0.001	-0.001	0.000
31	16	0.000	-0.001	-0.001
31	17	0.002	0.001	-0.001
31	18	0.003	0.002	-0.001
31	19	0.000	0.000	-0.001
50	41	-0.001	0.000	0.002
50	42	0.003	0.004	0.002
50	43	-0.001	0.001	0.002
50	44	-0.002	-0.001	0.001
50	45	-0.002	-0.001	0.001
51	11	-0.001	-0.005	-0.004
51	12	0.003	0.001	-0.001
51	13	0.000	0.000	0.000
51	14	0.002	0.003	0.001
51	20	-0.002	-0.002	0.000
100	46	0.002	0.003	0.001
100	47	-0.002	0.000	0.001
100	48	0.001	0.002	0.001
100	49	-0.001	0.000	0.001
100	50	-0.002	-0.001	0.002
101	21	0.002	0.004	0.002
101	22	0.003	0.003	0.000
101	23	0.003	0.004	0.002



		28.228_ACCURACY /Voltage	
Test Site		Dallas	Dallas
Tester		ETS-364	ETS-364
Test Number		EB6938	EB6938
Max Limit		0.011	Pct
Min Limit		-0.007	Pct

krad(Si)	0	3	4	10	11	30	31	50	51	100	101
LL	-0.007	-0.007	-0.007	-0.007	-0.007	-0.007	-0.007	-0.007	-0.007	-0.007	-0.007
Min	-0.002	-0.002	-0.002	-0.001	-0.001	-0.001	-0.001	-0.001	-0.005	-0.001	0.000
Average	0.000	-0.001	-0.001	0.001	0.002	0.001	0.000	0.001	0.000	0.001	0.003
Max	0.001	0.002	0.000	0.002	0.004	0.004	0.002	0.004	0.003	0.003	0.004
UL	0.011	0.011	0.011	0.011	0.011	0.011	0.011	0.011	0.011	0.011	0.011



### HDR Report TPS7H1111-QMLP

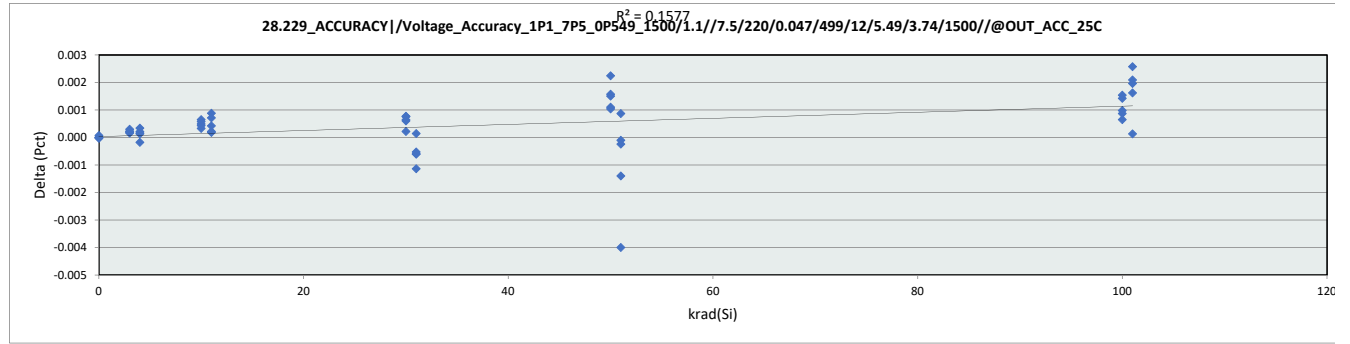
101	24	-0.001	0.001	0.002
101	25	-0.002	0.000	0.003
	Max	0.004	0.004	0.003
	Average	0.000	0.000	0.000
	Min	-0.002	-0.005	-0.004
	Std Dev	0.002	0.002	0.001



# HDR Report TPS7H1111-QMLP

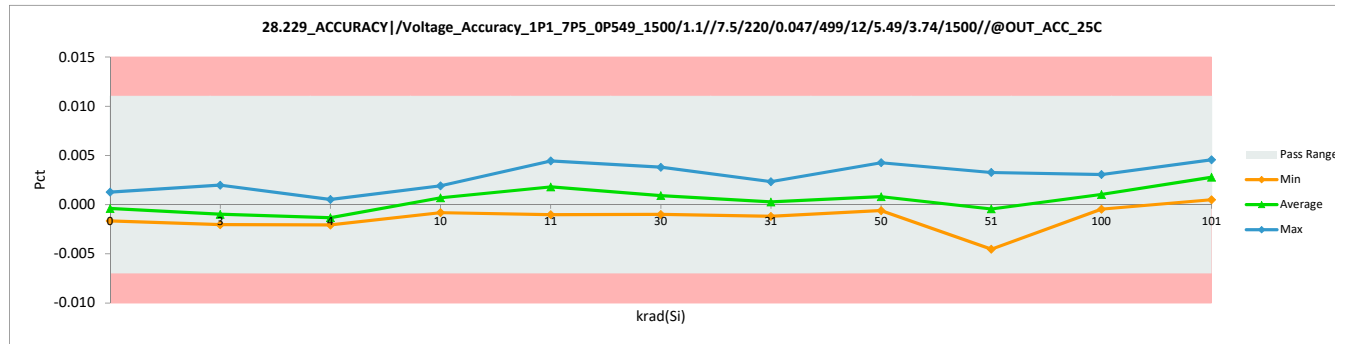
		28.229_ACCURACY /Voltage	
Test Site		Dallas	Dallas
Tester		ETS-364	ETS-364
Test Number		EB6938	EB6938
Unit		Pct	Pct
Max Limit		0.011	0.011
Min Limit		-0.007	-0.007

krad(Si)	Serial #	Pre	Post	Delta
0	51	0.000	0.000	0.000
0	52	-0.002	-0.002	0.000
0	53	0.001	0.001	0.000
0	54	-0.002	-0.002	0.000
0	55	0.000	0.000	0.000
3	26	-0.002	-0.001	0.000
3	27	-0.002	-0.002	0.000
3	28	0.002	0.002	0.000
3	29	-0.002	-0.002	0.000
3	30	-0.002	-0.002	0.000
4	1	-0.002	-0.002	0.000
4	2	-0.002	-0.002	0.000
4	3	0.000	0.001	0.000
4	4	-0.001	-0.001	0.000
4	5	-0.002	-0.002	0.000
10	31	-0.001	-0.001	0.000
10	32	0.001	0.002	0.001
10	33	0.000	0.001	0.000
10	34	0.001	0.002	0.001
10	35	0.000	0.000	0.000
11	6	0.004	0.004	0.001
11	7	0.003	0.003	0.000
11	8	0.002	0.003	0.000
11	9	-0.001	0.000	0.001
11	10	-0.001	-0.001	0.000
30	36	0.001	0.001	0.001
30	37	0.000	0.000	0.001
30	38	0.000	0.000	0.000
30	39	0.003	0.004	0.001
30	40	-0.002	-0.001	0.001
31	15	-0.001	0.000	0.000
31	16	0.000	-0.001	-0.001
31	17	0.002	0.001	-0.001
31	18	0.003	0.002	-0.001
31	19	0.000	0.000	-0.001
50	41	-0.001	0.000	0.001
50	42	0.003	0.004	0.002
50	43	-0.001	0.001	0.002
50	44	-0.002	-0.001	0.001
50	45	-0.002	-0.001	0.001
51	11	-0.001	-0.005	-0.004
51	12	0.003	0.001	-0.001
51	13	0.000	0.000	0.000
51	14	0.002	0.003	0.001
51	20	-0.002	-0.002	0.000
100	46	0.002	0.003	0.001
100	47	-0.001	0.000	0.001
100	48	0.001	0.002	0.001
100	49	-0.001	0.000	0.001
100	50	-0.002	0.000	0.002
101	21	0.002	0.004	0.002
101	22	0.003	0.004	0.000
101	23	0.003	0.005	0.002



		28.229_ACCURACY /	
Test Site		Dallas	
Tester		ETS-364	
Test Number		EB6938	
Max Limit		0.011	Pct
Min Limit		-0.007	Pct

krad(Si)	0	3	4	10	11	30	31	50	51	100	101
LL	-0.007	-0.007	-0.007	-0.007	-0.007	-0.007	-0.007	-0.007	-0.007	-0.007	-0.007
Min	-0.002	-0.002	-0.002	-0.001	-0.001	-0.001	-0.001	-0.001	-0.005	0.000	0.001
Average	0.000	-0.001	-0.001	0.001	0.002	0.001	0.000	0.001	0.000	0.001	0.003
Max	0.001	0.002	0.001	0.002	0.004	0.004	0.002	0.004	0.003	0.003	0.005
UL	0.011	0.011	0.011	0.011	0.011	0.011	0.011	0.011	0.011	0.011	0.011



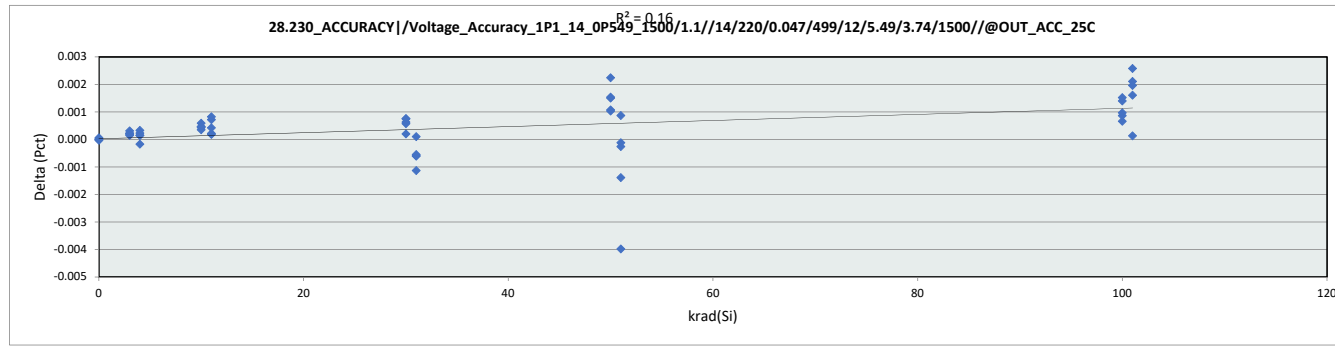
### HDR Report TPS7H1111-QMLP

101	24	-0.001	0.001	0.002
101	25	-0.002	0.001	0.003
	Max	0.004	0.005	0.003
	Average	0.000	0.000	0.000
	Min	-0.002	-0.005	-0.004
	Std Dev	0.002	0.002	0.001

# HDR Report TPS7H1111-QMLP

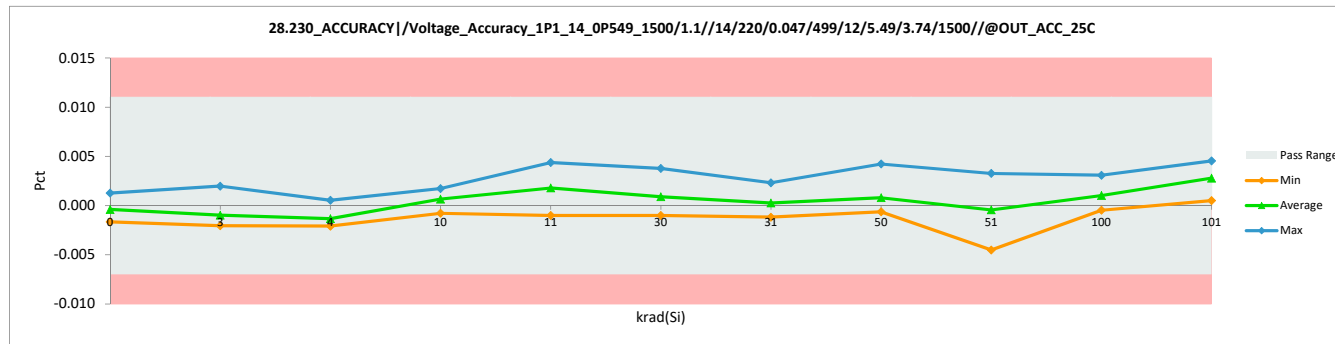
28.230_ACCURACY /Voltage		
Test Site	Dallas	Dallas
Tester	ETS-364	ETS-364
Test Number	EB6938	EB6938
Unit	Pct	Pct
Max Limit	0.011	0.011
Min Limit	-0.007	-0.007

krad(Si)	Serial #	Pre	Post	Delta
0	51	0.000	0.000	0.000
0	52	-0.002	-0.002	0.000
0	53	0.001	0.001	0.000
0	54	-0.002	-0.002	0.000
0	55	0.000	0.000	0.000
3	26	-0.002	-0.001	0.000
3	27	-0.002	-0.002	0.000
3	28	0.002	0.002	0.000
3	29	-0.002	-0.002	0.000
3	30	-0.002	-0.002	0.000
4	1	-0.002	-0.002	0.000
4	2	-0.002	-0.002	0.000
4	3	0.000	0.001	0.000
4	4	-0.001	-0.001	0.000
4	5	-0.002	-0.002	0.000
10	31	-0.001	-0.001	0.000
10	32	0.001	0.002	0.001
10	33	0.000	0.001	0.000
10	34	0.001	0.002	0.000
10	35	0.000	0.000	0.000
11	6	0.004	0.004	0.001
11	7	0.003	0.003	0.000
11	8	0.002	0.003	0.000
11	9	-0.001	0.000	0.001
11	10	-0.001	-0.001	0.000
30	36	0.001	0.001	0.001
30	37	0.000	0.000	0.001
30	38	0.000	0.000	0.000
30	39	0.003	0.004	0.001
30	40	-0.002	-0.001	0.001
31	15	-0.001	-0.001	0.000
31	16	0.000	-0.001	-0.001
31	17	0.002	0.001	-0.001
31	18	0.003	0.002	-0.001
31	19	0.000	0.000	-0.001
50	41	-0.001	0.000	0.002
50	42	0.003	0.004	0.002
50	43	-0.001	0.001	0.002
50	44	-0.002	-0.001	0.001
50	45	-0.002	-0.001	0.001
51	11	-0.001	-0.005	-0.004
51	12	0.003	0.001	-0.001
51	13	0.000	0.000	0.000
51	14	0.002	0.003	0.001
51	20	-0.002	-0.002	0.000
100	46	0.002	0.003	0.001
100	47	-0.001	0.000	0.001
100	48	0.001	0.002	0.001
100	49	-0.001	0.000	0.001
100	50	-0.002	0.000	0.002
101	21	0.002	0.004	0.002
101	22	0.003	0.004	0.000
101	23	0.003	0.005	0.002



28.230_ACCURACY /		
Test Site	Dallas	
Tester	ETS-364	
Test Number	EB6938	
Max Limit	0.011	Pct
Min Limit	-0.007	Pct

krad(Si)	0	3	4	10	11	30	31	50	51	100	101
LL	-0.007	-0.007	-0.007	-0.007	-0.007	-0.007	-0.007	-0.007	-0.007	-0.007	-0.007
Min	-0.002	-0.002	-0.002	-0.001	-0.001	-0.001	-0.001	-0.001	-0.005	0.000	0.001
Average	0.000	-0.001	-0.001	0.001	0.002	0.001	0.000	0.001	0.000	0.001	0.003
Max	0.001	0.002	0.001	0.002	0.004	0.004	0.002	0.004	0.003	0.003	0.005
UL	0.011	0.011	0.011	0.011	0.011	0.011	0.011	0.011	0.011	0.011	0.011



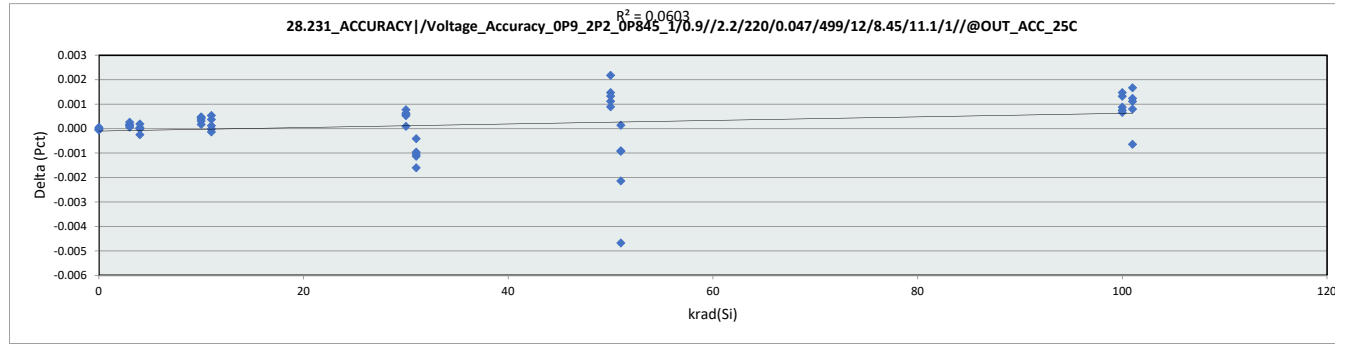
### HDR Report TPS7H1111-QMLP

101	24	-0.001	0.001	0.002
101	25	-0.002	0.001	0.003
	Max	0.004	0.005	0.003
	Average	0.000	0.000	0.000
	Min	-0.002	-0.005	-0.004
	Std Dev	0.002	0.002	0.001

# HDR Report TPS7H1111-QMLP

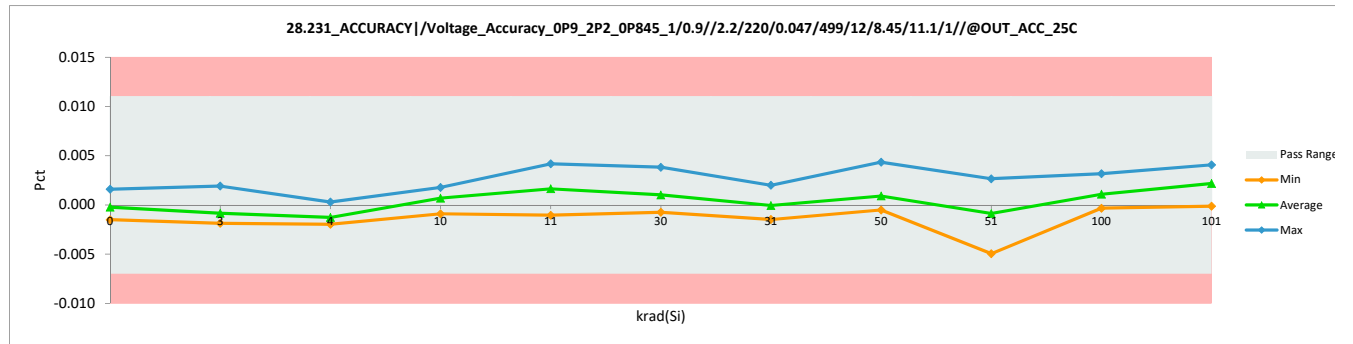
28.231_ACCURACY /Voltage		
Test Site	Dallas	Dallas
Tester	ETS-364	ETS-364
Test Number	EB6938	EB6938
Unit	Pct	Pct
Max Limit	0.011	0.011
Min Limit	-0.007	-0.007

krad(Si)	Serial #	Pre	Post	Delta
0	51	0.000	0.000	0.000
0	52	-0.001	-0.002	0.000
0	53	0.002	0.002	0.000
0	54	-0.001	-0.001	0.000
0	55	0.000	0.000	0.000
3	26	-0.001	-0.001	0.000
3	27	-0.002	-0.002	0.000
3	28	0.002	0.002	0.000
3	29	-0.002	-0.001	0.000
3	30	-0.002	-0.002	0.000
4	1	-0.002	-0.002	0.000
4	2	-0.002	-0.002	0.000
4	3	0.000	0.000	0.000
4	4	-0.001	-0.001	0.000
4	5	-0.002	-0.002	0.000
10	31	-0.001	-0.001	0.000
10	32	0.001	0.002	0.000
10	33	0.000	0.001	0.000
10	34	0.001	0.002	0.000
10	35	0.000	0.000	0.000
11	6	0.004	0.004	0.001
11	7	0.003	0.003	0.000
11	8	0.003	0.003	0.000
11	9	-0.001	0.000	0.000
11	10	-0.001	-0.001	0.000
30	36	0.001	0.001	0.001
30	37	0.000	0.000	0.001
30	38	0.000	0.000	0.000
30	39	0.003	0.004	0.001
30	40	-0.001	-0.001	0.001
31	15	0.000	-0.001	0.000
31	16	0.000	-0.001	-0.002
31	17	0.002	0.001	-0.001
31	18	0.003	0.002	-0.001
31	19	0.000	-0.001	-0.001
50	41	-0.001	0.000	0.001
50	42	0.003	0.004	0.001
50	43	-0.001	0.001	0.002
50	44	-0.001	0.000	0.001
50	45	-0.001	-0.001	0.001
51	11	0.000	-0.005	-0.005
51	12	0.003	0.001	-0.002
51	13	0.000	-0.001	-0.001
51	14	0.003	0.003	0.000
51	20	-0.001	-0.002	-0.001
100	46	0.003	0.003	0.001
100	47	-0.001	0.000	0.001
100	48	0.001	0.002	0.001
100	49	-0.001	0.000	0.001
100	50	-0.002	0.000	0.001
101	21	0.003	0.004	0.001
101	22	0.003	0.003	-0.001
101	23	0.003	0.004	0.001



28.231_ACCURACY		
Test Site	Dallas	
Tester	ETS-364	
Test Number	EB6938	
Max Limit	0.011	Pct
Min Limit	-0.007	Pct

krad(Si)	0	3	4	10	11	30	31	50	51	100	101
LL	-0.007	-0.007	-0.007	-0.007	-0.007	-0.007	-0.007	-0.007	-0.007	-0.007	-0.007
Min	-0.002	-0.002	-0.002	-0.001	-0.001	-0.001	-0.001	-0.001	-0.005	0.000	0.000
Average	0.000	-0.001	-0.001	0.001	0.002	0.001	0.000	0.001	-0.001	0.001	0.002
Max	0.002	0.002	0.000	0.002	0.004	0.004	0.002	0.004	0.003	0.003	0.004
UL	0.011	0.011	0.011	0.011	0.011	0.011	0.011	0.011	0.011	0.011	0.011



### HDR Report TPS7H1111-QMLP

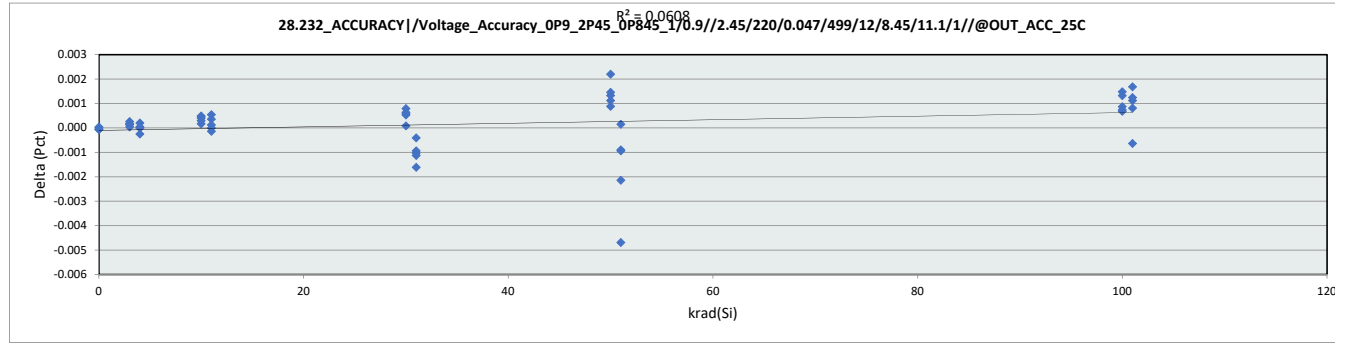
101	24	-0.001	0.000	0.001
101	25	-0.002	0.000	0.002
	Max	0.004	0.004	0.002
	Average	0.000	0.000	0.000
	Min	-0.002	-0.005	-0.005
	Std Dev	0.002	0.002	0.001

# HDR Report TPS7H1111-QMLP

## 28.232\_ACCURACY|/Voltage

Test Site	Dallas	Dallas
Tester	ETS-364	ETS-364
Test Number	EB6938	EB6938
Unit	Pct	Pct
Max Limit	0.011	0.011
Min Limit	-0.007	-0.007

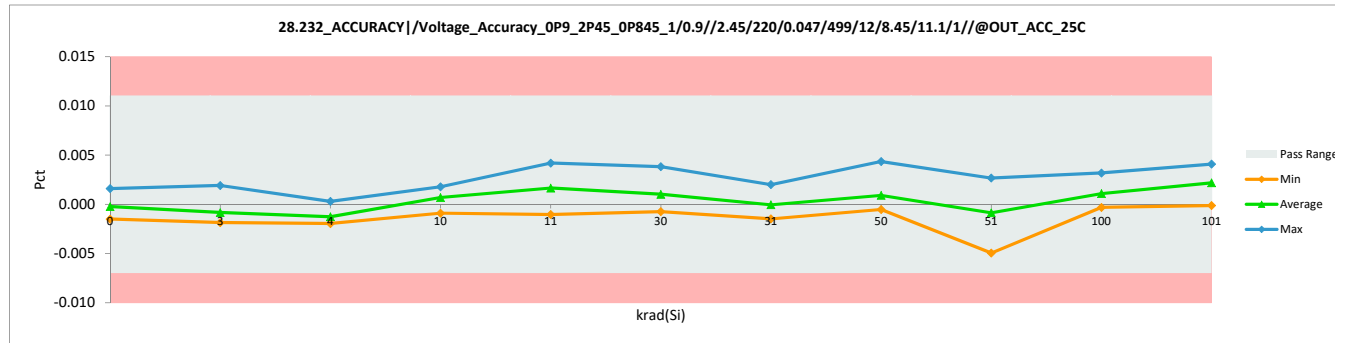
krad(Si)	Serial #	Pre	Post	Delta
0	51	0.000	0.000	0.000
0	52	-0.001	-0.002	0.000
0	53	0.002	0.002	0.000
0	54	-0.001	-0.001	0.000
0	55	0.000	0.000	0.000
3	26	-0.001	-0.001	0.000
3	27	-0.002	-0.002	0.000
3	28	0.002	0.002	0.000
3	29	-0.002	-0.001	0.000
3	30	-0.002	-0.002	0.000
4	1	-0.002	-0.002	0.000
4	2	-0.002	-0.002	0.000
4	3	0.000	0.000	0.000
4	4	-0.001	-0.001	0.000
4	5	-0.002	-0.002	0.000
10	31	-0.001	-0.001	0.000
10	32	0.001	0.002	0.000
10	33	0.000	0.001	0.000
10	34	0.001	0.002	0.000
10	35	0.000	0.000	0.000
11	6	0.004	0.004	0.001
11	7	0.003	0.003	0.000
11	8	0.003	0.003	0.000
11	9	-0.001	0.000	0.000
11	10	-0.001	-0.001	0.000
30	36	0.001	0.001	0.001
30	37	0.000	0.000	0.001
30	38	0.000	0.000	0.000
30	39	0.003	0.004	0.001
30	40	-0.001	-0.001	0.001
31	15	0.000	-0.001	0.000
31	16	0.000	-0.001	-0.002
31	17	0.002	0.001	-0.001
31	18	0.003	0.002	-0.001
31	19	0.000	-0.001	-0.001
50	41	-0.001	0.000	0.001
50	42	0.003	0.004	0.001
50	43	-0.001	0.001	0.002
50	44	-0.001	0.000	0.001
50	45	-0.001	-0.001	0.001
51	11	0.000	-0.005	-0.005
51	12	0.003	0.001	-0.002
51	13	0.000	-0.001	-0.001
51	14	0.003	0.003	0.000
51	20	-0.001	-0.002	-0.001
100	46	0.002	0.003	0.001
100	47	-0.001	0.000	0.001
100	48	0.001	0.002	0.001
100	49	-0.001	0.000	0.001
100	50	-0.002	0.000	0.001
101	21	0.003	0.004	0.001
101	22	0.004	0.003	-0.001
101	23	0.003	0.004	0.001



## 28.232\_ACCURACY|/

Test Site	Dallas
Tester	ETS-364
Test Number	EB6938
Max Limit	0.011 Pct
Min Limit	-0.007 Pct

krad(Si)	0	3	4	10	11	30	31	50	51	100	101
LL	-0.007	-0.007	-0.007	-0.007	-0.007	-0.007	-0.007	-0.007	-0.007	-0.007	-0.007
Min	-0.002	-0.002	-0.002	-0.001	-0.001	-0.001	-0.001	-0.001	-0.005	0.000	0.000
Average	0.000	-0.001	-0.001	0.001	0.002	0.001	0.000	0.001	-0.001	0.001	0.002
Max	0.002	0.002	0.000	0.002	0.004	0.004	0.002	0.004	0.003	0.003	0.004
UL	0.011	0.011	0.011	0.011	0.011	0.011	0.011	0.011	0.011	0.011	0.011



### HDR Report TPS7H1111-QMLP

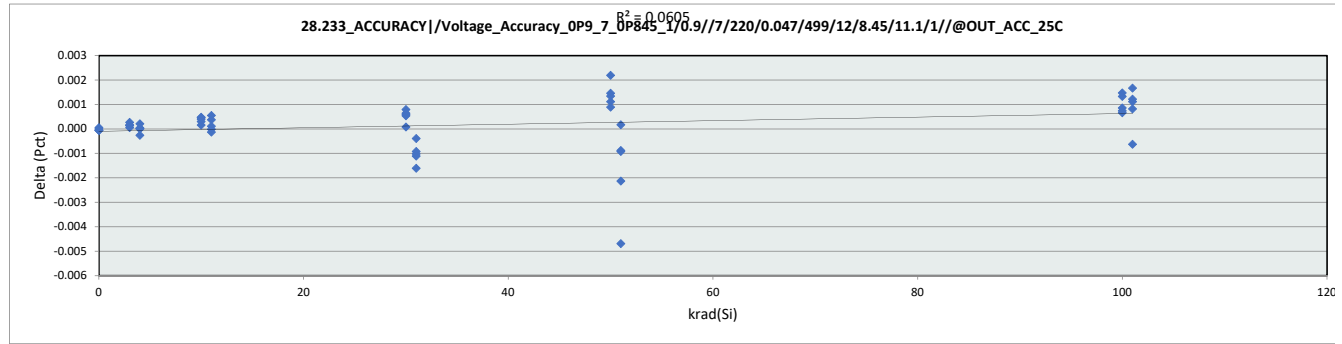
101	24	-0.001	0.000	0.001
101	25	-0.002	0.000	0.002
	Max	0.004	0.004	0.002
	Average	0.000	0.000	0.000
	Min	-0.002	-0.005	-0.005
	Std Dev	0.002	0.002	0.001



# HDR Report TPS7H1111-QMLP

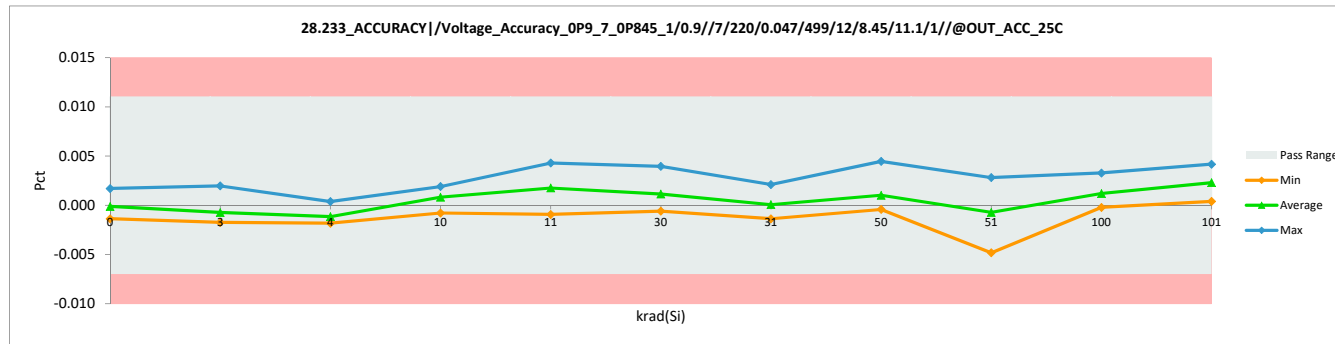
		28.233_ACCURACY /Voltage	
Test Site		Dallas	Dallas
Tester		ETS-364	ETS-364
Test Number		EB6938	EB6938
Unit		Pct	Pct
Max Limit		0.011	0.011
Min Limit		-0.007	-0.007

krad(Si)	Serial #	Pre	Post	Delta
0	51	0.001	0.000	0.000
0	52	-0.001	-0.001	0.000
0	53	0.002	0.002	0.000
0	54	-0.001	-0.001	0.000
0	55	0.000	0.000	0.000
3	26	-0.001	-0.001	0.000
3	27	-0.002	-0.002	0.000
3	28	0.002	0.002	0.000
3	29	-0.002	-0.001	0.000
3	30	-0.002	-0.001	0.000
4	1	-0.002	-0.002	0.000
4	2	-0.002	-0.002	0.000
4	3	0.000	0.000	0.000
4	4	-0.001	-0.001	0.000
4	5	-0.002	-0.002	0.000
10	31	-0.001	-0.001	0.000
10	32	0.001	0.002	0.000
10	33	0.000	0.001	0.000
10	34	0.002	0.002	0.000
10	35	0.000	0.000	0.000
11	6	0.004	0.004	0.001
11	7	0.003	0.003	0.000
11	8	0.003	0.003	0.000
11	9	-0.001	0.000	0.000
11	10	-0.001	-0.001	0.000
30	36	0.001	0.002	0.001
30	37	0.000	0.001	0.001
30	38	0.000	0.000	0.000
30	39	0.003	0.004	0.001
30	40	-0.001	-0.001	0.001
31	15	0.000	-0.001	0.000
31	16	0.000	-0.001	-0.002
31	17	0.002	0.001	-0.001
31	18	0.003	0.002	-0.001
31	19	0.000	-0.001	-0.001
50	41	-0.001	0.000	0.001
50	42	0.003	0.004	0.001
50	43	-0.001	0.001	0.002
50	44	-0.001	0.000	0.001
50	45	-0.001	0.000	0.001
51	11	0.000	-0.005	-0.005
51	12	0.003	0.001	-0.002
51	13	0.000	-0.001	-0.001
51	14	0.003	0.003	0.000
51	20	-0.001	-0.002	-0.001
100	46	0.003	0.003	0.001
100	47	-0.001	0.000	0.001
100	48	0.002	0.002	0.001
100	49	0.000	0.000	0.001
100	50	-0.002	0.000	0.001
101	21	0.003	0.004	0.001
101	22	0.004	0.003	-0.001
101	23	0.003	0.004	0.001



		28.233_ACCURACY /	
Test Site		Dallas	
Tester		ETS-364	
Test Number		EB6938	
Max Limit		0.011	Pct
Min Limit		-0.007	Pct

krad(Si)	0	3	4	10	11	30	31	50	51	100	101
LL	-0.007	-0.007	-0.007	-0.007	-0.007	-0.007	-0.007	-0.007	-0.007	-0.007	-0.007
Min	-0.001	-0.002	-0.002	-0.001	-0.001	-0.001	-0.001	0.000	-0.005	0.000	0.000
Average	0.000	-0.001	-0.001	0.001	0.002	0.001	0.000	0.001	-0.001	0.001	0.002
Max	0.002	0.002	0.000	0.002	0.004	0.004	0.002	0.004	0.003	0.003	0.004
UL	0.011	0.011	0.011	0.011	0.011	0.011	0.011	0.011	0.011	0.011	0.011



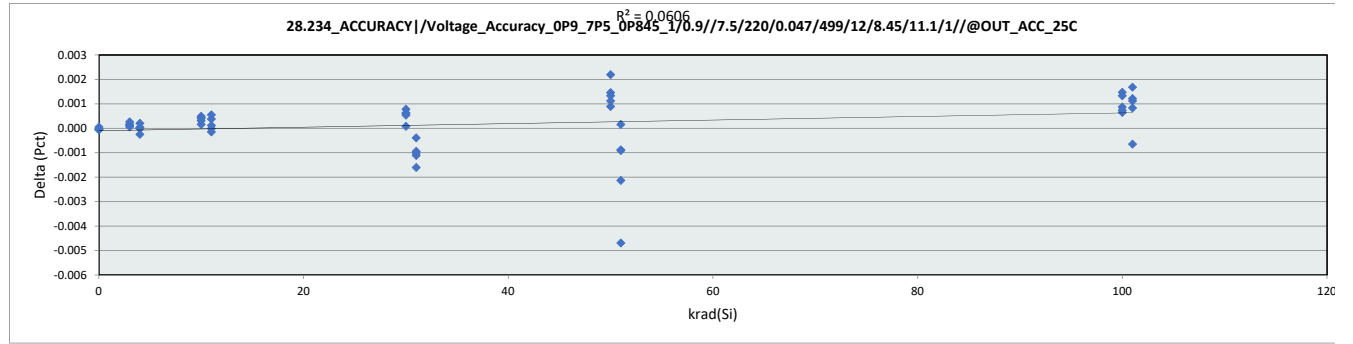
### HDR Report TPS7H1111-QMLP

101	24	-0.001	0.000	0.001
101	25	-0.002	0.000	0.002
	Max	0.004	0.004	0.002
	Average	0.000	0.001	0.000
	Min	-0.002	-0.005	-0.005
	Std Dev	0.002	0.002	0.001

# HDR Report TPS7H1111-QMLP

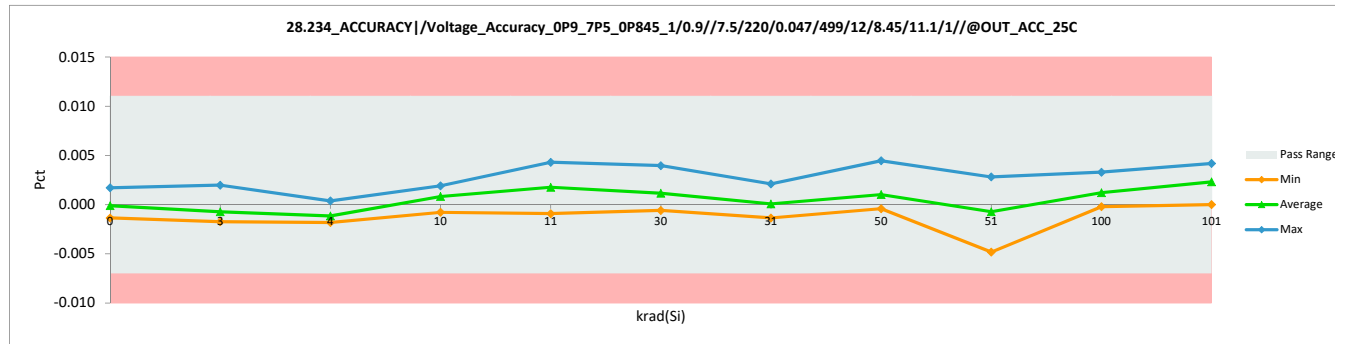
		28.234_ACCURACY /Voltage	
Test Site		Dallas	Dallas
Tester		ETS-364	ETS-364
Test Number		EB6938	EB6938
Unit		Pct	Pct
Max Limit		0.011	0.011
Min Limit		-0.007	-0.007

krad(Si)	Serial #	Pre	Post	Delta
0	51	0.001	0.000	0.000
0	52	-0.001	-0.001	0.000
0	53	0.002	0.002	0.000
0	54	-0.001	-0.001	0.000
0	55	0.000	0.000	0.000
3	26	-0.001	-0.001	0.000
3	27	-0.002	-0.002	0.000
3	28	0.002	0.002	0.000
3	29	-0.002	-0.001	0.000
3	30	-0.002	-0.001	0.000
4	1	-0.002	-0.002	0.000
4	2	-0.002	-0.002	0.000
4	3	0.000	0.000	0.000
4	4	-0.001	-0.001	0.000
4	5	-0.002	-0.002	0.000
10	31	-0.001	-0.001	0.000
10	32	0.001	0.002	0.000
10	33	0.001	0.001	0.000
10	34	0.002	0.002	0.000
10	35	0.000	0.000	0.000
11	6	0.004	0.004	0.001
11	7	0.003	0.003	0.000
11	8	0.003	0.003	0.000
11	9	-0.001	0.000	0.000
11	10	-0.001	-0.001	0.000
30	36	0.001	0.002	0.001
30	37	0.000	0.001	0.001
30	38	0.000	0.000	0.000
30	39	0.003	0.004	0.001
30	40	-0.001	-0.001	0.001
31	15	0.000	-0.001	0.000
31	16	0.000	-0.001	-0.002
31	17	0.002	0.001	-0.001
31	18	0.003	0.002	-0.001
31	19	0.000	-0.001	-0.001
50	41	-0.001	0.000	0.001
50	42	0.003	0.004	0.001
50	43	-0.001	0.001	0.002
50	44	-0.001	0.000	0.001
50	45	-0.001	0.000	0.001
51	11	0.000	-0.005	-0.005
51	12	0.003	0.001	-0.002
51	13	0.000	-0.001	-0.001
51	14	0.003	0.003	0.000
51	20	-0.001	-0.002	-0.001
100	46	0.003	0.003	0.001
100	47	-0.001	0.000	0.001
100	48	0.002	0.002	0.001
100	49	0.000	0.000	0.001
100	50	-0.002	0.000	0.001
101	21	0.003	0.004	0.001
101	22	0.004	0.003	-0.001
101	23	0.003	0.004	0.001



		28.234_ACCURACY /	
Test Site		Dallas	
Tester		ETS-364	
Test Number		EB6938	
Max Limit		0.011	Pct
Min Limit		-0.007	Pct

krad(Si)	0	3	4	10	11	30	31	50	51	100	101
LL	-0.007	-0.007	-0.007	-0.007	-0.007	-0.007	-0.007	-0.007	-0.007	-0.007	-0.007
Min	-0.001	-0.002	-0.002	-0.001	-0.001	-0.001	-0.001	0.000	-0.005	0.000	0.000
Average	0.000	-0.001	-0.001	0.001	0.002	0.001	0.000	0.001	-0.001	0.001	0.002
Max	0.002	0.002	0.000	0.002	0.004	0.004	0.002	0.004	0.003	0.003	0.004
UL	0.011	0.011	0.011	0.011	0.011	0.011	0.011	0.011	0.011	0.011	0.011



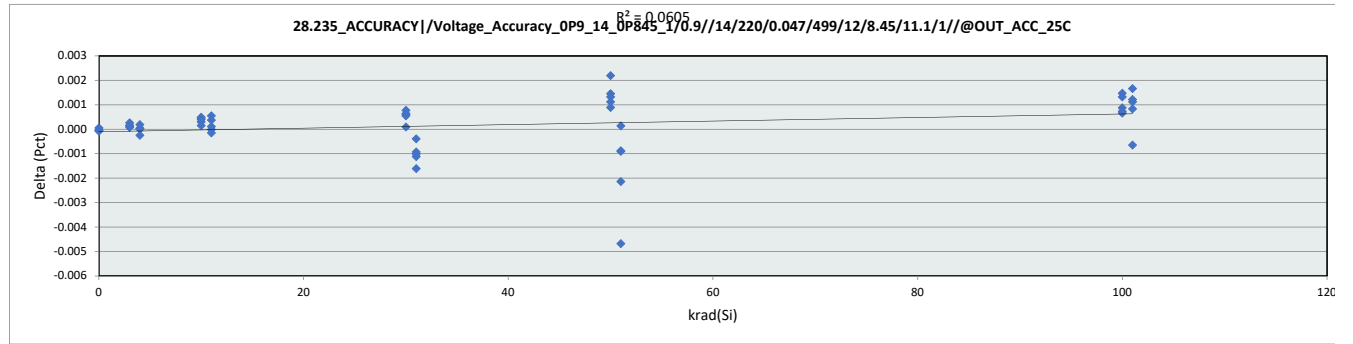
### HDR Report TPS7H1111-QMLP

101	24	-0.001	0.000	0.001
101	25	-0.002	0.000	0.002
	Max	0.004	0.004	0.002
	Average	0.000	0.001	0.000
	Min	-0.002	-0.005	-0.005
	Std Dev	0.002	0.002	0.001

# HDR Report TPS7H1111-QMLP

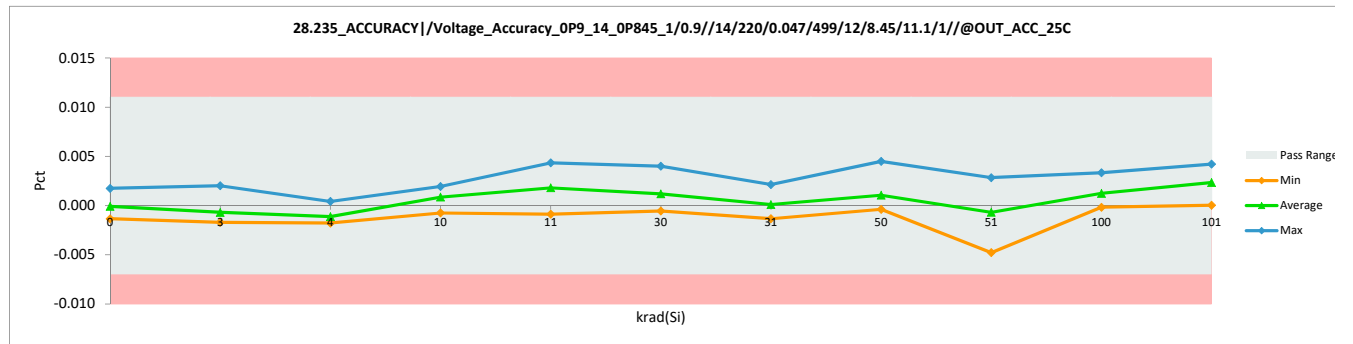
		28.235_ACCURACY /Voltage	
Test Site		Dallas	Dallas
Tester		ETS-364	ETS-364
Test Number		EB6938	EB6938
Unit		Pct	Pct
Max Limit		0.011	0.011
Min Limit		-0.007	-0.007

krad(Si)	Serial #	Pre	Post	Delta
0	51	0.001	0.001	0.000
0	52	-0.001	-0.001	0.000
0	53	0.002	0.002	0.000
0	54	-0.001	-0.001	0.000
0	55	0.000	0.000	0.000
3	26	-0.001	-0.001	0.000
3	27	-0.002	-0.002	0.000
3	28	0.002	0.002	0.000
3	29	-0.001	-0.001	0.000
3	30	-0.002	-0.001	0.000
4	1	-0.002	-0.002	0.000
4	2	-0.002	-0.002	0.000
4	3	0.000	0.000	0.000
4	4	-0.001	-0.001	0.000
4	5	-0.002	-0.002	0.000
10	31	-0.001	-0.001	0.000
10	32	0.001	0.002	0.000
10	33	0.001	0.001	0.000
10	34	0.002	0.002	0.000
10	35	0.000	0.001	0.000
11	6	0.004	0.004	0.001
11	7	0.003	0.003	0.000
11	8	0.003	0.003	0.000
11	9	-0.001	0.000	0.000
11	10	-0.001	-0.001	0.000
30	36	0.001	0.002	0.001
30	37	0.000	0.001	0.001
30	38	0.000	0.000	0.000
30	39	0.003	0.004	0.001
30	40	-0.001	-0.001	0.001
31	15	0.000	-0.001	0.000
31	16	0.000	-0.001	-0.002
31	17	0.002	0.001	-0.001
31	18	0.003	0.002	-0.001
31	19	0.000	-0.001	-0.001
50	41	-0.001	0.000	0.001
50	42	0.003	0.004	0.001
50	43	-0.001	0.001	0.002
50	44	-0.001	0.000	0.001
50	45	-0.001	0.000	0.001
51	11	0.000	-0.005	-0.005
51	12	0.003	0.001	-0.002
51	13	0.000	-0.001	-0.001
51	14	0.003	0.003	0.000
51	20	-0.001	-0.002	-0.001
100	46	0.003	0.003	0.001
100	47	-0.001	0.000	0.001
100	48	0.002	0.002	0.001
100	49	0.000	0.000	0.001
100	50	-0.002	0.000	0.001
101	21	0.003	0.004	0.001
101	22	0.004	0.003	-0.001
101	23	0.003	0.004	0.001



		28.235_ACCURACY /	
Test Site		Dallas	
Tester		ETS-364	
Test Number		EB6938	
Max Limit		0.011	Pct
Min Limit		-0.007	Pct

krad(Si)	0	3	4	10	11	30	31	50	51	100	101
LL	-0.007	-0.007	-0.007	-0.007	-0.007	-0.007	-0.007	-0.007	-0.007	-0.007	-0.007
Min	-0.001	-0.002	-0.002	-0.001	-0.001	-0.001	-0.001	0.000	-0.005	0.000	0.000
Average	0.000	-0.001	-0.001	0.001	0.002	0.001	0.000	0.001	-0.001	0.001	0.002
Max	0.002	0.002	0.000	0.002	0.004	0.004	0.002	0.004	0.003	0.003	0.004
UL	0.011	0.011	0.011	0.011	0.011	0.011	0.011	0.011	0.011	0.011	0.011



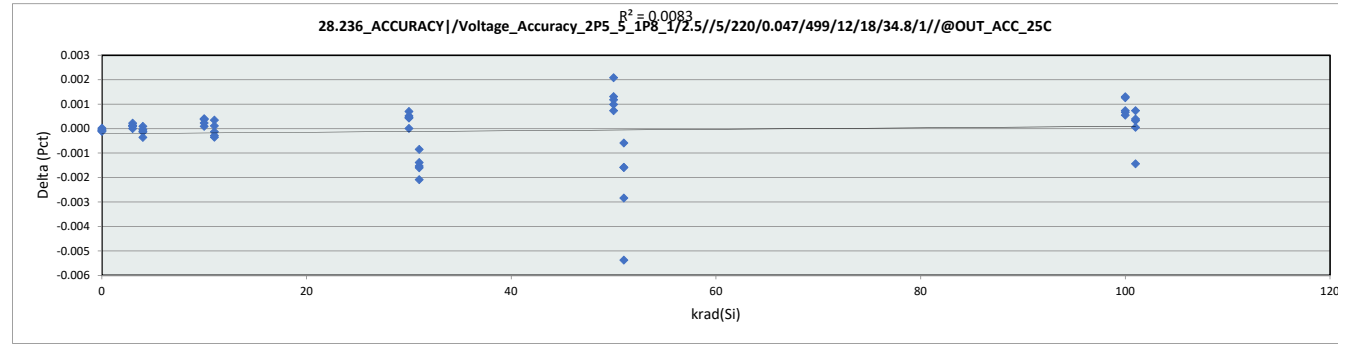
### HDR Report TPS7H1111-QMLP

101	24	-0.001	0.000	0.001
101	25	-0.002	0.000	0.002
	Max	0.004	0.004	0.002
	Average	0.000	0.001	0.000
	Min	-0.002	-0.005	-0.005
	Std Dev	0.002	0.002	0.001

# HDR Report TPS7H1111-QMLP

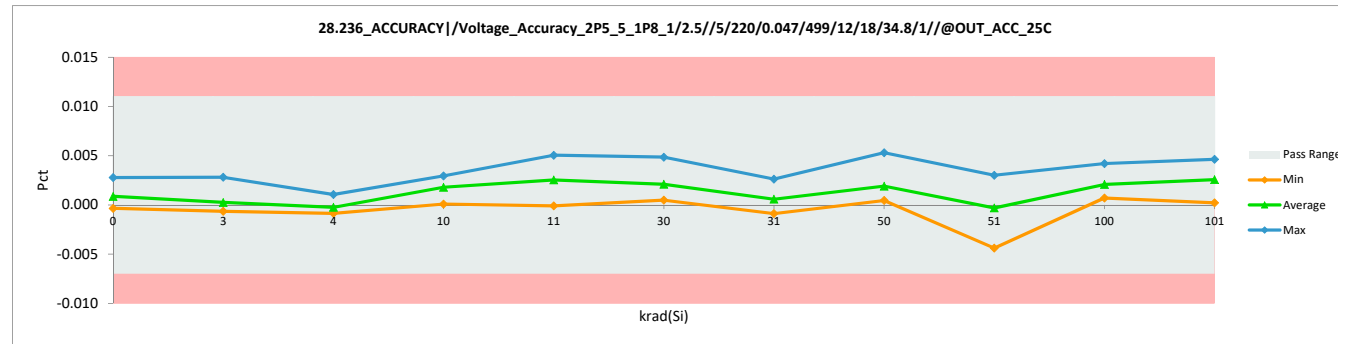
		28.236_ACCURACY /Voltage	
Test Site		Dallas	Dallas
Tester		ETS-364	ETS-364
Test Number		EB6938	EB6938
Unit		Pct	Pct
Max Limit		0.011	0.011
Min Limit		-0.007	-0.007

krad(Si)	Serial #	Pre	Post	Delta
0	51	0.001	0.001	0.000
0	52	0.000	0.000	0.000
0	53	0.003	0.003	0.000
0	54	0.000	0.000	0.000
0	55	0.001	0.001	0.000
3	26	0.000	0.000	0.000
3	27	-0.001	-0.001	0.000
3	28	0.003	0.003	0.000
3	29	0.000	0.000	0.000
3	30	-0.001	-0.001	0.000
4	1	-0.001	-0.001	0.000
4	2	0.000	-0.001	0.000
4	3	0.001	0.001	0.000
4	4	0.000	0.000	0.000
4	5	-0.001	-0.001	0.000
10	31	0.000	0.000	0.000
10	32	0.002	0.003	0.000
10	33	0.002	0.002	0.000
10	34	0.003	0.003	0.000
10	35	0.001	0.001	0.000
11	6	0.005	0.005	0.000
11	7	0.004	0.004	0.000
11	8	0.004	0.003	0.000
11	9	0.000	0.000	0.000
11	10	0.000	0.000	0.000
30	36	0.002	0.002	0.001
30	37	0.001	0.002	0.001
30	38	0.001	0.001	0.000
30	39	0.004	0.005	0.000
30	40	0.000	0.000	0.000
31	15	0.001	0.000	-0.001
31	16	0.001	-0.001	-0.002
31	17	0.003	0.002	-0.001
31	18	0.004	0.003	-0.002
31	19	0.001	0.000	-0.002
50	41	0.000	0.001	0.001
50	42	0.004	0.005	0.001
50	43	0.000	0.002	0.002
50	44	0.000	0.001	0.001
50	45	0.000	0.000	0.001
51	11	0.001	-0.004	-0.005
51	12	0.004	0.002	-0.003
51	13	0.001	0.000	-0.002
51	14	0.004	0.003	-0.001
51	20	0.000	-0.002	-0.002
100	46	0.004	0.004	0.001
100	47	0.000	0.001	0.001
100	48	0.002	0.003	0.001
100	49	0.000	0.001	0.001
100	50	-0.001	0.001	0.001
101	21	0.004	0.005	0.000
101	22	0.005	0.003	-0.001
101	23	0.004	0.004	0.000



		28.236_ACCURACY /	
Test Site		Dallas	
Tester		ETS-364	
Test Number		EB6938	
Max Limit		0.011	Pct
Min Limit		-0.007	Pct

krad(Si)	0	3	4	10	11	30	31	50	51	100	101
LL	-0.007	-0.007	-0.007	-0.007	-0.007	-0.007	-0.007	-0.007	-0.007	-0.007	-0.007
Min	0.000	-0.001	-0.001	0.000	0.000	0.000	-0.001	0.000	-0.004	0.001	0.000
Average	0.001	0.000	0.000	0.002	0.003	0.002	0.001	0.002	0.000	0.002	0.003
Max	0.003	0.003	0.001	0.003	0.005	0.005	0.003	0.005	0.003	0.004	0.005
UL	0.011	0.011	0.011	0.011	0.011	0.011	0.011	0.011	0.011	0.011	0.011



### HDR Report TPS7H1111-QMLP

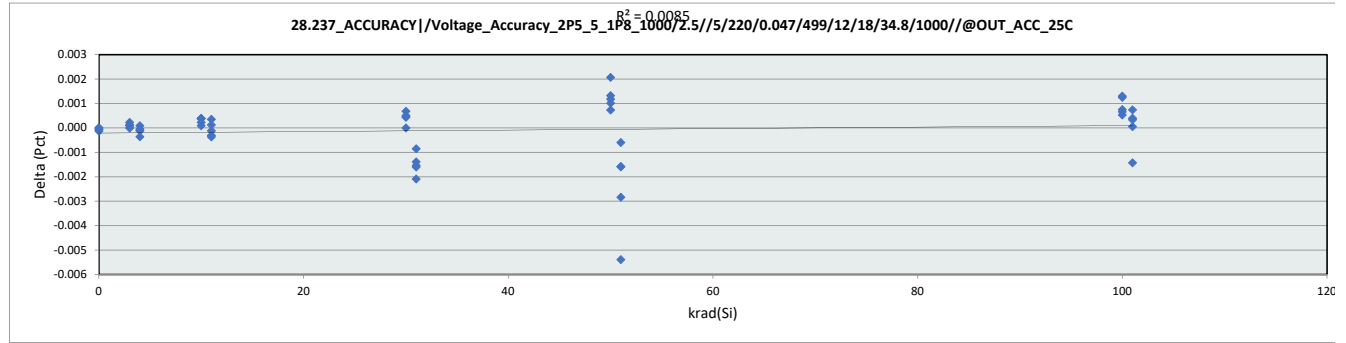
101	24	0.000	0.001	0.000
101	25	-0.001	0.000	0.001
	Max	0.005	0.005	0.002
	Average	0.001	0.001	0.000
	Min	-0.001	-0.004	-0.005
	Std Dev	0.002	0.002	0.001



# HDR Report TPS7H1111-QMLP

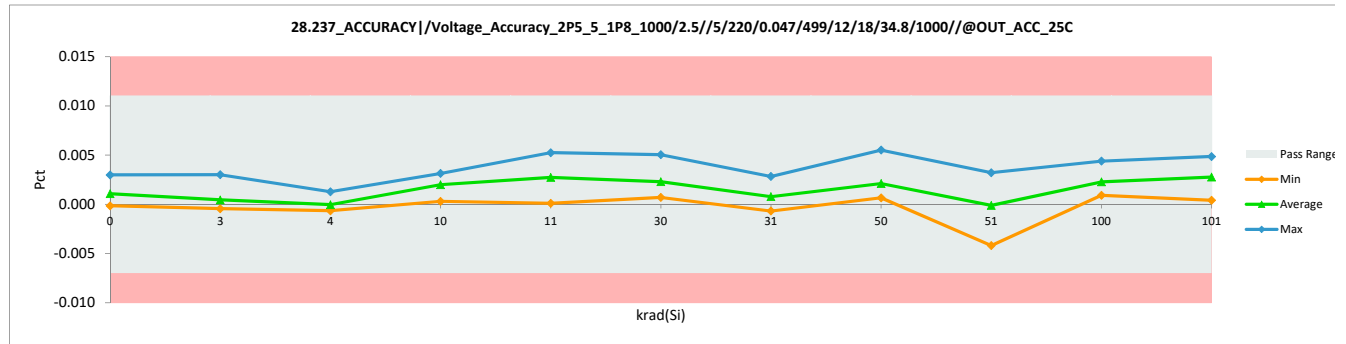
28.237_ACCURACY /Voltage		
Test Site	Dallas	Dallas
Tester	ETS-364	ETS-364
Test Number	EB6938	EB6938
Unit	Pct	Pct
Max Limit	0.011	0.011
Min Limit	-0.007	-0.007

krad(Si)	Serial #	Pre	Post	Delta
0	51	0.002	0.002	0.000
0	52	0.000	0.000	0.000
0	53	0.003	0.003	0.000
0	54	0.000	0.000	0.000
0	55	0.001	0.001	0.000
3	26	0.000	0.000	0.000
3	27	-0.001	0.000	0.000
3	28	0.003	0.003	0.000
3	29	0.000	0.000	0.000
3	30	0.000	0.000	0.000
4	1	0.000	0.000	0.000
4	2	0.000	0.000	0.000
4	3	0.001	0.001	0.000
4	4	0.000	0.000	0.000
4	5	-0.001	-0.001	0.000
10	31	0.000	0.000	0.000
10	32	0.002	0.003	0.000
10	33	0.002	0.002	0.000
10	34	0.003	0.003	0.000
10	35	0.001	0.002	0.000
11	6	0.005	0.005	0.000
11	7	0.004	0.004	0.000
11	8	0.004	0.004	0.000
11	9	0.000	0.001	0.000
11	10	0.000	0.000	0.000
30	36	0.002	0.003	0.001
30	37	0.001	0.002	0.000
30	38	0.001	0.001	0.000
30	39	0.005	0.005	0.000
30	40	0.000	0.001	0.000
31	15	0.001	0.000	-0.001
31	16	0.001	-0.001	-0.002
31	17	0.003	0.002	-0.001
31	18	0.004	0.003	-0.002
31	19	0.002	0.000	-0.002
50	41	0.000	0.001	0.001
50	42	0.004	0.006	0.001
50	43	0.000	0.002	0.002
50	44	0.000	0.001	0.001
50	45	0.000	0.001	0.001
51	11	0.001	-0.004	-0.005
51	12	0.005	0.002	-0.003
51	13	0.002	0.000	-0.002
51	14	0.004	0.003	-0.001
51	20	0.000	-0.001	-0.002
100	46	0.004	0.004	0.001
100	47	0.000	0.001	0.001
100	48	0.003	0.003	0.001
100	49	0.001	0.001	0.001
100	50	0.000	0.001	0.001
101	21	0.004	0.005	0.000
101	22	0.005	0.003	-0.001
101	23	0.004	0.004	0.000



28.237_ACCURACY		
Test Site	Dallas	
Tester	ETS-364	
Test Number	EB6938	
Max Limit	0.011	Pct
Min Limit	-0.007	Pct

krad(Si)	0	3	4	10	11	30	31	50	51	100	101
LL	-0.007	-0.007	-0.007	-0.007	-0.007	-0.007	-0.007	-0.007	-0.007	-0.007	-0.007
Min	0.000	0.000	-0.001	0.000	0.000	0.001	-0.001	0.001	-0.004	0.001	0.000
Average	0.001	0.000	0.000	0.002	0.003	0.002	0.001	0.002	0.000	0.002	0.003
Max	0.003	0.003	0.001	0.003	0.005	0.005	0.003	0.006	0.003	0.004	0.005
UL	0.011	0.011	0.011	0.011	0.011	0.011	0.011	0.011	0.011	0.011	0.011



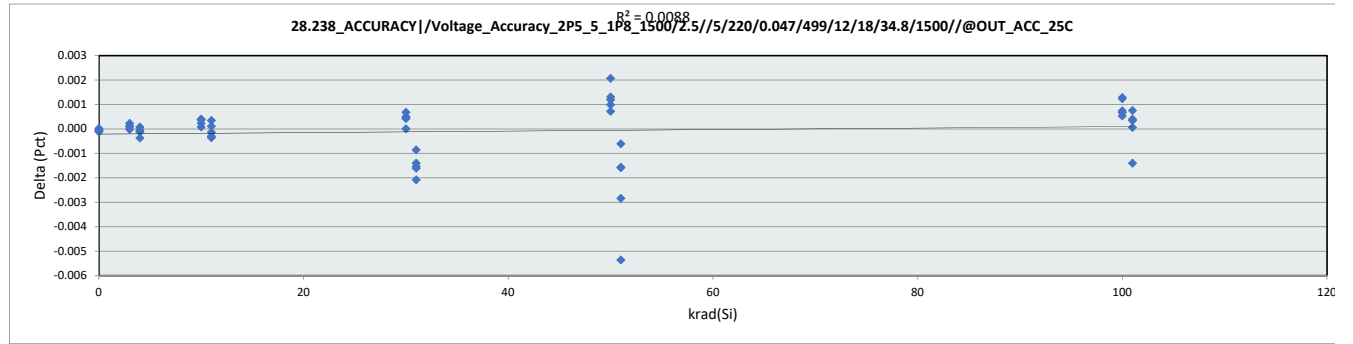
### HDR Report TPS7H1111-QMLP

101	24	0.001	0.001	0.000
101	25	0.000	0.000	0.001
	Max	0.005	0.006	0.002
	Average	0.002	0.001	0.000
	Min	-0.001	-0.004	-0.005
	Std Dev	0.002	0.002	0.001

# HDR Report TPS7H1111-QMLP

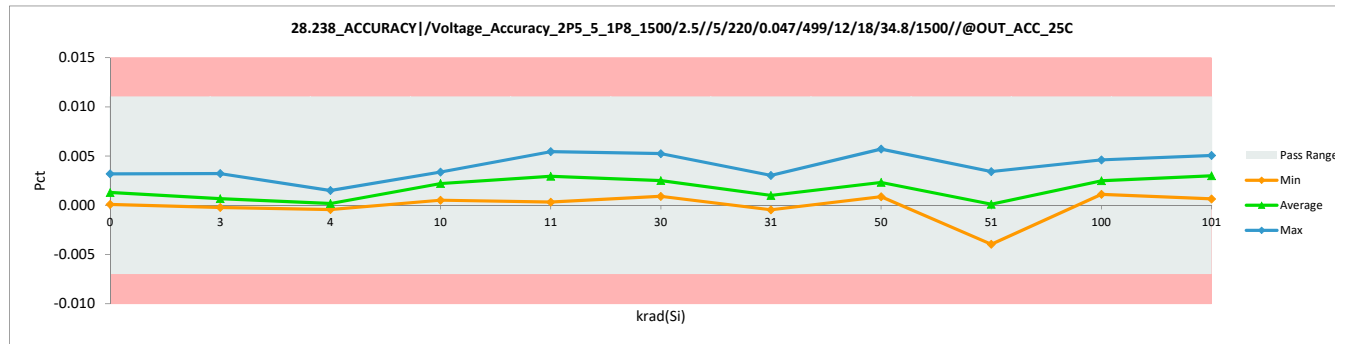
28.238 ACCURACY /Voltage		
Test Site	Dallas	Dallas
Tester	ETS-364	ETS-364
Test Number	EB6938	EB6938
Unit	Pct	Pct
Max Limit	0.011	0.011
Min Limit	-0.007	-0.007

krad(Si)	Serial #	Pre	Post	Delta
0	51	0.002	0.002	0.000
0	52	0.000	0.000	0.000
0	53	0.003	0.003	0.000
0	54	0.000	0.000	0.000
0	55	0.001	0.001	0.000
3	26	0.000	0.000	0.000
3	27	0.000	0.000	0.000
3	28	0.003	0.003	0.000
3	29	0.000	0.000	0.000
3	30	0.000	0.000	0.000
4	1	0.000	0.000	0.000
4	2	0.000	0.000	0.000
4	3	0.002	0.002	0.000
4	4	0.001	0.000	0.000
4	5	-0.001	0.000	0.000
10	31	0.000	0.001	0.000
10	32	0.003	0.003	0.000
10	33	0.002	0.002	0.000
10	34	0.003	0.003	0.000
10	35	0.001	0.002	0.000
11	6	0.005	0.005	0.000
11	7	0.004	0.004	0.000
11	8	0.004	0.004	0.000
11	9	0.001	0.001	0.000
11	10	0.001	0.000	0.000
30	36	0.002	0.003	0.001
30	37	0.001	0.002	0.000
30	38	0.002	0.002	0.000
30	39	0.005	0.005	0.000
30	40	0.000	0.001	0.000
31	15	0.001	0.000	-0.001
31	16	0.002	0.000	-0.002
31	17	0.003	0.002	-0.001
31	18	0.005	0.003	-0.002
31	19	0.002	0.000	-0.002
50	41	0.000	0.002	0.001
50	42	0.004	0.006	0.001
50	43	0.000	0.002	0.002
50	44	0.000	0.001	0.001
50	45	0.000	0.001	0.001
51	11	0.001	-0.004	-0.005
51	12	0.005	0.002	-0.003
51	13	0.002	0.000	-0.002
51	14	0.004	0.003	-0.001
51	20	0.000	-0.001	-0.002
100	46	0.004	0.005	0.001
100	47	0.000	0.002	0.001
100	48	0.003	0.004	0.001
100	49	0.001	0.002	0.001
100	50	0.000	0.001	0.001
101	21	0.005	0.005	0.000
101	22	0.005	0.004	-0.001
101	23	0.004	0.004	0.000



28.238 ACCURACY		
Test Site	Dallas	
Tester	ETS-364	
Test Number	EB6938	
Max Limit	0.011	Pct
Min Limit	-0.007	Pct

krad(Si)	0	3	4	10	11	30	31	50	51	100	101
LL	-0.007	-0.007	-0.007	-0.007	-0.007	-0.007	-0.007	-0.007	-0.007	-0.007	-0.007
Min	0.000	0.000	0.000	0.001	0.000	0.001	0.000	0.001	-0.004	0.001	0.001
Average	0.001	0.001	0.000	0.002	0.003	0.003	0.001	0.002	0.000	0.002	0.003
Max	0.003	0.003	0.002	0.003	0.005	0.005	0.003	0.006	0.003	0.005	0.005
UL	0.011	0.011	0.011	0.011	0.011	0.011	0.011	0.011	0.011	0.011	0.011



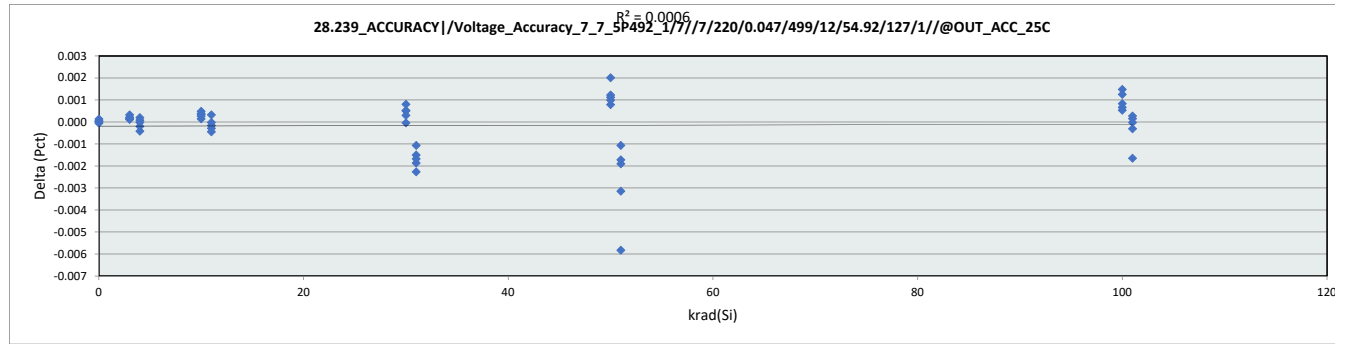
### HDR Report TPS7H1111-QMLP

101	24	0.001	0.001	0.000
101	25	0.000	0.001	0.001
	Max	0.005	0.006	0.002
	Average	0.002	0.002	0.000
	Min	-0.001	-0.004	-0.005
	Std Dev	0.002	0.002	0.001

# HDR Report TPS7H1111-QMLP

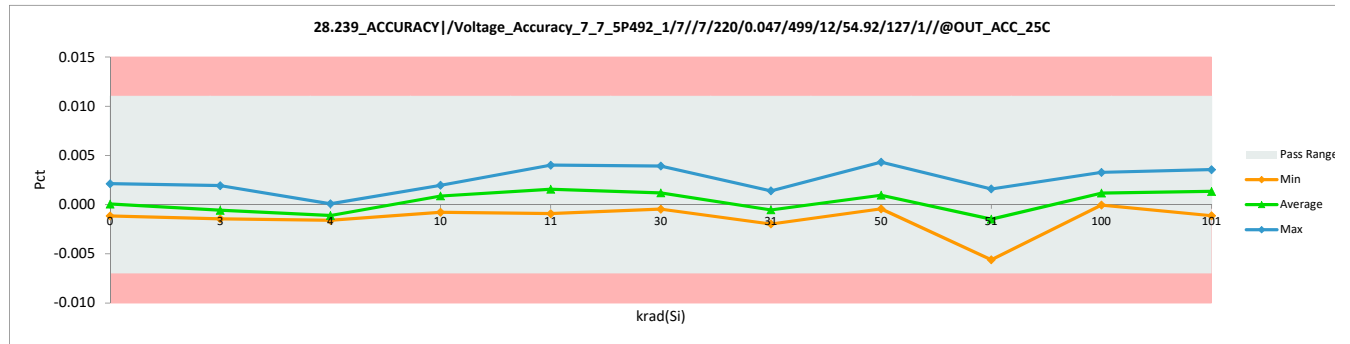
		28.239_ACCURACY /Voltage	
Test Site		Dallas	Dallas
Tester		ETS-364	ETS-364
Test Number		EB6938	EB6938
Unit		Pct	Pct
Max Limit		0.011	0.011
Min Limit		-0.007	-0.007

krad(Si)	Serial #	Pre	Post	Delta
0	51	0.001	0.001	0.000
0	52	-0.001	-0.001	0.000
0	53	0.002	0.002	0.000
0	54	-0.001	-0.001	0.000
0	55	0.000	0.000	0.000
3	26	-0.001	-0.001	0.000
3	27	-0.002	-0.001	0.000
3	28	0.002	0.002	0.000
3	29	-0.001	-0.001	0.000
3	30	-0.002	-0.001	0.000
4	1	-0.001	-0.002	0.000
4	2	-0.001	-0.001	0.000
4	3	0.000	0.000	0.000
4	4	-0.001	-0.001	0.000
4	5	-0.002	-0.002	0.000
10	31	-0.001	-0.001	0.000
10	32	0.001	0.002	0.000
10	33	0.001	0.001	0.000
10	34	0.002	0.002	0.000
10	35	0.000	0.000	0.000
11	6	0.004	0.004	0.000
11	7	0.003	0.003	0.000
11	8	0.003	0.003	0.000
11	9	-0.001	-0.001	0.000
11	10	-0.001	-0.001	0.000
30	36	0.001	0.002	0.001
30	37	0.000	0.001	0.001
30	38	0.000	0.000	0.000
30	39	0.003	0.004	0.001
30	40	-0.001	0.000	0.000
31	15	0.000	-0.001	-0.001
31	16	0.000	-0.002	-0.002
31	17	0.002	0.001	-0.002
31	18	0.003	0.001	-0.002
31	19	0.000	-0.001	-0.002
50	41	-0.001	0.000	0.001
50	42	0.003	0.004	0.001
50	43	-0.001	0.001	0.002
50	44	-0.001	0.000	0.001
50	45	-0.001	0.000	0.001
51	11	0.000	-0.006	-0.006
51	12	0.004	0.000	-0.003
51	13	0.000	-0.001	-0.002
51	14	0.003	0.002	-0.001
51	20	-0.001	-0.002	-0.002
100	46	0.003	0.003	0.001
100	47	-0.001	0.000	0.001
100	48	0.001	0.002	0.001
100	49	-0.001	0.000	0.001
100	50	-0.002	0.000	0.001
101	21	0.003	0.004	0.000
101	22	0.004	0.002	-0.002
101	23	0.003	0.003	0.000



		28.239_ACCURACY /	
Test Site		Dallas	
Tester		ETS-364	
Test Number		EB6938	
Max Limit		0.011	Pct
Min Limit		-0.007	Pct

krad(Si)	0	3	4	10	11	30	31	50	51	100	101
LL	-0.007	-0.007	-0.007	-0.007	-0.007	-0.007	-0.007	-0.007	-0.007	-0.007	-0.007
Min	-0.001	-0.001	-0.002	-0.001	-0.001	0.000	-0.002	0.000	-0.006	0.000	-0.001
Average	0.000	-0.001	-0.001	0.001	0.002	0.001	-0.001	0.001	-0.001	0.001	0.001
Max	0.002	0.002	0.000	0.002	0.004	0.004	0.001	0.004	0.002	0.003	0.004
UL	0.011	0.011	0.011	0.011	0.011	0.011	0.011	0.011	0.011	0.011	0.011



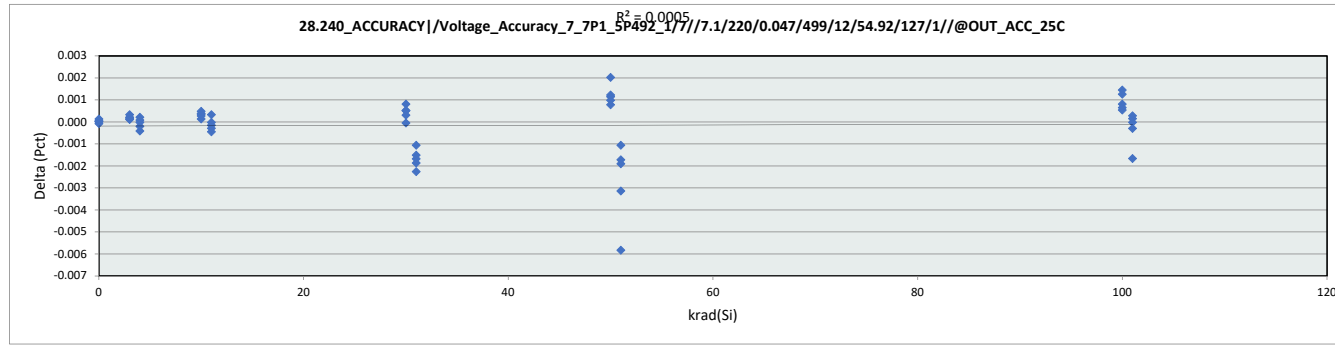
### HDR Report TPS7H1111-QMLP

101	24	0.000	-0.001	0.000
101	25	-0.001	-0.001	0.000
	Max	0.004	0.004	0.002
	Average	0.000	0.000	0.000
	Min	-0.002	-0.006	-0.006
	Std Dev	0.002	0.002	0.001

# HDR Report TPS7H1111-QMLP

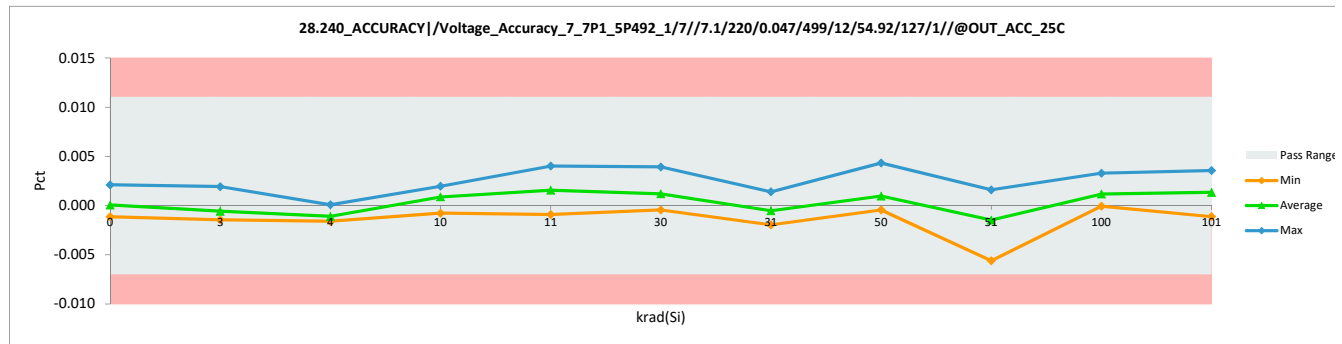
		28.240_ACCURACY /Voltage	
Test Site		Dallas	Dallas
Tester		ETS-364	ETS-364
Test Number		EB6938	EB6938
Unit		Pct	Pct
Max Limit		0.011	0.011
Min Limit		-0.007	-0.007

krad(Si)	Serial #	Pre	Post	Delta
0	51	0.001	0.001	0.000
0	52	-0.001	-0.001	0.000
0	53	0.002	0.002	0.000
0	54	-0.001	-0.001	0.000
0	55	0.000	0.000	0.000
3	26	-0.001	-0.001	0.000
3	27	-0.002	-0.001	0.000
3	28	0.002	0.002	0.000
3	29	-0.001	-0.001	0.000
3	30	-0.002	-0.001	0.000
4	1	-0.001	-0.002	0.000
4	2	-0.001	-0.001	0.000
4	3	0.000	0.000	0.000
4	4	-0.001	-0.001	0.000
4	5	-0.002	-0.002	0.000
10	31	-0.001	-0.001	0.000
10	32	0.001	0.002	0.000
10	33	0.001	0.001	0.000
10	34	0.002	0.002	0.000
10	35	0.000	0.000	0.000
11	6	0.004	0.004	0.000
11	7	0.003	0.003	0.000
11	8	0.003	0.003	0.000
11	9	-0.001	-0.001	0.000
11	10	-0.001	-0.001	0.000
30	36	0.001	0.002	0.001
30	37	0.000	0.001	0.001
30	38	0.000	0.000	0.000
30	39	0.003	0.004	0.001
30	40	-0.001	0.000	0.000
31	15	0.000	-0.001	-0.001
31	16	0.000	-0.002	-0.002
31	17	0.002	0.001	-0.002
31	18	0.003	0.001	-0.002
31	19	0.000	-0.001	-0.002
50	41	-0.001	0.000	0.001
50	42	0.003	0.004	0.001
50	43	-0.001	0.001	0.002
50	44	-0.001	0.000	0.001
50	45	-0.001	0.000	0.001
51	11	0.000	-0.006	-0.006
51	12	0.004	0.000	-0.003
51	13	0.001	-0.001	-0.002
51	14	0.003	0.002	-0.001
51	20	-0.001	-0.002	-0.002
100	46	0.003	0.003	0.001
100	47	-0.001	0.000	0.001
100	48	0.001	0.002	0.001
100	49	-0.001	0.000	0.001
100	50	-0.002	0.000	0.001
101	21	0.003	0.004	0.000
101	22	0.004	0.002	-0.002
101	23	0.003	0.003	0.000



		28.240_ACCURACY /	
Test Site		Dallas	
Tester		ETS-364	
Test Number		EB6938	
Max Limit		0.011	Pct
Min Limit		-0.007	Pct

krad(Si)	0	3	4	10	11	30	31	50	51	100	101
LL	-0.007	-0.007	-0.007	-0.007	-0.007	-0.007	-0.007	-0.007	-0.007	-0.007	-0.007
Min	-0.001	-0.001	-0.002	-0.001	-0.001	0.000	-0.002	0.000	-0.006	0.000	-0.001
Average	0.000	-0.001	-0.001	0.001	0.002	0.001	-0.001	0.001	-0.001	0.001	0.001
Max	0.002	0.002	0.000	0.002	0.004	0.004	0.001	0.004	0.002	0.003	0.004
UL	0.011	0.011	0.011	0.011	0.011	0.011	0.011	0.011	0.011	0.011	0.011



### HDR Report TPS7H1111-QMLP

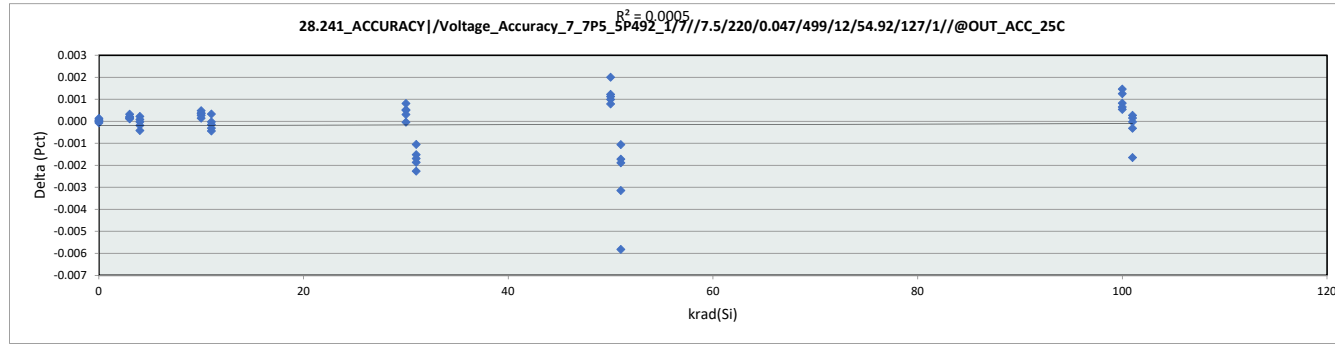
101	24	0.000	0.000	0.000
101	25	-0.001	-0.001	0.000
	Max	0.004	0.004	0.002
	Average	0.000	0.000	0.000
	Min	-0.002	-0.006	-0.006
	Std Dev	0.002	0.002	0.001



# HDR Report TPS7H1111-QMLP

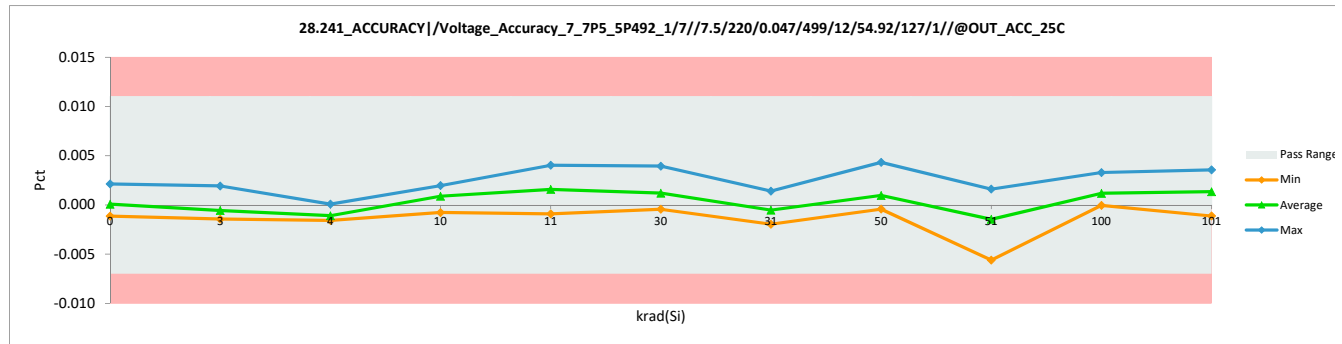
		28.241_ACCURACY /Voltage	
Test Site		Dallas	Dallas
Tester		ETS-364	ETS-364
Test Number		EB6938	EB6938
Unit		Pct	Pct
Max Limit		0.011	0.011
Min Limit		-0.007	-0.007

krad(Si)	Serial #	Pre	Post	Delta
0	51	0.001	0.001	0.000
0	52	-0.001	-0.001	0.000
0	53	0.002	0.002	0.000
0	54	-0.001	-0.001	0.000
0	55	0.000	0.000	0.000
3	26	-0.001	-0.001	0.000
3	27	-0.002	-0.001	0.000
3	28	0.002	0.002	0.000
3	29	-0.001	-0.001	0.000
3	30	-0.002	-0.001	0.000
4	1	-0.001	-0.002	0.000
4	2	-0.001	-0.001	0.000
4	3	0.000	0.000	0.000
4	4	-0.001	-0.001	0.000
4	5	-0.002	-0.002	0.000
10	31	-0.001	-0.001	0.000
10	32	0.001	0.002	0.000
10	33	0.001	0.001	0.000
10	34	0.002	0.002	0.000
10	35	0.000	0.000	0.000
11	6	0.004	0.004	0.000
11	7	0.003	0.003	0.000
11	8	0.003	0.003	0.000
11	9	-0.001	-0.001	0.000
11	10	-0.001	-0.001	0.000
30	36	0.001	0.002	0.001
30	37	0.000	0.001	0.000
30	38	0.000	0.000	0.000
30	39	0.003	0.004	0.001
30	40	-0.001	0.000	0.000
31	15	0.000	-0.001	-0.001
31	16	0.000	-0.002	-0.002
31	17	0.002	0.001	-0.002
31	18	0.003	0.001	-0.002
31	19	0.000	-0.001	-0.002
50	41	-0.001	0.000	0.001
50	42	0.003	0.004	0.001
50	43	-0.001	0.001	0.002
50	44	-0.001	0.000	0.001
50	45	-0.001	0.000	0.001
51	11	0.000	-0.006	-0.006
51	12	0.004	0.000	-0.003
51	13	0.001	-0.001	-0.002
51	14	0.003	0.002	-0.001
51	20	-0.001	-0.002	-0.002
100	46	0.003	0.003	0.001
100	47	-0.001	0.000	0.001
100	48	0.001	0.002	0.001
100	49	-0.001	0.000	0.001
100	50	-0.002	0.000	0.001
101	21	0.003	0.004	0.000
101	22	0.004	0.002	-0.002
101	23	0.003	0.003	0.000



		28.241_ACCURACY /	
Test Site		Dallas	
Tester		ETS-364	
Test Number		EB6938	
Max Limit		0.011	Pct
Min Limit		-0.007	Pct

krad(Si)	0	3	4	10	11	30	31	50	51	100	101
LL	-0.007	-0.007	-0.007	-0.007	-0.007	-0.007	-0.007	-0.007	-0.007	-0.007	-0.007
Min	-0.001	-0.001	-0.002	-0.001	-0.001	0.000	-0.002	0.000	-0.006	0.000	-0.001
Average	0.000	-0.001	-0.001	0.001	0.002	0.001	-0.001	0.001	-0.001	0.001	0.001
Max	0.002	0.002	0.000	0.002	0.004	0.004	0.001	0.004	0.002	0.003	0.004
UL	0.011	0.011	0.011	0.011	0.011	0.011	0.011	0.011	0.011	0.011	0.011



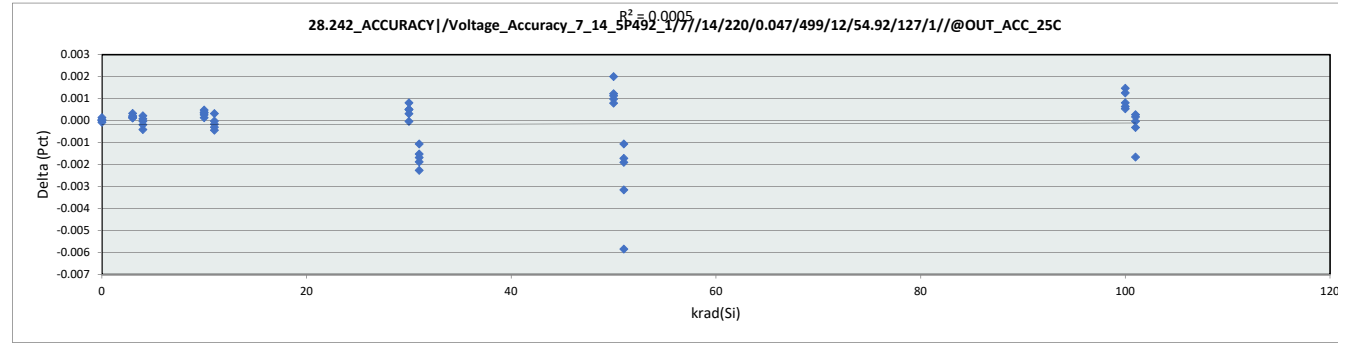
### HDR Report TPS7H1111-QMLP

101	24	0.000	0.000	0.000
101	25	-0.001	-0.001	0.000
	Max	0.004	0.004	0.002
	Average	0.000	0.000	0.000
	Min	-0.002	-0.006	-0.006
	Std Dev	0.002	0.002	0.001

# HDR Report TPS7H1111-QMLP

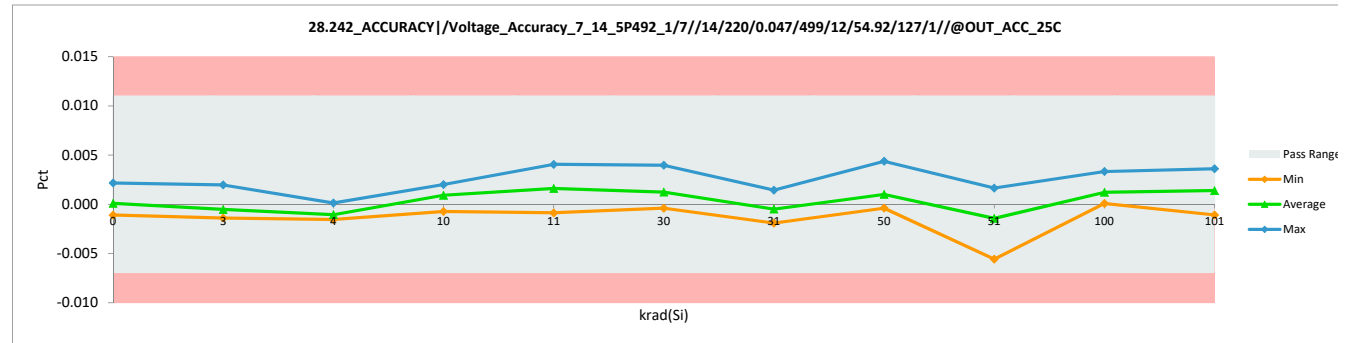
		28.242_ACCURACY /Voltage	
Test Site		Dallas	Dallas
Tester		ETS-364	ETS-364
Test Number		EB6938	EB6938
Unit		Pct	Pct
Max Limit		0.011	0.011
Min Limit		-0.007	-0.007

krad(Si)	Serial #	Pre	Post	Delta
0	51	0.001	0.001	0.000
0	52	-0.001	-0.001	0.000
0	53	0.002	0.002	0.000
0	54	-0.001	-0.001	0.000
0	55	0.000	0.000	0.000
3	26	-0.001	-0.001	0.000
3	27	-0.002	-0.001	0.000
3	28	0.002	0.002	0.000
3	29	-0.001	-0.001	0.000
3	30	-0.001	-0.001	0.000
4	1	-0.001	-0.002	0.000
4	2	-0.001	-0.001	0.000
4	3	0.000	0.000	0.000
4	4	-0.001	-0.001	0.000
4	5	-0.002	-0.002	0.000
10	31	-0.001	-0.001	0.000
10	32	0.001	0.002	0.000
10	33	0.001	0.001	0.000
10	34	0.002	0.002	0.000
10	35	0.000	0.000	0.000
11	6	0.004	0.004	0.000
11	7	0.003	0.003	0.000
11	8	0.003	0.003	0.000
11	9	-0.001	-0.001	0.000
11	10	-0.001	-0.001	0.000
30	36	0.001	0.002	0.001
30	37	0.000	0.001	0.001
30	38	0.000	0.000	0.000
30	39	0.003	0.004	0.001
30	40	-0.001	0.000	0.000
31	15	0.000	-0.001	-0.001
31	16	0.000	-0.002	-0.002
31	17	0.002	0.001	-0.002
31	18	0.003	0.001	-0.002
31	19	0.000	-0.001	-0.002
50	41	-0.001	0.000	0.001
50	42	0.003	0.004	0.001
50	43	-0.001	0.001	0.002
50	44	-0.001	0.000	0.001
50	45	-0.001	0.000	0.001
51	11	0.000	-0.006	-0.006
51	12	0.004	0.001	-0.003
51	13	0.001	-0.001	-0.002
51	14	0.003	0.002	-0.001
51	20	-0.001	-0.002	-0.002
100	46	0.003	0.003	0.001
100	47	-0.001	0.000	0.001
100	48	0.001	0.002	0.001
100	49	-0.001	0.000	0.001
100	50	-0.001	0.000	0.001
101	21	0.003	0.004	0.000
101	22	0.004	0.002	-0.002
101	23	0.003	0.003	0.000



		28.242_ACCURACY /	
Test Site		Dallas	
Tester		ETS-364	
Test Number		EB6938	
Max Limit		0.011	Pct
Min Limit		-0.007	Pct

krad(Si)	0	3	4	10	11	30	31	50	51	100	101
LL	-0.007	-0.007	-0.007	-0.007	-0.007	-0.007	-0.007	-0.007	-0.007	-0.007	-0.007
Min	-0.001	-0.001	-0.002	-0.001	-0.001	0.000	-0.002	0.000	-0.006	0.000	-0.001
Average	0.000	-0.001	-0.001	0.001	0.002	0.001	0.000	0.001	-0.001	0.001	0.001
Max	0.002	0.002	0.000	0.002	0.004	0.004	0.001	0.004	0.002	0.003	0.004
UL	0.011	0.011	0.011	0.011	0.011	0.011	0.011	0.011	0.011	0.011	0.011



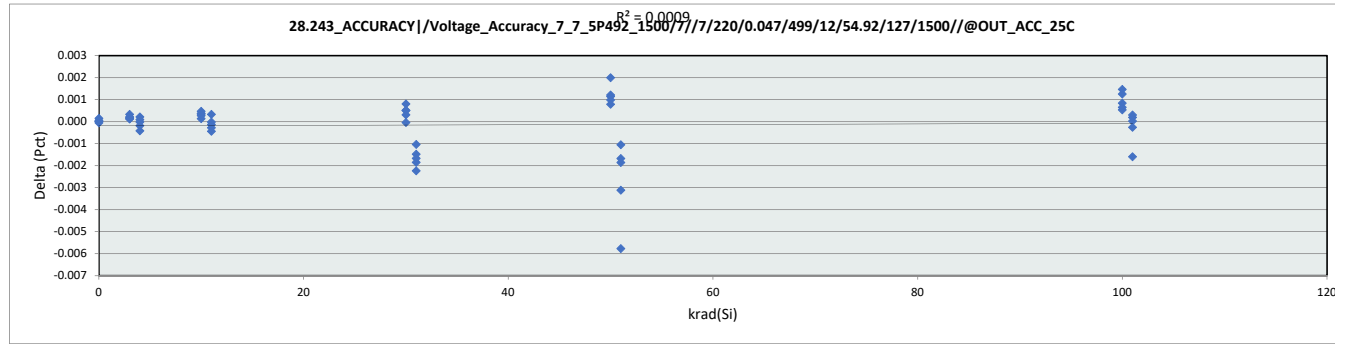
### HDR Report TPS7H1111-QMLP

101	24	0.000	0.000	0.000
101	25	-0.001	-0.001	0.000
	Max	0.004	0.004	0.002
	Average	0.001	0.000	0.000
	Min	-0.002	-0.006	-0.006
	Std Dev	0.002	0.002	0.001

# HDR Report TPS7H1111-QMLP

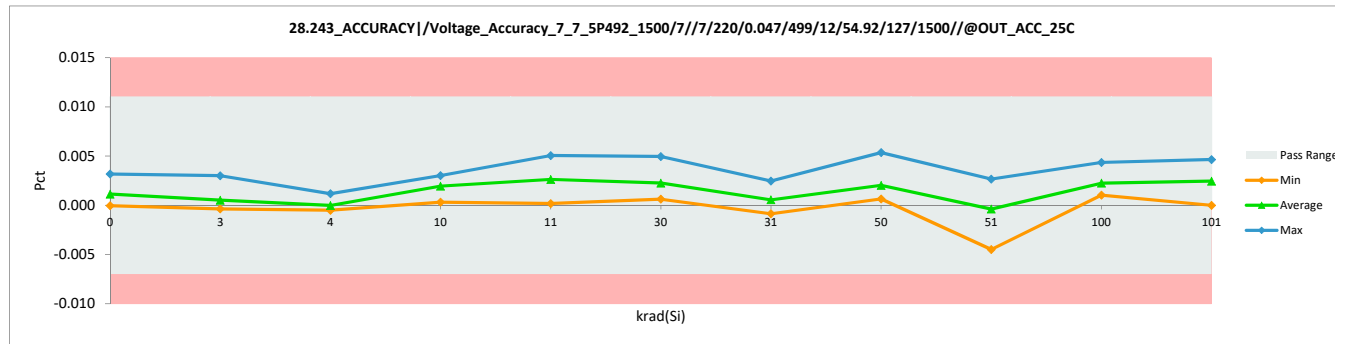
28.243_ACCURACY /Voltage		
Test Site	Dallas	Dallas
Tester	ETS-364	ETS-364
Test Number	EB6938	EB6938
Unit	Pct	Pct
Max Limit	0.011	0.011
Min Limit	-0.007	-0.007

krad(Si)	Serial #	Pre	Post	Delta
0	51	0.002	0.002	0.000
0	52	0.000	0.000	0.000
0	53	0.003	0.003	0.000
0	54	0.000	0.000	0.000
0	55	0.001	0.001	0.000
3	26	0.000	0.000	0.000
3	27	-0.001	0.000	0.000
3	28	0.003	0.003	0.000
3	29	0.000	0.000	0.000
3	30	0.000	0.000	0.000
4	1	0.000	-0.001	0.000
4	2	0.000	0.000	0.000
4	3	0.001	0.001	0.000
4	4	0.000	0.000	0.000
4	5	-0.001	-0.001	0.000
10	31	0.000	0.000	0.000
10	32	0.002	0.003	0.000
10	33	0.002	0.002	0.000
10	34	0.003	0.003	0.000
10	35	0.001	0.002	0.000
11	6	0.005	0.005	0.000
11	7	0.004	0.004	0.000
11	8	0.004	0.004	0.000
11	9	0.000	0.000	0.000
11	10	0.000	0.000	0.000
30	36	0.002	0.003	0.001
30	37	0.001	0.002	0.001
30	38	0.001	0.001	0.000
30	39	0.004	0.005	0.001
30	40	0.000	0.001	0.000
31	15	0.001	0.000	-0.001
31	16	0.001	-0.001	-0.002
31	17	0.003	0.002	-0.001
31	18	0.004	0.002	-0.002
31	19	0.002	0.000	-0.002
50	41	0.000	0.001	0.001
50	42	0.004	0.005	0.001
50	43	0.000	0.002	0.002
50	44	0.000	0.001	0.001
50	45	0.000	0.001	0.001
51	11	0.001	-0.004	-0.006
51	12	0.005	0.002	-0.003
51	13	0.002	0.000	-0.002
51	14	0.004	0.003	-0.001
51	20	0.000	-0.001	-0.002
100	46	0.004	0.004	0.001
100	47	0.000	0.001	0.001
100	48	0.002	0.003	0.001
100	49	0.000	0.001	0.001
100	50	0.000	0.001	0.001
101	21	0.004	0.005	0.000
101	22	0.005	0.003	-0.002
101	23	0.004	0.004	0.000



28.243_ACCURACY		
Test Site	Dallas	
Tester	ETS-364	
Test Number	EB6938	
Max Limit	0.011	Pct
Min Limit	-0.007	Pct

krad(Si)	0	3	4	10	11	30	31	50	51	100	101
LL	-0.007	-0.007	-0.007	-0.007	-0.007	-0.007	-0.007	-0.007	-0.007	-0.007	-0.007
Min	0.000	0.000	-0.001	0.000	0.000	0.001	-0.001	0.001	-0.004	0.001	0.000
Average	0.001	0.001	0.000	0.002	0.003	0.002	0.001	0.002	0.000	0.002	0.002
Max	0.003	0.003	0.001	0.003	0.005	0.005	0.002	0.005	0.003	0.004	0.005
UL	0.011	0.011	0.011	0.011	0.011	0.011	0.011	0.011	0.011	0.011	0.011



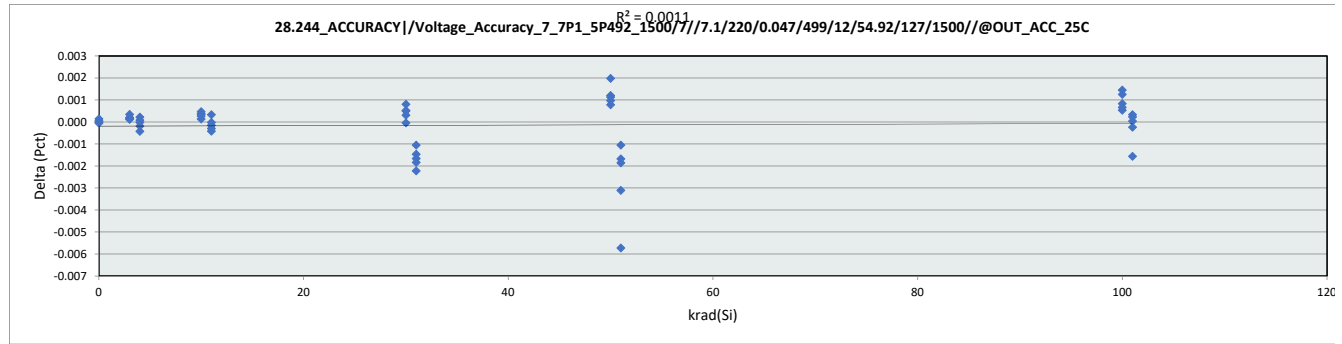
### HDR Report TPS7H1111-QMLP

101	24	0.001	0.001	0.000
101	25	0.000	0.000	0.000
	Max	0.005	0.005	0.002
	Average	0.002	0.001	0.000
	Min	-0.001	-0.004	-0.006
	Std Dev	0.002	0.002	0.001

# HDR Report TPS7H1111-QMLP

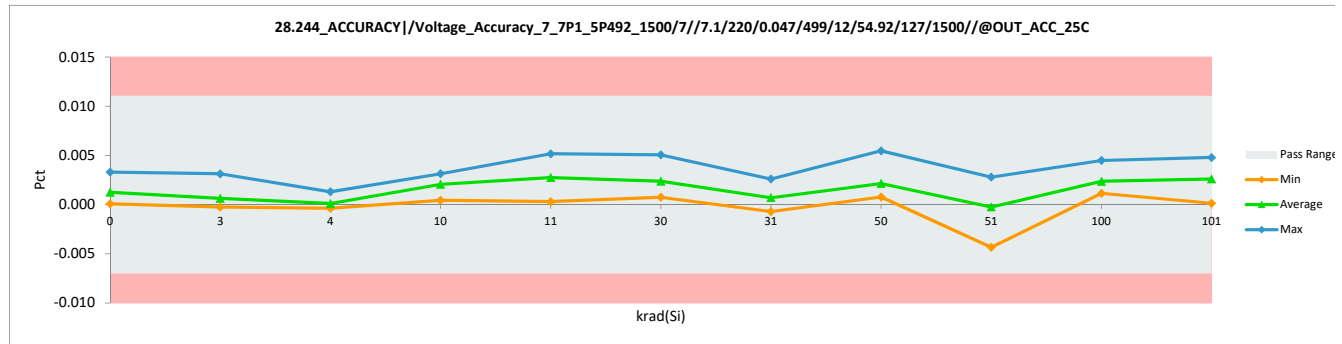
		28.244_ACCURACY /Voltage	
Test Site		Dallas	Dallas
Tester		ETS-364	ETS-364
Test Number		EB6938	EB6938
Unit		Pct	Pct
Max Limit		0.011	0.011
Min Limit		-0.007	-0.007

krad(Si)	Serial #	Pre	Post	Delta
0	51	0.002	0.002	0.000
0	52	0.000	0.000	0.000
0	53	0.003	0.003	0.000
0	54	0.000	0.000	0.000
0	55	0.001	0.001	0.000
3	26	0.000	0.000	0.000
3	27	0.000	0.000	0.000
3	28	0.003	0.003	0.000
3	29	0.000	0.000	0.000
3	30	0.000	0.000	0.000
4	1	0.000	0.000	0.000
4	2	0.000	0.000	0.000
4	3	0.001	0.001	0.000
4	4	0.000	0.000	0.000
4	5	-0.001	0.000	0.000
10	31	0.000	0.000	0.000
10	32	0.003	0.003	0.000
10	33	0.002	0.002	0.000
10	34	0.003	0.003	0.000
10	35	0.001	0.002	0.000
11	6	0.005	0.005	0.000
11	7	0.004	0.004	0.000
11	8	0.004	0.004	0.000
11	9	0.001	0.001	0.000
11	10	0.001	0.000	0.000
30	36	0.002	0.003	0.001
30	37	0.001	0.002	0.001
30	38	0.002	0.001	0.000
30	39	0.005	0.005	0.001
30	40	0.000	0.001	0.000
31	15	0.001	0.000	-0.001
31	16	0.002	-0.001	-0.002
31	17	0.003	0.002	-0.001
31	18	0.004	0.003	-0.002
31	19	0.002	0.000	-0.002
50	41	0.000	0.001	0.001
50	42	0.004	0.005	0.001
50	43	0.000	0.002	0.002
50	44	0.000	0.001	0.001
50	45	0.000	0.001	0.001
51	11	0.001	-0.004	-0.006
51	12	0.005	0.002	-0.003
51	13	0.002	0.000	-0.002
51	14	0.004	0.003	-0.001
51	20	0.001	-0.001	-0.002
100	46	0.004	0.004	0.001
100	47	0.000	0.002	0.001
100	48	0.003	0.003	0.001
100	49	0.001	0.001	0.001
100	50	0.000	0.001	0.001
101	21	0.005	0.005	0.000
101	22	0.005	0.003	-0.002
101	23	0.004	0.004	0.000



		28.244_ACCURACY /	
Test Site		Dallas	
Tester		ETS-364	
Test Number		EB6938	
Max Limit		0.011	Pct
Min Limit		-0.007	Pct

krad(Si)	0	3	4	10	11	30	31	50	51	100	101
LL	-0.007	-0.007	-0.007	-0.007	-0.007	-0.007	-0.007	-0.007	-0.007	-0.007	-0.007
Min	0.000	0.000	0.000	0.000	0.000	0.001	-0.001	0.001	-0.004	0.001	0.000
Average	0.001	0.001	0.000	0.002	0.003	0.002	0.001	0.002	0.000	0.002	0.003
Max	0.003	0.003	0.001	0.003	0.005	0.005	0.003	0.005	0.003	0.004	0.005
UL	0.011	0.011	0.011	0.011	0.011	0.011	0.011	0.011	0.011	0.011	0.011



### HDR Report TPS7H1111-QMLP

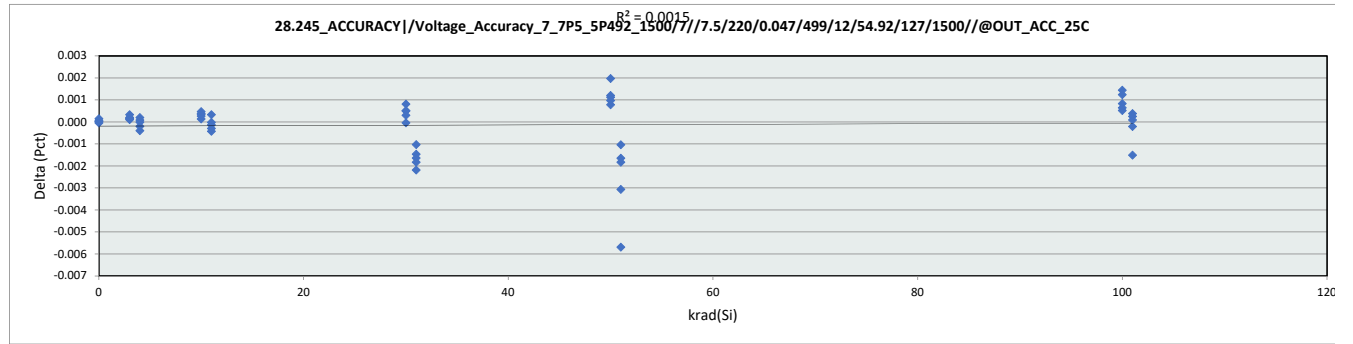
101	24	0.001	0.001	0.000
101	25	0.000	0.000	0.000
	Max	0.005	0.005	0.002
	Average	0.002	0.002	0.000
	Min	-0.001	-0.004	-0.006
	Std Dev	0.002	0.002	0.001



# HDR Report TPS7H1111-QMLP

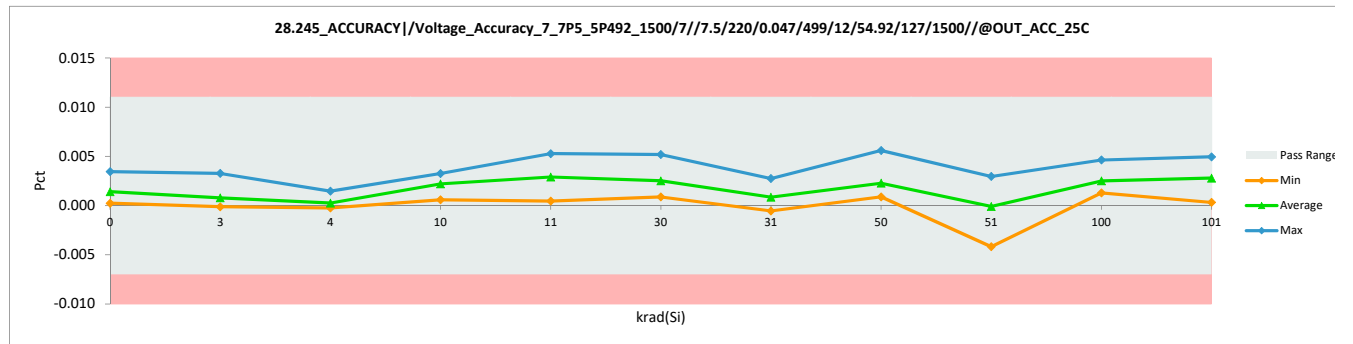
		28.245_ACCURACY /Voltage	
Test Site		Dallas	Dallas
Tester		ETS-364	ETS-364
Test Number		EB6938	EB6938
Unit		Pct	Pct
Max Limit		0.011	0.011
Min Limit		-0.007	-0.007

krad(Si)	Serial #	Pre	Post	Delta
0	51	0.002	0.002	0.000
0	52	0.000	0.000	0.000
0	53	0.004	0.003	0.000
0	54	0.000	0.000	0.000
0	55	0.001	0.001	0.000
3	26	0.000	0.000	0.000
3	27	0.000	0.000	0.000
3	28	0.003	0.003	0.000
3	29	0.000	0.000	0.000
3	30	0.000	0.000	0.000
4	1	0.000	0.000	0.000
4	2	0.000	0.000	0.000
4	3	0.001	0.001	0.000
4	4	0.001	0.000	0.000
4	5	0.000	0.000	0.000
10	31	0.000	0.001	0.000
10	32	0.003	0.003	0.000
10	33	0.002	0.002	0.000
10	34	0.003	0.003	0.000
10	35	0.001	0.002	0.000
11	6	0.005	0.005	0.000
11	7	0.004	0.004	0.000
11	8	0.004	0.004	0.000
11	9	0.001	0.001	0.000
11	10	0.001	0.000	0.000
30	36	0.002	0.003	0.001
30	37	0.001	0.002	0.000
30	38	0.002	0.002	0.000
30	39	0.005	0.005	0.001
30	40	0.001	0.001	0.000
31	15	0.001	0.000	-0.001
31	16	0.002	-0.001	-0.002
31	17	0.003	0.002	-0.001
31	18	0.005	0.003	-0.002
31	19	0.002	0.000	-0.002
50	41	0.000	0.001	0.001
50	42	0.004	0.006	0.001
50	43	0.000	0.002	0.002
50	44	0.001	0.001	0.001
50	45	0.000	0.001	0.001
51	11	0.002	-0.004	-0.006
51	12	0.005	0.002	-0.003
51	13	0.002	0.000	-0.002
51	14	0.004	0.003	-0.001
51	20	0.001	-0.001	-0.002
100	46	0.004	0.005	0.001
100	47	0.000	0.002	0.001
100	48	0.003	0.003	0.001
100	49	0.001	0.001	0.001
100	50	0.000	0.001	0.001
101	21	0.005	0.005	0.000
101	22	0.005	0.003	-0.002
101	23	0.004	0.004	0.000



		28.245_ACCURACY /	
Test Site		Dallas	
Tester		ETS-364	
Test Number		EB6938	
Max Limit		0.011	Pct
Min Limit		-0.007	Pct

krad(Si)	0	3	4	10	11	30	31	50	51	100	101
LL	-0.007	-0.007	-0.007	-0.007	-0.007	-0.007	-0.007	-0.007	-0.007	-0.007	-0.007
Min	0.000	0.000	0.000	0.001	0.000	0.001	-0.001	0.001	-0.004	0.001	0.000
Average	0.001	0.001	0.000	0.002	0.003	0.003	0.001	0.002	0.000	0.003	0.003
Max	0.003	0.003	0.001	0.003	0.005	0.005	0.003	0.006	0.003	0.005	0.005
UL	0.011	0.011	0.011	0.011	0.011	0.011	0.011	0.011	0.011	0.011	0.011



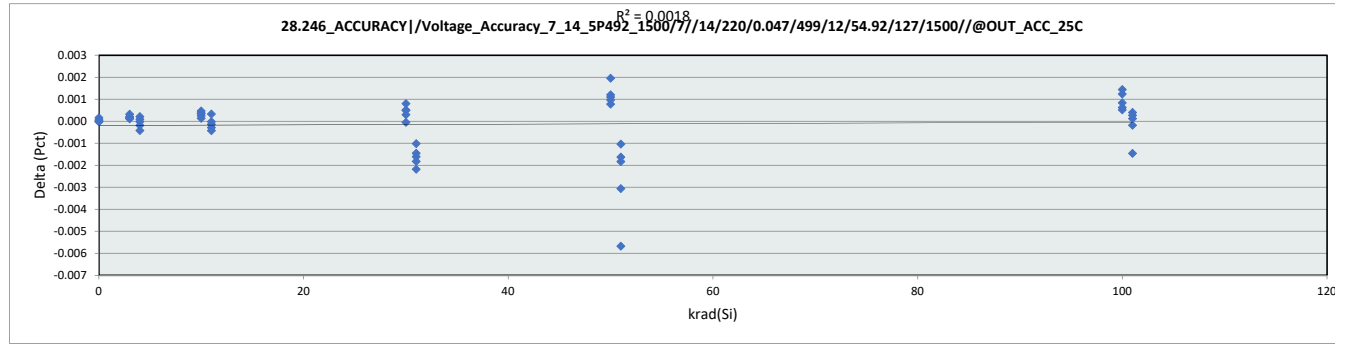
### HDR Report TPS7H1111-QMLP

101	24	0.001	0.001	0.000
101	25	0.000	0.000	0.000
	Max	0.005	0.006	0.002
	Average	0.002	0.002	0.000
	Min	0.000	-0.004	-0.006
	Std Dev	0.002	0.002	0.001

# HDR Report TPS7H1111-QMLP

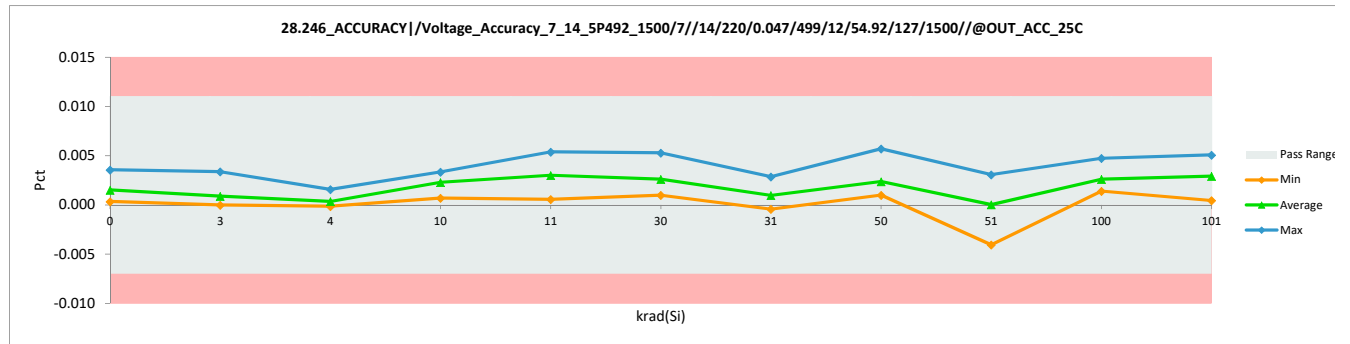
		28.246_ACCURACY /Voltage	
Test Site		Dallas	Dallas
Tester		ETS-364	ETS-364
Test Number		EB6938	EB6938
Unit		Pct	Pct
Max Limit		0.011	0.011
Min Limit		-0.007	-0.007

krad(Si)	Serial #	Pre	Post	Delta
0	51	0.002	0.002	0.000
0	52	0.000	0.000	0.000
0	53	0.004	0.004	0.000
0	54	0.000	0.000	0.000
0	55	0.001	0.001	0.000
3	26	0.000	0.000	0.000
3	27	0.000	0.000	0.000
3	28	0.003	0.003	0.000
3	29	0.000	0.001	0.000
3	30	0.000	0.000	0.000
4	1	0.000	0.000	0.000
4	2	0.000	0.000	0.000
4	3	0.002	0.002	0.000
4	4	0.001	0.000	0.000
4	5	0.000	0.000	0.000
10	31	0.000	0.001	0.000
10	32	0.003	0.003	0.000
10	33	0.002	0.002	0.000
10	34	0.003	0.003	0.000
10	35	0.002	0.002	0.000
11	6	0.005	0.005	0.000
11	7	0.004	0.004	0.000
11	8	0.004	0.004	0.000
11	9	0.001	0.001	0.000
11	10	0.001	0.001	0.000
30	36	0.002	0.003	0.001
30	37	0.002	0.002	0.001
30	38	0.002	0.002	0.000
30	39	0.005	0.005	0.000
30	40	0.001	0.001	0.000
31	15	0.001	0.000	-0.001
31	16	0.002	0.000	-0.002
31	17	0.003	0.002	-0.001
31	18	0.005	0.003	-0.002
31	19	0.002	0.000	-0.002
50	41	0.000	0.002	0.001
50	42	0.005	0.006	0.001
50	43	0.000	0.002	0.002
50	44	0.001	0.002	0.001
50	45	0.000	0.001	0.001
51	11	0.002	-0.004	-0.006
51	12	0.005	0.002	-0.003
51	13	0.002	0.000	-0.002
51	14	0.004	0.003	-0.001
51	20	0.001	-0.001	-0.002
100	46	0.004	0.005	0.001
100	47	0.001	0.002	0.001
100	48	0.003	0.004	0.001
100	49	0.001	0.002	0.001
100	50	0.000	0.001	0.001
101	21	0.005	0.005	0.000
101	22	0.005	0.004	-0.001
101	23	0.005	0.004	0.000



		28.246_ACCURACY /Voltage	
Test Site		Dallas	Dallas
Tester		ETS-364	ETS-364
Test Number		EB6938	EB6938
Unit		Pct	Pct
Max Limit		0.011	0.011
Min Limit		-0.007	-0.007

krad(Si)	0	3	4	10	11	30	31	50	51	100	101
LL	-0.007	-0.007	-0.007	-0.007	-0.007	-0.007	-0.007	-0.007	-0.007	-0.007	-0.007
Min	0.000	0.000	0.000	0.001	0.001	0.001	0.000	0.001	-0.004	0.001	0.000
Average	0.002	0.001	0.000	0.002	0.003	0.003	0.001	0.002	0.000	0.003	0.003
Max	0.004	0.003	0.002	0.003	0.005	0.005	0.003	0.006	0.003	0.005	0.005
UL	0.011	0.011	0.011	0.011	0.011	0.011	0.011	0.011	0.011	0.011	0.011



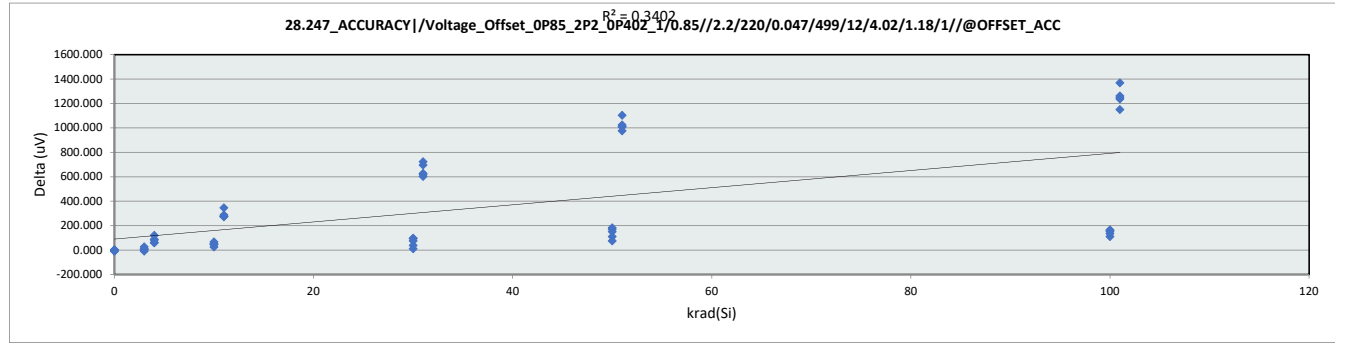
### HDR Report TPS7H1111-QMLP

101	24	0.001	0.001	0.000
101	25	0.000	0.000	0.000
	Max	0.005	0.006	0.002
	Average	0.002	0.002	0.000
	Min	0.000	-0.004	-0.006
	Std Dev	0.002	0.002	0.001

# HDR Report TPS7H1111-QMLP

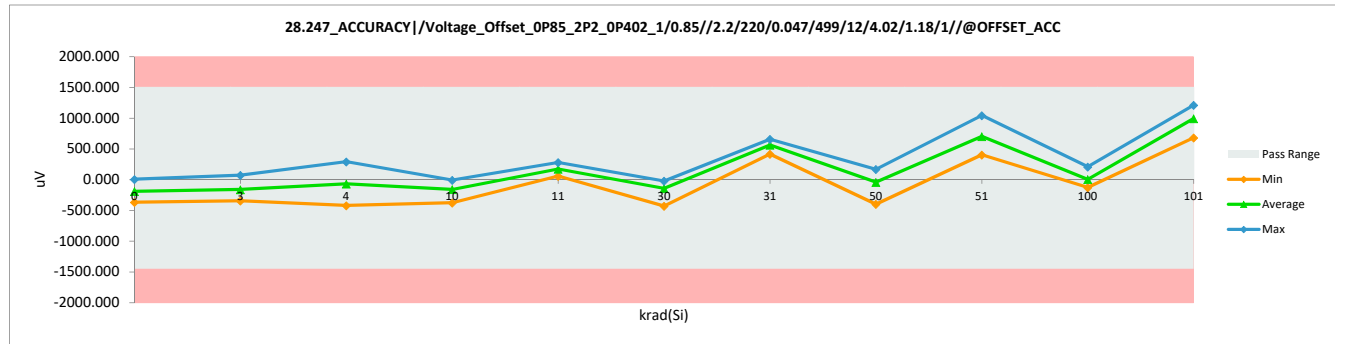
28.247_ACCURACY /Voltage		
Test Site	Dallas	Dallas
Tester	ETS-364	ETS-364
Test Number	EB6938	EB6938
Unit	uV	uV
Max Limit	1500	1500
Min Limit	-1450	-1450

krad(Si)	Serial #	Pre	Post	Delta
0	51	8.436	6.797	-1.639
0	52	-298.171	-294.445	3.726
0	53	-365.434	-366.150	-0.716
0	54	-199.763	-194.041	5.722
0	55	-86.663	-93.727	-7.064
3	26	-154.643	-147.550	7.093
3	27	-233.499	-239.847	-6.348
3	28	44.318	73.494	29.176
3	29	-352.441	-342.487	9.954
3	30	-152.676	-139.533	13.143
4	1	-83.236	1.790	85.026
4	2	-481.157	-419.049	62.108
4	3	202.479	293.316	90.837
4	4	-146.298	-82.223	64.075
4	5	-253.437	-129.787	123.650
10	31	-56.861	-6.316	50.545
10	32	-168.977	-115.244	53.733
10	33	-424.056	-375.627	48.429
10	34	-227.092	-199.346	27.746
10	35	-163.255	-93.548	69.707
11	6	-14.482	275.226	289.708
11	7	-218.867	59.726	278.593
11	8	-111.578	167.789	279.367
11	9	-66.934	281.902	348.836
11	10	-182.657	92.538	275.195
30	36	-69.587	-28.907	40.680
30	37	-168.828	-91.730	77.098
30	38	-148.056	-133.930	14.126
30	39	-117.270	-20.622	96.648
30	40	-528.274	-428.138	100.136
31	15	-67.262	659.140	726.402
31	16	-56.802	573.547	630.349
31	17	-204.591	417.115	621.706
31	18	-128.774	569.673	698.447
31	19	1.790	606.658	604.868
50	41	-166.742	18.896	185.638
50	42	-149.815	23.605	173.420
50	43	57.163	169.935	112.772
50	44	-474.332	-397.293	77.039
50	45	-167.100	-13.886	153.214
51	11	-339.655	674.369	1014.024
51	12	-409.989	617.685	1027.674
51	13	-234.513	777.246	1011.759
51	14	-59.782	1045.527	1105.309
51	20	-573.931	404.687	978.618
100	46	-203.816	-39.457	164.359
100	47	-264.345	-125.973	138.372
100	48	43.245	210.674	167.429
100	49	-22.052	90.780	112.832
100	50	-260.798	-105.856	154.942
101	21	-567.345	683.309	1250.654
101	22	-149.546	1089.604	1239.150
101	23	60.083	1212.390	1152.307



28.247_ACCURACY /Voltage		
Test Site	Dallas	Dallas
Tester	ETS-364	ETS-364
Test Number	EB6938	EB6938
Max Limit	1500	uV
Min Limit	-1450	uV

krad(Si)	0	3	4	10	11	30	31	50	51	100	101
LL	-1450.000	-1450.000	-1450.000	-1450.000	-1450.000	-1450.000	-1450.000	-1450.000	-1450.000	-1450.000	-1450.000
Min	-366.150	-342.487	-419.049	-375.627	59.726	-428.138	417.115	-397.293	404.687	-125.973	683.309
Average	-188.313	-159.185	-67.191	-158.016	175.436	-140.665	565.227	-39.749	703.903	6.034	995.083
Max	6.797	73.494	293.316	-6.316	281.902	-20.622	659.140	169.935	1045.527	210.674	1212.390
UL	1500.000	1500.000	1500.000	1500.000	1500.000	1500.000	1500.000	1500.000	1500.000	1500.000	1500.000



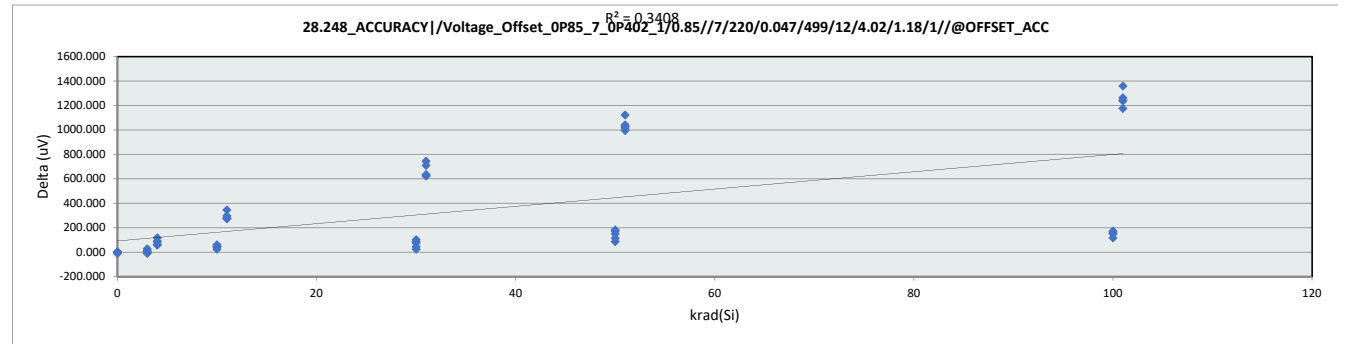
### HDR Report TPS7H1111-QMLP

101	24	-315.694	948.967	1264.661
101	25	-330.685	1041.146	1371.831
	Max	202.479	1212.390	1371.831
	Average	-185.532	153.869	339.401
	Min	-573.931	-428.138	-7.064
	Std Dev	166.041	425.703	425.157

# HDR Report TPS7H1111-QMLP

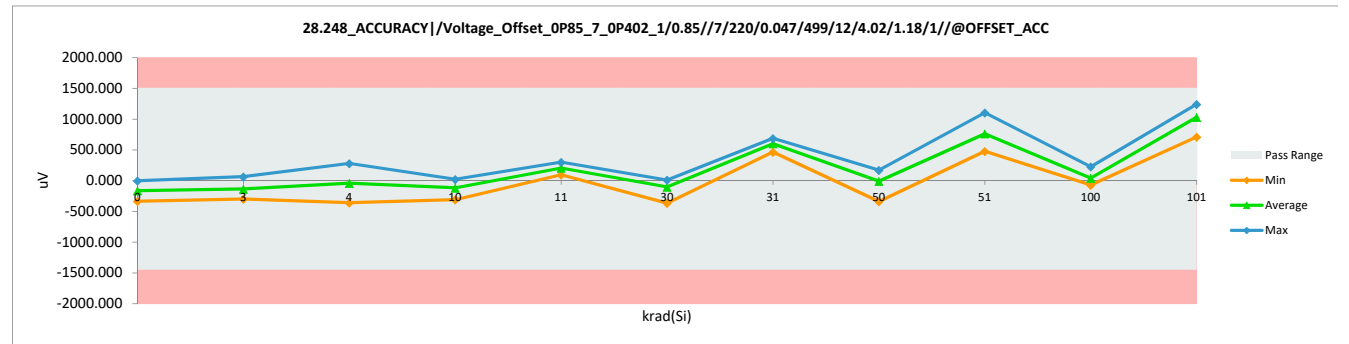
28.248_ACCURACY /Voltage		
Test Site	Dallas	Dallas
Tester	ETS-364	ETS-364
Test Number	EB6938	EB6938
Unit	uV	uV
Max Limit	1500	1500
Min Limit	-1450	-1450

krad(Si)	Serial #	Pre	Post	Delta
0	51	-5.368	-0.510	4.858
0	52	-245.574	-254.187	-8.613
0	53	-339.362	-334.981	4.381
0	54	-148.210	-145.856	2.354
0	55	-74.092	-73.674	0.418
3	26	-120.077	-112.388	7.689
3	27	-208.470	-216.130	-7.660
3	28	32.958	63.804	30.846
3	29	-299.576	-298.563	1.013
3	30	-125.352	-113.103	12.249
4	1	-66.790	26.730	93.520
4	2	-420.007	-359.091	60.916
4	3	191.715	279.930	88.215
4	4	-122.699	-56.270	66.429
4	5	-214.639	-93.910	120.729
10	31	-20.209	23.213	43.422
10	32	-134.799	-85.715	49.084
10	33	-356.469	-308.278	48.191
10	34	-191.125	-165.048	26.077
10	35	-112.805	-50.101	62.704
11	6	0.474	300.643	300.169
11	7	-182.691	94.977	277.668
11	8	-77.728	205.782	283.510
11	9	-47.210	301.209	348.419
11	10	-149.015	126.776	275.791
30	36	-55.137	-9.450	45.687
30	37	-136.200	-58.714	77.486
30	38	-116.649	-90.066	26.583
30	39	-79.933	11.173	91.106
30	40	-469.598	-365.231	104.367
31	15	-59.310	688.103	747.413
31	16	-23.100	613.060	636.160
31	17	-169.727	465.032	634.759
31	18	-118.110	594.166	712.276
31	19	23.243	647.095	623.852
50	41	-136.498	48.306	184.804
50	42	-105.176	70.718	175.894
50	43	54.148	171.122	116.974
50	44	-426.683	-337.038	89.645
50	45	-145.975	6.136	152.111
51	11	-295.970	722.554	1018.524
51	12	-363.770	679.788	1043.558
51	13	-202.331	828.233	1030.564
51	14	-19.762	1104.948	1124.710
51	20	-518.474	478.533	997.007
100	46	-171.098	-4.831	166.267
100	47	-214.967	-63.333	151.634
100	48	50.065	226.286	176.221
100	49	6.732	125.584	118.852
100	50	-228.199	-71.201	156.998
101	21	-527.713	711.885	1239.598
101	22	-101.599	1141.515	1243.114
101	23	65.562	1243.082	1177.520



28.248_ACCURACY /		
Test Site	Dallas	
Tester	ETS-364	
Test Number	EB6938	
Max Limit	1500	uV
Min Limit	-1450	uV

krad(Si)	0	3	4	10	11	30	31	50	51	100	101
LL	-1450.000	-1450.000	-1450.000	-1450.000	-1450.000	-1450.000	-1450.000	-1450.000	-1450.000	-1450.000	-1450.000
Min	-334.981	-298.563	-359.091	-308.278	94.977	-365.231	465.032	-337.038	478.533	-71.201	711.885
Average	-161.842	-135.276	-40.522	-117.186	205.877	-102.458	601.491	-8.151	762.811	42.501	1031.187
Max	-0.510	63.804	279.930	23.213	301.209	11.173	688.103	171.122	1104.948	226.286	1243.082
UL	1500.000	1500.000	1500.000	1500.000	1500.000	1500.000	1500.000	1500.000	1500.000	1500.000	1500.000



### HDR Report TPS7H1111-QMLP

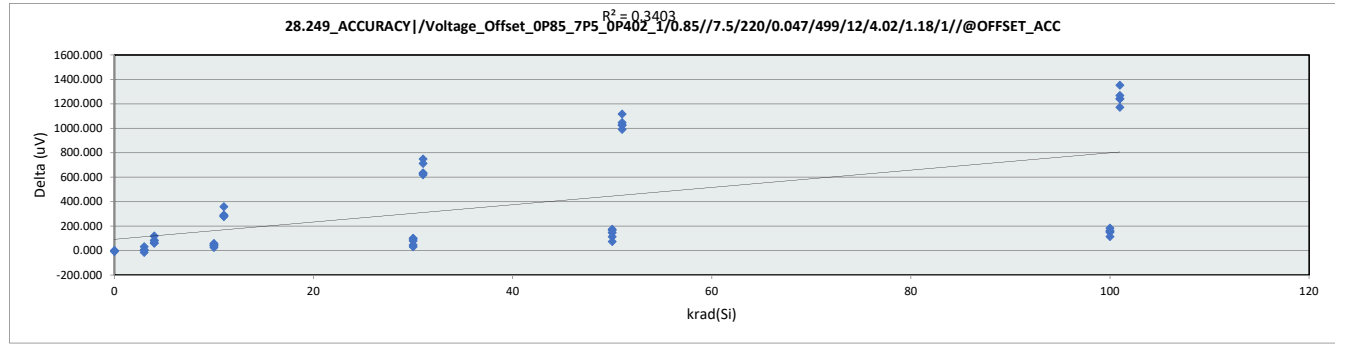
101	24	-282.648	983.682	1266.330
101	25	-285.569	1075.771	1361.340
	Max	191.715	1243.082	1361.340
	Average	-154.392	188.948	343.341
	Min	-527.713	-365.231	-8.613
	Std Dev	152.390	426.342	428.331



# HDR Report TPS7H1111-QMLP

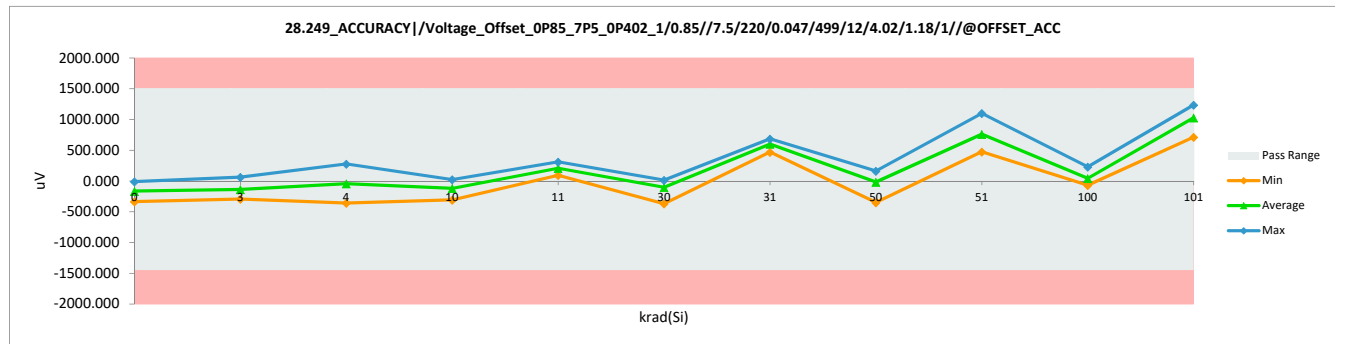
28.249_ACCURACY /Voltage		
Test Site	Dallas	Dallas
Tester	ETS-364	ETS-364
Test Number	EB6938	EB6938
Unit	uV	uV
Max Limit	1500	1500
Min Limit	-1450	-1450

krad(Si)	Serial #	Pre	Post	Delta
0	51	-5.692	-10.043	-4.351
0	52	-251.233	-251.919	-0.686
0	53	-338.196	-334.859	3.337
0	54	-146.031	-148.028	-1.997
0	55	-74.416	-74.506	-0.090
3	26	-121.563	-114.798	6.765
3	27	-211.030	-224.501	-13.471
3	28	29.356	63.479	34.123
3	29	-298.977	-293.731	5.246
3	30	-124.812	-118.464	6.348
4	1	-68.724	18.180	86.904
4	2	-420.361	-357.926	62.435
4	3	194.550	277.221	82.671
4	4	-127.971	-64.134	63.837
4	5	-214.189	-91.999	122.190
10	31	-29.653	24.289	53.942
10	32	-130.772	-87.082	43.690
10	33	-350.296	-308.037	42.259
10	34	-198.841	-171.125	27.716
10	35	-110.775	-50.366	60.409
11	6	4.649	297.427	292.778
11	7	-189.304	94.384	283.688
11	8	-79.065	201.494	280.559
11	9	-50.038	310.928	360.966
11	10	-150.770	137.180	287.950
30	36	-59.873	-11.027	48.846
30	37	-139.624	-58.889	80.735
30	38	-119.507	-85.979	33.528
30	39	-82.701	14.365	97.066
30	40	-472.605	-369.072	103.533
31	15	-64.909	686.586	751.495
31	16	-25.570	609.547	635.117
31	17	-167.429	470.490	637.919
31	18	-119.835	594.497	714.332
31	19	22.590	644.565	621.975
50	41	-134.557	41.783	176.340
50	42	-105.113	62.764	167.877
50	43	48.310	163.526	115.216
50	44	-425.160	-348.776	76.384
50	45	-150.412	-2.444	147.968
51	11	-299.602	726.790	1026.392
51	12	-368.029	681.639	1049.668
51	13	-207.007	824.482	1031.489
51	14	-17.762	1101.435	1119.197
51	20	-518.083	474.990	993.073
100	46	-166.833	-6.884	159.949
100	47	-212.460	-60.647	151.813
100	48	44.853	230.283	185.430
100	49	8.643	124.902	116.259
100	50	-233.501	-68.307	165.194
101	21	-529.617	714.064	1243.681
101	22	-107.258	1135.916	1243.174
101	23	61.930	1236.648	1174.718



28.249_ACCURACY /Voltage		
Test Site	Dallas	
Tester	ETS-364	
Test Number	EB6938	
Max Limit	1500	uV
Min Limit	-1450	uV

krad(Si)	0	3	4	10	11	30	31	50	51	100	101
LL	-1450.000	-1450.000	-1450.000	-1450.000	-1450.000	-1450.000	-1450.000	-1450.000	-1450.000	-1450.000	-1450.000
Min	-334.859	-293.731	-357.926	-308.037	94.384	-369.072	470.490	-348.776	474.990	-68.307	714.064
Average	-163.871	-137.603	-43.732	-118.464	208.283	-102.120	601.137	-16.629	761.867	43.869	1028.586
Max	-10.043	63.479	277.221	24.289	310.928	14.365	686.586	163.526	1101.435	230.283	1236.648
UL	1500.000	1500.000	1500.000	1500.000	1500.000	1500.000	1500.000	1500.000	1500.000	1500.000	1500.000



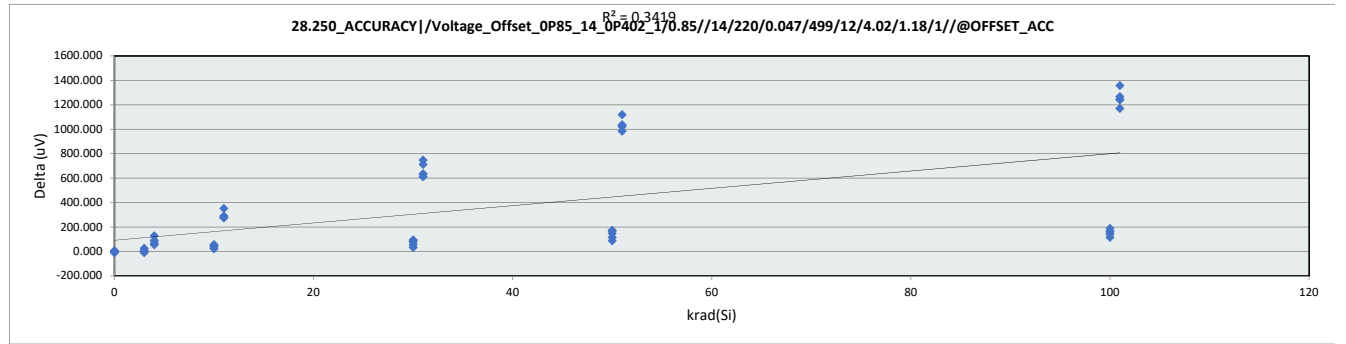
### HDR Report TPS7H1111-QMLP

101	24	-283.628	987.500	1271.128
101	25	-285.834	1068.801	1354.635
	Max	194.550	1236.648	1354.635
	Average	-155.904	187.393	343.297
	Min	-529.617	-369.072	-13.471
	Std Dev	152.060	426.354	428.898

# HDR Report TPS7H1111-QMLP

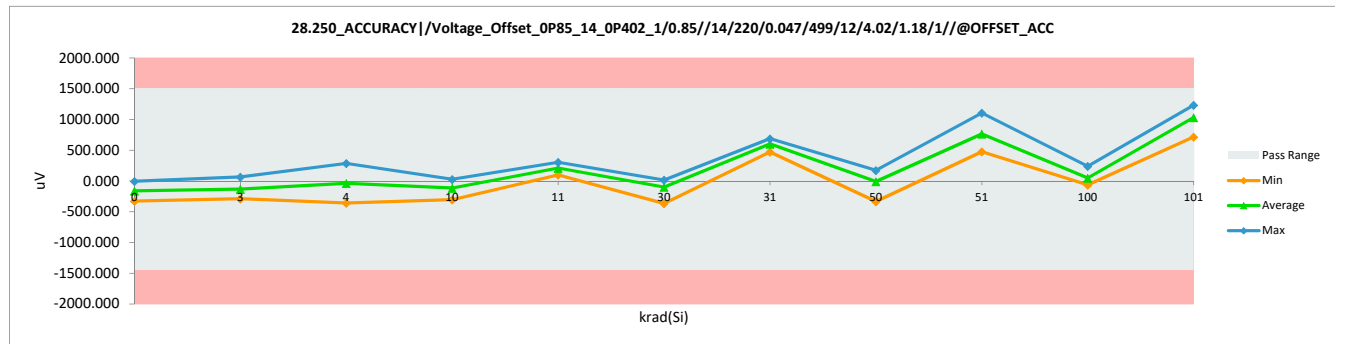
28.250_ACCURACY/Voltac		
Test Site	Dallas	Dallas
Tester	ETS-364	ETS-364
Test Number	EB6938	EB6938
Unit	uV	uV
Max Limit	1500	1500
Min Limit	-1450	-1450

krad(Si)	Serial #	Pre	Post	Delta
0	51	-2.478	-4.564	-2.086
0	52	-246.827	-248.914	-2.087
0	53	-334.416	-327.651	6.765
0	54	-145.827	-136.678	9.149
0	55	-70.249	-77.789	-7.540
3	26	-117.843	-105.415	12.428
3	27	-206.922	-213.657	-6.735
3	28	36.682	65.859	29.177
3	29	-292.306	-289.385	2.921
3	30	-123.148	-117.038	6.110
4	1	-66.315	22.347	88.662
4	2	-415.896	-357.722	58.174
4	3	194.336	286.932	92.596
4	4	-125.711	-58.179	67.532
4	5	-213.806	-82.408	131.398
10	31	-21.552	27.592	49.144
10	32	-128.482	-85.984	42.498
10	33	-349.377	-303.482	45.895
10	34	-188.862	-164.066	24.796
10	35	-109.200	-49.834	59.366
11	6	6.463	299.330	292.867
11	7	-179.683	100.161	279.844
11	8	-74.600	203.128	277.728
11	9	-49.536	305.261	354.797
11	10	-145.440	139.828	285.268
30	36	-60.503	-3.015	57.488
30	37	-136.887	-58.268	78.619
30	38	-115.340	-79.159	36.181
30	39	-78.474	15.642	94.116
30	40	-462.239	-365.381	96.858
31	15	-62.232	688.042	750.274
31	16	-24.264	612.433	636.697
31	17	-165.795	471.438	637.233
31	18	-114.952	600.363	715.315
31	19	31.049	644.679	613.630
50	41	-129.108	47.024	176.132
50	42	-104.432	66.216	170.648
50	43	55.100	173.177	118.077
50	44	-424.360	-333.701	90.659
50	45	-146.423	4.466	150.889
51	11	-294.004	731.404	1025.408
51	12	-357.603	681.753	1039.356
51	13	-202.243	830.229	1032.472
51	14	-16.187	1106.168	1122.355
51	20	-510.339	476.326	986.665
100	46	-166.719	-3.164	163.555
100	47	-205.313	-61.606	143.707
100	48	49.259	240.411	191.152
100	49	11.678	129.516	117.838
100	50	-229.274	-63.156	166.118
101	21	-526.284	717.308	1243.592
101	22	-101.899	1143.660	1245.559
101	23	60.822	1233.454	1172.632



28.250_ACCURACY/Voltac		
Test Site	Dallas	
Tester	ETS-364	
Test Number	EB6938	
Max Limit	1500	uV
Min Limit	-1450	uV

krad(Si)	0	3	4	10	11	30	31	50	51	100	101
LL	-1450.000	-1450.000	-1450.000	-1450.000	-1450.000	-1450.000	-1450.000	-1450.000	-1450.000	-1450.000	-1450.000
Min	-327.651	-289.385	-357.722	-303.482	100.161	-365.381	471.438	-333.701	476.326	-63.156	717.308
Average	-159.119	-131.927	-37.806	-115.155	209.542	-98.036	603.391	-8.564	765.176	48.400	1032.259
Max	-4.564	65.859	286.932	27.592	305.261	15.642	688.042	173.177	1106.168	240.411	1233.454
UL	1500.000	1500.000	1500.000	1500.000	1500.000	1500.000	1500.000	1500.000	1500.000	1500.000	1500.000



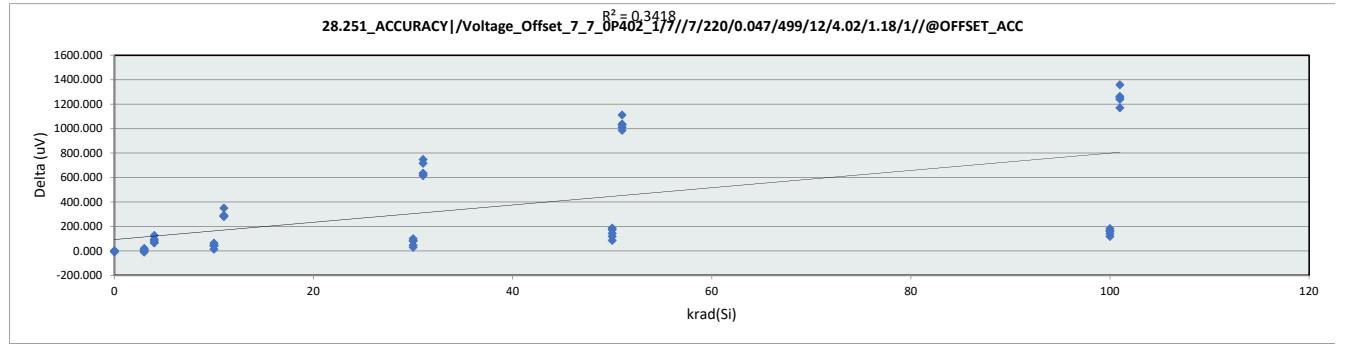
### HDR Report TPS7H1111-QMLP

101	24	-281.130	988.956	1270.086
101	25	-281.964	1077.916	1359.880
	Max	194.336	1233.454	1359.880
	Average	-152.019	191.651	343.670
	Min	-526.284	-365.381	-7.540
	Std Dev	151.275	425.584	428.051

# HDR Report TPS7H1111-QMLP

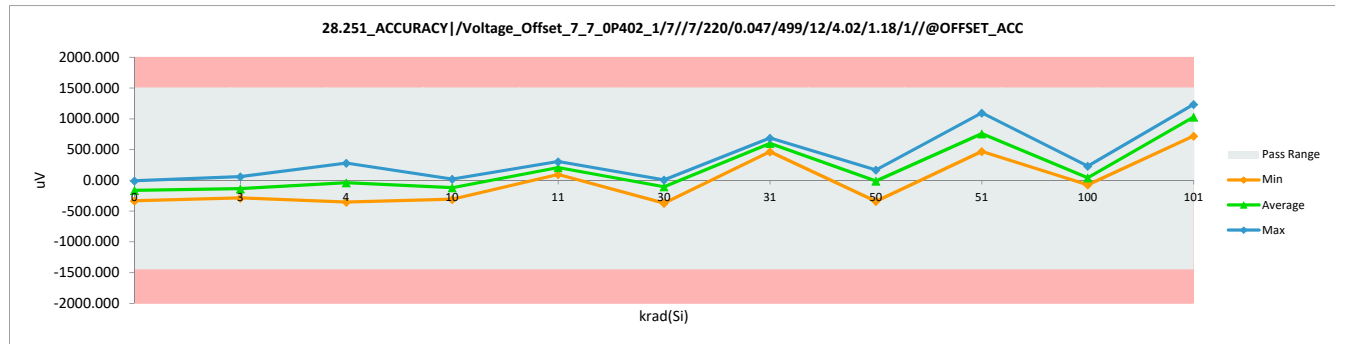
28.251_ACCURACY /Voltage		
Test Site	Dallas	Dallas
Tester	ETS-364	ETS-364
Test Number	EB6938	EB6938
Unit	uV	uV
Max Limit	1500	1500
Min Limit	-1450	-1450

krad(Si)	Serial #	Pre	Post	Delta
0	51	-1.165	-6.261	-5.096
0	52	-250.997	-254.753	-3.756
0	53	-334.951	-332.477	2.474
0	54	-149.163	-148.746	0.417
0	55	-71.647	-68.607	3.040
3	26	-122.311	-113.162	9.149
3	27	-207.933	-215.324	-7.391
3	28	38.025	60.556	22.531
3	29	-298.234	-287.297	10.937
3	30	-124.367	-123.056	1.311
4	1	-69.948	28.429	98.377
4	2	-421.377	-352.653	68.724
4	3	195.769	281.034	85.265
4	4	-129.464	-59.607	69.857
4	5	-218.871	-90.750	128.121
10	31	-24.679	21.187	45.866
10	32	-133.368	-86.340	47.028
10	33	-352.504	-307.532	44.972
10	34	-185.879	-169.607	16.272
10	35	-116.410	-50.130	66.280
11	6	5.422	297.574	292.152
11	7	-187.071	97.153	284.224
11	8	-80.826	208.703	289.529
11	9	-46.345	305.799	352.144
11	10	-149.163	136.075	285.238
30	36	-59.428	-11.357	48.071
30	37	-141.146	-56.597	84.549
30	38	-119.659	-87.919	31.740
30	39	-77.846	8.015	85.861
30	40	-472.846	-370.535	102.311
31	15	-62.528	688.074	750.602
31	16	-23.636	613.657	637.293
31	17	-165.763	466.017	631.780
31	18	-121.983	596.163	718.146
31	19	25.449	643.609	618.160
50	41	-135.424	53.791	189.215
50	42	-107.976	67.202	175.178
50	43	48.844	169.633	120.789
50	44	-427.219	-339.481	87.738
50	45	-143.292	2.591	145.883
51	11	-295.075	717.667	1012.742
51	12	-359.567	679.610	1039.177
51	13	-207.635	826.595	1034.230
51	14	-16.394	1096.902	1113.296
51	20	-517.132	471.709	988.841
100	46	-178.548	-11.029	167.519
100	47	-207.486	-64.494	142.992
100	48	48.009	232.694	184.685
100	49	6.793	126.807	120.014
100	50	-233.772	-71.677	162.095
101	21	-533.553	721.274	1254.827
101	22	-101.628	1140.205	1241.833
101	23	63.536	1236.109	1172.573



28.251_ACCURACY		
Test Site	Dallas	
Tester	ETS-364	
Test Number	EB6938	
Max Limit	1500	uV
Min Limit	-1450	uV

krad(Si)	0	3	4	10	11	30	31	50	51	100	101
LL	-1450.000	-1450.000	-1450.000	-1450.000	-1450.000	-1450.000	-1450.000	-1450.000	-1450.000	-1450.000	-1450.000
Min	-332.477	-287.297	-352.653	-307.532	97.153	-370.535	466.017	-339.481	471.709	-71.677	721.274
Average	-162.169	-135.657	-38.709	-118.484	209.061	-103.679	601.504	-9.253	758.497	42.460	1030.377
Max	-6.261	60.556	281.034	21.187	305.799	8.015	688.074	169.633	1096.902	232.694	1236.109
UL	1500.000	1500.000	1500.000	1500.000	1500.000	1500.000	1500.000	1500.000	1500.000	1500.000	1500.000



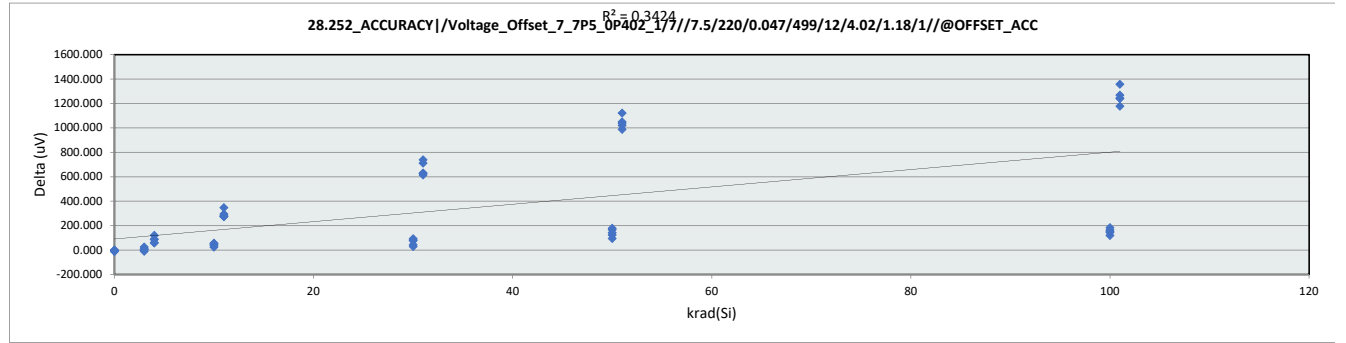
### HDR Report TPS7H1111-QMLP

101	24	-284.614	980.792	1265.406
101	25	-287.297	1073.507	1360.804
	Max	195.769	1236.109	1360.804
	Average	-155.023	188.541	343.564
	Min	-533.553	-370.535	-7.391
	Std Dev	152.693	425.481	427.816

# HDR Report TPS7H1111-QMLP

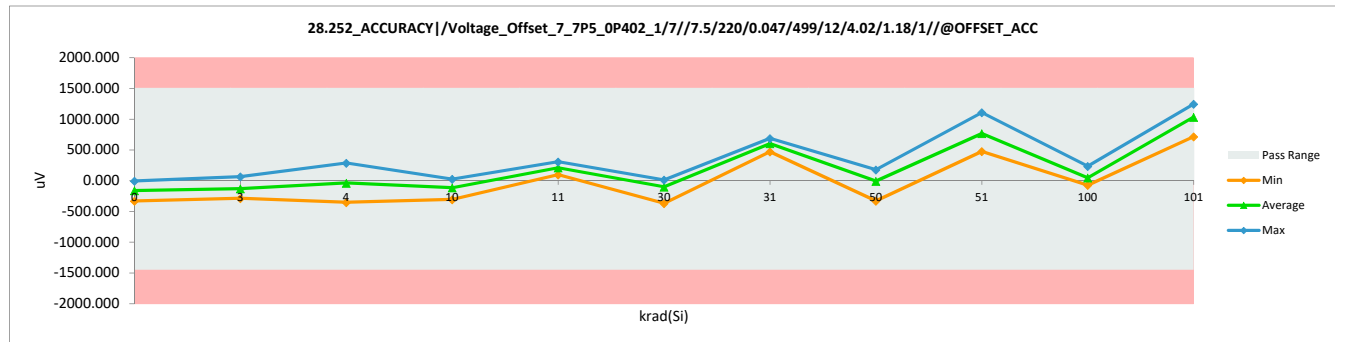
28.252_ACCURACY /Voltage		
Test Site	Dallas	Dallas
Tester	ETS-364	ETS-364
Test Number	EB6938	EB6938
Unit	uV	uV
Max Limit	1500	1500
Min Limit	-1450	-1450

krad(Si)	Serial #	Pre	Post	Delta
0	51	4.703	-4.327	-9.030
0	52	-243.819	-244.683	-0.864
0	53	-332.093	-330.096	1.997
0	54	-145.411	-142.908	2.503
0	55	-68.521	-75.614	-7.093
3	26	-111.884	-106.311	5.573
3	27	-200.874	-208.116	-7.242
3	28	37.724	65.827	28.103
3	29	-293.231	-286.496	6.735
3	30	-125.235	-112.361	12.874
4	1	-68.402	21.899	90.301
4	2	-414.318	-351.524	62.794
4	3	197.554	287.944	90.390
4	4	-115.609	-54.812	60.797
4	5	-208.831	-85.926	122.905
10	31	-18.305	26.101	44.406
10	32	-132.924	-78.237	54.687
10	33	-347.143	-304.705	42.438
10	34	-187.761	-161.713	26.048
10	35	-108.635	-49.180	59.455
11	6	7.325	304.961	297.636
11	7	-179.148	98.074	277.222
11	8	-75.704	207.508	283.212
11	9	-41.372	308.806	350.178
11	10	-140.434	135.803	276.237
30	36	-55.051	-8.738	46.313
30	37	-135.070	-55.557	79.513
30	38	-111.586	-80.144	31.442
30	39	-72.575	13.137	85.712
30	40	-463.402	-367.051	96.351
31	15	-52.547	688.607	741.154
31	16	-20.301	612.193	632.494
31	17	-161.266	470.990	632.256
31	18	-116.205	598.305	714.510
31	19	30.839	648.612	617.773
50	41	-132.030	48.602	180.632
50	42	-102.675	66.751	169.426
50	43	53.012	178.570	125.558
50	44	-424.927	-328.249	96.678
50	45	-137.961	6.282	144.243
51	11	-290.996	731.730	1022.726
51	12	-365.770	685.865	1051.635
51	13	-202.811	839.347	1042.158
51	14	-14.639	1108.879	1123.518
51	20	-513.858	477.070	990.928
100	46	-168.210	-1.168	167.042
100	47	-205.851	-58.925	146.926
100	48	48.870	235.462	186.592
100	49	10.276	131.869	121.593
100	50	-226.146	-71.621	154.525
101	21	-527.328	717.485	1244.813
101	22	-99.188	1145.625	1244.813
101	23	66.125	1246.387	1180.262



28.252_ACCURACY		
Test Site	Dallas	
Tester	ETS-364	
Test Number	EB6938	
Max Limit	1500	uV
Min Limit	-1450	uV

krad(Si)	0	3	4	10	11	30	31	50	51	100	101
LL	-1450.000	-1450.000	-1450.000	-1450.000	-1450.000	-1450.000	-1450.000	-1450.000	-1450.000	-1450.000	-1450.000
Min	-330.096	-286.496	-351.524	-304.705	98.074	-367.051	470.990	-328.249	477.070	-71.621	717.485
Average	-159.526	-129.491	-36.484	-113.547	211.030	-99.671	603.741	-5.609	768.578	47.123	1035.094
Max	-4.327	65.827	287.944	26.101	308.806	13.137	688.607	178.570	1108.879	235.462	1246.387
UL	1500.000	1500.000	1500.000	1500.000	1500.000	1500.000	1500.000	1500.000	1500.000	1500.000	1500.000



### HDR Report TPS7H1111-QMLP

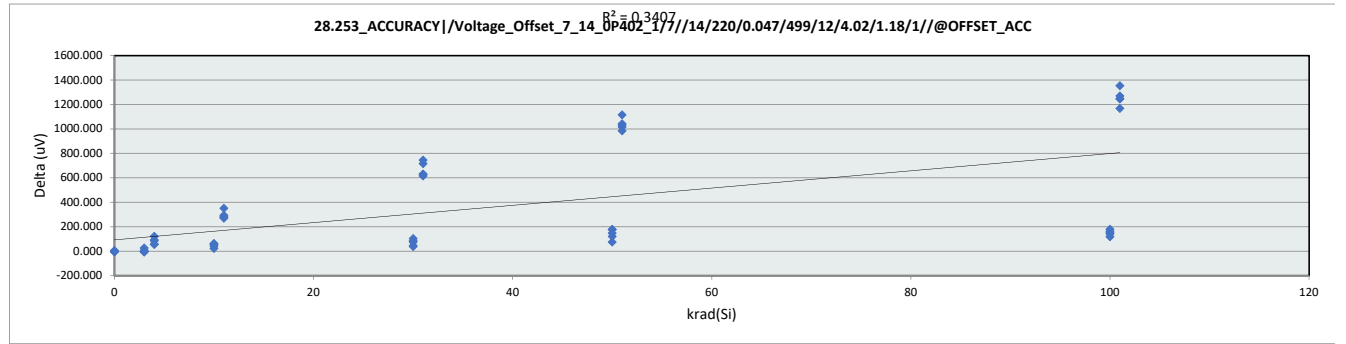
101	24	-281.072	990.176	1271.248
101	25	-283.337	1075.798	1359.135
	Max	197.554	1246.387	1359.135
	Average	-150.328	192.840	343.168
	Min	-527.328	-367.051	-9.030
	Std Dev	152.349	426.361	429.343



# HDR Report TPS7H1111-QMLP

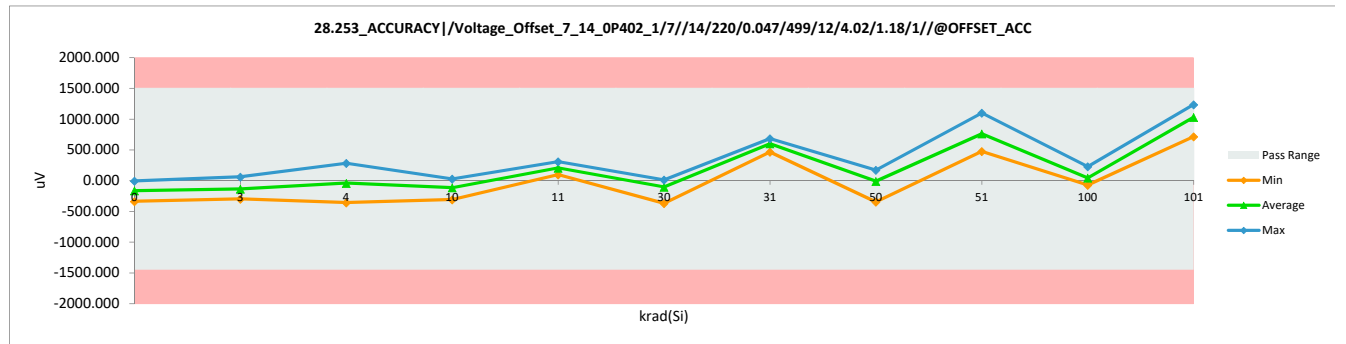
28.253_ACCURACY /Voltage		
Test Site	Dallas	Dallas
Tester	ETS-364	ETS-364
Test Number	EB6938	EB6938
Unit	uV	uV
Max Limit	1500	1500
Min Limit	-1450	-1450

krad(Si)	Serial #	Pre	Post	Delta
0	51	-5.962	-2.744	3.218
0	52	-253.500	-255.139	-1.639
0	53	-338.467	-335.814	2.653
0	54	-146.271	-149.937	-3.666
0	55	-78.590	-70.693	7.897
3	26	-119.241	-109.913	9.328
3	27	-204.326	-209.661	-5.335
3	28	33.079	62.106	29.027
3	29	-300.350	-296.982	3.368
3	30	-120.224	-117.065	3.159
4	1	-66.759	27.238	93.997
4	2	-418.158	-357.391	60.767
4	3	195.353	283.836	88.483
4	4	-120.463	-62.289	58.174
4	5	-214.191	-89.915	124.276
10	31	-28.940	29.830	58.770
10	32	-136.079	-81.302	54.777
10	33	-350.835	-307.174	43.661
10	34	-190.588	-164.987	25.601
10	35	-109.644	-44.169	65.475
11	6	5.035	300.644	295.609
11	7	-184.895	98.286	283.181
11	8	-75.133	206.439	281.572
11	9	-42.887	310.539	353.426
11	10	-148.417	124.006	272.423
30	36	-60.649	-12.727	47.922
30	37	-138.523	-61.603	76.920
30	38	-123.592	-83.418	40.174
30	39	-74.329	13.737	88.066
30	40	-474.276	-367.911	106.365
31	15	-63.093	684.647	747.740
31	16	-26.824	607.370	634.194
31	17	-164.600	466.852	631.452
31	18	-117.035	601.499	718.534
31	19	29.115	646.560	617.445
50	41	-134.261	47.146	181.407
50	42	-105.144	73.789	178.933
50	43	48.755	172.137	123.382
50	44	-422.420	-344.844	77.576
50	45	-142.785	7.419	150.204
51	11	-294.717	723.509	1018.226
51	12	-361.116	683.634	1044.750
51	13	-204.118	830.172	1034.290
51	14	-17.227	1101.164	1118.391
51	20	-510.426	476.627	987.053
100	46	-170.531	-5.307	165.224
100	47	-204.207	-60.709	143.498
100	48	47.771	229.566	181.795
100	49	8.820	129.668	120.848
100	50	-226.678	-70.931	155.747
101	21	-531.288	717.161	1248.449
101	22	-106.634	1141.546	1248.180
101	23	67.828	1237.659	1169.831



28.253_ACCURACY		
Test Site	Dallas	
Tester	ETS-364	
Test Number	EB6938	
Max Limit	1500	uV
Min Limit	-1450	uV

krad(Si)	0	3	4	10	11	30	31	50	51	100	101
LL	-1450.000	-1450.000	-1450.000	-1450.000	-1450.000	-1450.000	-1450.000	-1450.000	-1450.000	-1450.000	-1450.000
Min	-335.814	-296.982	-357.391	-307.174	98.286	-367.911	466.852	-344.844	476.627	-70.931	717.161
Average	-162.865	-134.303	-39.704	-113.560	207.983	-102.384	601.386	-8.871	763.021	44.457	1031.260
Max	-2.744	62.106	283.836	29.830	310.539	13.737	684.647	172.137	1101.164	229.566	1237.659
UL	1500.000	1500.000	1500.000	1500.000	1500.000	1500.000	1500.000	1500.000	1500.000	1500.000	1500.000



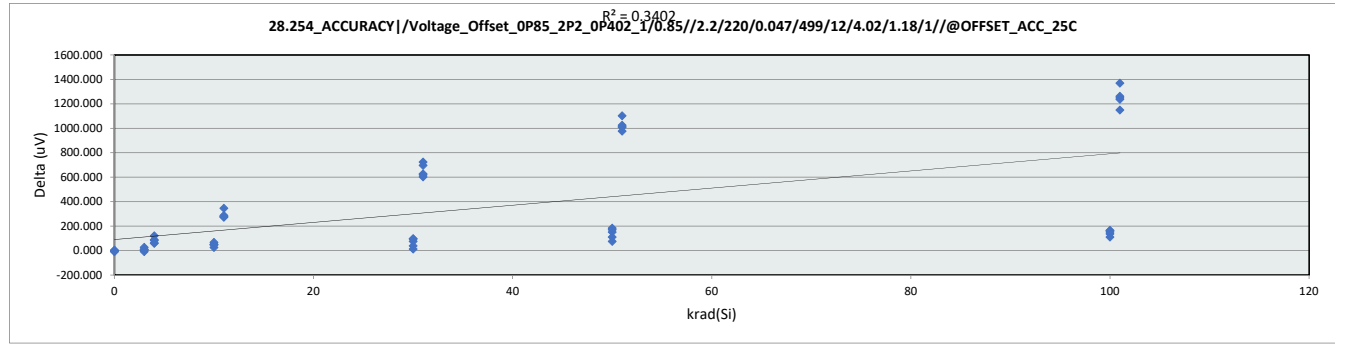
### HDR Report TPS7H1111-QMLP

101	24	-285.955	986.455	1272.410
101	25	-282.051	1073.478	1355.529
	Max	195.353	1237.659	1355.529
	Average	-153.830	189.674	343.504
	Min	-531.288	-367.911	-5.335
	Std Dev	152.030	426.133	427.947

# HDR Report TPS7H1111-QMLP

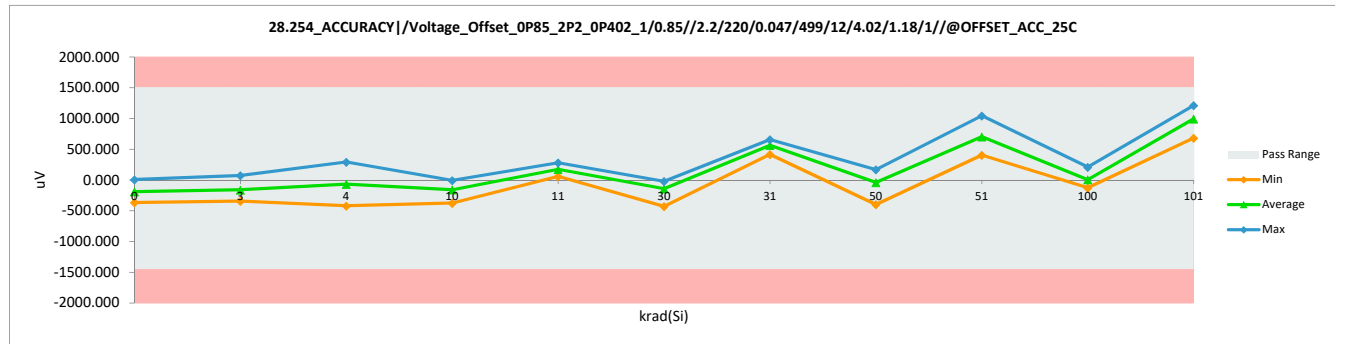
28.254_ACCURACY/Voltac		
Test Site	Dallas	Dallas
Tester	ETS-364	ETS-364
Test Number	EB6938	EB6938
Unit	uV	uV
Max Limit	1500	1500
Min Limit	-1450	-1450

krad(Si)	Serial #	Pre	Post	Delta
0	51	8.436	6.797	-1.639
0	52	-298.171	-294.445	3.726
0	53	-365.434	-366.150	-0.716
0	54	-199.763	-194.041	5.722
0	55	-86.663	-93.727	-7.064
3	26	-154.643	-147.550	7.093
3	27	-233.499	-239.847	-6.348
3	28	44.318	73.494	29.176
3	29	-352.441	-342.487	9.954
3	30	-152.676	-139.533	13.143
4	1	-83.236	1.790	85.026
4	2	-481.157	-419.049	62.108
4	3	202.479	293.316	90.837
4	4	-146.298	-82.223	64.075
4	5	-253.437	-129.787	123.650
10	31	-56.861	-6.316	50.545
10	32	-168.977	-115.244	53.733
10	33	-424.056	-375.627	48.429
10	34	-227.092	-199.346	27.746
10	35	-163.255	-93.548	69.707
11	6	-14.482	275.226	289.708
11	7	-218.867	59.726	278.593
11	8	-111.578	167.789	279.367
11	9	-66.934	281.902	348.836
11	10	-182.657	92.538	275.195
30	36	-69.587	-28.907	40.680
30	37	-168.828	-91.730	77.098
30	38	-148.056	-133.930	14.126
30	39	-117.270	-20.622	96.648
30	40	-528.274	-428.138	100.136
31	15	-67.262	659.140	726.402
31	16	-56.802	573.547	630.349
31	17	-204.591	417.115	621.706
31	18	-128.774	569.673	698.447
31	19	1.790	606.658	604.868
50	41	-166.742	18.896	185.638
50	42	-149.815	23.605	173.420
50	43	57.163	169.935	112.772
50	44	-474.332	-397.293	77.039
50	45	-167.100	-13.886	153.214
51	11	-339.655	674.369	1014.024
51	12	-409.989	617.685	1027.674
51	13	-234.513	777.246	1011.759
51	14	-59.782	1045.527	1105.309
51	20	-573.931	404.687	978.618
100	46	-203.816	-39.457	164.359
100	47	-264.345	-125.973	138.372
100	48	43.245	210.674	167.429
100	49	-22.052	90.780	112.832
100	50	-260.798	-105.856	154.942
101	21	-567.345	683.309	1250.654
101	22	-149.546	1089.604	1239.150
101	23	60.083	1212.390	1152.307



28.254_ACCURACY/Voltac		
Test Site	Dallas	
Tester	ETS-364	
Test Number	EB6938	
Max Limit	1500	uV
Min Limit	-1450	uV

krad(Si)	0	3	4	10	11	30	31	50	51	100	101
LL	-1450.000	-1450.000	-1450.000	-1450.000	-1450.000	-1450.000	-1450.000	-1450.000	-1450.000	-1450.000	-1450.000
Min	-366.150	-342.487	-419.049	-375.627	59.726	-428.138	417.115	-397.293	404.687	-125.973	683.309
Average	-188.313	-159.185	-67.191	-158.016	175.436	-140.665	565.227	-39.749	703.903	6.034	995.083
Max	6.797	73.494	293.316	-6.316	281.902	-20.622	659.140	169.935	1045.527	210.674	1212.390
UL	1500.000	1500.000	1500.000	1500.000	1500.000	1500.000	1500.000	1500.000	1500.000	1500.000	1500.000



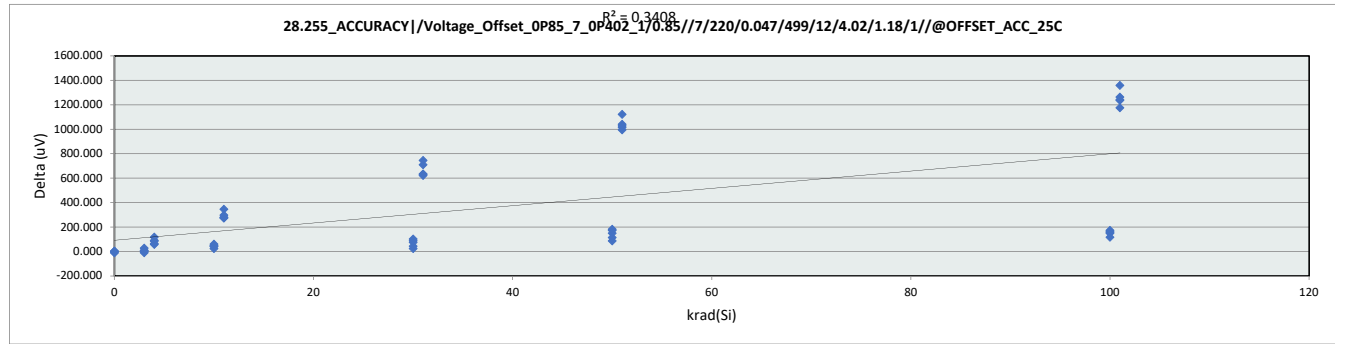
### HDR Report TPS7H1111-QMLP

101	24	-315.694	948.967	1264.661
101	25	-330.685	1041.146	1371.831
	Max	202.479	1212.390	1371.831
	Average	-185.532	153.869	339.401
	Min	-573.931	-428.138	-7.064
	Std Dev	166.041	425.703	425.157

# HDR Report TPS7H1111-QMLP

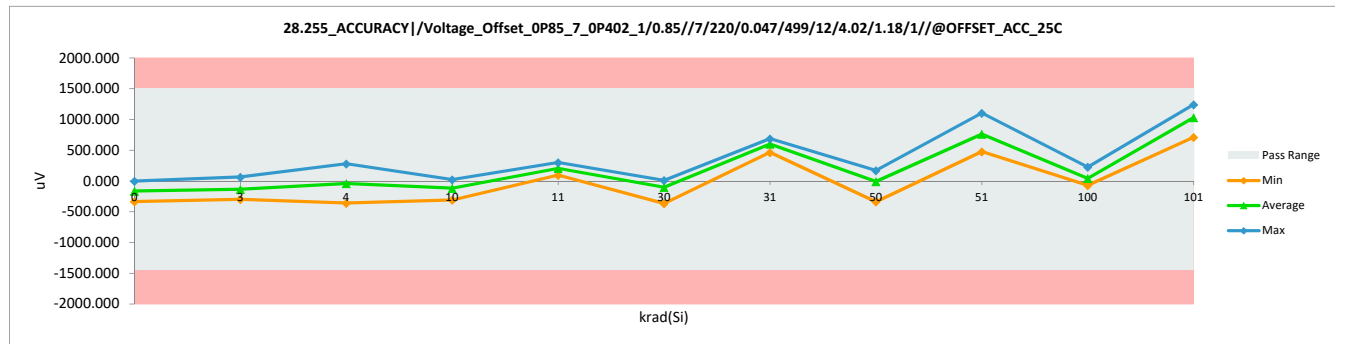
28.255_ACCURACY /Voltage		
Test Site	Dallas	Dallas
Tester	ETS-364	ETS-364
Test Number	EB6938	EB6938
Unit	uV	uV
Max Limit	1500	1500
Min Limit	-1450	-1450

krad(Si)	Serial #	Pre	Post	Delta
0	51	-5.368	-0.510	4.858
0	52	-245.574	-254.187	-8.613
0	53	-339.362	-334.981	4.381
0	54	-148.210	-145.856	2.354
0	55	-74.092	-73.674	0.418
3	26	-120.077	-112.388	7.689
3	27	-208.470	-216.130	-7.660
3	28	32.958	63.804	30.846
3	29	-299.576	-298.563	1.013
3	30	-125.352	-113.103	12.249
4	1	-66.790	26.730	93.520
4	2	-420.007	-359.091	60.916
4	3	191.715	279.930	88.215
4	4	-122.699	-56.270	66.429
4	5	-214.639	-93.910	120.729
10	31	-20.209	23.213	43.422
10	32	-134.799	-85.715	49.084
10	33	-356.469	-308.278	48.191
10	34	-191.125	-165.048	26.077
10	35	-112.805	-50.101	62.704
11	6	0.474	300.643	300.169
11	7	-182.691	94.977	277.668
11	8	-77.728	205.782	283.510
11	9	-47.210	301.209	348.419
11	10	-149.015	126.776	275.791
30	36	-55.137	-9.450	45.687
30	37	-136.200	-58.714	77.486
30	38	-116.649	-90.066	26.583
30	39	-79.933	11.173	91.106
30	40	-469.598	-365.231	104.367
31	15	-59.310	688.103	747.413
31	16	-23.100	613.060	636.160
31	17	-169.727	465.032	634.759
31	18	-118.110	594.166	712.276
31	19	23.243	647.095	623.852
50	41	-136.498	48.306	184.804
50	42	-105.176	70.718	175.894
50	43	54.148	171.122	116.974
50	44	-426.683	-337.038	89.645
50	45	-145.975	6.136	152.111
51	11	-295.970	722.554	1018.524
51	12	-363.770	679.788	1043.558
51	13	-202.331	828.233	1030.564
51	14	-19.762	1104.948	1124.710
51	20	-518.474	478.533	997.007
100	46	-171.098	-4.831	166.267
100	47	-214.967	-63.333	151.634
100	48	50.065	226.286	176.221
100	49	6.732	125.584	118.852
100	50	-228.199	-71.201	156.998
101	21	-527.713	711.885	1239.598
101	22	-101.599	1141.515	1243.114
101	23	65.562	1243.082	1177.520



28.255_ACCURACY		
Test Site	Dallas	
Tester	ETS-364	
Test Number	EB6938	
Max Limit	1500	uV
Min Limit	-1450	uV

krad(Si)	0	3	4	10	11	30	31	50	51	100	101
LL	-1450.000	-1450.000	-1450.000	-1450.000	-1450.000	-1450.000	-1450.000	-1450.000	-1450.000	-1450.000	-1450.000
Min	-334.981	-298.563	-359.091	-308.278	94.977	-365.231	465.032	-337.038	478.533	-71.201	711.885
Average	-161.842	-135.276	-40.522	-117.186	205.877	-102.458	601.491	-8.151	762.811	42.501	1031.187
Max	-0.510	63.804	279.930	23.213	301.209	11.173	688.103	171.122	1104.948	226.286	1243.082
UL	1500.000	1500.000	1500.000	1500.000	1500.000	1500.000	1500.000	1500.000	1500.000	1500.000	1500.000



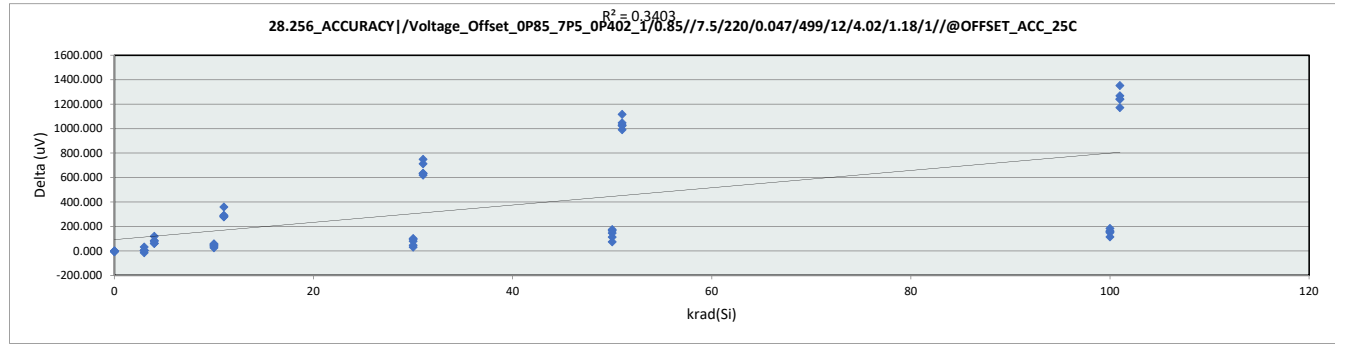
### HDR Report TPS7H1111-QMLP

101	24	-282.648	983.682	1266.330
101	25	-285.569	1075.771	1361.340
	Max	191.715	1243.082	1361.340
	Average	-154.392	188.948	343.341
	Min	-527.713	-365.231	-8.613
	Std Dev	152.390	426.342	428.331

# HDR Report TPS7H1111-QMLP

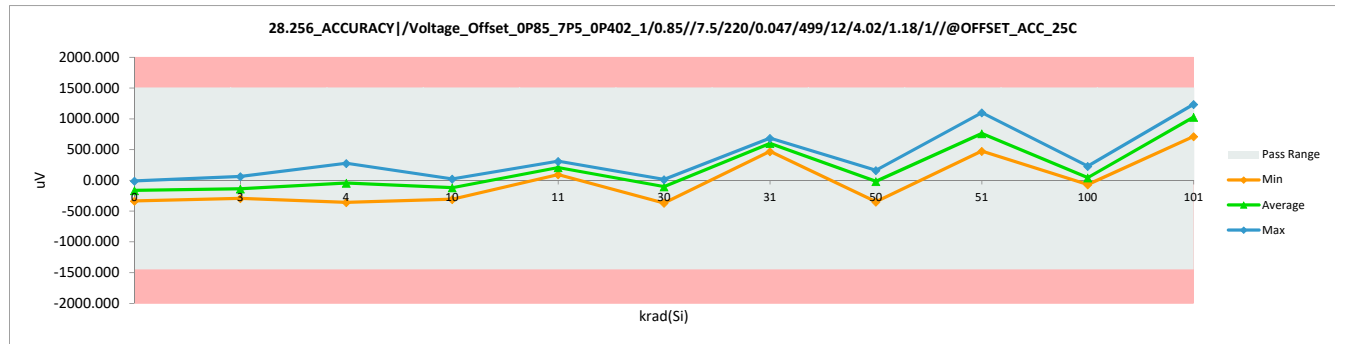
28.256_ACCURACY/Voltac		
Test Site	Dallas	Dallas
Tester	ETS-364	ETS-364
Test Number	EB6938	EB6938
Unit	uV	uV
Max Limit	1500	1500
Min Limit	-1450	-1450

krad(Si)	Serial #	Pre	Post	Delta
0	51	-5.692	-10.043	-4.351
0	52	-251.233	-251.919	-0.686
0	53	-338.196	-334.859	3.337
0	54	-146.031	-148.028	-1.997
0	55	-74.416	-74.506	-0.090
3	26	-121.563	-114.798	6.765
3	27	-211.030	-224.501	-13.471
3	28	29.356	63.479	34.123
3	29	-298.977	-293.731	5.246
3	30	-124.812	-118.464	6.348
4	1	-68.724	18.180	86.904
4	2	-420.361	-357.926	62.435
4	3	194.550	277.221	82.671
4	4	-127.971	-64.134	63.837
4	5	-214.189	-91.999	122.190
10	31	-29.653	24.289	53.942
10	32	-130.772	-87.082	43.690
10	33	-350.296	-308.037	42.259
10	34	-198.841	-171.125	27.716
10	35	-110.775	-50.366	60.409
11	6	4.649	297.427	292.778
11	7	-189.304	94.384	283.688
11	8	-79.065	201.494	280.559
11	9	-50.038	310.928	360.966
11	10	-150.770	137.180	287.950
30	36	-59.873	-11.027	48.846
30	37	-139.624	-58.889	80.735
30	38	-119.507	-85.979	33.528
30	39	-82.701	14.365	97.066
30	40	-472.605	-369.072	103.533
31	15	-64.909	686.586	751.495
31	16	-25.570	609.547	635.117
31	17	-167.429	470.490	637.919
31	18	-119.835	594.497	714.332
31	19	22.590	644.565	621.975
50	41	-134.557	41.783	176.340
50	42	-105.113	62.764	167.877
50	43	48.310	163.526	115.216
50	44	-425.160	-348.776	76.384
50	45	-150.412	-2.444	147.968
51	11	-299.602	726.790	1026.392
51	12	-368.029	681.639	1049.668
51	13	-207.007	824.482	1031.489
51	14	-17.762	1101.435	1119.197
51	20	-518.083	474.990	993.073
100	46	-166.833	-6.884	159.949
100	47	-212.460	-60.647	151.813
100	48	44.853	230.283	185.430
100	49	8.643	124.902	116.259
100	50	-233.501	-68.307	165.194
101	21	-529.617	714.064	1243.681
101	22	-107.258	1135.916	1243.174
101	23	61.930	1236.648	1174.718



28.256_ACCURACY/Voltac		
Test Site	Dallas	Dallas
Tester	ETS-364	ETS-364
Test Number	EB6938	EB6938
Max Limit	1500 uV	1500 uV
Min Limit	-1450 uV	-1450 uV

krad(Si)	0	3	4	10	11	30	31	50	51	100	101
LL	-1450.000	-1450.000	-1450.000	-1450.000	-1450.000	-1450.000	-1450.000	-1450.000	-1450.000	-1450.000	-1450.000
Min	-334.859	-293.731	-357.926	-308.037	94.384	-369.072	470.490	-348.776	474.990	-68.307	714.064
Average	-163.871	-137.603	-43.732	-118.464	208.283	-102.120	601.137	-16.629	761.867	43.869	1028.586
Max	-10.043	63.479	277.221	24.289	310.928	14.365	686.586	163.526	1101.435	230.283	1236.648
UL	1500.000	1500.000	1500.000	1500.000	1500.000	1500.000	1500.000	1500.000	1500.000	1500.000	1500.000



HDR Report  
TPS7H1111-QMLP

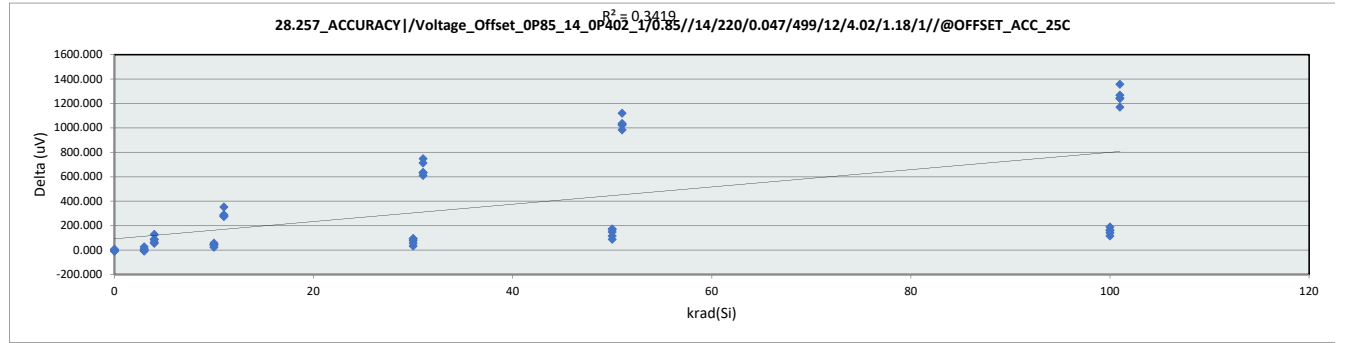
101	24	-283.628	987.500	1271.128
101	25	-285.834	1068.801	1354.635
	Max	194.550	1236.648	1354.635
	Average	-155.904	187.393	343.297
	Min	-529.617	-369.072	-13.471
	Std Dev	152.060	426.354	428.898



# HDR Report TPS7H1111-QMLP

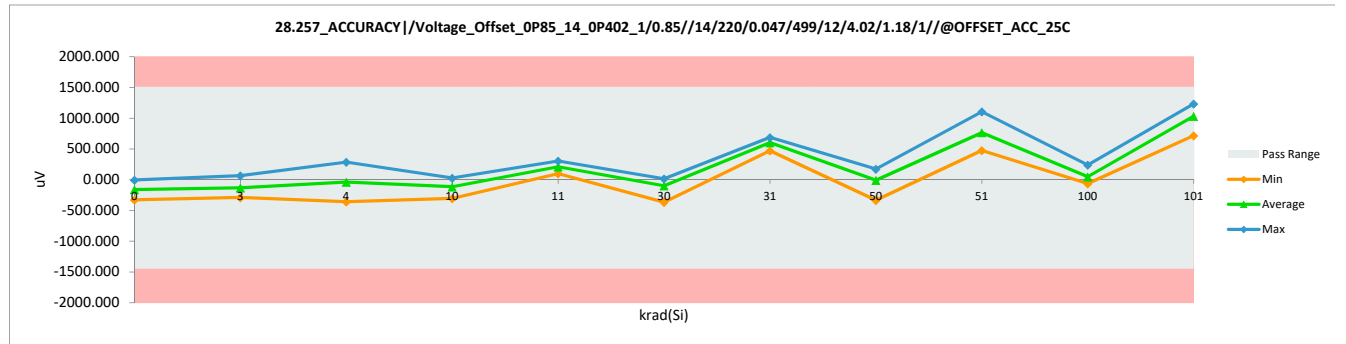
		28.257_ACCURACY /Voltage	
Test Site		Dallas	Dallas
Tester		ETS-364	ETS-364
Test Number		EB6938	EB6938
Unit		uV	uV
Max Limit		1500	1500
Min Limit		-1450	-1450

krad(Si)	Serial #	Pre	Post	Delta
0	51	-2.478	-4.564	-2.086
0	52	-246.827	-248.914	-2.087
0	53	-334.416	-327.651	6.765
0	54	-145.827	-136.678	9.149
0	55	-70.249	-77.789	-7.540
3	26	-117.843	-105.415	12.428
3	27	-206.922	-213.657	-6.735
3	28	36.682	65.859	29.177
3	29	-292.306	-289.385	2.921
3	30	-123.148	-117.038	6.110
4	1	-66.315	22.347	88.662
4	2	-415.896	-357.722	58.174
4	3	194.336	286.932	92.596
4	4	-125.711	-58.179	67.532
4	5	-213.806	-82.408	131.398
10	31	-21.552	27.592	49.144
10	32	-128.482	-85.984	42.498
10	33	-349.377	-303.482	45.895
10	34	-188.862	-164.066	24.796
10	35	-109.200	-49.834	59.366
11	6	6.463	299.330	292.867
11	7	-179.683	100.161	279.844
11	8	-74.600	203.128	277.728
11	9	-49.536	305.261	354.797
11	10	-145.440	139.828	285.268
30	36	-60.503	-3.015	57.488
30	37	-136.887	-58.268	78.619
30	38	-115.340	-79.159	36.181
30	39	-78.474	15.642	94.116
30	40	-462.239	-365.381	96.858
31	15	-62.232	688.042	750.274
31	16	-24.264	612.433	636.697
31	17	-165.795	471.438	637.233
31	18	-114.952	600.363	715.315
31	19	31.049	644.679	613.630
50	41	-129.108	47.024	176.132
50	42	-104.432	66.216	170.648
50	43	55.100	173.177	118.077
50	44	-424.360	-333.701	90.659
50	45	-146.423	4.466	150.889
51	11	-294.004	731.404	1025.408
51	12	-357.603	681.753	1039.356
51	13	-202.243	830.229	1032.472
51	14	-16.187	1106.168	1122.355
51	20	-510.339	476.326	986.665
100	46	-166.719	-3.164	163.555
100	47	-205.313	-61.606	143.707
100	48	49.259	240.411	191.152
100	49	11.678	129.516	117.838
100	50	-229.274	-63.156	166.118
101	21	-526.284	717.308	1243.592
101	22	-101.899	1143.660	1245.559
101	23	60.822	1233.454	1172.632



		28.257_ACCURACY	
Test Site		Dallas	
Tester		ETS-364	
Test Number		EB6938	
Max Limit		1500	uV
Min Limit		-1450	uV

krad(Si)	0	3	4	10	11	30	31	50	51	100	101
LL	-1450.000	-1450.000	-1450.000	-1450.000	-1450.000	-1450.000	-1450.000	-1450.000	-1450.000	-1450.000	-1450.000
Min	-327.651	-289.385	-357.722	-303.482	100.161	-365.381	471.438	-333.701	476.326	-63.156	717.308
Average	-159.119	-131.927	-37.806	-115.155	209.542	-98.036	603.391	-8.564	765.176	48.400	1032.259
Max	-4.564	65.859	286.932	27.592	305.261	15.642	688.042	173.177	1106.168	240.411	1233.454
UL	1500.000	1500.000	1500.000	1500.000	1500.000	1500.000	1500.000	1500.000	1500.000	1500.000	1500.000



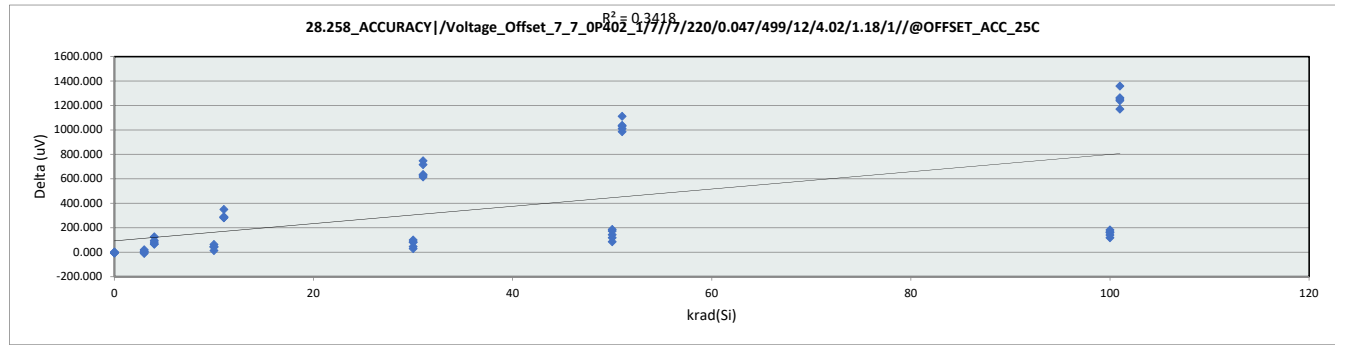
### HDR Report TPS7H1111-QMLP

101	24	-281.130	988.956	1270.086
101	25	-281.964	1077.916	1359.880
	Max	194.336	1233.454	1359.880
	Average	-152.019	191.651	343.670
	Min	-526.284	-365.381	-7.540
	Std Dev	151.275	425.584	428.051

# HDR Report TPS7H1111-QMLP

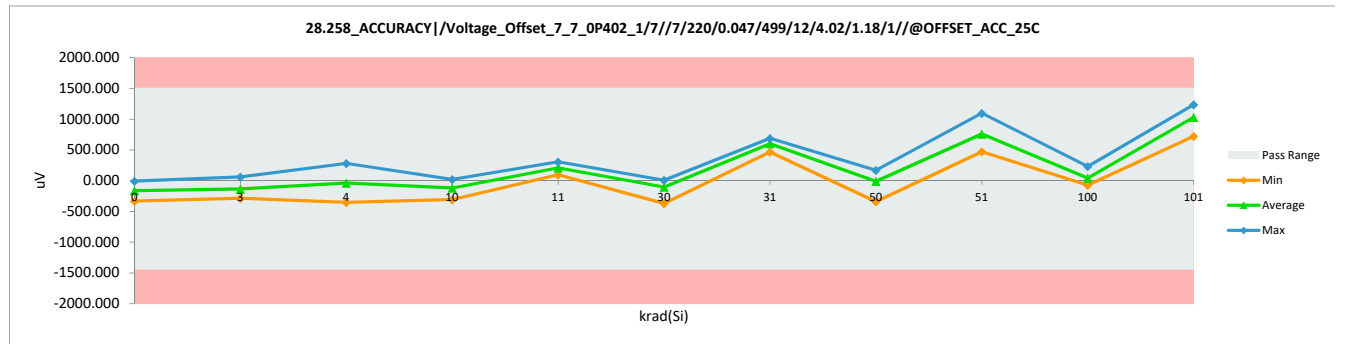
28.258_ACCURACY /Voltage		
Test Site	Dallas	Dallas
Tester	ETS-364	ETS-364
Test Number	EB6938	EB6938
Unit	uV	uV
Max Limit	1500	1500
Min Limit	-1450	-1450

krad(Si)	Serial #	Pre	Post	Delta
0	51	-1.165	-6.261	-5.096
0	52	-250.997	-254.753	-3.756
0	53	-334.951	-332.477	2.474
0	54	-149.163	-148.746	0.417
0	55	-71.647	-68.607	3.040
3	26	-122.311	-113.162	9.149
3	27	-207.933	-215.324	-7.391
3	28	38.025	60.556	22.531
3	29	-298.234	-287.297	10.937
3	30	-124.367	-123.056	1.311
4	1	-69.948	28.429	98.377
4	2	-421.377	-352.653	68.724
4	3	195.769	281.034	85.265
4	4	-129.464	-59.607	69.857
4	5	-218.871	-90.750	128.121
10	31	-24.679	21.187	45.866
10	32	-133.368	-86.340	47.028
10	33	-352.504	-307.532	44.972
10	34	-185.879	-169.607	16.272
10	35	-116.410	-50.130	66.280
11	6	5.422	297.574	292.152
11	7	-187.071	97.153	284.224
11	8	-80.826	208.703	289.529
11	9	-46.345	305.799	352.144
11	10	-149.163	136.075	285.238
30	36	-59.428	-11.357	48.071
30	37	-141.146	-56.597	84.549
30	38	-119.659	-87.919	31.740
30	39	-77.846	8.015	85.861
30	40	-472.846	-370.535	102.311
31	15	-62.528	688.074	750.602
31	16	-23.636	613.657	637.293
31	17	-165.763	466.017	631.780
31	18	-121.983	596.163	718.146
31	19	25.449	643.609	618.160
50	41	-135.424	53.791	189.215
50	42	-107.976	67.202	175.178
50	43	48.844	169.633	120.789
50	44	-427.219	-339.481	87.738
50	45	-143.292	2.591	145.883
51	11	-295.075	717.667	1012.742
51	12	-359.567	679.610	1039.177
51	13	-207.635	826.595	1034.230
51	14	-16.394	1096.902	1113.296
51	20	-517.132	471.709	988.841
100	46	-178.548	-11.029	167.519
100	47	-207.486	-64.494	142.992
100	48	48.009	232.694	184.685
100	49	6.793	126.807	120.014
100	50	-233.772	-71.677	162.095
101	21	-533.553	721.274	1254.827
101	22	-101.628	1140.205	1241.833
101	23	63.536	1236.109	1172.573



28.258_ACCURACY		
Test Site	Dallas	
Tester	ETS-364	
Test Number	EB6938	
Max Limit	1500	uV
Min Limit	-1450	uV

krad(Si)	0	3	4	10	11	30	31	50	51	100	101
LL	-1450.000	-1450.000	-1450.000	-1450.000	-1450.000	-1450.000	-1450.000	-1450.000	-1450.000	-1450.000	-1450.000
Min	-332.477	-287.297	-352.653	-307.532	97.153	-370.535	466.017	-339.481	471.709	-71.677	721.274
Average	-162.169	-135.657	-38.709	-118.484	209.061	-103.679	601.504	-9.253	758.497	42.460	1030.377
Max	-6.261	60.556	281.034	21.187	305.799	8.015	688.074	169.633	1096.902	232.694	1236.109
UL	1500.000	1500.000	1500.000	1500.000	1500.000	1500.000	1500.000	1500.000	1500.000	1500.000	1500.000



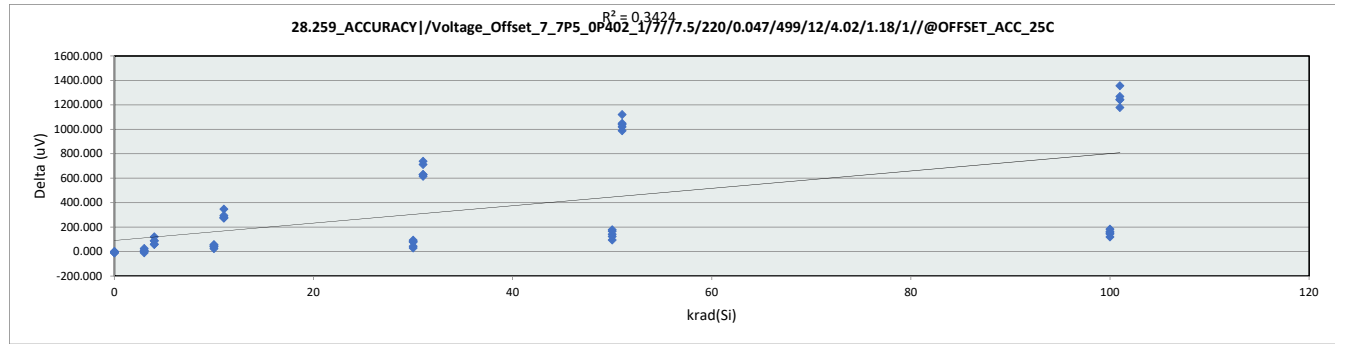
### HDR Report TPS7H1111-QMLP

101	24	-284.614	980.792	1265.406
101	25	-287.297	1073.507	1360.804
	Max	195.769	1236.109	1360.804
	Average	-155.023	188.541	343.564
	Min	-533.553	-370.535	-7.391
	Std Dev	152.693	425.481	427.816

# HDR Report TPS7H1111-QMLP

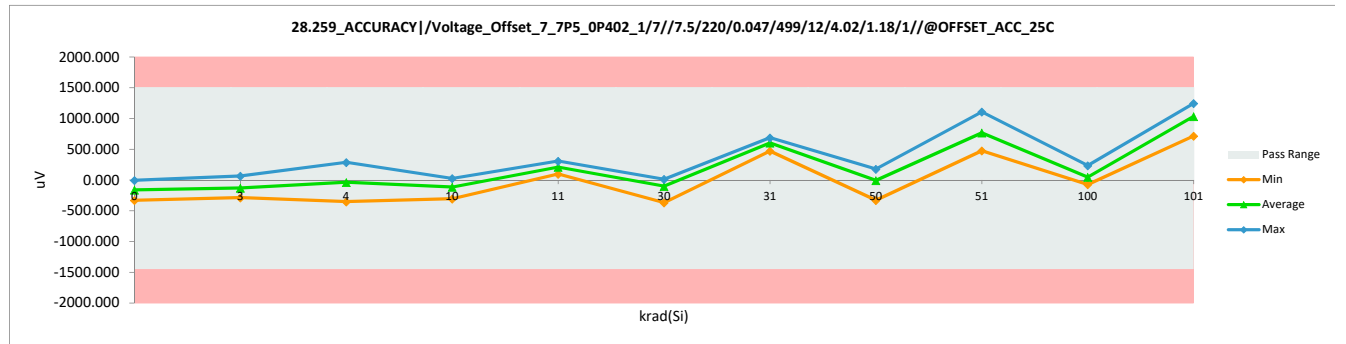
28.259_ACCURACY /Voltage		
Test Site	Dallas	Dallas
Tester	ETS-364	ETS-364
Test Number	EB6938	EB6938
Unit	uV	uV
Max Limit	1500	1500
Min Limit	-1450	-1450

krad(Si)	Serial #	Pre	Post	Delta
0	51	4.703	-4.327	-9.030
0	52	-243.819	-244.683	-0.864
0	53	-332.093	-330.096	1.997
0	54	-145.411	-142.908	2.503
0	55	-68.521	-75.614	-7.093
3	26	-111.884	-106.311	5.573
3	27	-200.874	-208.116	-7.242
3	28	37.724	65.827	28.103
3	29	-293.231	-286.496	6.735
3	30	-125.235	-112.361	12.874
4	1	-68.402	21.899	90.301
4	2	-414.318	-351.524	62.794
4	3	197.554	287.944	90.390
4	4	-115.609	-54.812	60.797
4	5	-208.831	-85.926	122.905
10	31	-18.305	26.101	44.406
10	32	-132.924	-78.237	54.687
10	33	-347.143	-304.705	42.438
10	34	-187.761	-161.713	26.048
10	35	-108.635	-49.180	59.455
11	6	7.325	304.961	297.636
11	7	-179.148	98.074	277.222
11	8	-75.704	207.508	283.212
11	9	-41.372	308.806	350.178
11	10	-140.434	135.803	276.237
30	36	-55.051	-8.738	46.313
30	37	-135.070	-55.557	79.513
30	38	-111.586	-80.144	31.442
30	39	-72.575	13.137	85.712
30	40	-463.402	-367.051	96.351
31	15	-52.547	688.607	741.154
31	16	-20.301	612.193	632.494
31	17	-161.266	470.990	632.256
31	18	-116.205	598.305	714.510
31	19	30.839	648.612	617.773
50	41	-132.030	48.602	180.632
50	42	-102.675	66.751	169.426
50	43	53.012	178.570	125.558
50	44	-424.927	-328.249	96.678
50	45	-137.961	6.282	144.243
51	11	-290.996	731.730	1022.726
51	12	-365.770	685.865	1051.635
51	13	-202.811	839.347	1042.158
51	14	-14.639	1108.879	1123.518
51	20	-513.858	477.070	990.928
100	46	-168.210	-1.168	167.042
100	47	-205.851	-58.925	146.926
100	48	48.870	235.462	186.592
100	49	10.276	131.869	121.593
100	50	-226.146	-71.621	154.525
101	21	-527.328	717.485	1244.813
101	22	-99.188	1145.625	1244.813
101	23	66.125	1246.387	1180.262



28.259_ACCURACY		
Test Site	Dallas	
Tester	ETS-364	
Test Number	EB6938	
Max Limit	1500	uV
Min Limit	-1450	uV

krad(Si)	0	3	4	10	11	30	31	50	51	100	101
LL	-1450.000	-1450.000	-1450.000	-1450.000	-1450.000	-1450.000	-1450.000	-1450.000	-1450.000	-1450.000	-1450.000
Min	-330.096	-286.496	-351.524	-304.705	98.074	-367.051	470.990	-328.249	477.070	-71.621	717.485
Average	-159.526	-129.491	-36.484	-113.547	211.030	-99.671	603.741	-5.609	768.578	47.123	1035.094
Max	-4.327	65.827	287.944	26.101	308.806	13.137	688.607	178.570	1108.879	235.462	1246.387
UL	1500.000	1500.000	1500.000	1500.000	1500.000	1500.000	1500.000	1500.000	1500.000	1500.000	1500.000



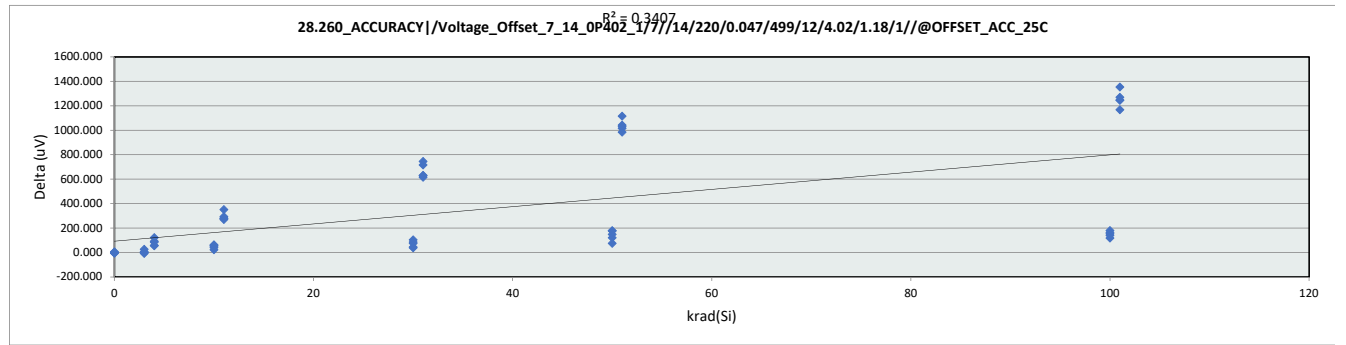
### HDR Report TPS7H1111-QMLP

101	24	-281.072	990.176	1271.248
101	25	-283.337	1075.798	1359.135
	Max	197.554	1246.387	1359.135
	Average	-150.328	192.840	343.168
	Min	-527.328	-367.051	-9.030
	Std Dev	152.349	426.361	429.343

# HDR Report TPS7H1111-QMLP

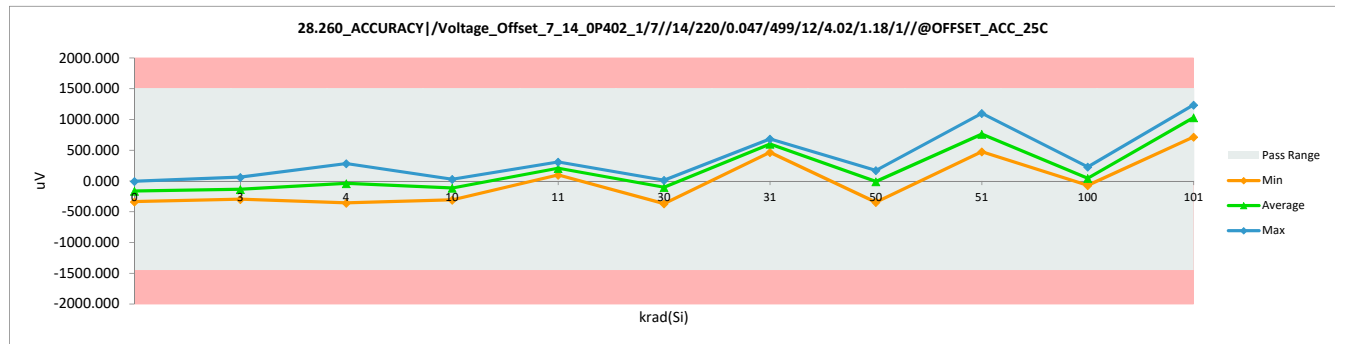
28.260_ACCURACY /Voltage		
Test Site	Dallas	Dallas
Tester	ETS-364	ETS-364
Test Number	EB6938	EB6938
Unit	uV	uV
Max Limit	1500	1500
Min Limit	-1450	-1450

krad(Si)	Serial #	Pre	Post	Delta
0	51	-5.962	-2.744	3.218
0	52	-253.500	-255.139	-1.639
0	53	-338.467	-335.814	2.653
0	54	-146.271	-149.937	-3.666
0	55	-78.590	-70.693	7.897
3	26	-119.241	-109.913	9.328
3	27	-204.326	-209.661	-5.335
3	28	33.079	62.106	29.027
3	29	-300.350	-296.982	3.368
3	30	-120.224	-117.065	3.159
4	1	-66.759	27.238	93.997
4	2	-418.158	-357.391	60.767
4	3	195.353	283.836	88.483
4	4	-120.463	-62.289	58.174
4	5	-214.191	-89.915	124.276
10	31	-28.940	29.830	58.770
10	32	-136.079	-81.302	54.777
10	33	-350.835	-307.174	43.661
10	34	-190.588	-164.987	25.601
10	35	-109.644	-44.169	65.475
11	6	5.035	300.644	295.609
11	7	-184.895	98.286	283.181
11	8	-75.133	206.439	281.572
11	9	-42.887	310.539	353.426
11	10	-148.417	124.006	272.423
30	36	-60.649	-12.727	47.922
30	37	-138.523	-61.603	76.920
30	38	-123.592	-83.418	40.174
30	39	-74.329	13.737	88.066
30	40	-474.276	-367.911	106.365
31	15	-63.093	684.647	747.740
31	16	-26.824	607.370	634.194
31	17	-164.600	466.852	631.452
31	18	-117.035	601.499	718.534
31	19	29.115	646.560	617.445
50	41	-134.261	47.146	181.407
50	42	-105.144	73.789	178.933
50	43	48.755	172.137	123.382
50	44	-422.420	-344.844	77.576
50	45	-142.785	7.419	150.204
51	11	-294.717	723.509	1018.226
51	12	-361.116	683.634	1044.750
51	13	-204.118	830.172	1034.290
51	14	-17.227	1101.164	1118.391
51	20	-510.426	476.627	987.053
100	46	-170.531	-5.307	165.224
100	47	-204.207	-60.709	143.498
100	48	47.771	229.566	181.795
100	49	8.820	129.668	120.848
100	50	-226.678	-70.931	155.747
101	21	-531.288	717.161	1248.449
101	22	-106.634	1141.546	1248.180
101	23	67.828	1237.659	1169.831



28.260_ACCURACY /Voltage		
Test Site	Dallas	Dallas
Tester	ETS-364	ETS-364
Test Number	EB6938	EB6938
Max Limit	1500	uV
Min Limit	-1450	uV

krad(Si)	0	3	4	10	11	30	31	50	51	100	101
LL	-1450.000	-1450.000	-1450.000	-1450.000	-1450.000	-1450.000	-1450.000	-1450.000	-1450.000	-1450.000	-1450.000
Min	-335.814	-296.982	-357.391	-307.174	98.286	-367.911	466.852	-344.844	476.627	-70.931	717.161
Average	-162.865	-134.303	-39.704	-113.560	207.983	-102.384	601.386	-8.871	763.021	44.457	1031.260
Max	-2.744	62.106	283.836	29.830	310.539	13.737	684.647	172.137	1101.164	229.566	1237.659
UL	1500.000	1500.000	1500.000	1500.000	1500.000	1500.000	1500.000	1500.000	1500.000	1500.000	1500.000



### HDR Report TPS7H1111-QMLP

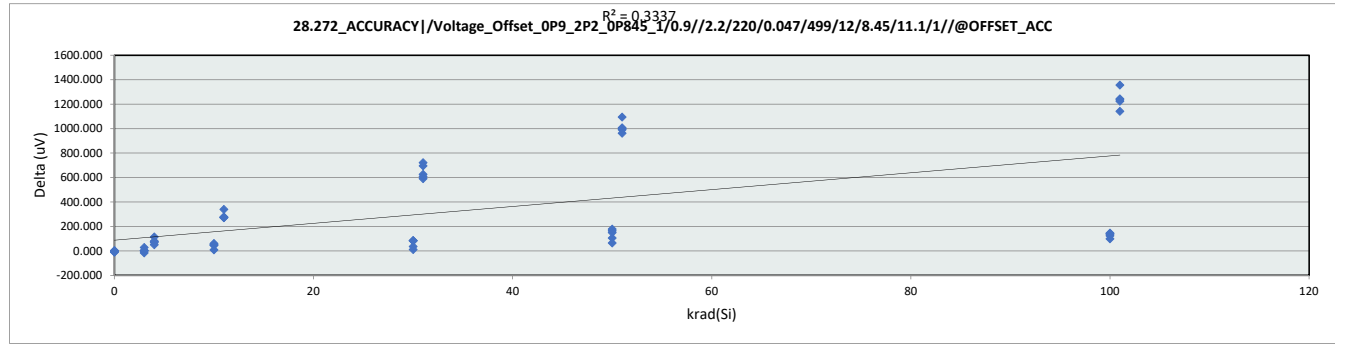
101	24	-285.955	986.455	1272.410
101	25	-282.051	1073.478	1355.529
	Max	195.353	1237.659	1355.529
	Average	-153.830	189.674	343.504
	Min	-531.288	-367.911	-5.335
	Std Dev	152.030	426.133	427.947



# HDR Report TPS7H1111-QMLP

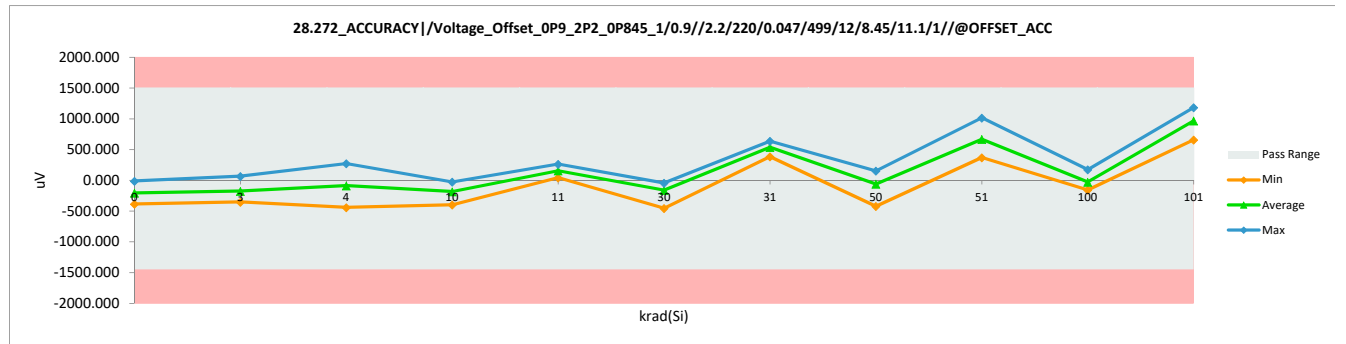
28.272_ACCURACY /Voltage		
Test Site	Dallas	Dallas
Tester	ETS-364	ETS-364
Test Number	EB6938	EB6938
Unit	uV	uV
Max Limit	1500	1500
Min Limit	-1450	-1450

krad(Si)	Serial #	Pre	Post	Delta
0	51	-13.441	-11.593	1.848
0	52	-301.928	-306.815	-4.887
0	53	-390.142	-384.599	5.543
0	54	-208.527	-210.852	-2.325
0	55	-100.404	-108.749	-8.345
3	26	-170.499	-164.599	5.900
3	27	-249.178	-262.708	-13.530
3	28	36.090	66.846	30.756
3	29	-357.837	-352.115	5.722
3	30	-160.724	-159.174	1.550
4	1	-88.007	-8.256	79.751
4	2	-510.425	-439.614	70.811
4	3	191.956	273.615	81.659
4	4	-153.035	-99.868	53.167
4	5	-275.284	-158.400	116.884
10	31	-75.966	-24.706	51.260
10	32	-195.533	-142.664	52.869
10	33	-444.264	-396.878	47.386
10	34	-238.687	-228.137	10.550
10	35	-186.891	-123.948	62.943
11	6	-29.236	247.210	276.446
11	7	-232.786	43.302	276.088
11	8	-133.604	147.193	280.797
11	9	-77.278	265.032	342.310
11	10	-194.043	79.781	273.824
30	36	-90.927	-53.257	37.670
30	37	-187.546	-101.954	85.592
30	38	-155.419	-142.724	12.695
30	39	-126.928	-42.230	84.698
30	40	-540.585	-453.323	87.262
31	15	-86.457	637.561	724.018
31	16	-81.748	546.246	627.994
31	17	-224.382	385.314	609.696
31	18	-154.048	543.922	697.970
31	19	-19.700	573.903	593.603
50	41	-177.473	-11.474	165.999
50	42	-164.122	16.063	180.185
50	43	45.746	153.631	107.885
50	44	-487.596	-421.077	66.519
50	45	-182.420	-30.846	151.574
51	11	-364.453	636.726	1001.179
51	12	-424.534	584.751	1009.285
51	13	-255.436	737.637	993.073
51	14	-80.973	1016.229	1097.202
51	20	-592.321	371.784	964.105
100	46	-204.534	-62.555	141.979
100	47	-281.841	-155.956	125.885
100	48	26.434	175.029	148.595
100	49	-41.932	59.634	101.566
100	50	-287.622	-147.790	139.832
101	21	-578.255	659.913	1238.168
101	22	-164.122	1062.780	1226.902
101	23	40.084	1184.195	1144.111



28.272_ACCURACY /Voltage		
Test Site	Dallas	Dallas
Tester	ETS-364	ETS-364
Test Number	EB6938	EB6938
Max Limit	1500	uV
Min Limit	-1450	uV

krad(Si)	0	3	4	10	11	30	31	50	51	100	101
LL	-1450.000	-1450.000	-1450.000	-1450.000	-1450.000	-1450.000	-1450.000	-1450.000	-1450.000	-1450.000	-1450.000
Min	-384.599	-352.115	-439.614	-396.878	43.302	-453.323	385.314	-421.077	371.784	-155.956	659.913
Average	-204.522	-174.350	-86.505	-183.267	156.504	-158.698	537.389	-58.741	669.425	-26.328	967.616
Max	-11.593	66.846	273.615	-24.706	265.032	-42.230	637.561	153.631	1016.229	175.029	1184.195
UL	1500.000	1500.000	1500.000	1500.000	1500.000	1500.000	1500.000	1500.000	1500.000	1500.000	1500.000



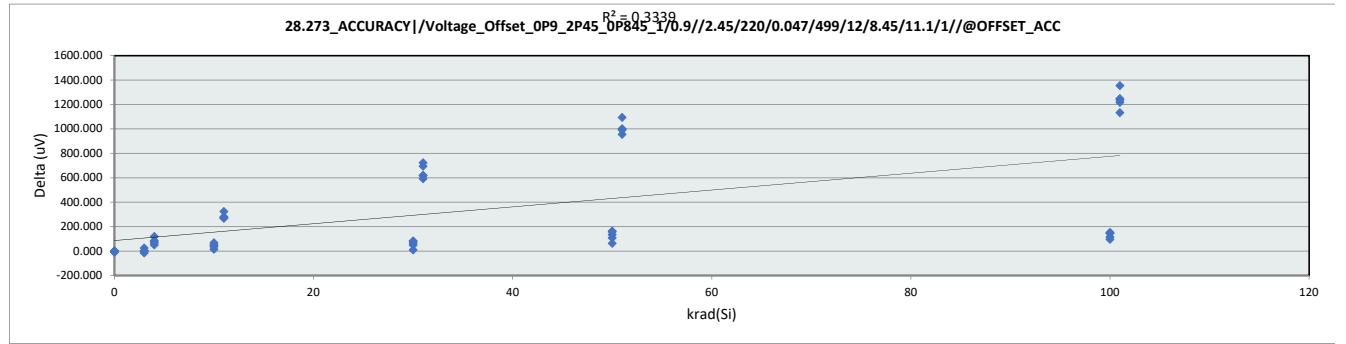
### HDR Report TPS7H1111-QMLP

101	24	-323.862	921.875	1245.737
101	25	-348.956	1009.315	1358.271
	Max	191.956	1184.195	1358.271
	Average	-201.375	130.775	332.150
	Min	-592.321	-453.323	-13.530
	Std Dev	166.393	422.129	422.266

# HDR Report TPS7H1111-QMLP

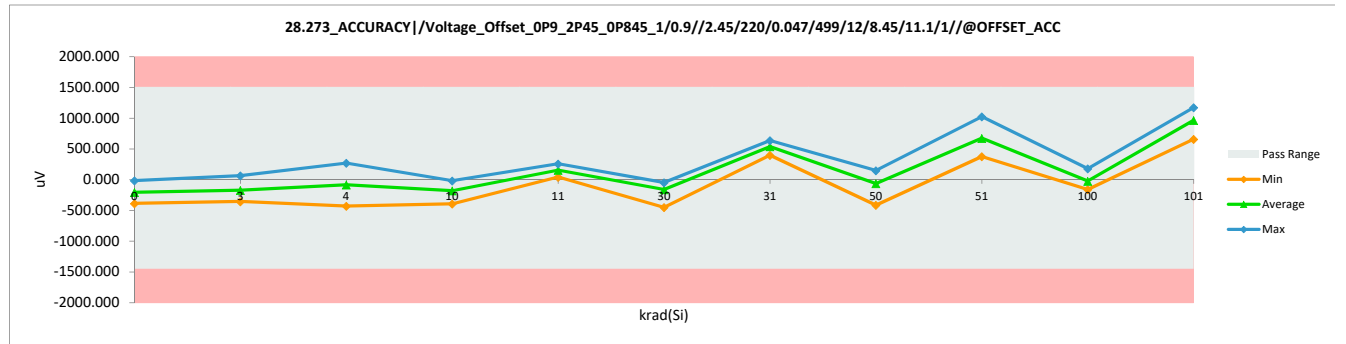
28.273_ACCURACY /Voltage		
Test Site	Dallas	Dallas
Tester	ETS-364	ETS-364
Test Number	EB6938	EB6938
Unit	uV	uV
Max Limit	1500	1500
Min Limit	-1450	-1450

krad(Si)	Serial #	Pre	Post	Delta
0	51	-11.800	-15.496	-3.696
0	52	-303.028	-303.624	-0.596
0	53	-389.693	-385.700	3.993
0	54	-212.429	-209.509	2.920
0	55	-98.167	-105.022	-6.855
3	26	-165.997	-162.302	3.695
3	27	-245.867	-258.384	-12.517
3	28	37.970	66.044	28.074
3	29	-356.494	-354.408	2.086
3	30	-153.361	-148.771	4.590
4	1	-93.637	-6.138	87.499
4	2	-498.651	-428.258	70.393
4	3	194.313	271.262	76.949
4	4	-151.573	-99.240	52.333
4	5	-273.822	-151.454	122.368
10	31	-72.120	-16.628	55.492
10	32	-194.727	-148.056	46.671
10	33	-431.119	-391.780	39.339
10	34	-246.881	-230.072	16.809
10	35	-180.124	-109.492	70.632
11	6	-23.304	250.401	273.705
11	7	-227.569	43.990	271.559
11	8	-132.857	150.265	283.122
11	9	-67.709	259.043	326.752
11	10	-197.647	78.441	276.088
30	36	-95.843	-44.821	51.022
30	37	-178.514	-110.207	68.307
30	38	-156.639	-144.182	12.457
30	39	-130.532	-47.146	83.386
30	40	-534.652	-449.477	85.175
31	15	-88.511	637.831	726.342
31	16	-80.584	539.603	620.187
31	17	-223.814	399.174	622.988
31	18	-155.268	541.808	697.076
31	19	-16.986	577.332	594.318
50	41	-173.329	-6.436	166.893
50	42	-153.242	6.856	160.098
50	43	38.685	149.609	110.924
50	44	-478.326	-412.880	65.446
50	45	-180.302	-43.987	136.315
51	11	-352.798	641.169	993.967
51	12	-417.529	586.213	1003.742
51	13	-253.437	747.265	1000.702
51	14	-71.762	1025.261	1097.023
51	20	-578.998	378.312	957.310
100	46	-214.694	-59.901	154.793
100	47	-275.610	-157.712	117.898
100	48	31.652	180.425	148.773
100	49	-35.821	62.885	98.706
100	50	-284.670	-134.586	150.084
101	21	-579.951	658.991	1238.942
101	22	-156.520	1063.229	1219.749
101	23	38.685	1173.856	1135.171



28.273_ACCURACY		
Test Site	Dallas	
Tester	ETS-364	
Test Number	EB6938	
Max Limit	1500	uV
Min Limit	-1450	uV

krad(Si)	0	3	4	10	11	30	31	50	51	100	101
LL	-1450.000	-1450.000	-1450.000	-1450.000	-1450.000	-1450.000	-1450.000	-1450.000	-1450.000	-1450.000	-1450.000
Min	-385.700	-354.408	-428.258	-391.780	43.990	-449.477	399.174	-412.880	378.312	-157.712	658.991
Average	-203.870	-171.564	-82.766	-179.206	156.428	-159.167	539.150	-61.368	675.644	-21.778	965.776
Max	-15.496	66.044	271.262	-16.628	259.043	-44.821	637.831	149.609	1025.261	180.425	1173.856
UL	1500.000	1500.000	1500.000	1500.000	1500.000	1500.000	1500.000	1500.000	1500.000	1500.000	1500.000



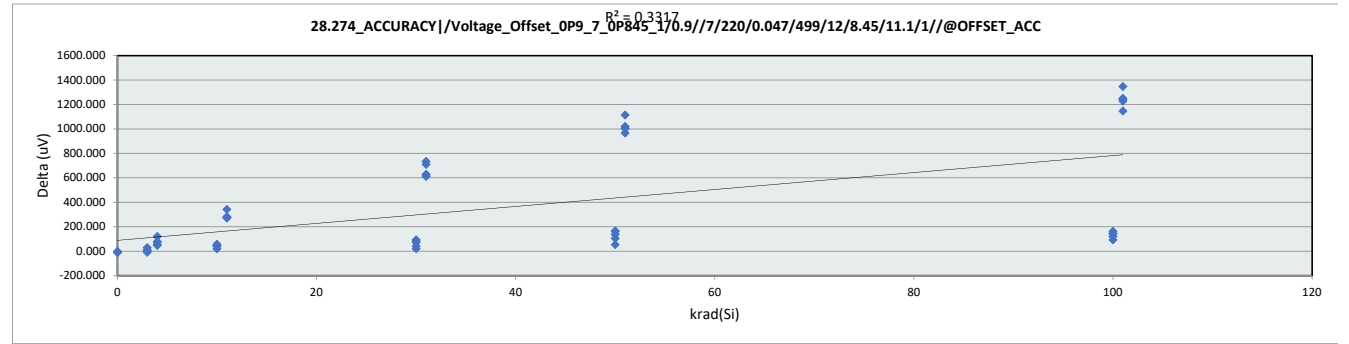
### HDR Report TPS7H1111-QMLP

101	24	-329.552	921.966	1251.518
101	25	-346.301	1010.837	1357.138
	Max	194.313	1173.856	1357.138
	Average	-198.754	132.480	331.234
	Min	-579.951	-449.477	-12.517
	Std Dev	164.902	421.421	421.749

# HDR Report TPS7H1111-QMLP

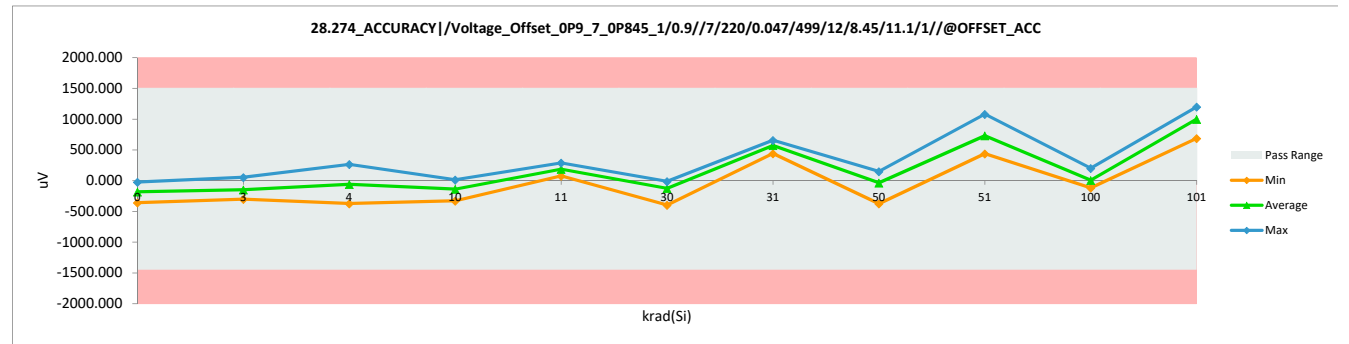
28.274_ACCURACY /Voltage		
Test Site	Dallas	Dallas
Tester	ETS-364	ETS-364
Test Number	EB6938	EB6938
Unit	uV	uV
Max Limit	1500	1500
Min Limit	-1450	-1450

krad(Si)	Serial #	Pre	Post	Delta
0	51	-14.517	-22.623	-8.106
0	52	-261.757	-267.062	-5.305
0	53	-352.773	-358.257	-5.484
0	54	-162.336	-169.727	-7.391
0	55	-86.340	-85.268	1.072
3	26	-133.905	-120.494	13.411
3	27	-226.113	-232.193	-6.080
3	28	22.319	54.446	32.127
3	29	-305.268	-300.798	4.470
3	30	-142.369	-135.812	6.557
4	1	-80.678	-0.867	79.811
4	2	-430.200	-371.966	58.234
4	3	188.795	266.042	77.247
4	4	-130.269	-80.916	49.353
4	5	-231.478	-108.275	123.203
10	31	-36.928	15.524	52.452
10	32	-153.038	-107.917	45.121
10	33	-371.251	-328.037	43.214
10	34	-212.106	-189.218	22.888
10	35	-134.978	-76.208	58.770
11	6	-5.576	275.400	280.976
11	7	-200.066	76.976	277.042
11	8	-96.533	187.960	284.493
11	9	-55.525	289.526	345.051
11	10	-163.230	110.057	273.287
30	36	-77.221	-33.352	43.869
30	37	-154.588	-79.367	75.221
30	38	-123.057	-101.182	21.875
30	39	-107.023	-11.239	95.784
30	40	-479.552	-395.867	83.685
31	15	-79.784	657.466	737.250
31	16	-43.723	583.258	626.981
31	17	-188.562	441.995	630.557
31	18	-144.813	567.701	712.514
31	19	1.934	615.981	614.047
50	41	-145.468	22.200	167.668
50	42	-115.249	49.558	164.807
50	43	42.227	149.694	107.467
50	44	-430.676	-374.529	56.147
50	45	-159.654	-19.702	139.952
51	11	-310.692	694.480	1005.172
51	12	-377.748	644.114	1021.862
51	13	-222.418	796.881	1019.299
51	14	-35.557	1081.195	1116.752
51	20	-529.739	439.015	968.754
100	46	-181.946	-32.994	148.952
100	47	-227.067	-103.387	123.680
100	48	36.207	201.788	165.581
100	49	-10.345	85.142	95.487
100	50	-262.115	-116.143	145.972
101	21	-541.660	688.997	1230.657
101	22	-127.587	1116.302	1243.889
101	23	50.452	1199.451	1148.999



28.274_ACCURACY		
Test Site	Dallas	
Tester	ETS-364	
Test Number	EB6938	
Max Limit	1500	uV
Min Limit	-1450	uV

krad(Si)	0	3	4	10	11	30	31	50	51	100	101
LL	-1450.000	-1450.000	-1450.000	-1450.000	-1450.000	-1450.000	-1450.000	-1450.000	-1450.000	-1450.000	-1450.000
Min	-358.257	-300.798	-371.966	-328.037	76.976	-395.867	441.995	-374.529	439.015	-116.143	688.997
Average	-180.587	-146.970	-59.196	-137.171	187.984	-124.201	573.280	-34.556	731.137	6.881	1000.801
Max	-22.623	54.446	266.042	15.524	289.526	-11.239	657.466	149.694	1081.195	201.788	1199.451
UL	1500.000	1500.000	1500.000	1500.000	1500.000	1500.000	1500.000	1500.000	1500.000	1500.000	1500.000



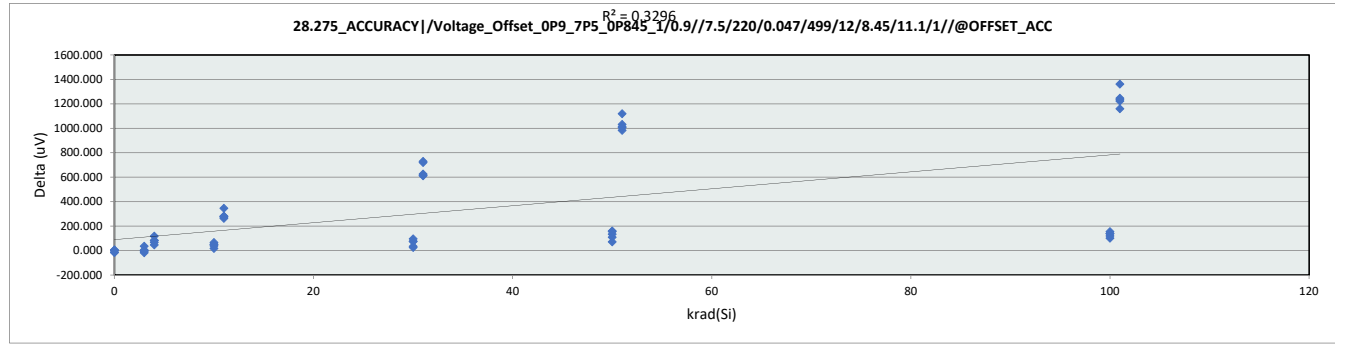
### HDR Report TPS7H1111-QMLP

101	24	-294.897	957.814	1252.711
101	25	-307.414	1041.439	1348.853
	Max	188.795	1199.451	1348.853
	Average	-169.525	165.218	334.743
	Min	-541.660	-395.867	-8.106
	Std Dev	152.118	422.854	425.808

# HDR Report TPS7H1111-QMLP

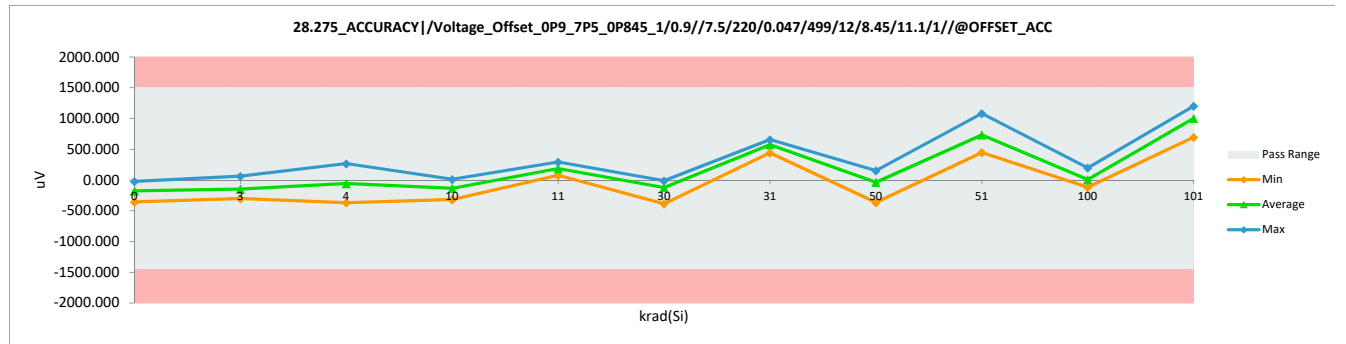
		28.275_ACCURACY /Voltage	
Test Site		Dallas	Dallas
Tester		ETS-364	ETS-364
Test Number		EB6938	EB6938
Unit		uV	uV
Max Limit		1500	1500
Min Limit		-1450	-1450

krad(Si)	Serial #	Pre	Post	Delta
0	51	-7.721	-21.251	-13.530
0	52	-267.418	-258.895	8.523
0	53	-359.090	-357.004	2.086
0	54	-161.262	-156.434	4.828
0	55	-77.399	-88.962	-11.563
3	26	-124.904	-127.705	-2.801
3	27	-213.714	-228.556	-14.842
3	28	22.976	61.540	38.564
3	29	-308.247	-301.929	6.318
3	30	-139.983	-138.434	1.549
4	1	-77.995	7.180	85.175
4	2	-438.484	-368.985	69.499
4	3	182.180	267.295	85.115
4	4	-129.076	-80.140	48.936
4	5	-232.311	-112.148	120.163
10	31	-41.278	12.187	53.465
10	32	-153.275	-112.685	40.590
10	33	-367.375	-317.903	49.472
10	34	-206.860	-186.714	20.146
10	35	-134.381	-66.491	67.890
11	6	-12.668	269.739	282.407
11	7	-205.429	77.812	283.241
11	8	-96.234	179.676	275.910
11	9	-55.762	292.925	348.687
11	10	-154.289	112.263	266.552
30	36	-70.842	-33.589	37.253
30	37	-154.646	-78.829	75.817
30	38	-125.440	-97.545	27.895
30	39	-89.796	-11.059	78.737
30	40	-484.439	-386.568	97.871
31	15	-73.882	657.288	731.170
31	16	-46.881	582.067	628.948
31	17	-177.892	441.281	619.173
31	18	-146.957	575.034	721.991
31	19	5.631	620.095	614.464
50	41	-144.394	14.571	158.965
50	42	-119.539	42.526	162.065
50	43	41.632	152.556	110.924
50	44	-438.424	-365.229	73.195
50	45	-159.415	-22.801	136.614
51	11	-311.704	697.104	1008.808
51	12	-384.363	649.122	1033.485
51	13	-222.298	791.697	1013.995
51	14	-37.881	1083.342	1121.223
51	20	-537.248	448.374	985.622
100	46	-173.958	-34.006	139.952
100	47	-222.953	-101.538	121.415
100	48	40.380	198.154	157.774
100	49	-14.933	89.316	104.249
100	50	-257.941	-116.320	141.621
101	21	-539.990	696.568	1236.558
101	22	-114.532	1110.701	1225.233
101	23	39.725	1202.254	1162.529



		28.275_ACCURACY /Voltage	
Test Site		Dallas	Dallas
Tester		ETS-364	ETS-364
Test Number		EB6938	EB6938
Max Limit		1500	uV
Min Limit		-1450	uV

krad(Si)	0	3	4	10	11	30	31	50	51	100	101
LL	-1450.000	-1450.000	-1450.000	-1450.000	-1450.000	-1450.000	-1450.000	-1450.000	-1450.000	-1450.000	-1450.000
Min	-357.004	-301.929	-368.985	-317.903	77.812	-386.568	441.281	-365.229	448.374	-116.320	696.568
Average	-176.509	-147.017	-57.360	-134.321	186.483	-121.518	575.153	-35.675	733.928	7.121	1002.793
Max	-21.251	61.540	267.295	12.187	292.925	-11.059	657.288	152.556	1083.342	198.154	1202.254
UL	1500.000	1500.000	1500.000	1500.000	1500.000	1500.000	1500.000	1500.000	1500.000	1500.000	1500.000



### HDR Report TPS7H1111-QMLP

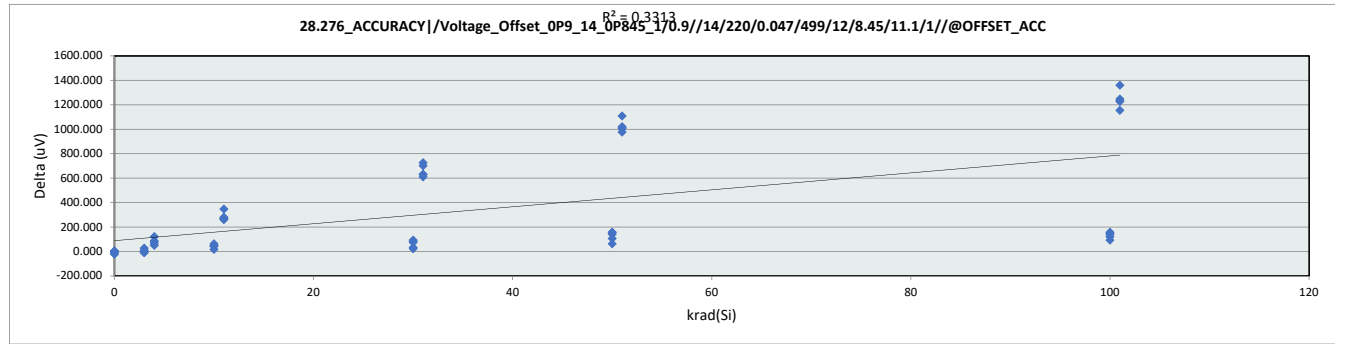
101	24	-293.585	955.013	1248.598
101	25	-314.208	1049.427	1363.635
	Max	182.180	1202.254	1363.635
	Average	-168.923	166.643	335.567
	Min	-539.990	-386.568	-14.842
	Std Dev	153.237	422.448	426.933



# HDR Report TPS7H1111-QMLP

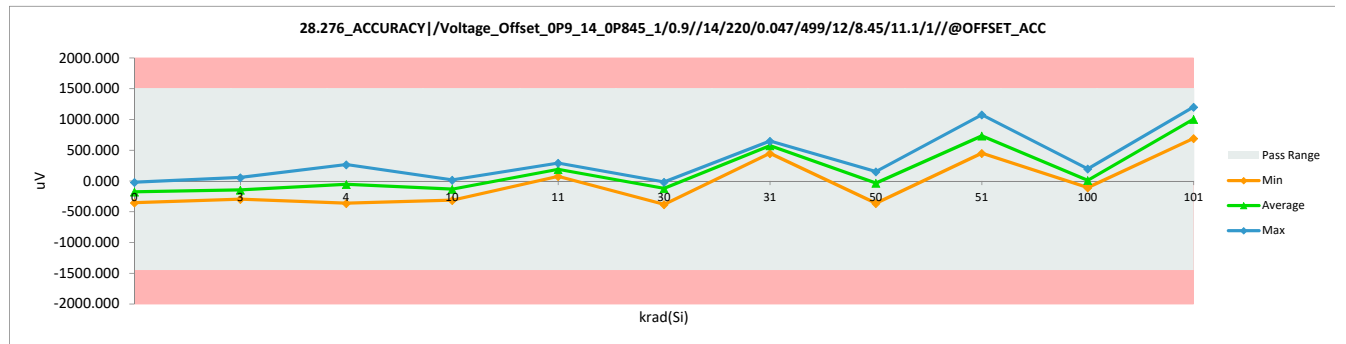
28.276_ACCURACY /Voltage		
Test Site	Dallas	Dallas
Tester	ETS-364	ETS-364
Test Number	EB6938	EB6938
Unit	uV	uV
Max Limit	1500	1500
Min Limit	-1450	-1450

krad(Si)	Serial #	Pre	Post	Delta
0	51	-16.576	-19.794	-3.218
0	52	-250.762	-269.657	-18.895
0	53	-345.355	-353.402	-8.047
0	54	-163.024	-155.037	7.987
0	55	-85.240	-82.916	2.324
3	26	-129.884	-118.857	11.027
3	27	-220.364	-228.113	-7.749
3	28	26.638	57.036	30.398
3	29	-305.062	-295.824	9.238
3	30	-135.785	-139.779	-3.994
4	1	-83.631	6.193	89.824
4	2	-430.470	-362.700	67.770
4	3	183.100	267.440	84.340
4	4	-128.990	-76.955	52.035
4	5	-228.291	-104.135	124.156
10	31	-29.152	17.935	47.087
10	32	-155.991	-109.976	46.015
10	33	-365.203	-312.513	52.690
10	34	-207.728	-188.118	19.610
10	35	-129.586	-64.438	65.148
11	6	-2.449	279.957	282.406
11	7	-195.390	76.109	271.499
11	8	-89.651	182.385	272.036
11	9	-58.239	291.521	349.760
11	10	-150.209	113.362	263.571
30	36	-68.313	-32.550	35.763
30	37	-155.812	-70.518	85.294
30	38	-127.619	-102.406	25.213
30	39	-93.823	-16.337	77.486
30	40	-476.128	-380.462	95.666
31	15	-79.399	649.923	729.322
31	16	-42.921	589.842	632.763
31	17	-185.495	448.937	634.432
31	18	-135.070	569.874	704.944
31	19	8.220	621.134	612.914
50	41	-142.997	15.372	158.369
50	42	-114.566	45.294	159.860
50	43	43.506	152.463	108.957
50	44	-427.073	-361.925	65.148
50	45	-161.534	-17.827	143.707
51	11	-306.016	700.707	1006.723
51	12	-376.826	647.301	1024.127
51	13	-218.576	796.789	1015.365
51	14	-34.219	1077.289	1111.508
51	20	-526.970	451.917	978.887
100	46	-182.336	-22.775	159.561
100	47	-224.775	-100.916	123.859
100	48	45.830	198.239	152.409
100	49	-6.205	89.938	96.143
100	50	-248.736	-107.413	141.323
101	21	-539.368	692.898	1232.266
101	22	-113.731	1118.237	1231.968
101	23	46.903	1203.651	1156.748



28.276_ACCURACY /Voltage		
Test Site	Dallas	Dallas
Tester	ETS-364	ETS-364
Test Number	EB6938	EB6938
Max Limit	1500	uV
Min Limit	-1450	uV

krad(Si)	0	3	4	10	11	30	31	50	51	100	101
LL	-1450.000	-1450.000	-1450.000	-1450.000	-1450.000	-1450.000	-1450.000	-1450.000	-1450.000	-1450.000	-1450.000
Min	-353.402	-295.824	-362.700	-312.513	76.109	-380.462	448.937	-361.925	451.917	-107.413	692.898
Average	-176.161	-145.107	-54.031	-131.422	188.667	-120.455	575.942	-33.325	734.801	11.415	1005.644
Max	-19.794	57.036	267.440	17.935	291.521	-16.337	649.923	152.463	1077.289	198.239	1203.651
UL	1500.000	1500.000	1500.000	1500.000	1500.000	1500.000	1500.000	1500.000	1500.000	1500.000	1500.000



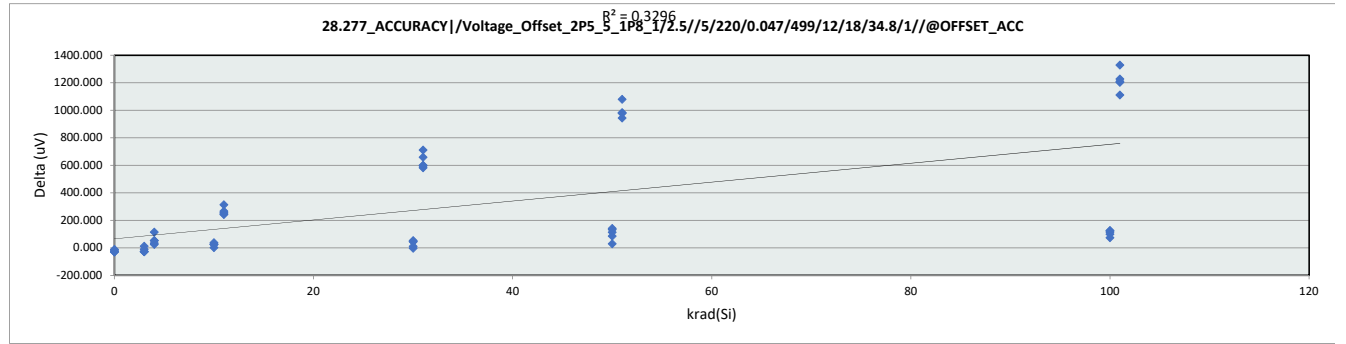
### HDR Report TPS7H1111-QMLP

101	24	-288.909	960.762	1249.671
101	25	-309.652	1052.672	1362.324
	Max	183.100	1203.651	1362.324
	Average	-166.180	168.724	334.904
	Min	-539.368	-380.462	-18.895
	Std Dev	151.616	421.966	425.855

# HDR Report TPS7H1111-QMLP

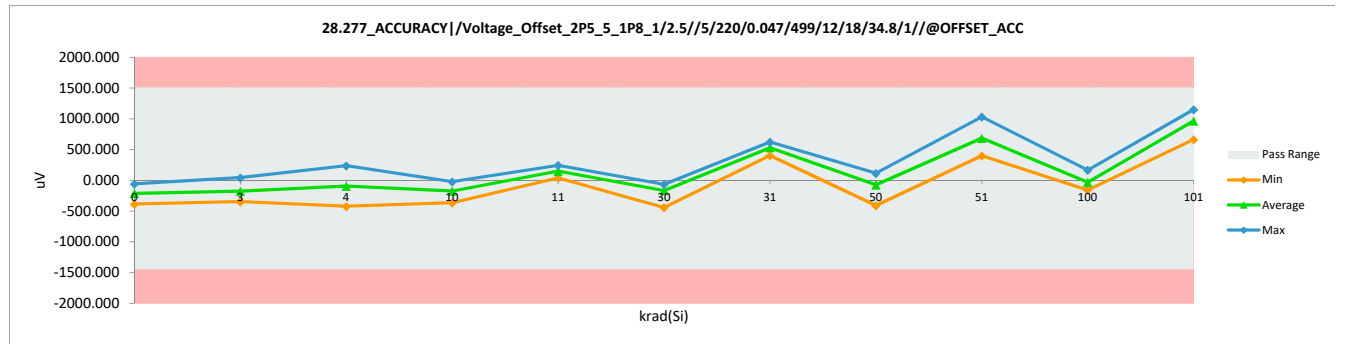
28.277_ACCURACY /Voltage		
Test Site	Dallas	Dallas
Tester	ETS-364	ETS-364
Test Number	EB6938	EB6938
Unit	uV	uV
Max Limit	1500	1500
Min Limit	-1450	-1450

krad(Si)	Serial #	Pre	Post	Delta
0	51	-27.540	-56.866	-29.326
0	52	-287.059	-296.715	-9.656
0	53	-370.982	-385.287	-14.305
0	54	-169.161	-192.884	-23.723
0	55	-98.112	-124.577	-26.465
3	26	-144.961	-153.425	-8.464
3	27	-230.792	-255.349	-24.557
3	28	28.607	43.151	14.544
3	29	-318.888	-345.948	-27.060
3	30	-145.796	-170.711	-24.915
4	1	-86.668	-31.593	55.075
4	2	-458.839	-422.600	36.239
4	3	184.533	238.892	54.359
4	4	-145.081	-118.735	26.346
4	5	-255.349	-139.239	116.110
10	31	-50.309	-22.057	28.252
10	32	-175.956	-146.988	28.968
10	33	-389.937	-363.949	25.988
10	34	-233.772	-230.434	3.338
10	35	-147.703	-107.887	39.816
11	6	-20.388	237.700	258.088
11	7	-204.328	39.694	244.022
11	8	-113.252	155.923	269.175
11	9	-69.621	245.211	314.832
11	10	-173.452	75.695	249.147
30	36	-85.834	-72.363	13.471
30	37	-168.803	-113.967	54.836
30	38	-140.789	-142.100	-1.311
30	39	-112.179	-64.853	47.326
30	40	-488.880	-441.912	46.968
31	15	-90.006	623.581	713.587
31	16	-64.734	537.393	602.127
31	17	-195.029	403.401	598.430
31	18	-143.173	517.246	660.419
31	19	-7.275	576.970	584.245
50	41	-162.604	-27.779	134.825
50	42	-135.663	7.030	142.693
50	43	29.323	116.941	87.618
50	44	-440.600	-409.129	31.471
50	45	-170.830	-55.435	115.395
51	11	-332.358	650.999	983.357
51	12	-385.049	595.328	980.377
51	13	-231.865	752.088	983.953
51	14	-48.163	1033.184	1081.347
51	20	-545.028	400.421	945.449
100	46	-188.950	-72.125	116.825
100	47	-248.793	-147.584	101.209
100	48	39.217	167.725	128.508
100	49	-15.977	60.079	76.056
100	50	-282.887	-158.074	124.813
101	21	-541.094	663.754	1204.848
101	22	-132.325	1079.556	1211.881
101	23	37.190	1150.605	1113.415



28.277_ACCURACY		
Test Site	Dallas	
Tester	ETS-364	
Test Number	EB6938	
Max Limit	1500	uV
Min Limit	-1450	uV

krad(Si)	0	3	4	10	11	30	31	50	51	100	101
LL	-1450.000	-1450.000	-1450.000	-1450.000	-1450.000	-1450.000	-1450.000	-1450.000	-1450.000	-1450.000	-1450.000
Min	-385.287	-345.948	-422.600	-363.949	39.694	-441.912	403.401	-409.129	400.421	-158.074	663.754
Average	-211.266	-176.456	-94.655	-174.263	150.845	-167.039	531.718	-73.674	686.404	-29.996	966.141
Max	-56.866	43.151	238.892	-22.057	245.211	-64.853	623.581	116.941	1033.184	167.725	1150.605
UL	1500.000	1500.000	1500.000	1500.000	1500.000	1500.000	1500.000	1500.000	1500.000	1500.000	1500.000



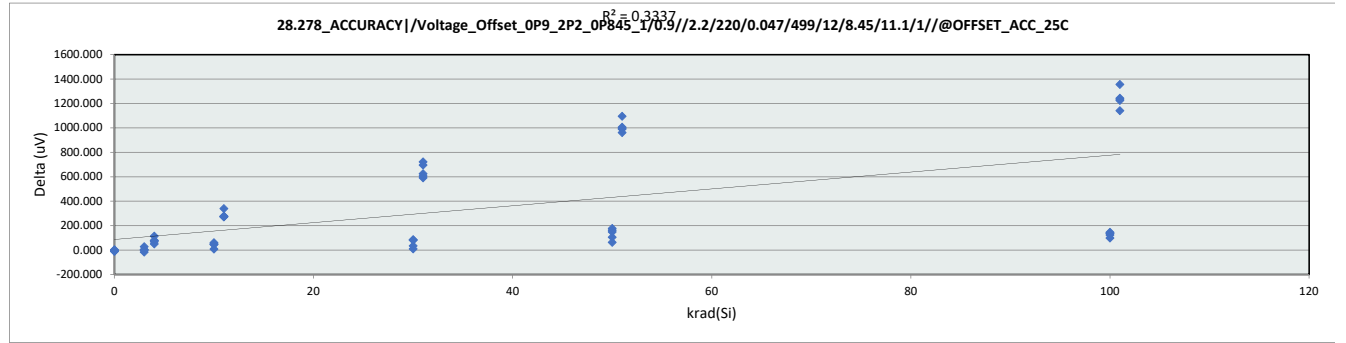
### HDR Report TPS7H1111-QMLP

101	24	-309.232	920.889	1230.121
101	25	-314.954	1015.899	1330.853
	Max	184.533	1150.605	1330.853
	Average	-181.494	127.978	309.472
	Min	-545.028	-441.912	-29.326
	Std Dev	153.996	421.588	423.029

# HDR Report TPS7H1111-QMLP

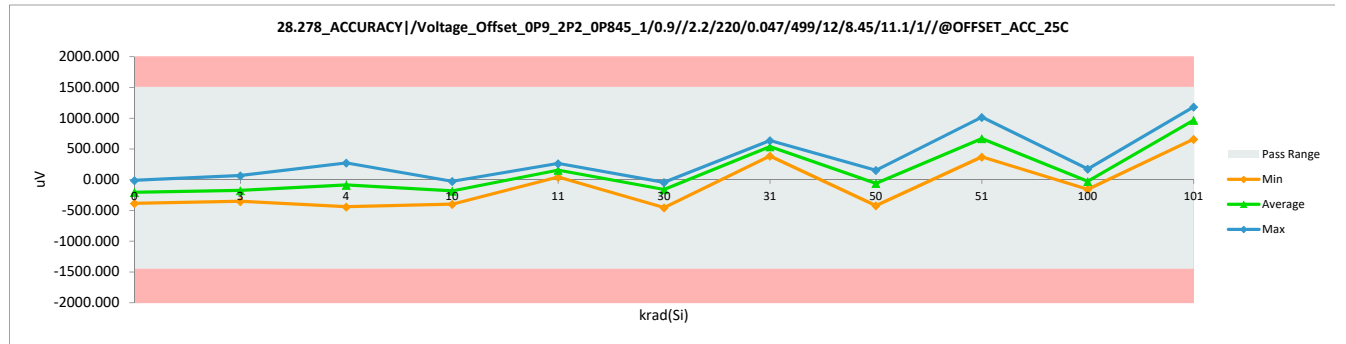
28.278_ACCURACY /Voltage		
Test Site	Dallas	Dallas
Tester	ETS-364	ETS-364
Test Number	EB6938	EB6938
Unit	uV	uV
Max Limit	1500	1500
Min Limit	-1450	-1450

krad(Si)	Serial #	Pre	Post	Delta
0	51	-13.441	-11.593	1.848
0	52	-301.928	-306.815	-4.887
0	53	-390.142	-384.599	5.543
0	54	-208.527	-210.852	-2.325
0	55	-100.404	-108.749	-8.345
3	26	-170.499	-164.599	5.900
3	27	-249.178	-262.708	-13.530
3	28	36.090	66.846	30.756
3	29	-357.837	-352.115	5.722
3	30	-160.724	-159.174	1.550
4	1	-88.007	-8.256	79.751
4	2	-510.425	-439.614	70.811
4	3	191.956	273.615	81.659
4	4	-153.035	-99.868	53.167
4	5	-275.284	-158.400	116.884
10	31	-75.966	-24.706	51.260
10	32	-195.533	-142.664	52.869
10	33	-444.264	-396.878	47.386
10	34	-238.687	-228.137	10.550
10	35	-186.891	-123.948	62.943
11	6	-29.236	247.210	276.446
11	7	-232.786	43.302	276.088
11	8	-133.604	147.193	280.797
11	9	-77.278	265.032	342.310
11	10	-194.043	79.781	273.824
30	36	-90.927	-53.257	37.670
30	37	-187.546	-101.954	85.592
30	38	-155.419	-142.724	12.695
30	39	-126.928	-42.230	84.698
30	40	-540.585	-453.323	87.262
31	15	-86.457	637.561	724.018
31	16	-81.748	546.246	627.994
31	17	-224.382	385.314	609.696
31	18	-154.048	543.922	697.970
31	19	-19.700	573.903	593.603
50	41	-177.473	-11.474	165.999
50	42	-164.122	16.063	180.185
50	43	45.746	153.631	107.885
50	44	-487.596	-421.077	66.519
50	45	-182.420	-30.846	151.574
51	11	-364.453	636.726	1001.179
51	12	-424.534	584.751	1009.285
51	13	-255.436	737.637	993.073
51	14	-80.973	1016.229	1097.202
51	20	-592.321	371.784	964.105
100	46	-204.534	-62.555	141.979
100	47	-281.841	-155.956	125.885
100	48	26.434	175.029	148.595
100	49	-41.932	59.634	101.566
100	50	-287.622	-147.790	139.832
101	21	-578.255	659.913	1238.168
101	22	-164.122	1062.780	1226.902
101	23	40.084	1184.195	1144.111



28.278_ACCURACY		
Test Site	Dallas	
Tester	ETS-364	
Test Number	EB6938	
Max Limit	1500	uV
Min Limit	-1450	uV

krad(Si)	0	3	4	10	11	30	31	50	51	100	101
LL	-1450.000	-1450.000	-1450.000	-1450.000	-1450.000	-1450.000	-1450.000	-1450.000	-1450.000	-1450.000	-1450.000
Min	-384.599	-352.115	-439.614	-396.878	43.302	-453.323	385.314	-421.077	371.784	-155.956	659.913
Average	-204.522	-174.350	-86.505	-183.267	156.504	-158.698	537.389	-58.741	669.425	-26.328	967.616
Max	-11.593	66.846	273.615	-24.706	265.032	-42.230	637.561	153.631	1016.229	175.029	1184.195
UL	1500.000	1500.000	1500.000	1500.000	1500.000	1500.000	1500.000	1500.000	1500.000	1500.000	1500.000



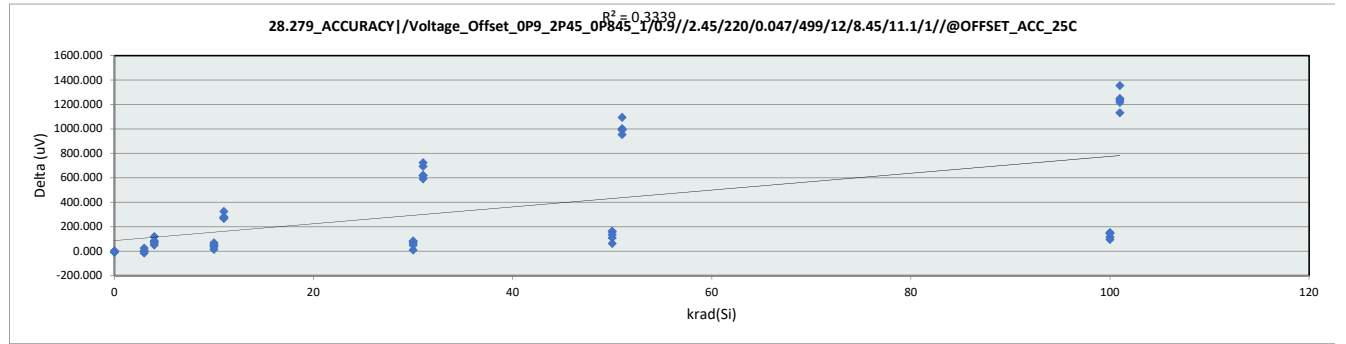
### HDR Report TPS7H1111-QMLP

101	24	-323.862	921.875	1245.737
101	25	-348.956	1009.315	1358.271
	Max	191.956	1184.195	1358.271
	Average	-201.375	130.775	332.150
	Min	-592.321	-453.323	-13.530
	Std Dev	166.393	422.129	422.266

# HDR Report TPS7H1111-QMLP

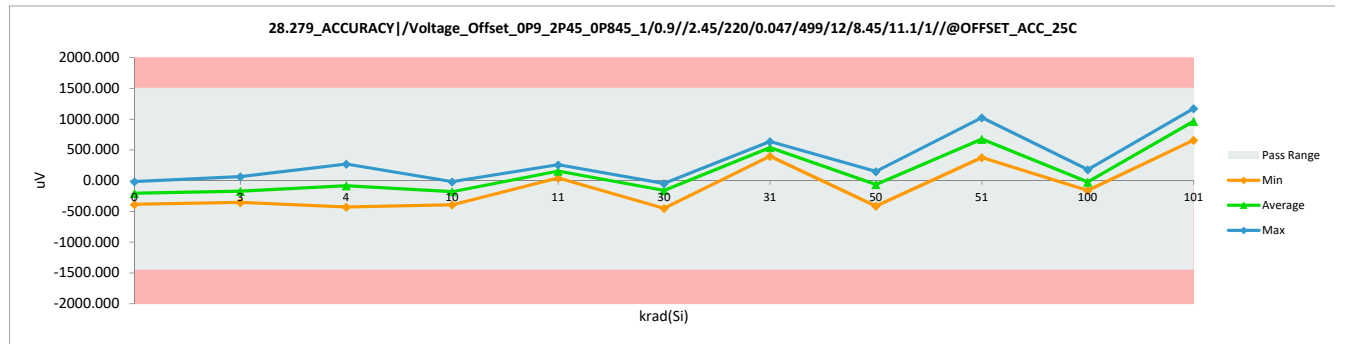
28.279_ACCURACY /Voltage		
Test Site	Dallas	Dallas
Tester	ETS-364	ETS-364
Test Number	EB6938	EB6938
Unit	uV	uV
Max Limit	1500	1500
Min Limit	-1450	-1450

krad(Si)	Serial #	Pre	Post	Delta
0	51	-11.800	-15.496	-3.696
0	52	-303.028	-303.624	-0.596
0	53	-389.693	-385.700	3.993
0	54	-212.429	-209.509	2.920
0	55	-98.167	-105.022	-6.855
3	26	-165.997	-162.302	3.695
3	27	-245.867	-258.384	-12.517
3	28	37.970	66.044	28.074
3	29	-356.494	-354.408	2.086
3	30	-153.361	-148.771	4.590
4	1	-93.637	-6.138	87.499
4	2	-498.651	-428.258	70.393
4	3	194.313	271.262	76.949
4	4	-151.573	-99.240	52.333
4	5	-273.822	-151.454	122.368
10	31	-72.120	-16.628	55.492
10	32	-194.727	-148.056	46.671
10	33	-431.119	-391.780	39.339
10	34	-246.881	-230.072	16.809
10	35	-180.124	-109.492	70.632
11	6	-23.304	250.401	273.705
11	7	-227.569	43.990	271.559
11	8	-132.857	150.265	283.122
11	9	-67.709	259.043	326.752
11	10	-197.647	78.441	276.088
30	36	-95.843	-44.821	51.022
30	37	-178.514	-110.207	68.307
30	38	-156.639	-144.182	12.457
30	39	-130.532	-47.146	83.386
30	40	-534.652	-449.477	85.175
31	15	-88.511	637.831	726.342
31	16	-80.584	539.603	620.187
31	17	-223.814	399.174	622.988
31	18	-155.268	541.808	697.076
31	19	-16.986	577.332	594.318
50	41	-173.329	-6.436	166.893
50	42	-153.242	6.856	160.098
50	43	38.685	149.609	110.924
50	44	-478.326	-412.880	65.446
50	45	-180.302	-43.987	136.315
51	11	-352.798	641.169	993.967
51	12	-417.529	586.213	1003.742
51	13	-253.437	747.265	1000.702
51	14	-71.762	1025.261	1097.023
51	20	-578.998	378.312	957.310
100	46	-214.694	-59.901	154.793
100	47	-275.610	-157.712	117.898
100	48	31.652	180.425	148.773
100	49	-35.821	62.885	98.706
100	50	-284.670	-134.586	150.084
101	21	-579.951	658.991	1238.942
101	22	-156.520	1063.229	1219.749
101	23	38.685	1173.856	1135.171



28.279_ACCURACY /Voltage		
Test Site	Dallas	
Tester	ETS-364	
Test Number	EB6938	
Max Limit	1500	uV
Min Limit	-1450	uV

krad(Si)	0	3	4	10	11	30	31	50	51	100	101
LL	-1450.000	-1450.000	-1450.000	-1450.000	-1450.000	-1450.000	-1450.000	-1450.000	-1450.000	-1450.000	-1450.000
Min	-385.700	-354.408	-428.258	-391.780	43.990	-449.477	399.174	-412.880	378.312	-157.712	658.991
Average	-203.870	-171.564	-82.766	-179.206	156.428	-159.167	539.150	-61.368	675.644	-21.778	965.776
Max	-15.496	66.044	271.262	-16.628	259.043	-44.821	637.831	149.609	1025.261	180.425	1173.856
UL	1500.000	1500.000	1500.000	1500.000	1500.000	1500.000	1500.000	1500.000	1500.000	1500.000	1500.000



### HDR Report TPS7H1111-QMLP

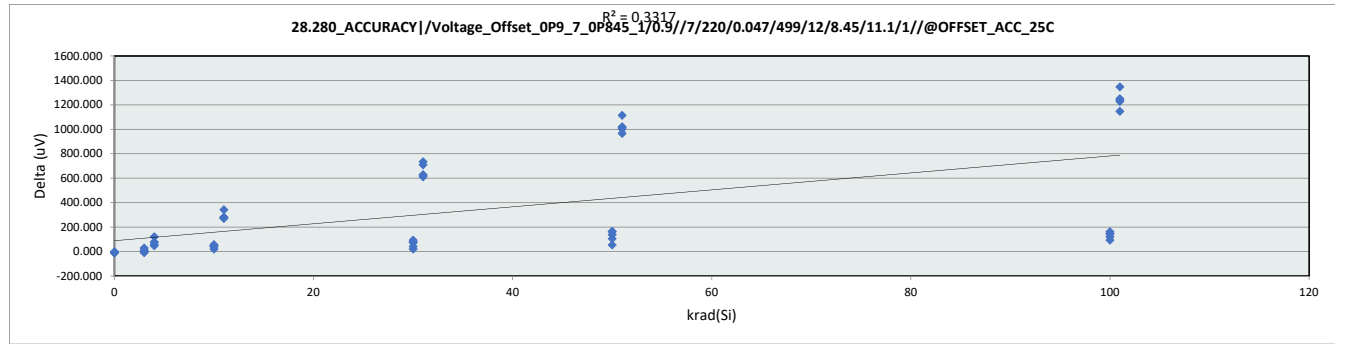
101	24	-329.552	921.966	1251.518
101	25	-346.301	1010.837	1357.138
	Max	194.313	1173.856	1357.138
	Average	-198.754	132.480	331.234
	Min	-579.951	-449.477	-12.517
	Std Dev	164.902	421.421	421.749



# HDR Report TPS7H1111-QMLP

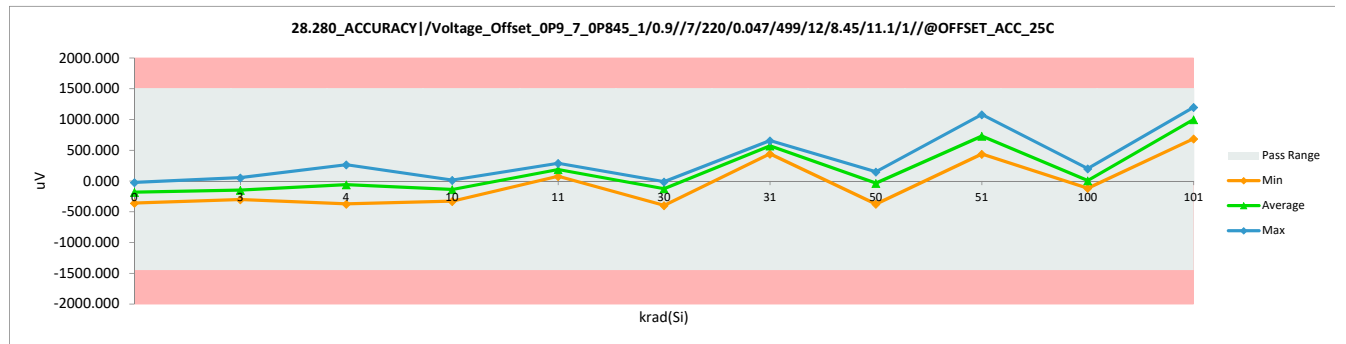
28.280_ACCURACY /Voltage_Offset_0P9_7_0P845_170.9//7/220/0.047/499/12/8.45/11.1/1//@OFFSET_ACC_25C		
Test Site	Dallas	Dallas
Tester	ETS-364	ETS-364
Test Number	EB6938	EB6938
Unit	uV	uV
Max Limit	1500	1500
Min Limit	-1450	-1450

krad(Si)	Serial #	Pre	Post	Delta
0	51	-14.517	-22.623	-8.106
0	52	-261.757	-267.062	-5.305
0	53	-352.773	-358.257	-5.484
0	54	-162.336	-169.727	-7.391
0	55	-86.340	-85.268	1.072
3	26	-133.905	-120.494	13.411
3	27	-226.113	-232.193	-6.080
3	28	22.319	54.446	32.127
3	29	-305.268	-300.798	4.470
3	30	-142.369	-135.812	6.557
4	1	-80.678	-0.867	79.811
4	2	-430.200	-371.966	58.234
4	3	188.795	266.042	77.247
4	4	-130.269	-80.916	49.353
4	5	-231.478	-108.275	123.203
10	31	-36.928	15.524	52.452
10	32	-153.038	-107.917	45.121
10	33	-371.251	-328.037	43.214
10	34	-212.106	-189.218	22.888
10	35	-134.978	-76.208	58.770
11	6	-5.576	275.400	280.976
11	7	-200.066	76.976	277.042
11	8	-96.533	187.960	284.493
11	9	-55.525	289.526	345.051
11	10	-163.230	110.057	273.287
30	36	-77.221	-33.352	43.869
30	37	-154.588	-79.367	75.221
30	38	-123.057	-101.182	21.875
30	39	-107.023	-11.239	95.784
30	40	-479.552	-395.867	83.685
31	15	-79.784	657.466	737.250
31	16	-43.723	583.258	626.981
31	17	-188.562	441.995	630.557
31	18	-144.813	567.701	712.514
31	19	1.934	615.981	614.047
50	41	-145.468	22.200	167.668
50	42	-115.249	49.558	164.807
50	43	42.227	149.694	107.467
50	44	-430.676	-374.529	56.147
50	45	-159.654	-19.702	139.952
51	11	-310.692	694.480	1005.172
51	12	-377.748	644.114	1021.862
51	13	-222.418	796.881	1019.299
51	14	-35.557	1081.195	1116.752
51	20	-529.739	439.015	968.754
100	46	-181.946	-32.994	148.952
100	47	-227.067	-103.387	123.680
100	48	36.207	201.788	165.581
100	49	-10.345	85.142	95.487
100	50	-262.115	-116.143	145.972
101	21	-541.660	688.997	1230.657
101	22	-127.587	1116.302	1243.889
101	23	50.452	1199.451	1148.999



28.280_ACCURACY /Voltage_Offset_0P9_7_0P845_170.9//7/220/0.047/499/12/8.45/11.1/1//@OFFSET_ACC_25C		
Test Site	Dallas	
Tester	ETS-364	
Test Number	EB6938	
Max Limit	1500	uV
Min Limit	-1450	uV

krad(Si)	0	3	4	10	11	30	31	50	51	100	101
LL	-1450.000	-1450.000	-1450.000	-1450.000	-1450.000	-1450.000	-1450.000	-1450.000	-1450.000	-1450.000	-1450.000
Min	-358.257	-300.798	-371.966	-328.037	76.976	-395.867	441.995	-374.529	439.015	-116.143	688.997
Average	-180.587	-146.970	-59.196	-137.171	187.984	-124.201	573.280	-34.556	731.137	6.881	1000.801
Max	-22.623	54.446	266.042	15.524	289.526	-11.239	657.466	149.694	1081.195	201.788	1199.451
UL	1500.000	1500.000	1500.000	1500.000	1500.000	1500.000	1500.000	1500.000	1500.000	1500.000	1500.000



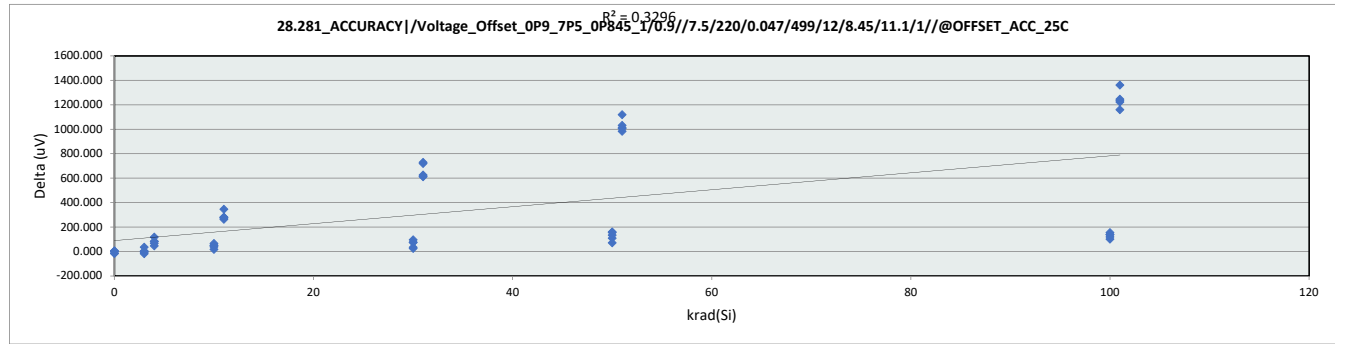
### HDR Report TPS7H1111-QMLP

101	24	-294.897	957.814	1252.711
101	25	-307.414	1041.439	1348.853
	Max	188.795	1199.451	1348.853
	Average	-169.525	165.218	334.743
	Min	-541.660	-395.867	-8.106
	Std Dev	152.118	422.854	425.808

# HDR Report TPS7H1111-QMLP

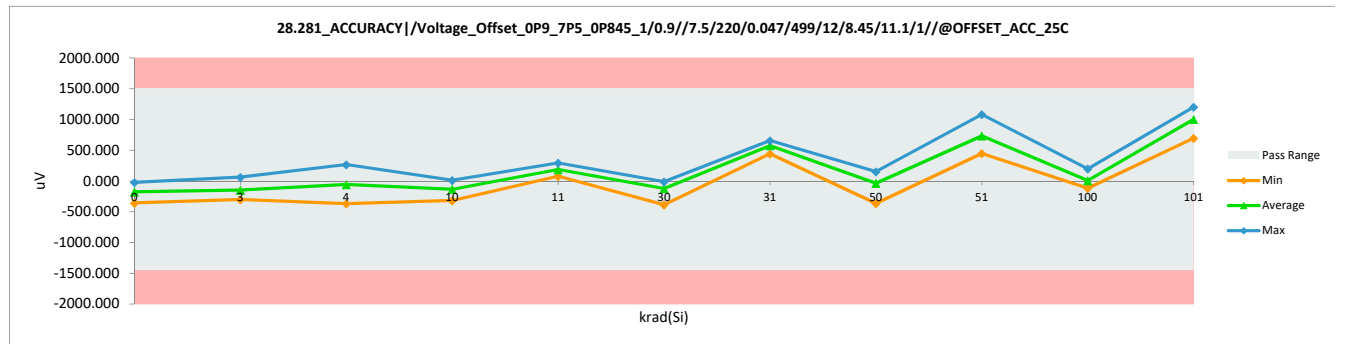
28.281_ACCURACY /Voltage		
Test Site	Dallas	Dallas
Tester	ETS-364	ETS-364
Test Number	EB6938	EB6938
Unit	uV	uV
Max Limit	1500	1500
Min Limit	-1450	-1450

krad(Si)	Serial #	Pre	Post	Delta
0	51	-7.721	-21.251	-13.530
0	52	-267.418	-258.895	8.523
0	53	-359.090	-357.004	2.086
0	54	-161.262	-156.434	4.828
0	55	-77.399	-88.962	-11.563
3	26	-124.904	-127.705	-2.801
3	27	-213.714	-228.556	-14.842
3	28	22.976	61.540	38.564
3	29	-308.247	-301.929	6.318
3	30	-139.983	-138.434	1.549
4	1	-77.995	7.180	85.175
4	2	-438.484	-368.985	69.499
4	3	182.180	267.295	85.115
4	4	-129.076	-80.140	48.936
4	5	-232.311	-112.148	120.163
10	31	-41.278	12.187	53.465
10	32	-153.275	-112.685	40.590
10	33	-367.375	-317.903	49.472
10	34	-206.860	-186.714	20.146
10	35	-134.381	-66.491	67.890
11	6	-12.668	269.739	282.407
11	7	-205.429	77.812	283.241
11	8	-96.234	179.676	275.910
11	9	-55.762	292.925	348.687
11	10	-154.289	112.263	266.552
30	36	-70.842	-33.589	37.253
30	37	-154.646	-78.829	75.817
30	38	-125.440	-97.545	27.895
30	39	-89.796	-11.059	78.737
30	40	-484.439	-386.568	97.871
31	15	-73.882	657.288	731.170
31	16	-46.881	582.067	628.948
31	17	-177.892	441.281	619.173
31	18	-146.957	575.034	721.991
31	19	5.631	620.095	614.464
50	41	-144.394	14.571	158.965
50	42	-119.539	42.526	162.065
50	43	41.632	152.556	110.924
50	44	-438.424	-365.229	73.195
50	45	-159.415	-22.801	136.614
51	11	-311.704	697.104	1008.808
51	12	-384.363	649.122	1033.485
51	13	-222.298	791.697	1013.995
51	14	-37.881	1083.342	1121.223
51	20	-537.248	448.374	985.622
100	46	-173.958	-34.006	139.952
100	47	-222.953	-101.538	121.415
100	48	40.380	198.154	157.774
100	49	-14.933	89.316	104.249
100	50	-257.941	-116.320	141.621
101	21	-539.990	696.568	1236.558
101	22	-114.532	1110.701	1225.233
101	23	39.725	1202.254	1162.529



28.281_ACCURACY		
Test Site	Dallas	
Tester	ETS-364	
Test Number	EB6938	
Max Limit	1500	uV
Min Limit	-1450	uV

krad(Si)	0	3	4	10	11	30	31	50	51	100	101
LL	-1450.000	-1450.000	-1450.000	-1450.000	-1450.000	-1450.000	-1450.000	-1450.000	-1450.000	-1450.000	-1450.000
Min	-357.004	-301.929	-368.985	-317.903	77.812	-386.568	441.281	-365.229	448.374	-116.320	696.568
Average	-176.509	-147.017	-57.360	-134.321	186.483	-121.518	575.153	-35.675	733.928	7.121	1002.793
Max	-21.251	61.540	267.295	12.187	292.925	-11.059	657.288	152.556	1083.342	198.154	1202.254
UL	1500.000	1500.000	1500.000	1500.000	1500.000	1500.000	1500.000	1500.000	1500.000	1500.000	1500.000



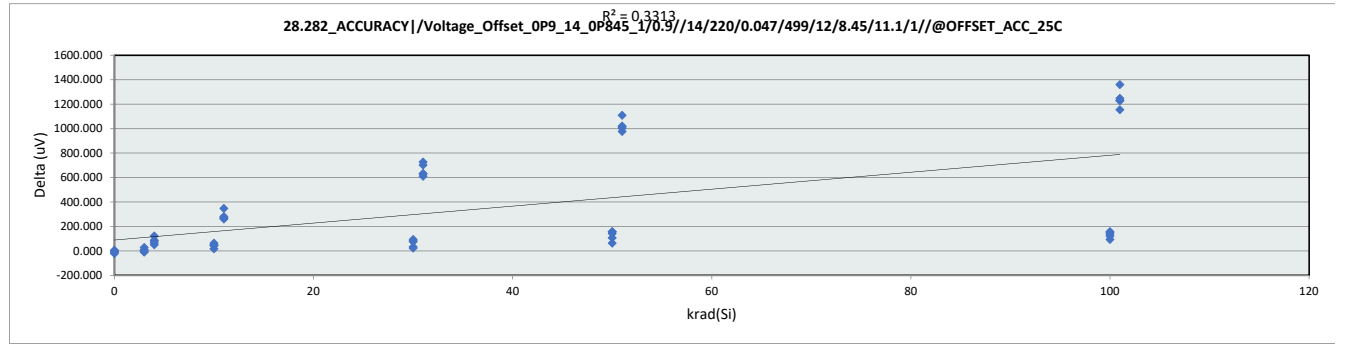
### HDR Report TPS7H1111-QMLP

101	24	-293.585	955.013	1248.598
101	25	-314.208	1049.427	1363.635
	Max	182.180	1202.254	1363.635
	Average	-168.923	166.643	335.567
	Min	-539.990	-386.568	-14.842
	Std Dev	153.237	422.448	426.933

# HDR Report TPS7H1111-QMLP

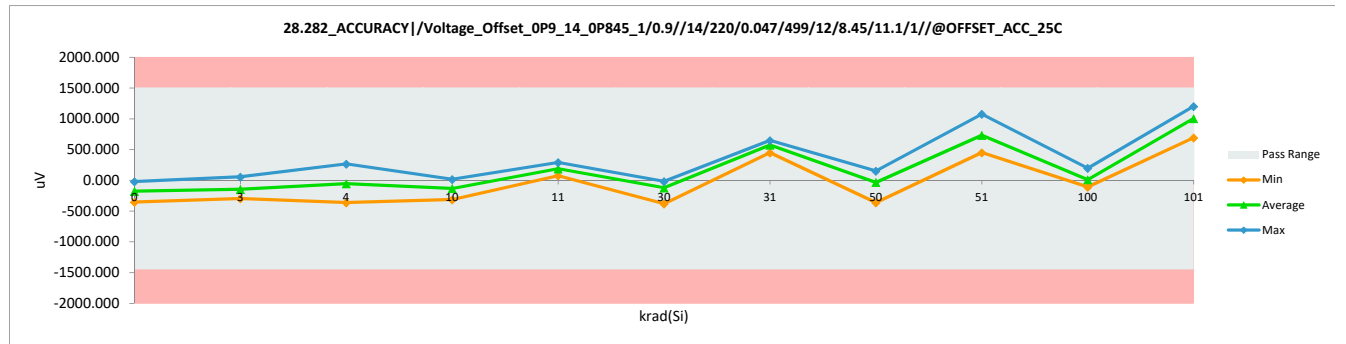
		28.282_ACCURACY /Voltage	
Test Site		Dallas	Dallas
Tester		ETS-364	ETS-364
Test Number		EB6938	EB6938
Unit		uV	uV
Max Limit		1500	1500
Min Limit		-1450	-1450

krad(Si)	Serial #	Pre	Post	Delta
0	51	-16.576	-19.794	-3.218
0	52	-250.762	-269.657	-18.895
0	53	-345.355	-353.402	-8.047
0	54	-163.024	-155.037	7.987
0	55	-85.240	-82.916	2.324
3	26	-129.884	-118.857	11.027
3	27	-220.364	-228.113	-7.749
3	28	26.638	57.036	30.398
3	29	-305.062	-295.824	9.238
3	30	-135.785	-139.779	-3.994
4	1	-83.631	6.193	89.824
4	2	-430.470	-362.700	67.770
4	3	183.100	267.440	84.340
4	4	-128.990	-76.955	52.035
4	5	-228.291	-104.135	124.156
10	31	-29.152	17.935	47.087
10	32	-155.991	-109.976	46.015
10	33	-365.203	-312.513	52.690
10	34	-207.728	-188.118	19.610
10	35	-129.586	-64.438	65.148
11	6	-2.449	279.957	282.406
11	7	-195.390	76.109	271.499
11	8	-89.651	182.385	272.036
11	9	-58.239	291.521	349.760
11	10	-150.209	113.362	263.571
30	36	-68.313	-32.550	35.763
30	37	-155.812	-70.518	85.294
30	38	-127.619	-102.406	25.213
30	39	-93.823	-16.337	77.486
30	40	-476.128	-380.462	95.666
31	15	-79.399	649.923	729.322
31	16	-42.921	589.842	632.763
31	17	-185.495	448.937	634.432
31	18	-135.070	569.874	704.944
31	19	8.220	621.134	612.914
50	41	-142.997	15.372	158.369
50	42	-114.566	45.294	159.860
50	43	43.506	152.463	108.957
50	44	-427.073	-361.925	65.148
50	45	-161.534	-17.827	143.707
51	11	-306.016	700.707	1006.723
51	12	-376.826	647.301	1024.127
51	13	-218.576	796.789	1015.365
51	14	-34.219	1077.289	1111.508
51	20	-526.970	451.917	978.887
100	46	-182.336	-22.775	159.561
100	47	-224.775	-100.916	123.859
100	48	45.830	198.239	152.409
100	49	-6.205	89.938	96.143
100	50	-248.736	-107.413	141.323
101	21	-539.368	692.898	1232.266
101	22	-113.731	1118.237	1231.968
101	23	46.903	1203.651	1156.748



		28.282_ACCURACY /Voltage	
Test Site		Dallas	Dallas
Tester		ETS-364	ETS-364
Test Number		EB6938	EB6938
Max Limit		1500 uV	1500 uV
Min Limit		-1450 uV	-1450 uV

krad(Si)	0	3	4	10	11	30	31	50	51	100	101
LL	-1450.000	-1450.000	-1450.000	-1450.000	-1450.000	-1450.000	-1450.000	-1450.000	-1450.000	-1450.000	-1450.000
Min	-353.402	-295.824	-362.700	-312.513	76.109	-380.462	448.937	-361.925	451.917	-107.413	692.898
Average	-176.161	-145.107	-54.031	-131.422	188.667	-120.455	575.942	-33.325	734.801	11.415	1005.644
Max	-19.794	57.036	267.440	17.935	291.521	-16.337	649.923	152.463	1077.289	198.239	1203.651
UL	1500.000	1500.000	1500.000	1500.000	1500.000	1500.000	1500.000	1500.000	1500.000	1500.000	1500.000



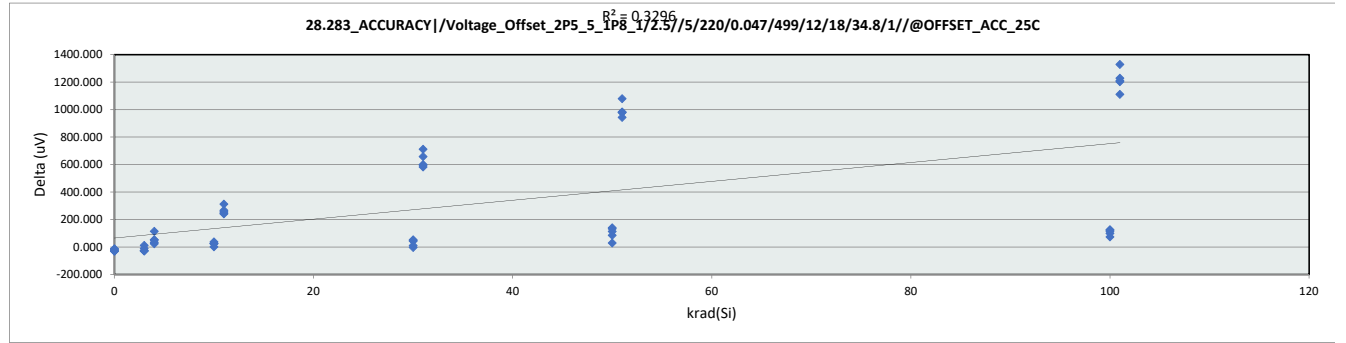
### HDR Report TPS7H1111-QMLP

101	24	-288.909	960.762	1249.671
101	25	-309.652	1052.672	1362.324
	Max	183.100	1203.651	1362.324
	Average	-166.180	168.724	334.904
	Min	-539.368	-380.462	-18.895
	Std Dev	151.616	421.966	425.855

# HDR Report TPS7H1111-QMLP

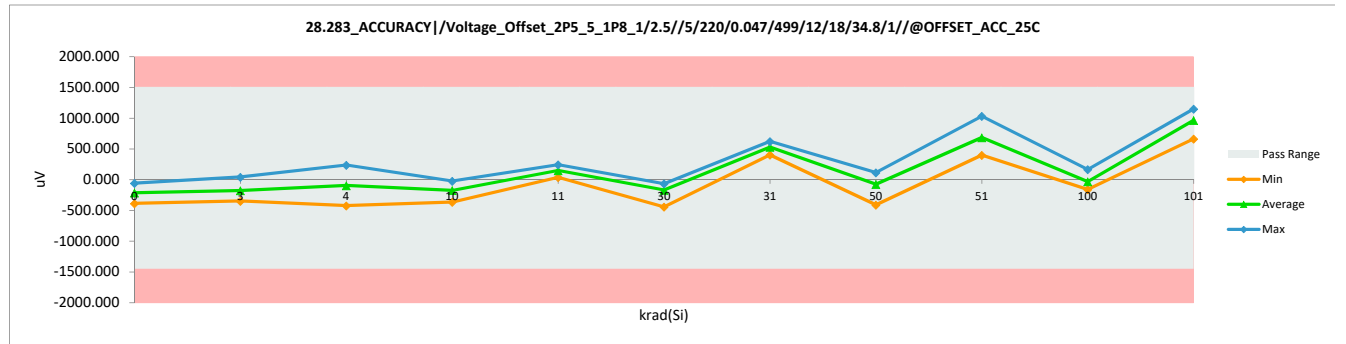
28.283_ACCURACY /Voltage		
Test Site	Dallas	Dallas
Tester	ETS-364	ETS-364
Test Number	EB6938	EB6938
Unit	uV	uV
Max Limit	1500	1500
Min Limit	-1450	-1450

krad(Si)	Serial #	Pre	Post	Delta
0	51	-27.540	-56.866	-29.326
0	52	-287.059	-296.715	-9.656
0	53	-370.982	-385.287	-14.305
0	54	-169.161	-192.884	-23.723
0	55	-98.112	-124.577	-26.465
3	26	-144.961	-153.425	-8.464
3	27	-230.792	-255.349	-24.557
3	28	28.607	43.151	14.544
3	29	-318.888	-345.948	-27.060
3	30	-145.796	-170.711	-24.915
4	1	-86.668	-31.593	55.075
4	2	-458.839	-422.600	36.239
4	3	184.533	238.892	54.359
4	4	-145.081	-118.735	26.346
4	5	-255.349	-139.239	116.110
10	31	-50.309	-22.057	28.252
10	32	-175.956	-146.988	28.968
10	33	-389.937	-363.949	25.988
10	34	-233.772	-230.434	3.338
10	35	-147.703	-107.887	39.816
11	6	-20.388	237.700	258.088
11	7	-204.328	39.694	244.022
11	8	-113.252	155.923	269.175
11	9	-69.621	245.211	314.832
11	10	-173.452	75.695	249.147
30	36	-85.834	-72.363	13.471
30	37	-168.803	-113.967	54.836
30	38	-140.789	-142.100	-1.311
30	39	-112.179	-64.853	47.326
30	40	-488.880	-441.912	46.968
31	15	-90.006	623.581	713.587
31	16	-64.734	537.393	602.127
31	17	-195.029	403.401	598.430
31	18	-143.173	517.246	660.419
31	19	-7.275	576.970	584.245
50	41	-162.604	-27.779	134.825
50	42	-135.663	7.030	142.693
50	43	29.323	116.941	87.618
50	44	-440.600	-409.129	31.471
50	45	-170.830	-55.435	115.395
51	11	-332.358	650.999	983.357
51	12	-385.049	595.328	980.377
51	13	-231.865	752.088	983.953
51	14	-48.163	1033.184	1081.347
51	20	-545.028	400.421	945.449
100	46	-188.950	-72.125	116.825
100	47	-248.793	-147.584	101.209
100	48	39.217	167.725	128.508
100	49	-15.977	60.079	76.056
100	50	-282.887	-158.074	124.813
101	21	-541.094	663.754	1204.848
101	22	-132.325	1079.556	1211.881
101	23	37.190	1150.605	1113.415



28.283_ACCURACY		
Test Site	Dallas	
Tester	ETS-364	
Test Number	EB6938	
Max Limit	1500	uV
Min Limit	-1450	uV

krad(Si)	0	3	4	10	11	30	31	50	51	100	101
LL	-1450.000	-1450.000	-1450.000	-1450.000	-1450.000	-1450.000	-1450.000	-1450.000	-1450.000	-1450.000	-1450.000
Min	-385.287	-345.948	-422.600	-363.949	39.694	-441.912	403.401	-409.129	400.421	-158.074	663.754
Average	-211.266	-176.456	-94.655	-174.263	150.845	-167.039	531.718	-73.674	686.404	-29.996	966.141
Max	-56.866	43.151	238.892	-22.057	245.211	-64.853	623.581	116.941	1033.184	167.725	1150.605
UL	1500.000	1500.000	1500.000	1500.000	1500.000	1500.000	1500.000	1500.000	1500.000	1500.000	1500.000



### HDR Report TPS7H1111-QMLP

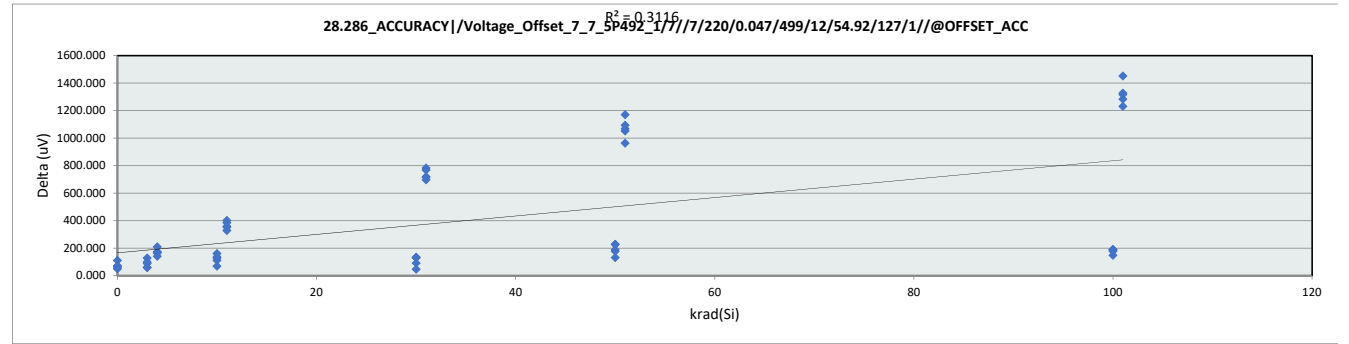
101	24	-309.232	920.889	1230.121
101	25	-314.954	1015.899	1330.853
	Max	184.533	1150.605	1330.853
	Average	-181.494	127.978	309.472
	Min	-545.028	-441.912	-29.326
	Std Dev	153.996	421.588	423.029



# HDR Report TPS7H1111-QMLP

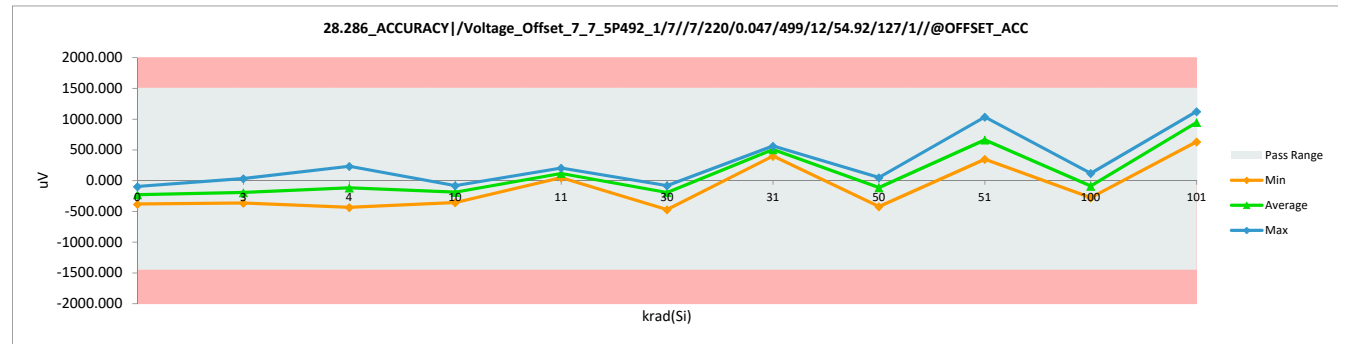
28.286_ACCURACY /Voltage		
Test Site	Dallas	Dallas
Tester	ETS-364	ETS-364
Test Number	EB6938	EB6938
Unit	uV	uV
Max Limit	1500	1500
Min Limit	-1450	-1450

krad(Si)	Serial #	Pre	Post	Delta
0	51	-161.439	-93.728	67.711
0	52	-399.381	-324.517	74.864
0	53	-493.318	-380.784	112.534
0	54	-257.760	-192.910	64.850
0	55	-195.771	-144.273	51.498
3	26	-245.839	-183.373	62.466
3	27	-348.359	-246.793	101.566
3	28	-95.159	35.018	130.177
3	29	-423.699	-363.141	60.558
3	30	-300.675	-210.076	90.599
4	1	-212.937	-46.998	165.939
4	2	-608.712	-433.713	174.999
4	3	23.097	234.336	211.239
4	4	-273.496	-130.444	143.052
4	5	-379.353	-204.831	174.522
10	31	-192.433	-79.900	112.533
10	32	-289.708	-160.008	129.700
10	33	-494.271	-355.988	138.283
10	34	-320.703	-250.131	70.572
10	35	-256.329	-93.251	163.078
11	6	-186.234	168.056	354.290
11	7	-311.166	49.800	360.966
11	8	-222.474	108.451	330.925
11	9	-197.202	206.203	403.405
11	10	-332.623	54.568	387.191
30	36	-164.777	-116.139	48.638
30	37	-265.389	-132.352	133.037
30	38	-253.945	-160.962	92.983
30	39	-213.891	-79.900	133.991
30	40	-606.805	-470.429	136.376
31	15	-224.381	560.493	784.874
31	16	-180.036	541.419	721.455
31	17	-299.722	399.798	699.520
31	18	-300.199	469.893	770.092
31	19	-153.810	563.354	717.164
50	41	-295.907	-66.548	229.359
50	42	-241.071	-11.235	229.836
50	43	-139.504	51.707	191.211
50	44	-555.306	-421.315	133.991
50	45	-291.615	-112.802	178.813
51	11	-447.541	647.754	1095.295
51	12	-491.410	562.877	1054.287
51	13	-349.790	720.710	1070.500
51	14	-135.690	1036.376	1172.066
51	20	-615.388	349.731	965.119
100	46	-288.278	-105.172	183.106
100	47	-380.784	-187.188	193.596
100	48	-60.826	120.849	181.675
100	49	-174.790	15.468	190.258
100	50	-426.560	-276.357	150.203
101	21	-652.581	632.495	1285.076
101	22	-262.528	1066.894	1329.422
101	23	-107.556	1126.021	1233.577



28.286_ACCURACY /		
Test Site	Dallas	
Tester	ETS-364	
Test Number	EB6938	
Max Limit	1500	uV
Min Limit	-1450	uV

krad(Si)	0	3	4	10	11	30	31	50	51	100	101
LL	-1450.000	-1450.000	-1450.000	-1450.000	-1450.000	-1450.000	-1450.000	-1450.000	-1450.000	-1450.000	-1450.000
Min	-380.784	-363.141	-433.713	-355.988	49.800	-470.429	399.798	-421.315	349.731	-276.357	632.495
Average	-227.242	-193.673	-116.330	-187.856	117.416	-191.956	506.991	-112.039	663.490	-86.480	947.780
Max	-93.728	35.018	234.336	-79.900	206.203	-79.900	563.354	51.707	1036.376	120.849	1126.021
UL	1500.000	1500.000	1500.000	1500.000	1500.000	1500.000	1500.000	1500.000	1500.000	1500.000	1500.000



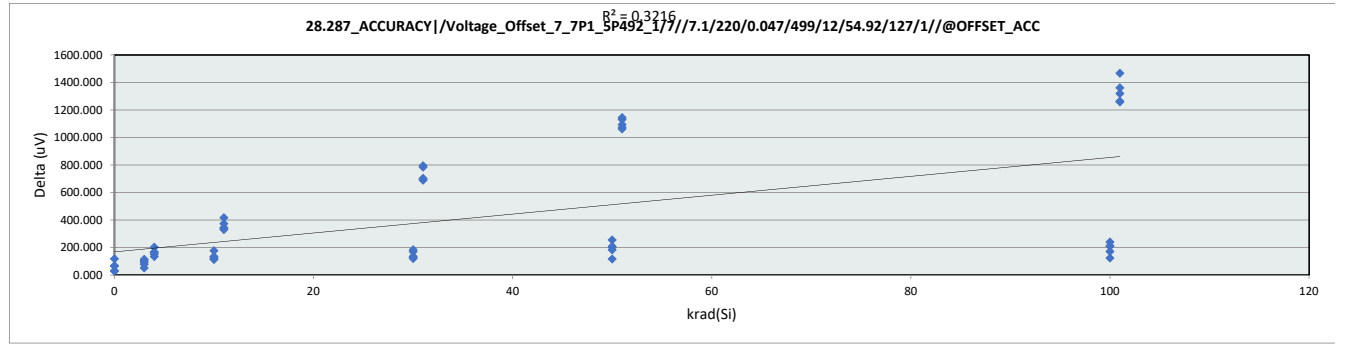
### HDR Report TPS7H1111-QMLP

101	24	-410.825	908.584	1319.409
101	25	-448.972	1004.905	1453.877
	Max	23.097	1126.021	1453.877
	Average	-302.106	101.827	403.933
	Min	-652.581	-470.429	48.638
	Std Dev	147.660	422.936	424.293

# HDR Report TPS7H1111-QMLP

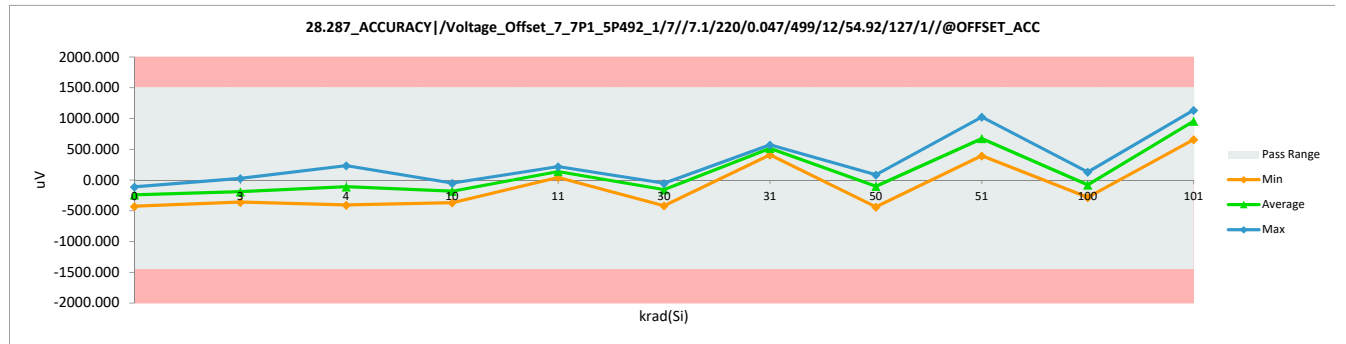
28.287_ACCURACY /Voltage		
Test Site	Dallas	Dallas
Tester	ETS-364	ETS-364
Test Number	EB6938	EB6938
Unit	uV	uV
Max Limit	1500	1500
Min Limit	-1450	-1450

krad(Si)	Serial #	Pre	Post	Delta
0	51	-141.810	-110.815	30.995
0	52	-439.833	-320.147	119.686
0	53	-459.383	-426.958	32.425
0	54	-273.417	-206.183	67.234
0	55	-207.613	-137.995	69.618
3	26	-269.125	-189.017	80.108
3	27	-342.081	-246.237	95.844
3	28	-89.358	26.991	116.349
3	29	-413.130	-359.724	53.406
3	30	-291.060	-185.202	105.858
4	1	-242.899	-38.336	204.563
4	2	-560.473	-406.931	153.542
4	3	65.615	235.369	169.754
4	4	-278.662	-114.630	164.032
4	5	-358.771	-222.395	136.376
10	31	-170.420	-49.780	120.640
10	32	-322.054	-143.240	178.814
10	33	-483.225	-368.307	114.918
10	34	-380.228	-247.191	133.037
10	35	-237.654	-101.755	135.899
11	6	-137.518	205.805	343.323
11	7	-302.981	42.726	345.707
11	8	-209.521	123.312	332.833
11	9	-200.461	218.679	419.140
11	10	-273.894	102.331	376.225
30	36	-190.924	-53.118	137.806
30	37	-293.444	-121.306	172.138
30	38	-231.455	-108.908	122.547
30	39	-213.335	-82.682	130.653
30	40	-604.342	-417.898	186.444
31	15	-224.302	572.016	796.318
31	16	-162.314	532.438	694.752
31	17	-295.351	409.414	704.765
31	18	-279.139	506.689	785.828
31	19	-136.564	555.803	692.367
50	41	-291.537	-34.521	257.016
50	42	-217.627	-14.017	203.610
50	43	-99.371	85.165	184.536
50	44	-555.704	-436.972	118.732
50	45	-318.716	-107.954	210.762
51	11	-472.258	660.230	1132.488
51	12	-506.113	569.155	1075.268
51	13	-371.645	724.127	1095.772
51	14	-120.829	1025.965	1146.794
51	20	-670.622	394.155	1064.777
100	46	-317.763	-76.006	241.757
100	47	-372.599	-199.507	173.092
100	48	-82.205	130.464	212.669
100	49	-180.910	31.759	212.669
100	50	-406.931	-281.046	125.885
101	21	-662.993	658.323	1321.316
101	22	-226.687	1038.839	1265.526
101	23	-124.644	1136.114	1260.758



28.287_ACCURACY		
Test Site	Dallas	
Tester	ETS-364	
Test Number	EB6938	
Max Limit	1500	uV
Min Limit	-1450	uV

krad(Si)	0	3	4	10	11	30	31	50	51	100	101
LL	-1450.000	-1450.000	-1450.000	-1450.000	-1450.000	-1450.000	-1450.000	-1450.000	-1450.000	-1450.000	-1450.000
Min	-426.958	-359.724	-406.931	-368.307	42.726	-417.898	409.414	-436.972	394.155	-281.046	658.323
Average	-240.420	-190.638	-109.385	-182.055	138.571	-156.782	515.272	-101.660	674.726	-78.867	957.586
Max	-110.815	26.991	235.369	-49.780	218.679	-53.118	572.016	85.165	1025.965	130.464	1136.114
UL	1500.000	1500.000	1500.000	1500.000	1500.000	1500.000	1500.000	1500.000	1500.000	1500.000	1500.000



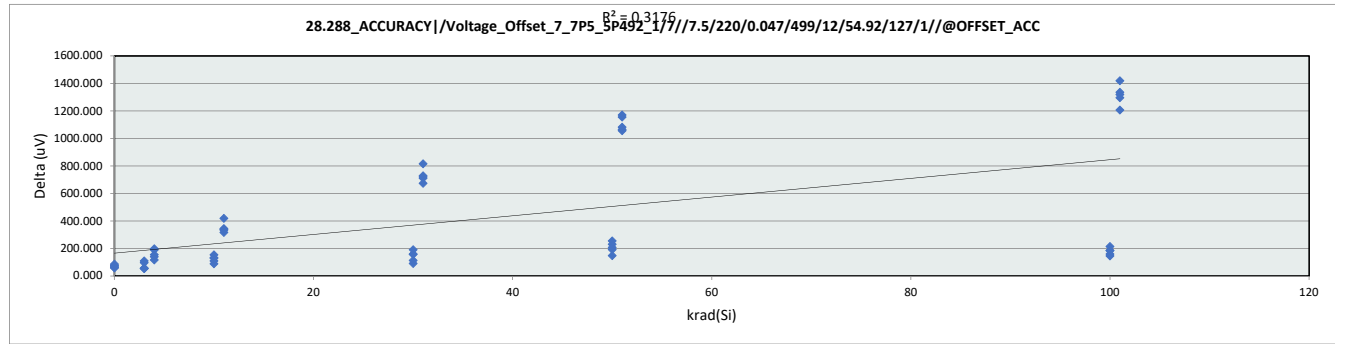
HDR Report  
TPS7H1111-QMLP

101	24	-433.634	929.643	1363.277
101	25	-443.648	1025.011	1468.659
	Max	65.615	1136.114	1468.659
	Average	-300.501	111.486	411.987
	Min	-670.622	-436.972	30.995
	Std Dev	153.205	423.559	428.088

# HDR Report TPS7H1111-QMLP

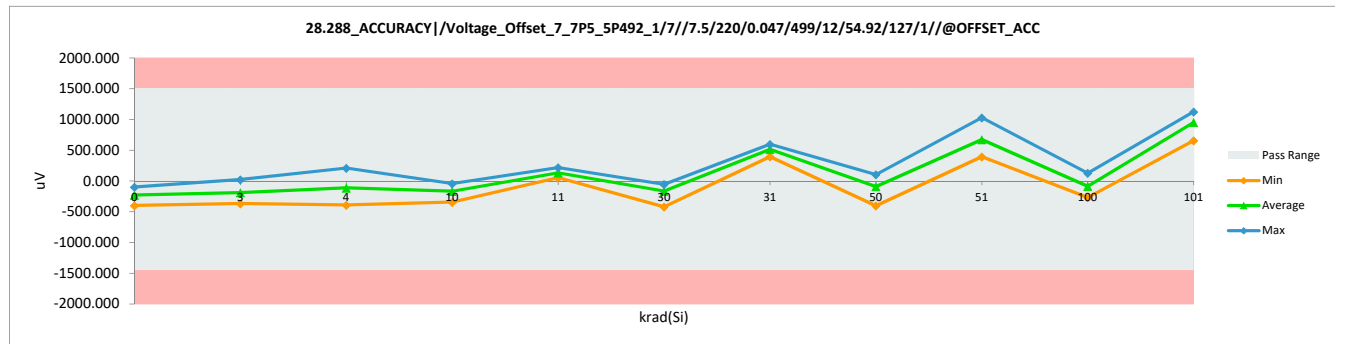
28.288_ACCURACY /Voltage		
Test Site	Dallas	Dallas
Tester	ETS-364	ETS-364
Test Number	EB6938	EB6938
Unit	uV	uV
Max Limit	1500	1500
Min Limit	-1450	-1450

krad(Si)	Serial #	Pre	Post	Delta
0	51	-180.943	-107.987	72.956
0	52	-383.598	-323.517	60.081
0	53	-462.753	-398.380	64.373
0	54	-285.847	-207.646	78.201
0	55	-186.665	-98.450	88.215
3	26	-242.455	-182.850	59.605
3	27	-322.086	-223.381	98.705
3	28	-89.867	22.190	112.057
3	29	-423.653	-367.386	56.267
3	30	-252.945	-195.725	57.220
4	1	-236.733	-44.567	192.166
4	2	-532.372	-390.274	142.098
4	3	52.231	209.587	157.356
4	4	-263.435	-145.180	118.255
4	5	-395.043	-194.771	200.272
10	31	-175.697	-42.183	133.514
10	32	-281.078	-148.518	132.560
10	33	-434.620	-344.021	90.599
10	34	-343.544	-231.964	111.580
10	35	-221.951	-66.502	155.449
11	6	-156.147	190.037	346.184
11	7	-286.800	54.138	340.938
11	8	-196.201	122.326	318.527
11	9	-200.970	219.601	420.571
11	10	-258.190	77.503	335.693
30	36	-165.684	-72.224	93.460
30	37	-277.741	-116.570	161.171
30	38	-265.820	-150.902	114.918
30	39	-213.844	-54.581	159.263
30	40	-612.957	-420.315	192.642
31	15	-219.566	598.209	817.775
31	16	-174.744	548.141	722.885
31	17	-279.648	396.507	676.155
31	18	-263.912	466.125	730.037
31	19	-148.041	564.831	712.872
50	41	-297.291	-40.276	257.015
50	42	-239.594	-6.897	232.697
50	43	-104.172	105.160	209.332
50	44	-552.399	-402.195	150.204
50	45	-301.106	-107.033	194.073
51	11	-510.914	661.152	1172.066
51	12	-517.113	550.049	1067.162
51	13	-351.650	732.201	1083.851
51	14	-128.491	1028.793	1157.284
51	20	-663.979	394.123	1058.102
100	46	-296.337	-109.417	186.920
100	47	-355.942	-193.817	162.125
100	48	-88.436	127.571	216.007
100	49	-170.452	17.422	187.874
100	50	-414.116	-266.773	147.343
101	21	-664.456	656.860	1321.316
101	22	-219.090	1078.861	1297.951
101	23	-83.191	1125.591	1208.782



28.288_ACCURACY		
Test Site	Dallas	
Tester	ETS-364	
Test Number	EB6938	
Max Limit	1500	uV
Min Limit	-1450	uV

krad(Si)	0	3	4	10	11	30	31	50	51	100	101
LL	-1450.000	-1450.000	-1450.000	-1450.000	-1450.000	-1450.000	-1450.000	-1450.000	-1450.000	-1450.000	-1450.000
Min	-398.380	-367.386	-390.274	-344.021	54.138	-420.315	396.507	-402.195	394.123	-266.773	656.860
Average	-227.196	-189.430	-113.041	-166.638	132.721	-162.918	514.763	-90.248	673.264	-85.003	952.785
Max	-98.450	22.190	209.587	-42.183	219.601	-54.581	598.209	105.160	1028.793	127.571	1125.591
UL	1500.000	1500.000	1500.000	1500.000	1500.000	1500.000	1500.000	1500.000	1500.000	1500.000	1500.000



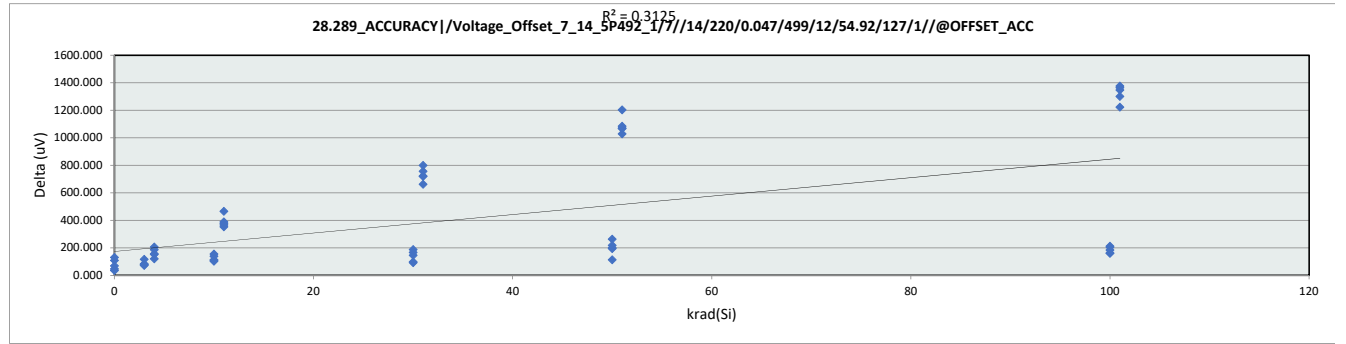
HDR Report  
TPS7H1111-QMLP

101	24	-431.759	906.246	1338.005
101	25	-425.560	996.368	1421.928
	Max	52.231	1125.591	1421.928
	Average	-294.534	112.642	407.176
	Min	-664.456	-420.315	56.267
	Std Dev	151.120	419.771	426.511

# HDR Report TPS7H1111-QMLP

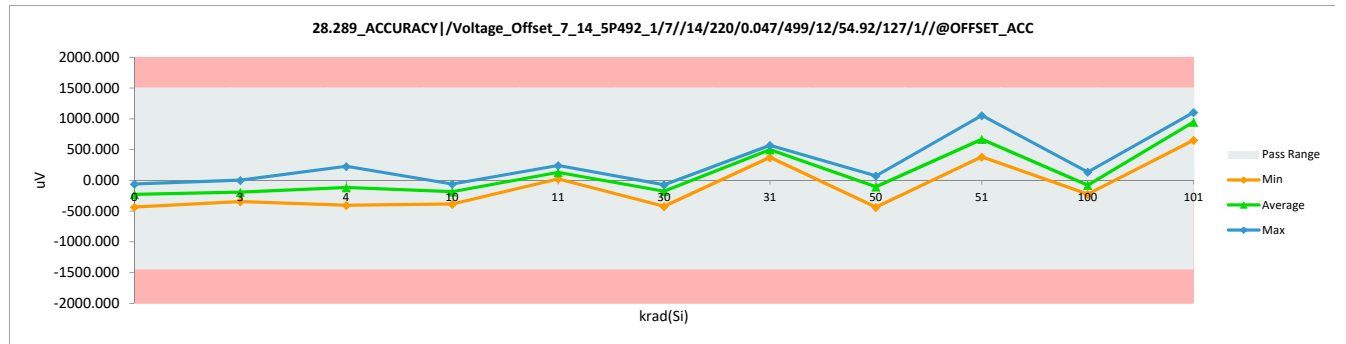
28.289_ACCURACY /Voltage		
Test Site	Dallas	Dallas
Tester	ETS-364	ETS-364
Test Number	EB6938	EB6938
Unit	uV	uV
Max Limit	1500	1500
Min Limit	-1450	-1450

krad(Si)	Serial #	Pre	Post	Delta
0	51	-170.647	-59.544	111.103
0	52	-428.616	-296.532	132.084
0	53	-482.498	-433.861	48.637
0	54	-280.320	-208.794	71.526
0	55	-172.554	-135.838	36.716
3	26	-257.431	-172.077	85.354
3	27	-346.600	-228.344	118.256
3	28	-76.710	1.491	78.201
3	29	-427.662	-345.169	82.493
3	30	-296.055	-221.192	74.863
4	1	-246.941	-58.113	188.828
4	2	-559.269	-404.774	154.495
4	3	69.202	227.989	158.787
4	4	-277.458	-155.865	121.593
4	5	-404.297	-195.919	208.378
10	31	-163.971	-59.544	104.427
10	32	-263.153	-150.620	112.533
10	33	-499.665	-385.701	113.964
10	34	-367.104	-226.437	140.667
10	35	-258.862	-101.506	157.356
11	6	-166.832	213.684	380.516
11	7	-367.104	23.426	390.530
11	8	-239.312	129.284	368.596
11	9	-224.530	242.771	467.301
11	10	-317.036	37.731	354.767
30	36	-186.859	-92.446	94.413
30	37	-292.240	-144.421	147.819
30	38	-249.325	-149.666	99.659
30	39	-241.219	-72.419	168.800
30	40	-611.245	-421.940	189.305
31	15	-235.497	565.590	801.087
31	16	-200.211	523.151	723.362
31	17	-289.856	373.901	663.757
31	18	-297.962	460.685	758.647
31	19	-151.097	570.835	721.932
50	41	-301.300	-36.179	265.121
50	42	-235.020	-14.721	220.299
50	43	-128.208	73.494	201.702
50	44	-551.640	-436.245	115.395
50	45	-307.976	-111.519	196.457
51	11	-449.120	623.287	1072.407
51	12	-509.201	577.511	1086.712
51	13	-369.011	700.535	1069.546
51	14	-150.143	1055.301	1205.444
51	20	-648.915	381.530	1030.445
100	46	-316.082	-130.116	185.966
100	47	-362.812	-155.388	207.424
100	48	-77.187	136.436	213.623
100	49	-184.952	-21.874	163.078
100	50	-388.562	-224.530	164.032
101	21	-648.438	654.758	1303.196
101	22	-281.750	1084.865	1366.615
101	23	-119.625	1105.846	1225.471



28.289_ACCURACY		
Test Site	Dallas	
Tester	ETS-364	
Test Number	EB6938	
Max Limit	1500	uV
Min Limit	-1450	uV

krad(Si)	0	3	4	10	11	30	31	50	51	100	101
LL	-1450.000	-1450.000	-1450.000	-1450.000	-1450.000	-1450.000	-1450.000	-1450.000	-1450.000	-1450.000	-1450.000
Min	-433.861	-345.169	-404.774	-385.701	23.426	-421.940	373.901	-436.245	381.530	-224.530	654.758
Average	-226.914	-193.058	-117.336	-184.762	129.379	-176.178	498.832	-105.034	667.633	-79.094	949.157
Max	-59.544	1.491	227.989	-59.544	242.771	-72.419	570.835	73.494	1055.301	136.436	1105.846
UL	1500.000	1500.000	1500.000	1500.000	1500.000	1500.000	1500.000	1500.000	1500.000	1500.000	1500.000



### HDR Report TPS7H1111-QMLP

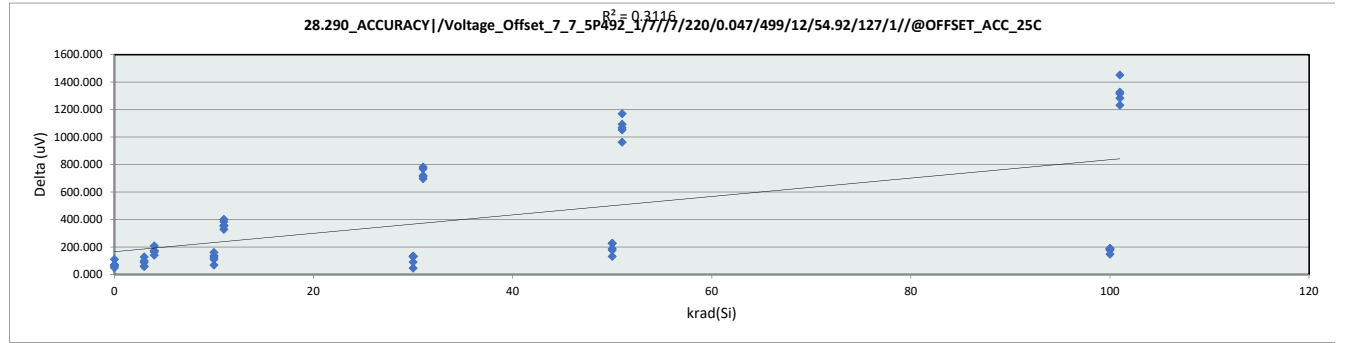
101	24	-427.185	921.787	1348.972
101	25	-400.482	978.531	1379.013
	Max	69.202	1105.846	1379.013
	Average	-306.155	105.693	411.849
	Min	-648.915	-436.245	36.716
	Std Dev	148.234	420.613	424.379



# HDR Report TPS7H1111-QMLP

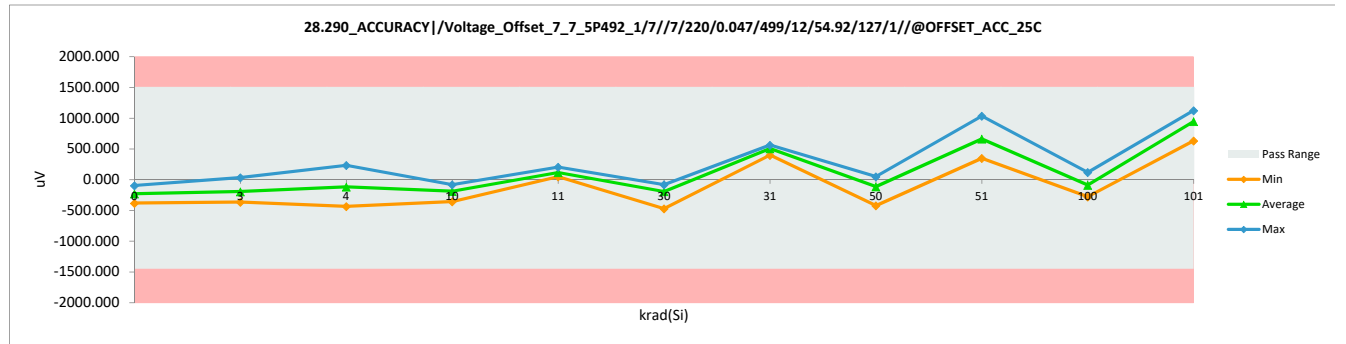
28.290_ACCURACY /Voltage		
Test Site	Dallas	Dallas
Tester	ETS-364	ETS-364
Test Number	EB6938	EB6938
Unit	uV	uV
Max Limit	1500	1500
Min Limit	-1450	-1450

krad(Si)	Serial #	Pre	Post	Delta
0	51	-161.439	-93.728	67.711
0	52	-399.381	-324.517	74.864
0	53	-493.318	-380.784	112.534
0	54	-257.760	-192.910	64.850
0	55	-195.771	-144.273	51.498
3	26	-245.839	-183.373	62.466
3	27	-348.359	-246.793	101.566
3	28	-95.159	35.018	130.177
3	29	-423.699	-363.141	60.558
3	30	-300.675	-210.076	90.599
4	1	-212.937	-46.998	165.939
4	2	-608.712	-433.713	174.999
4	3	23.097	234.336	211.239
4	4	-273.496	-130.444	143.052
4	5	-379.353	-204.831	174.522
10	31	-192.433	-79.900	112.533
10	32	-289.708	-160.008	129.700
10	33	-494.271	-355.988	138.283
10	34	-320.703	-250.131	70.572
10	35	-256.329	-93.251	163.078
11	6	-186.234	168.056	354.290
11	7	-311.166	49.800	360.966
11	8	-222.474	108.451	330.925
11	9	-197.202	206.203	403.405
11	10	-332.623	54.568	387.191
30	36	-164.777	-116.139	48.638
30	37	-265.389	-132.352	133.037
30	38	-253.945	-160.962	92.983
30	39	-213.891	-79.900	133.991
30	40	-606.805	-470.429	136.376
31	15	-224.381	560.493	784.874
31	16	-180.036	541.419	721.455
31	17	-299.722	399.798	699.520
31	18	-300.199	469.893	770.092
31	19	-153.810	563.354	717.164
50	41	-295.907	-66.548	229.359
50	42	-241.071	-11.235	229.836
50	43	-139.504	51.707	191.211
50	44	-555.306	-421.315	133.991
50	45	-291.615	-112.802	178.813
51	11	-447.541	647.754	1095.295
51	12	-491.410	562.877	1054.287
51	13	-349.790	720.710	1070.500
51	14	-135.690	1036.376	1172.066
51	20	-615.388	349.731	965.119
100	46	-288.278	-105.172	183.106
100	47	-380.784	-187.188	193.596
100	48	-60.826	120.849	181.675
100	49	-174.790	15.468	190.258
100	50	-426.560	-276.357	150.203
101	21	-652.581	632.495	1285.076
101	22	-262.528	1066.894	1329.422
101	23	-107.556	1126.021	1233.577



28.290_ACCURACY		
Test Site	Dallas	
Tester	ETS-364	
Test Number	EB6938	
Max Limit	1500	uV
Min Limit	-1450	uV

krad(Si)	0	3	4	10	11	30	31	50	51	100	101
LL	-1450.000	-1450.000	-1450.000	-1450.000	-1450.000	-1450.000	-1450.000	-1450.000	-1450.000	-1450.000	-1450.000
Min	-380.784	-363.141	-433.713	-355.988	49.800	-470.429	399.798	-421.315	349.731	-276.357	632.495
Average	-227.242	-193.673	-116.330	-187.856	117.416	-191.956	506.991	-112.039	663.490	-86.480	947.780
Max	-93.728	35.018	234.336	-79.900	206.203	-79.900	563.354	51.707	1036.376	120.849	1126.021
UL	1500.000	1500.000	1500.000	1500.000	1500.000	1500.000	1500.000	1500.000	1500.000	1500.000	1500.000



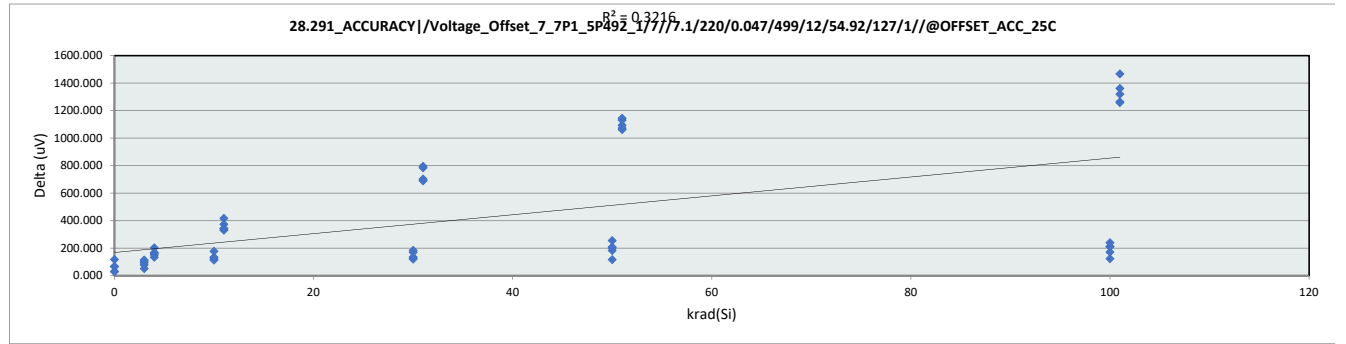
### HDR Report TPS7H1111-QMLP

101	24	-410.825	908.584	1319.409
101	25	-448.972	1004.905	1453.877
	Max	23.097	1126.021	1453.877
	Average	-302.106	101.827	403.933
	Min	-652.581	-470.429	48.638
	Std Dev	147.660	422.936	424.293

# HDR Report TPS7H1111-QMLP

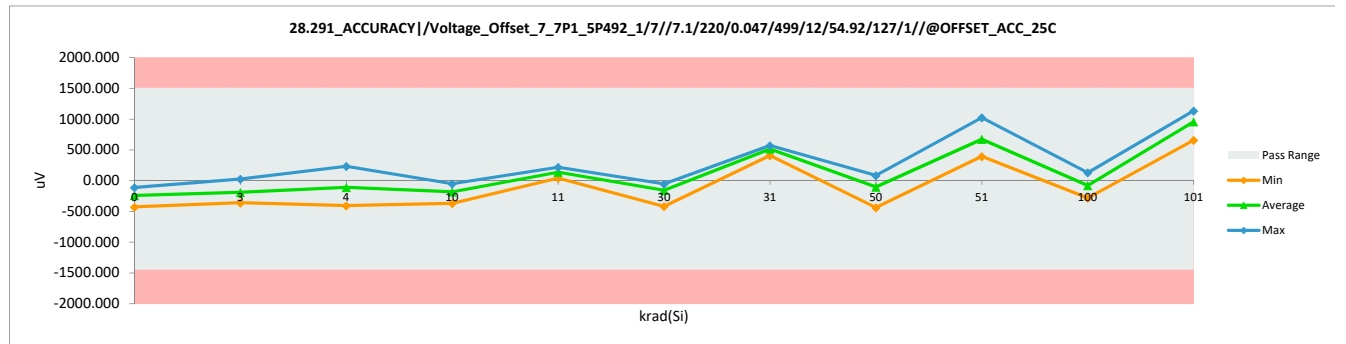
28.291_ACCURACY /Voltage		
Test Site	Dallas	Dallas
Tester	ETS-364	ETS-364
Test Number	EB6938	EB6938
Unit	uV	uV
Max Limit	1500	1500
Min Limit	-1450	-1450

krad(Si)	Serial #	Pre	Post	Delta
0	51	-141.810	-110.815	30.995
0	52	-439.833	-320.147	119.686
0	53	-459.383	-426.958	32.425
0	54	-273.417	-206.183	67.234
0	55	-207.613	-137.995	69.618
3	26	-269.125	-189.017	80.108
3	27	-342.081	-246.237	95.844
3	28	-89.358	26.991	116.349
3	29	-413.130	-359.724	53.406
3	30	-291.060	-185.202	105.858
4	1	-242.899	-38.336	204.563
4	2	-560.473	-406.931	153.542
4	3	65.615	235.369	169.754
4	4	-278.662	-114.630	164.032
4	5	-358.771	-222.395	136.376
10	31	-170.420	-49.780	120.640
10	32	-322.054	-143.240	178.814
10	33	-483.225	-368.307	114.918
10	34	-380.228	-247.191	133.037
10	35	-237.654	-101.755	135.899
11	6	-137.518	205.805	343.323
11	7	-302.981	42.726	345.707
11	8	-209.521	123.312	332.833
11	9	-200.461	218.679	419.140
11	10	-273.894	102.331	376.225
30	36	-190.924	-53.118	137.806
30	37	-293.444	-121.306	172.138
30	38	-231.455	-108.908	122.547
30	39	-213.335	-82.682	130.653
30	40	-604.342	-417.898	186.444
31	15	-224.302	572.016	796.318
31	16	-162.314	532.438	694.752
31	17	-295.351	409.414	704.765
31	18	-279.139	506.689	785.828
31	19	-136.564	555.803	692.367
50	41	-291.537	-34.521	257.016
50	42	-217.627	-14.017	203.610
50	43	-99.371	85.165	184.536
50	44	-555.704	-436.972	118.732
50	45	-318.716	-107.954	210.762
51	11	-472.258	660.230	1132.488
51	12	-506.113	569.155	1075.268
51	13	-371.645	724.127	1095.772
51	14	-120.829	1025.965	1146.794
51	20	-670.622	394.155	1064.777
100	46	-317.763	-76.006	241.757
100	47	-372.599	-199.507	173.092
100	48	-82.205	130.464	212.669
100	49	-180.910	31.759	212.669
100	50	-406.931	-281.046	125.885
101	21	-662.993	658.323	1321.316
101	22	-226.687	1038.839	1265.526
101	23	-124.644	1136.114	1260.758



28.291_ACCURACY		
Test Site	Dallas	
Tester	ETS-364	
Test Number	EB6938	
Max Limit	1500	uV
Min Limit	-1450	uV

krad(Si)	0	3	4	10	11	30	31	50	51	100	101
LL	-1450.000	-1450.000	-1450.000	-1450.000	-1450.000	-1450.000	-1450.000	-1450.000	-1450.000	-1450.000	-1450.000
Min	-426.958	-359.724	-406.931	-368.307	42.726	-417.898	409.414	-436.972	394.155	-281.046	658.323
Average	-240.420	-190.638	-109.385	-182.055	138.571	-156.782	515.272	-101.660	674.726	-78.867	957.586
Max	-110.815	26.991	235.369	-49.780	218.679	-53.118	572.016	85.165	1025.965	130.464	1136.114
UL	1500.000	1500.000	1500.000	1500.000	1500.000	1500.000	1500.000	1500.000	1500.000	1500.000	1500.000



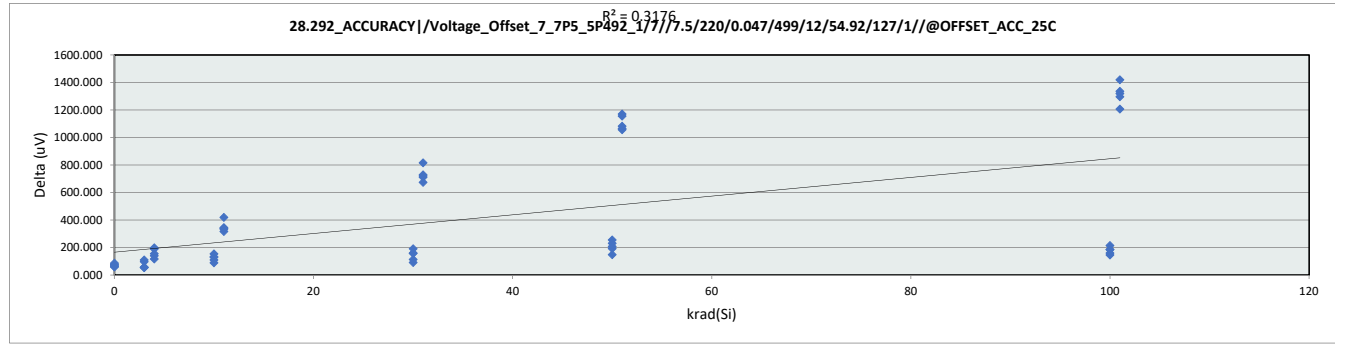
### HDR Report TPS7H1111-QMLP

101	24	-433.634	929.643	1363.277
101	25	-443.648	1025.011	1468.659
	Max	65.615	1136.114	1468.659
	Average	-300.501	111.486	411.987
	Min	-670.622	-436.972	30.995
	Std Dev	153.205	423.559	428.088

# HDR Report TPS7H1111-QMLP

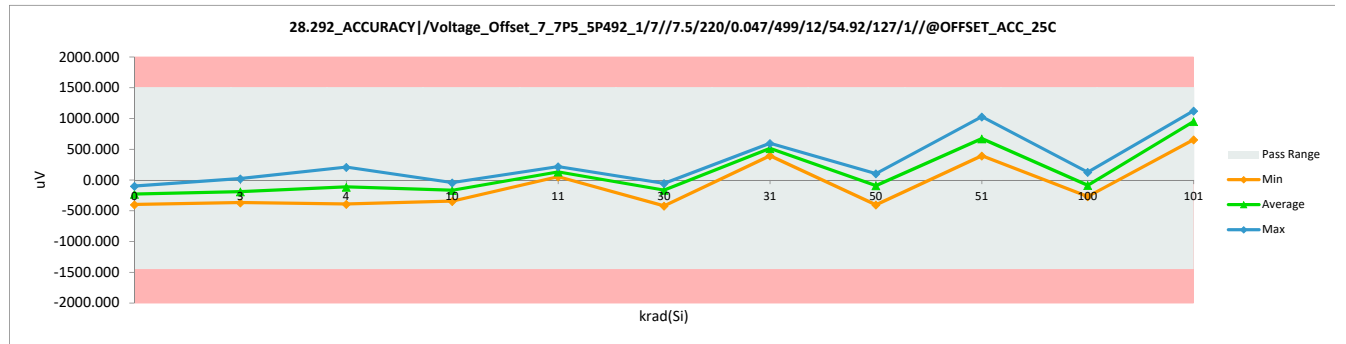
28.292_ACCURACY /Voltage		
Test Site	Dallas	Dallas
Tester	ETS-364	ETS-364
Test Number	EB6938	EB6938
Unit	uV	uV
Max Limit	1500	1500
Min Limit	-1450	-1450

krad(Si)	Serial #	Pre	Post	Delta
0	51	-180.943	-107.987	72.956
0	52	-383.598	-323.517	60.081
0	53	-462.753	-398.380	64.373
0	54	-285.847	-207.646	78.201
0	55	-186.665	-98.450	88.215
3	26	-242.455	-182.850	59.605
3	27	-322.086	-223.381	98.705
3	28	-89.867	22.190	112.057
3	29	-423.653	-367.386	56.267
3	30	-252.945	-195.725	57.220
4	1	-236.733	-44.567	192.166
4	2	-532.372	-390.274	142.098
4	3	52.231	209.587	157.356
4	4	-263.435	-145.180	118.255
4	5	-395.043	-194.771	200.272
10	31	-175.697	-42.183	133.514
10	32	-281.078	-148.518	132.560
10	33	-434.620	-344.021	90.599
10	34	-343.544	-231.964	111.580
10	35	-221.951	-66.502	155.449
11	6	-156.147	190.037	346.184
11	7	-286.800	54.138	340.938
11	8	-196.201	122.326	318.527
11	9	-200.970	219.601	420.571
11	10	-258.190	77.503	335.693
30	36	-165.684	-72.224	93.460
30	37	-277.741	-116.570	161.171
30	38	-265.820	-150.902	114.918
30	39	-213.844	-54.581	159.263
30	40	-612.957	-420.315	192.642
31	15	-219.566	598.209	817.775
31	16	-174.744	548.141	722.885
31	17	-279.648	396.507	676.155
31	18	-263.912	466.125	730.037
31	19	-148.041	564.831	712.872
50	41	-297.291	-40.276	257.015
50	42	-239.594	-6.897	232.697
50	43	-104.172	105.160	209.332
50	44	-552.399	-402.195	150.204
50	45	-301.106	-107.033	194.073
51	11	-510.914	661.152	1172.066
51	12	-517.113	550.049	1067.162
51	13	-351.650	732.201	1083.851
51	14	-128.491	1028.793	1157.284
51	20	-663.979	394.123	1058.102
100	46	-296.337	-109.417	186.920
100	47	-355.942	-193.817	162.125
100	48	-88.436	127.571	216.007
100	49	-170.452	17.422	187.874
100	50	-414.116	-266.773	147.343
101	21	-664.456	656.860	1321.316
101	22	-219.090	1078.861	1297.951
101	23	-83.191	1125.591	1208.782



28.292_ACCURACY		
Test Site	Dallas	
Tester	ETS-364	
Test Number	EB6938	
Max Limit	1500	uV
Min Limit	-1450	uV

krad(Si)	0	3	4	10	11	30	31	50	51	100	101
LL	-1450.000	-1450.000	-1450.000	-1450.000	-1450.000	-1450.000	-1450.000	-1450.000	-1450.000	-1450.000	-1450.000
Min	-398.380	-367.386	-390.274	-344.021	54.138	-420.315	396.507	-402.195	394.123	-266.773	656.860
Average	-227.196	-189.430	-113.041	-166.638	132.721	-162.918	514.763	-90.248	673.264	-85.003	952.785
Max	-98.450	22.190	209.587	-42.183	219.601	-54.581	598.209	105.160	1028.793	127.571	1125.591
UL	1500.000	1500.000	1500.000	1500.000	1500.000	1500.000	1500.000	1500.000	1500.000	1500.000	1500.000



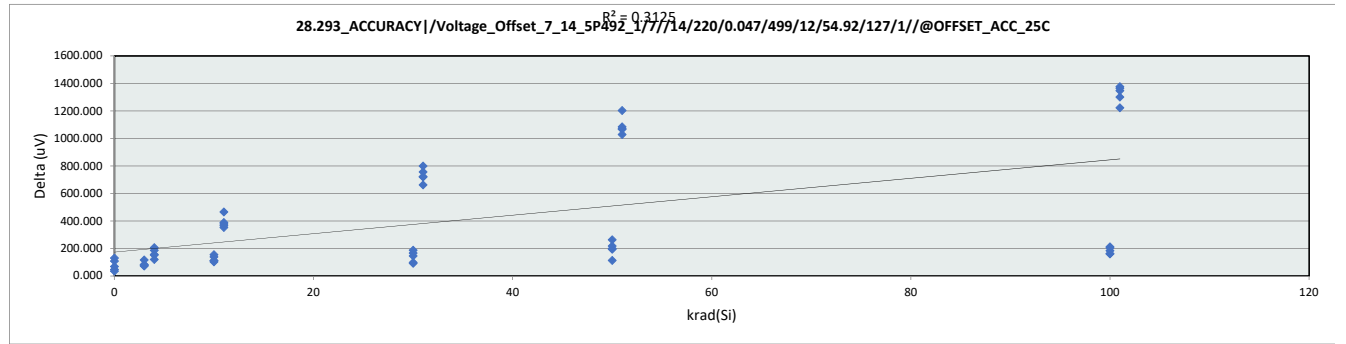
### HDR Report TPS7H1111-QMLP

101	24	-431.759	906.246	1338.005
101	25	-425.560	996.368	1421.928
	Max	52.231	1125.591	1421.928
	Average	-294.534	112.642	407.176
	Min	-664.456	-420.315	56.267
	Std Dev	151.120	419.771	426.511

# HDR Report TPS7H1111-QMLP

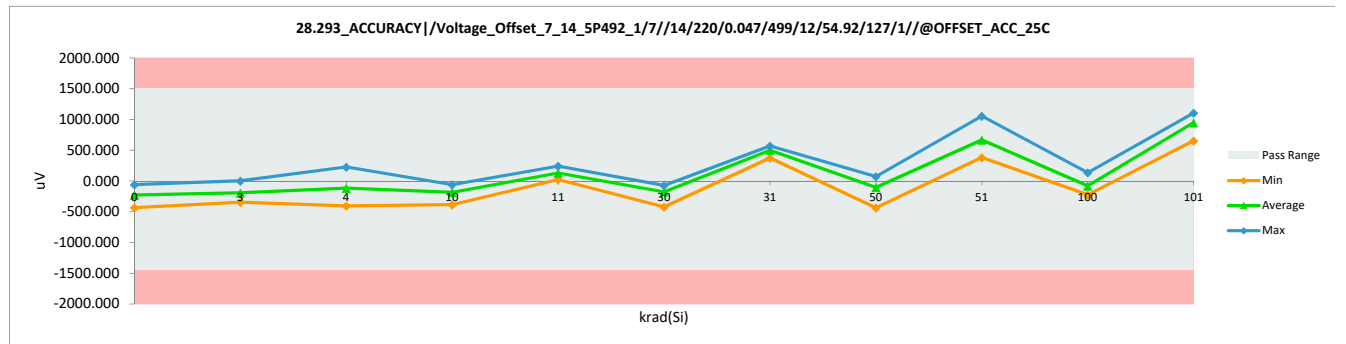
28.293_ACCURACY /Voltage		
Test Site	Dallas	Dallas
Tester	ETS-364	ETS-364
Test Number	EB6938	EB6938
Unit	uV	uV
Max Limit	1500	1500
Min Limit	-1450	-1450

krad(Si)	Serial #	Pre	Post	Delta
0	51	-170.647	-59.544	111.103
0	52	-428.616	-296.532	132.084
0	53	-482.498	-433.861	48.637
0	54	-280.320	-208.794	71.526
0	55	-172.554	-135.838	36.716
3	26	-257.431	-172.077	85.354
3	27	-346.600	-228.344	118.256
3	28	-76.710	1.491	78.201
3	29	-427.662	-345.169	82.493
3	30	-296.055	-221.192	74.863
4	1	-246.941	-58.113	188.828
4	2	-559.269	-404.774	154.495
4	3	69.202	227.989	158.787
4	4	-277.458	-155.865	121.593
4	5	-404.297	-195.919	208.378
10	31	-163.971	-59.544	104.427
10	32	-263.153	-150.620	112.533
10	33	-499.665	-385.701	113.964
10	34	-367.104	-226.437	140.667
10	35	-258.862	-101.506	157.356
11	6	-166.832	213.684	380.516
11	7	-367.104	23.426	390.530
11	8	-239.312	129.284	368.596
11	9	-224.530	242.771	467.301
11	10	-317.036	37.731	354.767
30	36	-186.859	-92.446	94.413
30	37	-292.240	-144.421	147.819
30	38	-249.325	-149.666	99.659
30	39	-241.219	-72.419	168.800
30	40	-611.245	-421.940	189.305
31	15	-235.497	565.590	801.087
31	16	-200.211	523.151	723.362
31	17	-289.856	373.901	663.757
31	18	-297.962	460.685	758.647
31	19	-151.097	570.835	721.932
50	41	-301.300	-36.179	265.121
50	42	-235.020	-14.721	220.299
50	43	-128.208	73.494	201.702
50	44	-551.640	-436.245	115.395
50	45	-307.976	-111.519	196.457
51	11	-449.120	623.287	1072.407
51	12	-509.201	577.511	1086.712
51	13	-369.011	700.535	1069.546
51	14	-150.143	1055.301	1205.444
51	20	-648.915	381.530	1030.445
100	46	-316.082	-130.116	185.966
100	47	-362.812	-155.388	207.424
100	48	-77.187	136.436	213.623
100	49	-184.952	-21.874	163.078
100	50	-388.562	-224.530	164.032
101	21	-648.438	654.758	1303.196
101	22	-281.750	1084.865	1366.615
101	23	-119.625	1105.846	1225.471



28.293_ACCURACY		
Test Site	Dallas	
Tester	ETS-364	
Test Number	EB6938	
Max Limit	1500	uV
Min Limit	-1450	uV

krad(Si)	0	3	4	10	11	30	31	50	51	100	101
LL	-1450.000	-1450.000	-1450.000	-1450.000	-1450.000	-1450.000	-1450.000	-1450.000	-1450.000	-1450.000	-1450.000
Min	-433.861	-345.169	-404.774	-385.701	23.426	-421.940	373.901	-436.245	381.530	-224.530	654.758
Average	-226.914	-193.058	-117.336	-184.762	129.379	-176.178	498.832	-105.034	667.633	-79.094	949.157
Max	-59.544	1.491	227.989	-59.544	242.771	-72.419	570.835	73.494	1055.301	136.436	1105.846
UL	1500.000	1500.000	1500.000	1500.000	1500.000	1500.000	1500.000	1500.000	1500.000	1500.000	1500.000



### HDR Report TPS7H1111-QMLP

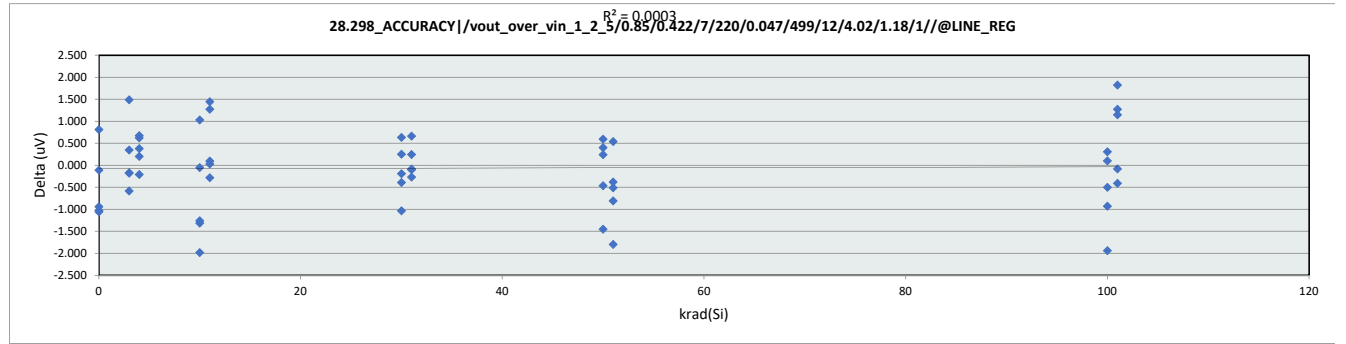
101	24	-427.185	921.787	1348.972
101	25	-400.482	978.531	1379.013
	Max	69.202	1105.846	1379.013
	Average	-306.155	105.693	411.849
	Min	-648.915	-436.245	36.716
	Std Dev	148.234	420.613	424.379



# HDR Report TPS7H1111-QMLP

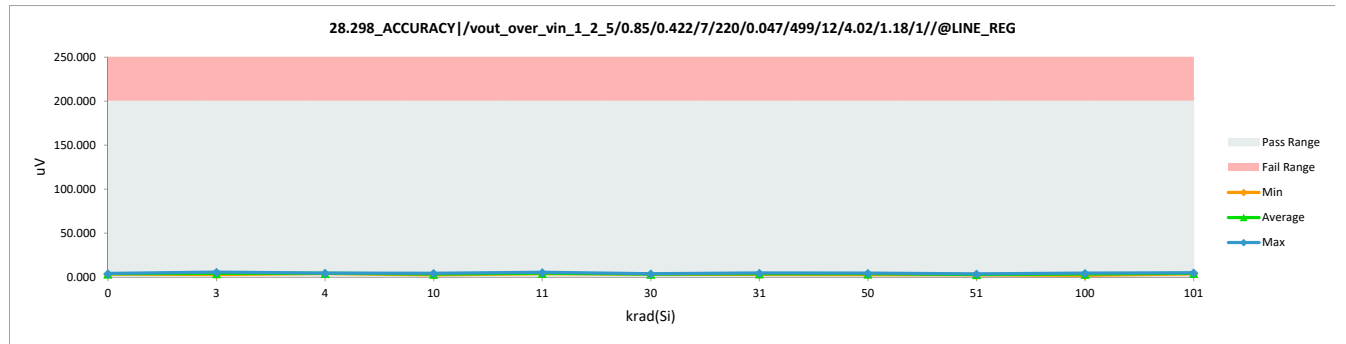
		28.298_ACCURACY /vout	
Test Site		Dallas	Dallas
Tester		ETS-364	ETS-364
Test Number		EB6938	EB6938
Unit		uV	uV
Max Limit		200	200
Min Limit		0	0

krad(Si)	Serial #	Pre	Post	Delta
0	51	4.752	3.820	-0.932
0	52	3.417	4.237	0.820
0	53	4.587	3.563	-1.024
0	54	3.572	3.466	-0.106
0	55	5.092	4.043	-1.049
3	26	4.567	4.397	-0.170
3	27	3.509	3.864	0.355
3	28	4.145	3.980	-0.165
3	29	4.383	5.878	1.495
3	30	3.616	3.038	-0.578
4	1	3.854	4.242	0.388
4	2	3.893	4.572	0.679
4	3	4.490	4.286	-0.204
4	4	3.490	4.121	0.631
4	5	4.485	4.694	0.209
10	31	3.868	3.820	-0.048
10	32	4.543	2.568	-1.975
10	33	5.257	4.004	-1.253
10	34	4.461	3.155	-1.306
10	35	3.466	4.504	1.038
11	6	4.223	4.262	0.039
11	7	3.849	5.300	1.451
11	8	4.213	3.936	-0.277
11	9	3.931	4.033	0.102
11	10	4.179	5.460	1.281
30	36	3.679	3.296	-0.383
30	37	3.441	3.699	0.258
30	38	3.291	3.931	0.640
30	39	4.048	3.864	-0.184
30	40	4.291	3.262	-1.029
31	15	4.082	4.752	0.670
31	16	3.407	3.145	-0.262
31	17	4.164	4.072	-0.092
31	18	3.592	3.844	0.252
31	19	4.058	3.980	-0.078
50	41	4.189	4.596	0.407
50	42	3.898	3.441	-0.457
50	43	3.669	4.271	0.602
50	44	3.611	3.859	0.248
50	45	4.669	3.223	-1.446
51	11	4.004	3.203	-0.801
51	12	3.800	3.427	-0.373
51	13	3.257	3.805	0.548
51	14	4.077	2.286	-1.791
51	20	3.203	2.699	-0.504
100	46	4.043	2.111	-1.932
100	47	4.499	4.004	-0.495
100	48	4.320	4.635	0.315
100	49	4.504	3.582	-0.922
100	50	3.655	3.762	0.107
101	21	3.237	5.067	1.830
101	22	4.470	4.393	-0.077
101	23	4.194	3.791	-0.403



		28.298_ACCURACY /vout	
Test Site		Dallas	Dallas
Tester		ETS-364	ETS-364
Test Number		EB6938	EB6938
Max Limit		200	uV
Min Limit		0	uV

krad(Si)	0	3	4	10	11	30	31	50	51	100	101
LL	0.000	0.000	0.000	0.000	0.000	0.000	0.000	0.000	0.000	0.000	0.000
Min	3.466	3.038	4.121	2.568	3.936	3.262	3.145	3.223	2.286	2.111	3.791
Average	3.826	4.231	4.383	3.610	4.598	3.610	3.959	3.878	3.084	3.619	4.533
Max	4.237	5.878	4.694	4.504	5.460	3.931	4.752	4.596	3.805	4.635	5.067
UL	200.000	200.000	200.000	200.000	200.000	200.000	200.000	200.000	200.000	200.000	200.000



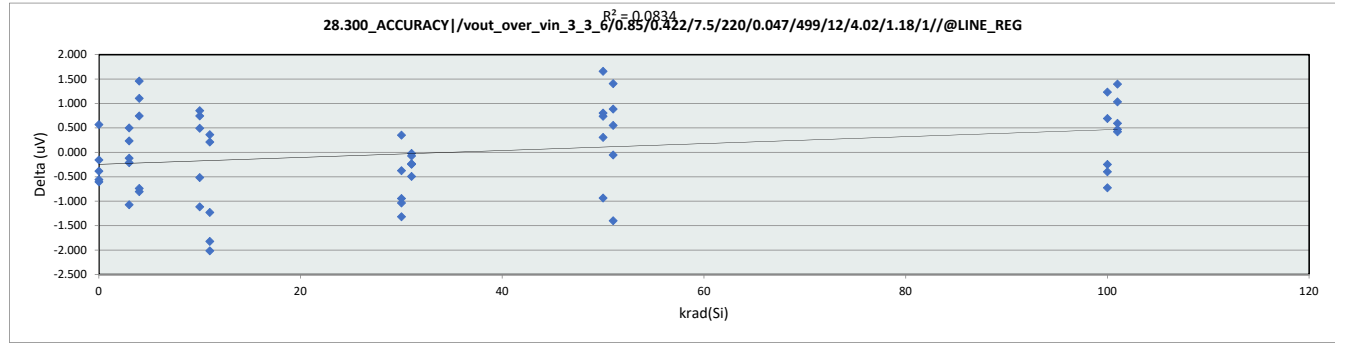
### HDR Report TPS7H1111-QMLP

101	24	3.325	4.606	1.281
101	25	3.655	4.810	1.155
	Max	5.257	5.878	1.830
	Average	4.003	3.939	-0.064
	Min	3.203	2.111	-1.975
	Std Dev	0.481	0.732	0.867

# HDR Report TPS7H1111-QMLP

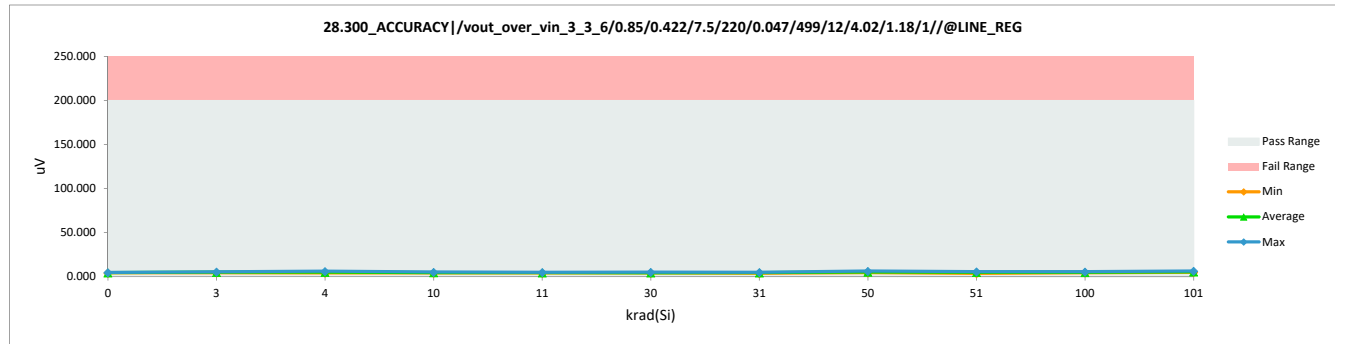
		28.300_ACCURACY /vout	
Test Site		Dallas	Dallas
Tester		ETS-364	ETS-364
Test Number		EB6938	EB6938
Unit		uV	uV
Max Limit		200	200
Min Limit		0	0

krad(Si)	Serial #	Pre	Post	Delta
0	51	5.290	4.693	-0.597
0	52	5.106	4.727	-0.379
0	53	4.887	4.334	-0.553
0	54	3.630	4.203	0.573
0	55	4.387	4.237	-0.150
3	26	4.640	4.882	0.242
3	27	5.630	5.426	-0.204
3	28	5.072	4.960	-0.112
3	29	5.377	4.310	-1.067
3	30	4.712	5.217	0.505
4	1	3.858	4.610	0.752
4	2	4.974	4.178	-0.796
4	3	4.178	5.644	1.466
4	4	5.581	4.848	-0.733
4	5	4.974	6.086	1.112
10	31	5.504	4.397	-1.107
10	32	3.261	4.013	0.752
10	33	4.475	4.974	0.499
10	34	4.742	4.232	-0.510
10	35	4.237	5.096	0.859
11	6	4.387	4.606	0.219
11	7	6.052	4.237	-1.815
11	8	4.513	4.882	0.369
11	9	5.309	4.086	-1.223
11	10	6.227	4.217	-2.010
30	36	4.819	4.450	-0.369
30	37	5.062	4.125	-0.937
30	38	4.717	5.076	0.359
30	39	5.251	4.222	-1.029
30	40	5.402	4.091	-1.311
31	15	4.979	4.911	-0.068
31	16	4.911	4.683	-0.228
31	17	4.712	4.475	-0.237
31	18	4.280	4.266	-0.014
31	19	4.149	3.664	-0.485
50	41	3.601	4.411	0.810
50	42	5.028	5.339	0.311
50	43	5.086	5.829	0.743
50	44	4.547	6.212	1.665
50	45	5.499	4.572	-0.927
51	11	4.344	5.237	0.893
51	12	5.013	3.620	-1.393
51	13	4.674	4.625	-0.049
51	14	4.698	5.256	0.558
51	20	4.217	5.630	1.413
100	46	5.052	4.334	-0.718
100	47	4.766	4.373	-0.393
100	48	4.596	5.295	0.699
100	49	4.285	5.523	1.238
100	50	4.586	4.344	-0.242
101	21	4.441	4.916	0.475
101	22	4.970	6.372	1.402
101	23	4.601	5.639	1.038



		28.300_ACCURACY /vout	
Test Site		Dallas	
Tester		ETS-364	
Test Number		EB6938	
Max Limit		200	uV
Min Limit		0	uV

krad(Si)	0	3	4	10	11	30	31	50	51	100	101
LL	0.000	0.000	0.000	0.000	0.000	0.000	0.000	0.000	0.000	0.000	0.000
Min	4.203	4.310	4.178	4.013	4.086	4.091	3.664	4.411	3.620	4.334	4.907
Average	4.439	4.959	5.073	4.542	4.406	4.393	4.400	5.273	4.874	4.774	5.419
Max	4.727	5.426	6.086	5.096	4.882	5.076	4.911	6.212	5.630	5.523	6.372
UL	200.000	200.000	200.000	200.000	200.000	200.000	200.000	200.000	200.000	200.000	200.000



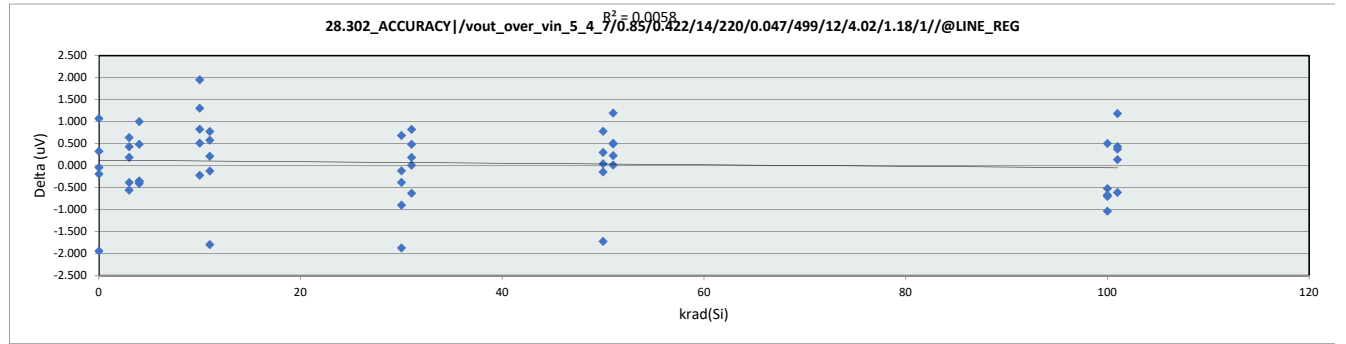
### HDR Report TPS7H1111-QMLP

101	24	4.479	4.907	0.428
101	25	4.659	5.261	0.602
	Max	6.227	6.372	1.665
	Average	4.771	4.777	0.006
	Min	3.261	3.620	-2.010
	Std Dev	0.564	0.623	0.868

# HDR Report TPS7H1111-QMLP

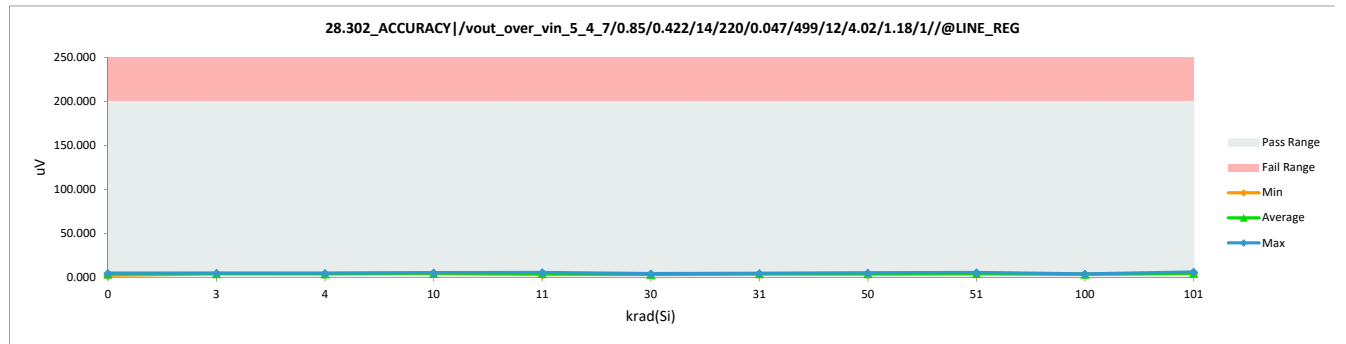
		28.302_ACCURACY /vout	
Test Site		Dallas	Dallas
Tester		ETS-364	ETS-364
Test Number		EB6938	EB6938
Unit		uV	uV
Max Limit		200	200
Min Limit		0	0

krad(Si)	Serial #	Pre	Post	Delta
0	51	4.772	4.738	-0.034
0	52	4.432	4.762	0.330
0	53	3.942	3.757	-0.185
0	54	4.408	2.476	-1.932
0	55	3.840	4.917	1.077
3	26	4.315	4.510	0.195
3	27	4.354	5.000	0.646
3	28	4.383	4.005	-0.378
3	29	4.010	4.446	0.436
3	30	5.558	5.005	-0.553
4	1	3.966	4.975	1.009
4	2	4.655	4.315	-0.340
4	3	4.403	4.005	-0.398
4	4	4.422	4.063	-0.359
4	5	4.160	4.650	0.490
10	31	3.548	5.505	1.957
10	32	3.820	4.655	0.835
10	33	4.510	4.296	-0.214
10	34	3.558	4.869	1.311
10	35	4.757	5.276	0.519
11	6	4.762	4.645	-0.117
11	7	4.344	4.927	0.583
11	8	4.456	4.675	0.219
11	9	4.985	5.767	0.782
11	10	5.092	3.306	-1.786
30	36	5.383	3.519	-1.864
30	37	4.247	4.136	-0.111
30	38	3.864	3.490	-0.374
30	39	4.446	3.558	-0.888
30	40	3.713	4.403	0.690
31	15	4.223	4.713	0.490
31	16	4.369	4.563	0.194
31	17	4.359	3.738	-0.621
31	18	4.757	4.772	0.015
31	19	3.743	4.573	0.830
50	41	3.898	4.204	0.306
50	42	4.539	5.325	0.786
50	43	4.359	4.223	-0.136
50	44	5.505	3.791	-1.714
50	45	4.971	5.019	0.048
51	11	3.937	3.956	0.019
51	12	4.141	4.655	0.514
51	13	4.165	4.665	0.500
51	14	4.471	5.670	1.199
51	20	4.480	4.713	0.233
100	46	4.466	3.806	-0.660
100	47	4.553	3.859	-0.694
100	48	3.291	3.801	0.510
100	49	4.568	4.053	-0.515
100	50	5.252	4.223	-1.029
101	21	4.209	4.592	0.383
101	22	4.063	5.252	1.189
101	23	5.912	6.354	0.442



		28.302_ACCURACY /vout	
Test Site		Dallas	
Tester		ETS-364	
Test Number		EB6938	
Max Limit		200	uV
Min Limit		0	uV

krad(Si)	0	3	4	10	11	30	31	50	51	100	101
LL	0.000	0.000	0.000	0.000	0.000	0.000	0.000	0.000	0.000	0.000	0.000
Min	2.476	4.005	4.005	4.296	3.306	3.490	3.738	3.791	3.956	3.801	4.378
Average	4.130	4.593	4.402	4.920	4.664	3.821	4.472	4.512	4.732	3.948	5.046
Max	4.917	5.005	4.975	5.505	5.767	4.403	4.772	5.325	5.670	4.223	6.354
UL	200.000	200.000	200.000	200.000	200.000	200.000	200.000	200.000	200.000	200.000	200.000



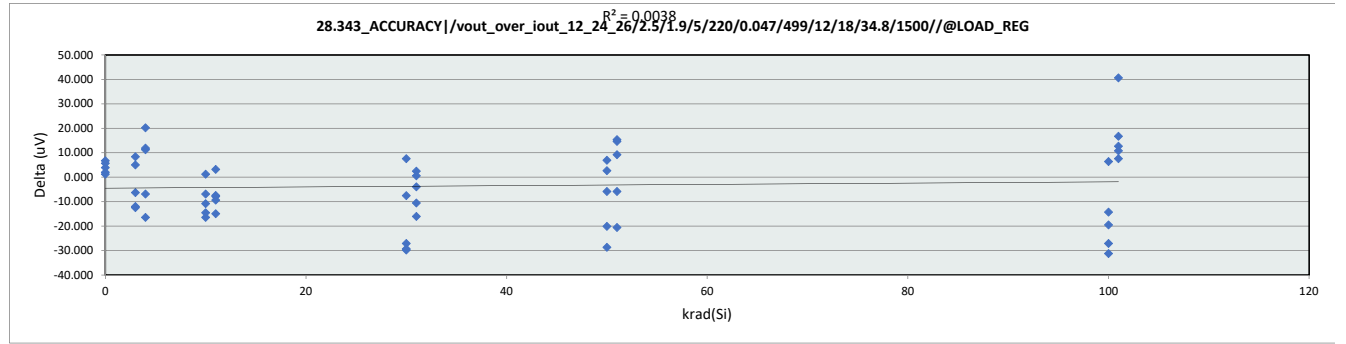
### HDR Report TPS7H1111-QMLP

101	24	4.514	4.655	0.141
101	25	4.980	4.378	-0.602
	Max	5.912	6.354	1.957
	Average	4.415	4.476	0.061
	Min	3.291	2.476	-1.932
	Std Dev	0.521	0.670	0.804

# HDR Report TPS7H1111-QMLP

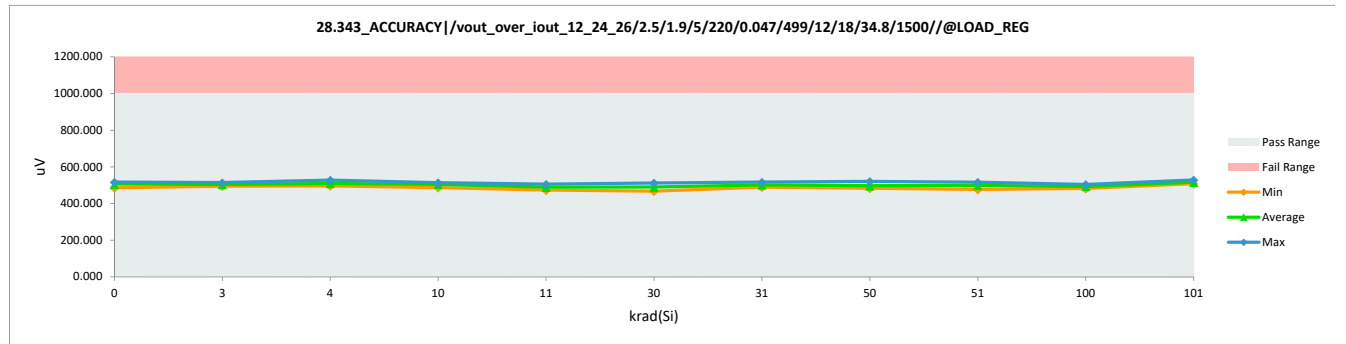
28.343_ACCURACY /vout		
Test Site	Dallas	Dallas
Tester	ETS-364	ETS-364
Test Number	EB6938	EB6938
Unit	uV	uV
Max Limit	1000	1000
Min Limit	0	0

krad(Si)	Serial #	Pre	Post	Delta
0	51	510.102	512.249	2.147
0	52	515.669	517.021	1.352
0	53	481.234	485.290	4.056
0	54	500.161	507.001	6.840
0	55	502.945	508.750	5.805
3	26	511.613	499.287	-12.326
3	27	511.931	505.728	-6.203
3	28	515.669	503.820	-11.849
3	29	489.107	494.276	5.169
3	30	505.649	514.158	8.509
4	1	494.038	506.046	12.008
4	2	497.458	508.830	11.372
4	3	507.478	527.836	20.358
4	4	512.329	496.026	-16.303
4	5	515.351	508.591	-6.760
10	31	515.987	509.227	-6.760
10	32	501.195	486.801	-14.394
10	33	515.748	499.446	-16.302
10	34	512.329	513.681	1.352
10	35	521.395	510.738	-10.657
11	6	480.598	472.884	-7.714
11	7	488.710	481.393	-7.317
11	8	500.400	485.608	-14.792
11	9	502.150	505.490	3.340
11	10	512.408	503.183	-9.225
30	36	518.611	489.425	-29.186
30	37	508.193	478.530	-29.663
30	38	519.168	511.772	-7.396
30	39	494.674	467.715	-26.959
30	40	493.958	501.672	7.714
31	15	525.133	509.227	-15.906
31	16	497.219	499.843	2.624
31	17	502.945	492.527	-10.418
31	18	492.845	489.028	-3.817
31	19	516.146	516.862	0.716
50	41	491.016	493.799	2.783
50	42	488.630	482.904	-5.726
50	43	528.473	499.923	-28.550
50	44	513.760	520.838	7.078
50	45	505.410	485.449	-19.961
51	11	490.777	500.082	9.305
51	12	482.189	476.463	-5.726
51	13	494.197	508.989	14.792
51	14	509.625	489.187	-20.438
51	20	500.718	516.226	15.508
100	46	517.578	490.618	-26.960
100	47	508.034	488.630	-19.404
100	48	497.935	504.456	6.521
100	49	512.329	498.173	-14.156
100	50	512.965	481.870	-31.095
101	21	503.899	511.613	7.714
101	22	474.713	515.430	40.717
101	23	498.094	508.989	10.895



28.343_ACCURACY		
Test Site	Dallas	
Tester	ETS-364	
Test Number	EB6938	
Max Limit	1000	uV
Min Limit	0	uV

krad(Si)	0	3	4	10	11	30	31	50	51	100	101
LL	0.000	0.000	0.000	0.000	0.000	0.000	0.000	0.000	0.000	0.000	0.000
Min	485.290	494.276	496.026	486.801	472.884	467.715	489.028	482.904	476.463	481.870	508.989
Average	506.062	503.454	509.466	503.979	489.712	489.823	501.497	496.583	498.189	492.749	516.162
Max	517.021	514.158	527.836	513.681	505.490	511.772	516.862	520.838	516.226	504.456	528.950
UL	1000.000	1000.000	1000.000	1000.000	1000.000	1000.000	1000.000	1000.000	1000.000	1000.000	1000.000



### HDR Report TPS7H1111-QMLP

101	24	512.090	528.950	16.860
101	25	503.024	515.828	12.804
	Max	528.473	528.950	40.717
	Average	504.291	500.698	-3.593
	Min	474.713	467.715	-31.095
	Std Dev	11.955	13.819	14.744

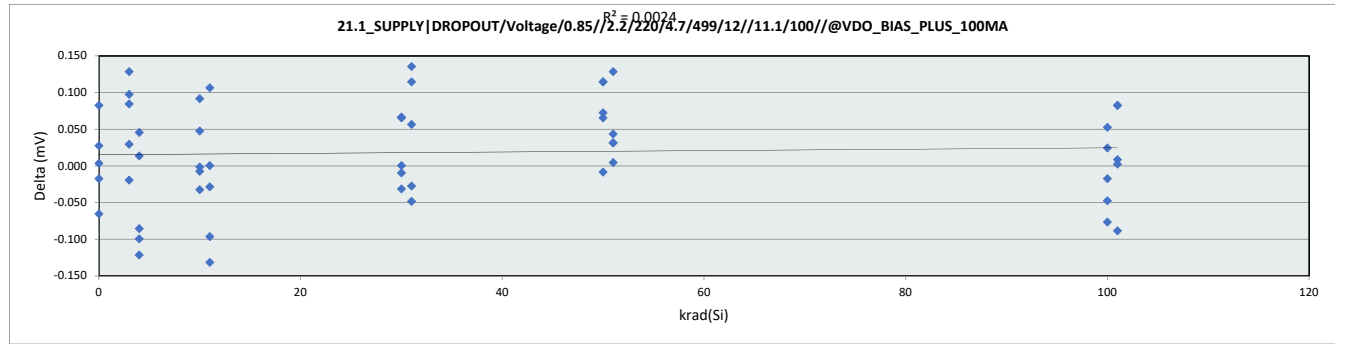


# HDR Report TPS7H1111-QMLP

## 21.1\_SUPPLY|DROPOUT|V

Test Site	Dallas	Dallas
Tester	ETS-364	ETS-364
Test Number	EB6938	EB6938
Unit	mV	mV
Max Limit	40	40
Min Limit	-5	-5

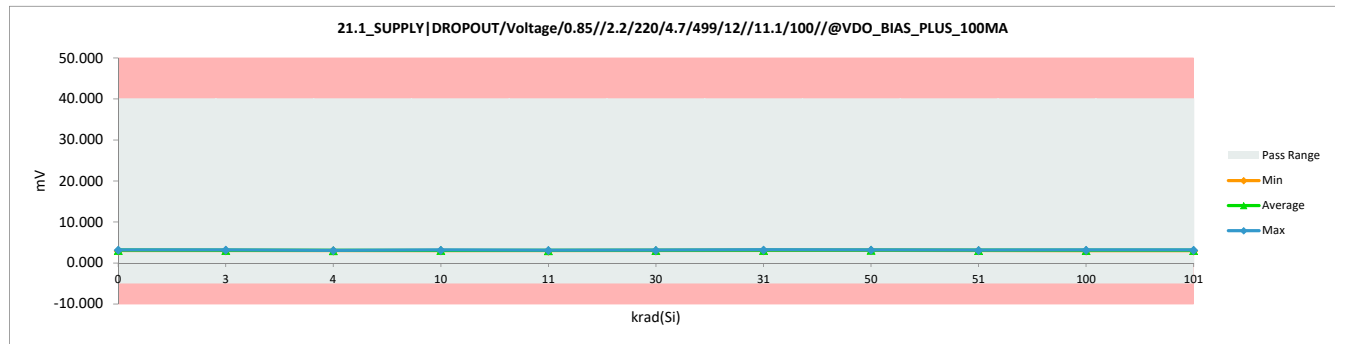
krad(Si)	Serial #	Pre	Post	Delta
0	51	3.090	3.025	-0.065
0	52	3.132	3.215	0.083
0	53	3.151	3.179	0.028
0	54	3.142	3.125	-0.017
0	55	3.132	3.136	0.004
3	26	3.062	3.191	0.129
3	27	3.001	3.031	0.030
3	28	3.074	3.172	0.098
3	29	3.044	3.129	0.085
3	30	3.063	3.044	-0.019
4	1	3.055	3.069	0.014
4	2	3.149	3.028	-0.121
4	3	3.185	3.086	-0.099
4	4	3.163	3.078	-0.085
4	5	3.022	3.068	0.046
10	31	3.072	3.065	-0.007
10	32	3.156	3.124	-0.032
10	33	3.133	3.181	0.048
10	34	3.125	3.124	-0.001
10	35	3.020	3.112	0.092
11	6	3.181	3.050	-0.131
11	7	3.027	3.028	0.001
11	8	3.028	3.000	-0.028
11	9	3.012	3.119	0.107
11	10	3.066	2.970	-0.096
30	36	3.022	3.023	0.001
30	37	3.017	3.084	0.067
30	38	3.065	3.131	0.066
30	39	3.127	3.096	-0.031
30	40	3.145	3.136	-0.009
31	15	3.095	3.210	0.115
31	16	3.088	3.040	-0.048
31	17	3.102	3.075	-0.027
31	18	3.106	3.163	0.057
31	19	2.997	3.133	0.136
50	41	3.155	3.147	-0.008
50	42	3.060	3.133	0.073
50	43	3.057	3.172	0.115
50	44	3.120	3.186	0.066
50	45	3.063	3.178	0.115
51	11	3.088	3.093	0.005
51	12	3.092	3.124	0.032
51	13	2.987	3.031	0.044
51	14	3.086	3.118	0.032
51	20	3.003	3.132	0.129
100	46	3.104	3.057	-0.047
100	47	3.070	2.994	-0.076
100	48	3.115	3.140	0.025
100	49	3.125	3.178	0.053
100	50	3.088	3.071	-0.017
101	21	3.117	3.120	0.003
101	22	3.022	3.031	0.009
101	23	3.097	3.180	0.083



## 21.1\_SUPPLY|DROPOUT|V

Test Site	Dallas
Tester	ETS-364
Test Number	EB6938
Max Limit	40 mV
Min Limit	-5 mV

krad(Si)	0	3	4	10	11	30	31	50	51	100	101
LL	-5.000	-5.000	-5.000	-5.000	-5.000	-5.000	-5.000	-5.000	-5.000	-5.000	-5.000
Min	3.025	3.031	3.028	3.065	2.970	3.023	3.040	3.133	3.031	2.994	3.003
Average	3.136	3.113	3.066	3.121	3.033	3.094	3.124	3.163	3.100	3.088	3.096
Max	3.215	3.191	3.086	3.181	3.119	3.136	3.210	3.186	3.132	3.178	3.180
UL	40.000	40.000	40.000	40.000	40.000	40.000	40.000	40.000	40.000	40.000	40.000



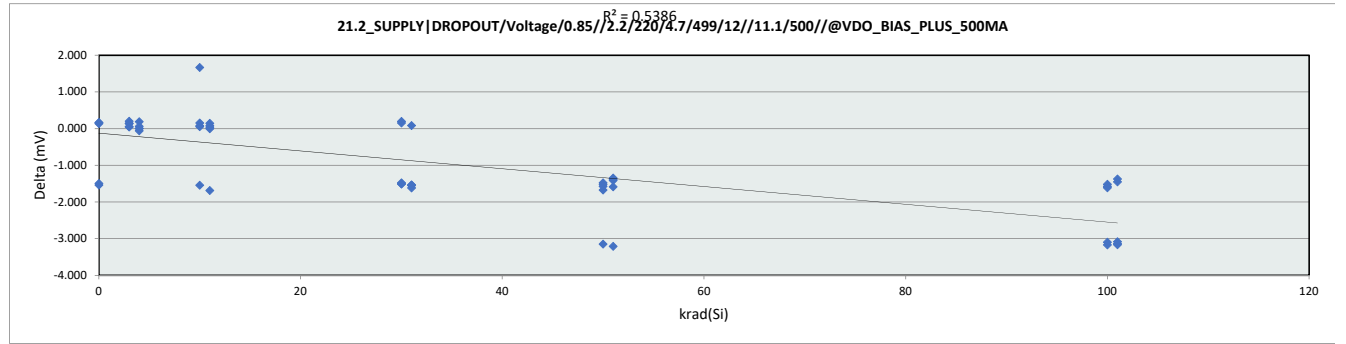
### HDR Report TPS7H1111-QMLP

101	24	3.091	3.003	-0.088
101	25	3.063	3.146	0.083
	Max	3.185	3.215	0.136
	Average	3.085	3.103	0.019
	Min	2.987	2.970	-0.131
	Std Dev	0.051	0.061	0.068

# HDR Report TPS7H1111-QMLP

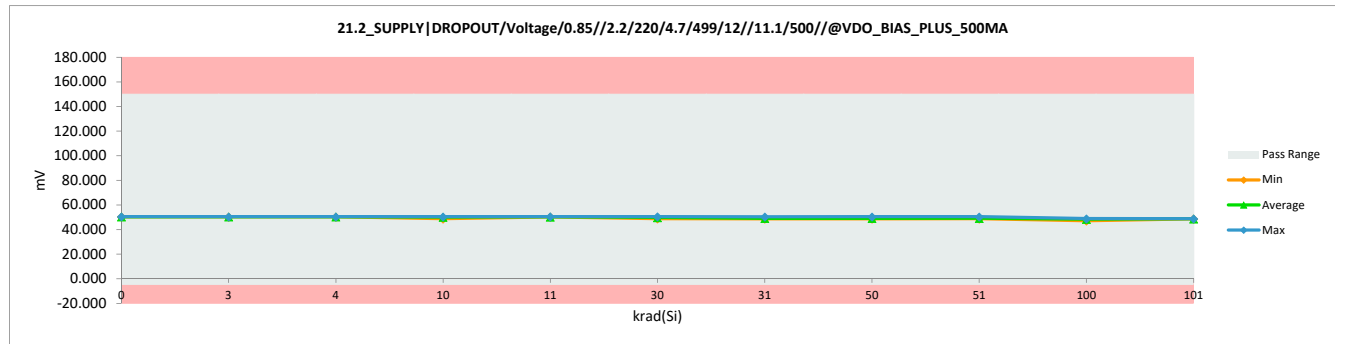
21.2_SUPPLY DROPOUT/V		
Test Site	Dallas	Dallas
Tester	ETS-364	ETS-364
Test Number	EB6938	EB6938
Unit	mV	mV
Max Limit	150	150
Min Limit	-5	-5

krad(Si)	Serial #	Pre	Post	Delta
0	51	51.954	50.466	-1.488
0	52	50.299	50.475	0.176
0	53	50.319	50.461	0.142
0	54	50.333	50.497	0.164
0	55	51.974	50.441	-1.533
3	26	50.252	50.314	0.062
3	27	50.214	50.359	0.145
3	28	50.400	50.454	0.054
3	29	50.257	50.411	0.154
3	30	50.208	50.416	0.208
4	1	50.246	50.442	0.196
4	2	50.385	50.333	-0.052
4	3	50.375	50.390	0.015
4	4	50.376	50.383	0.007
4	5	50.303	50.372	0.069
10	31	50.331	50.415	0.084
10	32	50.369	50.429	0.060
10	33	50.278	50.440	0.162
10	34	48.777	50.452	1.675
10	35	50.324	48.788	-1.536
11	6	50.349	50.355	0.006
11	7	50.308	50.355	0.047
11	8	50.218	50.305	0.087
11	9	50.338	50.492	0.154
11	10	51.908	50.230	-1.678
30	36	50.258	50.418	0.160
30	37	51.972	50.502	-1.470
30	38	50.278	50.481	0.203
30	39	50.294	48.794	-1.500
30	40	50.313	48.812	-1.501
31	15	50.330	48.795	-1.535
31	16	50.301	48.761	-1.540
31	17	50.293	48.682	-1.611
31	18	50.364	48.839	-1.525
31	19	50.323	50.415	0.092
50	41	50.323	48.755	-1.568
50	42	50.386	48.718	-1.668
50	43	51.944	50.431	-1.513
50	44	50.310	48.839	-1.471
50	45	51.973	48.831	-3.142
51	11	50.347	48.769	-1.578
51	12	51.934	48.731	-3.203
51	13	51.874	50.471	-1.403
51	14	50.231	48.861	-1.370
51	20	50.171	48.831	-1.340
100	46	50.294	48.687	-1.607
100	47	50.305	48.737	-1.568
100	48	50.350	47.187	-3.163
100	49	51.989	48.899	-3.090
100	50	50.234	48.725	-1.509
101	21	50.217	48.773	-1.444
101	22	51.864	48.707	-3.157
101	23	51.916	48.788	-3.128



21.2_SUPPLY DROPOUT/V		
Test Site	Dallas	
Tester	ETS-364	
Test Number	EB6938	
Max Limit	150	mV
Min Limit	-5	mV

krad(Si)	0	3	4	10	11	30	31	50	51	100	101
LL	-5.000	-5.000	-5.000	-5.000	-5.000	-5.000	-5.000	-5.000	-5.000	-5.000	-5.000
Min	50.441	50.314	50.333	48.788	50.230	48.794	48.682	48.718	48.731	47.187	48.707
Average	50.468	50.391	50.384	50.105	50.347	49.801	49.098	49.115	49.133	48.447	48.776
Max	50.497	50.454	50.442	50.452	50.492	50.502	50.415	50.431	50.471	48.899	48.815
UL	150.000	150.000	150.000	150.000	150.000	150.000	150.000	150.000	150.000	150.000	150.000



### HDR Report TPS7H1111-QMLP

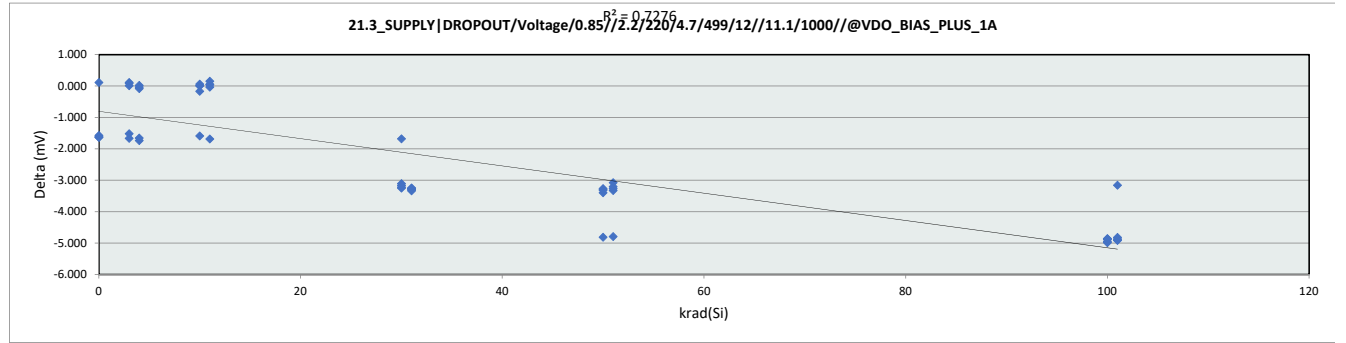
101	24	51.888	48.815	-3.073
101	25	50.163	48.799	-1.364
	Max	51.989	50.502	1.675
	Average	50.628	49.642	-0.986
	Min	48.777	47.187	-3.203
	Std Dev	0.727	0.881	1.169

# HDR Report TPS7H1111-QMLP

## 21.3\_SUPPLY|DROPOUT|V

Test Site	Dallas	Dallas
Tester	ETS-364	ETS-364
Test Number	EB6938	EB6938
Unit	mV	mV
Max Limit	280	280
Min Limit	0.1	0.1

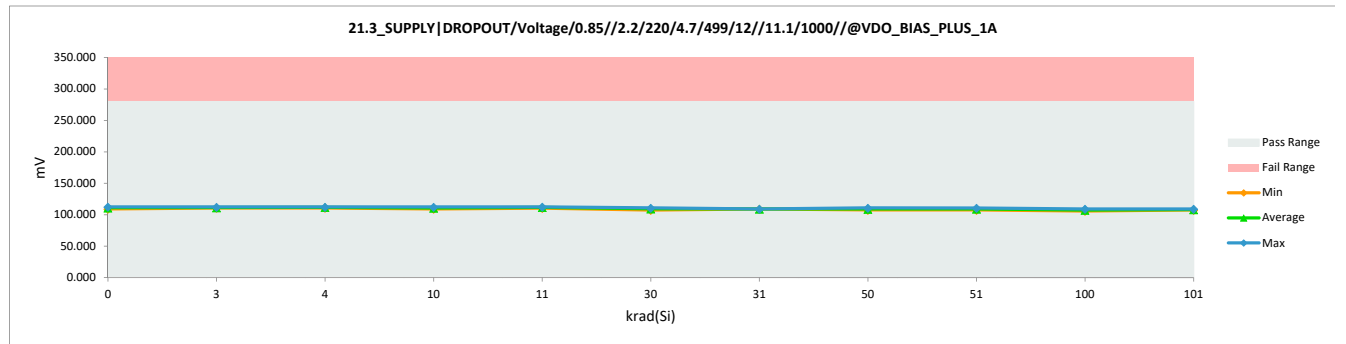
krad(Si)	Serial #	Pre	Post	Delta
0	51	112.243	110.620	-1.623
0	52	112.285	110.720	-1.565
0	53	112.282	112.403	0.121
0	54	110.712	109.113	-1.599
0	55	113.914	112.292	-1.622
3	26	112.283	110.627	-1.656
3	27	112.200	110.694	-1.506
3	28	110.598	110.722	0.124
3	29	112.265	112.285	0.020
3	30	112.193	112.290	0.097
4	1	112.322	112.248	-0.074
4	2	112.280	112.252	-0.028
4	3	112.338	110.613	-1.725
4	4	112.294	112.324	0.030
4	5	112.288	110.640	-1.648
10	31	110.642	110.660	0.018
10	32	110.658	110.674	0.016
10	33	112.218	112.291	0.073
10	34	110.694	110.538	-0.156
10	35	110.658	109.078	-1.580
11	6	112.222	112.274	0.052
11	7	110.619	110.781	0.162
11	8	112.091	110.414	-1.677
11	9	112.301	112.366	0.065
11	10	112.219	112.194	-0.025
30	36	112.288	110.618	-1.670
30	37	113.935	110.724	-3.211
30	38	112.105	109.007	-3.098
30	39	112.235	109.084	-3.151
30	40	110.624	107.383	-3.241
31	15	112.338	109.085	-3.253
31	16	112.332	109.074	-3.258
31	17	112.323	108.995	-3.328
31	18	112.327	109.039	-3.288
31	19	112.263	109.031	-3.232
50	41	112.196	107.394	-4.802
50	42	112.326	108.941	-3.385
50	43	113.998	110.699	-3.299
50	44	112.273	109.016	-3.257
50	45	112.352	109.054	-3.298
51	11	112.332	109.014	-3.318
51	12	112.200	107.415	-4.785
51	13	113.882	110.626	-3.256
51	14	112.239	109.174	-3.065
51	20	112.202	109.008	-3.194
100	46	112.280	107.304	-4.976
100	47	112.223	107.376	-4.847
100	48	110.639	105.758	-4.881
100	49	113.975	109.121	-4.854
100	50	112.287	107.341	-4.946
101	21	112.248	107.390	-4.858
101	22	112.221	107.413	-4.808
101	23	113.901	109.011	-4.890



## 21.3\_SUPPLY|DROPOUT|V

Test Site	Dallas
Tester	ETS-364
Test Number	EB6938
Max Limit	280 mV
Min Limit	0.1 mV

krad(Si)	0	3	4	10	11	30	31	50	51	100	101
LL	0.100	0.100	0.100	0.100	0.100	0.100	0.100	0.100	0.100	0.100	0.100
Min	109.113	110.627	110.613	109.078	110.414	107.383	108.995	107.394	107.415	105.758	107.390
Average	111.030	111.324	111.615	110.648	111.606	109.363	109.045	109.021	109.047	107.380	108.058
Max	112.403	112.290	112.324	112.291	112.366	110.724	109.085	110.699	110.626	109.121	109.067
UL	280.000	280.000	280.000	280.000	280.000	280.000	280.000	280.000	280.000	280.000	280.000



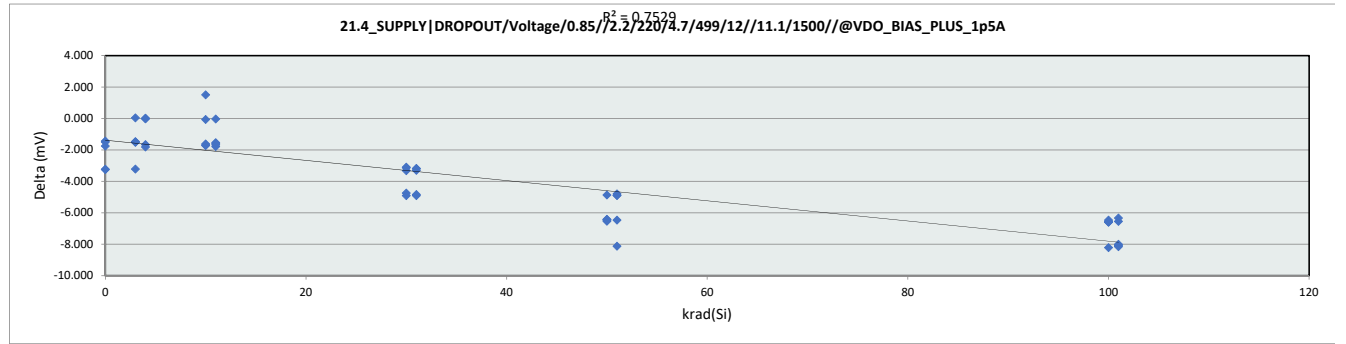
### HDR Report TPS7H1111-QMLP

101	24	112.312	107.408	-4.904
101	25	112.217	109.067	-3.150
	Max	113.998	112.403	0.162
	Average	112.180	109.831	-2.349
	Min	110.598	105.758	-4.976
	Std Dev	0.860	1.717	1.801

# HDR Report TPS7H1111-QMLP

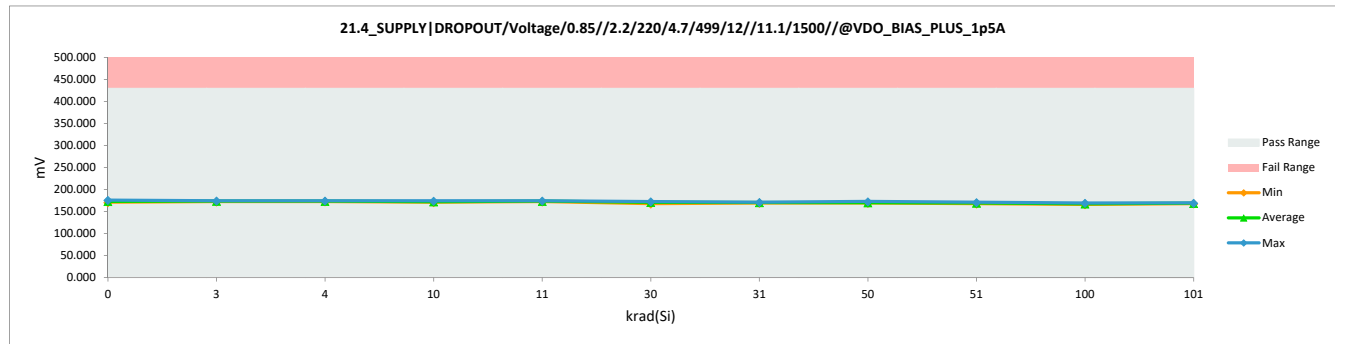
21.4_SUPPLY DROPOUT V		
Test Site	Dallas	Dallas
Tester	ETS-364	ETS-364
Test Number	EB6938	EB6938
Unit	mV	mV
Max Limit	430	430
Min Limit	0.1	0.1

krad(Si)	Serial #	Pre	Post	Delta
0	51	175.790	172.562	-3.228
0	52	174.248	171.033	-3.215
0	53	175.761	174.277	-1.484
0	54	172.743	171.010	-1.733
0	55	177.325	175.908	-1.417
3	26	175.852	174.356	-1.496
3	27	175.678	172.477	-3.201
3	28	172.606	172.663	0.057
3	29	175.743	174.272	-1.471
3	30	175.762	174.300	-1.462
4	1	174.194	174.189	-0.005
4	2	174.197	174.216	0.019
4	3	174.346	172.554	-1.792
4	4	174.302	174.334	0.032
4	5	174.228	172.582	-1.646
10	31	172.650	172.602	-0.048
10	32	172.689	170.987	-1.702
10	33	175.832	174.233	-1.599
10	34	171.074	172.593	1.519
10	35	172.621	170.952	-1.669
11	6	175.858	174.283	-1.575
11	7	172.605	172.587	-0.018
11	8	174.167	172.401	-1.766
11	9	175.848	174.330	-1.518
11	10	175.743	174.091	-1.652
30	36	174.229	170.931	-3.298
30	37	177.368	172.643	-4.725
30	38	174.158	171.039	-3.119
30	39	174.197	171.116	-3.081
30	40	172.609	167.718	-4.891
31	15	174.279	171.095	-3.184
31	16	174.227	169.410	-4.817
31	17	174.286	171.005	-3.281
31	18	174.267	169.374	-4.893
31	19	174.181	171.018	-3.163
50	41	175.855	169.335	-6.520
50	42	174.198	169.344	-4.854
50	43	179.105	172.686	-6.419
50	44	175.797	169.351	-6.446
50	45	175.808	169.412	-6.396
51	11	174.318	169.440	-4.878
51	12	175.860	167.751	-8.109
51	13	177.406	170.961	-6.445
51	14	174.225	169.442	-4.783
51	20	174.210	169.343	-4.867
100	46	174.175	167.594	-6.581
100	47	174.163	167.711	-6.452
100	48	172.579	166.026	-6.553
100	49	177.499	169.298	-8.201
100	50	174.182	167.608	-6.574
101	21	175.907	167.770	-8.137
101	22	175.790	169.265	-6.525
101	23	177.425	169.437	-7.988



21.4_SUPPLY DROPOUT V		
Test Site	Dallas	
Tester	ETS-364	
Test Number	EB6938	
Max Limit	430	mV
Min Limit	0.1	mV

krad(Si)	0	3	4	10	11	30	31	50	51	100	101
LL	0.100	0.100	0.100	0.100	0.100	0.100	0.100	0.100	0.100	0.100	0.100
Min	171.010	172.477	172.554	170.952	172.401	167.718	169.374	169.335	167.751	166.026	167.767
Average	172.958	173.614	173.575	172.273	173.538	170.689	170.380	170.026	169.387	167.647	168.737
Max	175.908	174.356	174.334	174.233	174.330	172.643	171.095	172.686	170.961	169.298	169.448
UL	430.000	430.000	430.000	430.000	430.000	430.000	430.000	430.000	430.000	430.000	430.000



### HDR Report TPS7H1111-QMLP

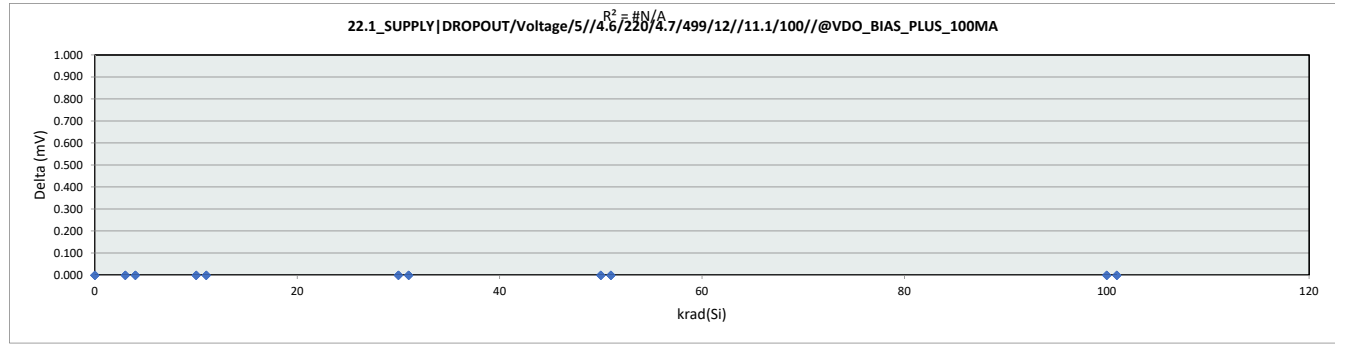
101	24	175.836	167.767	-8.069
101	25	175.763	169.448	-6.315
	Max	179.105	175.908	1.519
	Average	174.832	171.166	-3.666
	Min	171.074	166.026	-8.201
	Std Dev	1.547	2.366	2.619



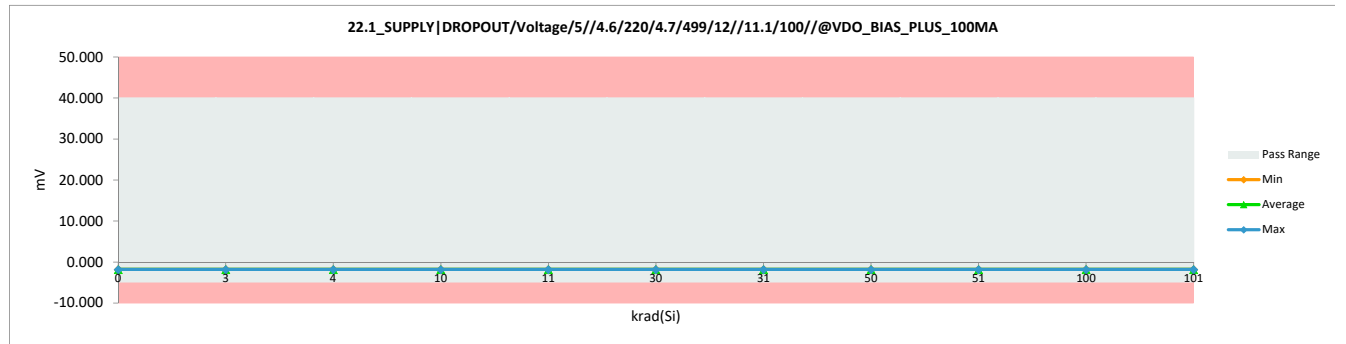
# HDR Report TPS7H1111-QMLP

		22.1_SUPPLY DROPOUT V	
Test Site	Dallas	Dallas	
Tester	ETS-364	ETS-364	
Test Number	EB6938	EB6938	
Unit	mV	mV	
Max Limit	40	40	
Min Limit	-5	-5	

krad(Si)	Serial #	Pre	Post	Delta
0	51	-1.800	-1.800	0.000
0	52	-1.800	-1.800	0.000
0	53	-1.800	-1.800	0.000
0	54	-1.800	-1.800	0.000
0	55	-1.800	-1.800	0.000
3	26	-1.800	-1.800	0.000
3	27	-1.800	-1.800	0.000
3	28	-1.800	-1.800	0.000
3	29	-1.800	-1.800	0.000
3	30	-1.800	-1.800	0.000
4	1	-1.800	-1.800	0.000
4	2	-1.800	-1.800	0.000
4	3	-1.800	-1.800	0.000
4	4	-1.800	-1.800	0.000
4	5	-1.800	-1.800	0.000
10	31	-1.800	-1.800	0.000
10	32	-1.800	-1.800	0.000
10	33	-1.800	-1.800	0.000
10	34	-1.800	-1.800	0.000
10	35	-1.800	-1.800	0.000
11	6	-1.800	-1.800	0.000
11	7	-1.800	-1.800	0.000
11	8	-1.800	-1.800	0.000
11	9	-1.800	-1.800	0.000
11	10	-1.800	-1.800	0.000
30	36	-1.800	-1.800	0.000
30	37	-1.800	-1.800	0.000
30	38	-1.800	-1.800	0.000
30	39	-1.800	-1.800	0.000
30	40	-1.800	-1.800	0.000
31	15	-1.800	-1.800	0.000
31	16	-1.800	-1.800	0.000
31	17	-1.800	-1.800	0.000
31	18	-1.800	-1.800	0.000
31	19	-1.800	-1.800	0.000
50	41	-1.800	-1.800	0.000
50	42	-1.800	-1.800	0.000
50	43	-1.800	-1.800	0.000
50	44	-1.800	-1.800	0.000
50	45	-1.800	-1.800	0.000
51	11	-1.800	-1.800	0.000
51	12	-1.800	-1.800	0.000
51	13	-1.800	-1.800	0.000
51	14	-1.800	-1.800	0.000
51	20	-1.800	-1.800	0.000
100	46	-1.800	-1.800	0.000
100	47	-1.800	-1.800	0.000
100	48	-1.800	-1.800	0.000
100	49	-1.800	-1.800	0.000
100	50	-1.800	-1.800	0.000
101	21	-1.800	-1.800	0.000
101	22	-1.800	-1.800	0.000
101	23	-1.800	-1.800	0.000



		22.1_SUPPLY DROPOUT V										
Test Site	Dallas											
Tester	ETS-364											
Test Number	EB6938											
Max Limit	40 mV											
Min Limit	-5 mV											
krad(Si)	0	3	4	10	11	30	31	50	51	100	101	
LL	-5.000	-5.000	-5.000	-5.000	-5.000	-5.000	-5.000	-5.000	-5.000	-5.000	-5.000	
Min	-1.800	-1.800	-1.800	-1.800	-1.800	-1.800	-1.800	-1.800	-1.800	-1.800	-1.800	
Average	-1.800	-1.800	-1.800	-1.800	-1.800	-1.800	-1.800	-1.800	-1.800	-1.800	-1.800	
Max	-1.800	-1.800	-1.800	-1.800	-1.800	-1.800	-1.800	-1.800	-1.800	-1.800	-1.800	
UL	40.000	40.000	40.000	40.000	40.000	40.000	40.000	40.000	40.000	40.000	40.000	



HDR Report  
TPS7H1111-QMLP

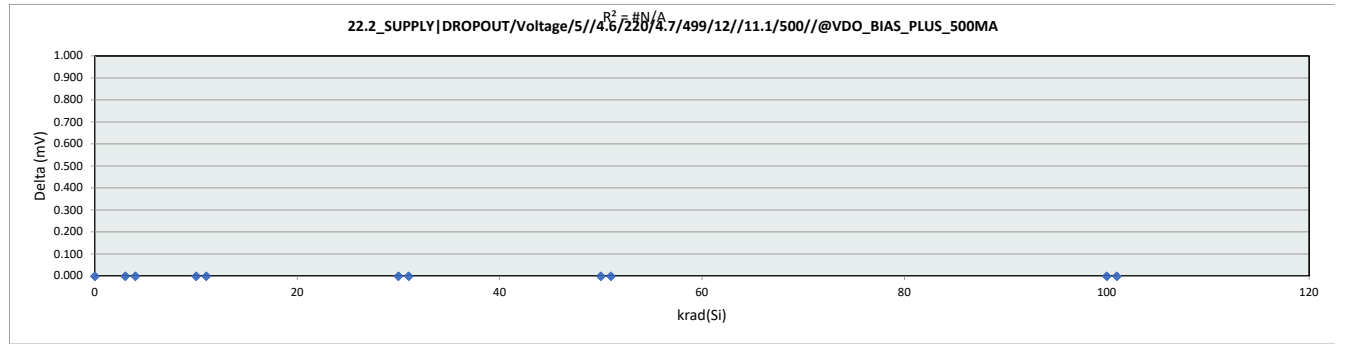
101	24	-1.800	-1.800	0.000
101	25	-1.800	-1.800	0.000
	Max	-1.800	-1.800	0.000
	Average	-1.800	-1.800	0.000
	Min	-1.800	-1.800	0.000
	Std Dev	0.000	0.000	0.000

HDR Report  
TPS7H1111-QMLP

22.2\_SUPPLY|DROPOUT|V

Test Site	Dallas	Dallas
Tester	ETS-364	ETS-364
Test Number	EB6938	EB6938
Unit	mV	mV
Max Limit	150	150
Min Limit	-5	-5

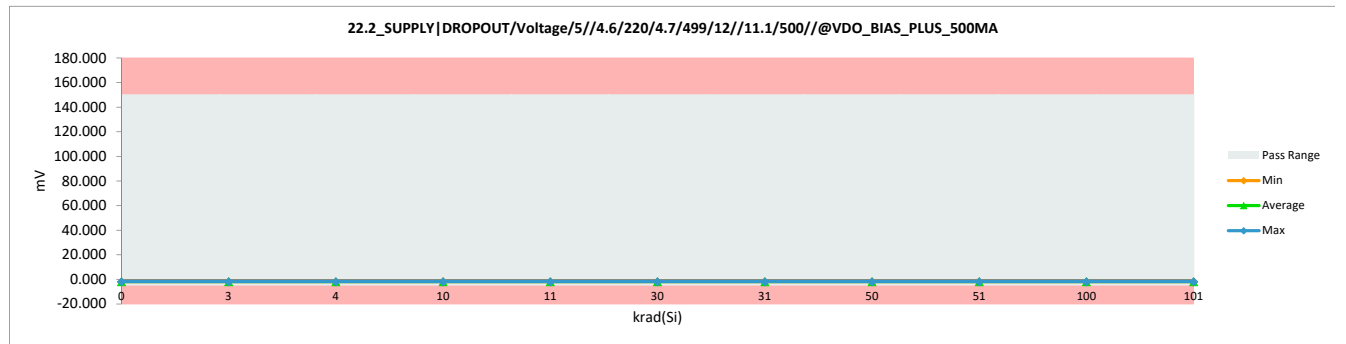
krad(Si)	Serial #	Pre	Post	Delta
0	51	-1.800	-1.800	0.000
0	52	-1.800	-1.800	0.000
0	53	-1.800	-1.800	0.000
0	54	-1.800	-1.800	0.000
0	55	-1.800	-1.800	0.000
3	26	-1.800	-1.800	0.000
3	27	-1.800	-1.800	0.000
3	28	-1.800	-1.800	0.000
3	29	-1.800	-1.800	0.000
3	30	-1.800	-1.800	0.000
4	1	-1.800	-1.800	0.000
4	2	-1.800	-1.800	0.000
4	3	-1.800	-1.800	0.000
4	4	-1.800	-1.800	0.000
4	5	-1.800	-1.800	0.000
10	31	-1.800	-1.800	0.000
10	32	-1.800	-1.800	0.000
10	33	-1.800	-1.800	0.000
10	34	-1.800	-1.800	0.000
10	35	-1.800	-1.800	0.000
11	6	-1.800	-1.800	0.000
11	7	-1.800	-1.800	0.000
11	8	-1.800	-1.800	0.000
11	9	-1.800	-1.800	0.000
11	10	-1.800	-1.800	0.000
30	36	-1.800	-1.800	0.000
30	37	-1.800	-1.800	0.000
30	38	-1.800	-1.800	0.000
30	39	-1.800	-1.800	0.000
30	40	-1.800	-1.800	0.000
31	15	-1.800	-1.800	0.000
31	16	-1.800	-1.800	0.000
31	17	-1.800	-1.800	0.000
31	18	-1.800	-1.800	0.000
31	19	-1.800	-1.800	0.000
50	41	-1.800	-1.800	0.000
50	42	-1.800	-1.800	0.000
50	43	-1.800	-1.800	0.000
50	44	-1.800	-1.800	0.000
50	45	-1.800	-1.800	0.000
51	11	-1.800	-1.800	0.000
51	12	-1.800	-1.800	0.000
51	13	-1.800	-1.800	0.000
51	14	-1.800	-1.800	0.000
51	20	-1.800	-1.800	0.000
100	46	-1.800	-1.800	0.000
100	47	-1.800	-1.800	0.000
100	48	-1.800	-1.800	0.000
100	49	-1.800	-1.800	0.000
100	50	-1.800	-1.800	0.000
101	21	-1.800	-1.800	0.000
101	22	-1.800	-1.800	0.000
101	23	-1.800	-1.800	0.000



22.2\_SUPPLY|DROPOUT|V

Test Site	Dallas
Tester	ETS-364
Test Number	EB6938
Max Limit	150 mV
Min Limit	-5 mV

krad(Si)	0	3	4	10	11	30	31	50	51	100	101
LL	-5.000	-5.000	-5.000	-5.000	-5.000	-5.000	-5.000	-5.000	-5.000	-5.000	-5.000
Min	-1.800	-1.800	-1.800	-1.800	-1.800	-1.800	-1.800	-1.800	-1.800	-1.800	-1.800
Average	-1.800	-1.800	-1.800	-1.800	-1.800	-1.800	-1.800	-1.800	-1.800	-1.800	-1.800
Max	-1.800	-1.800	-1.800	-1.800	-1.800	-1.800	-1.800	-1.800	-1.800	-1.800	-1.800
UL	150.000	150.000	150.000	150.000	150.000	150.000	150.000	150.000	150.000	150.000	150.000



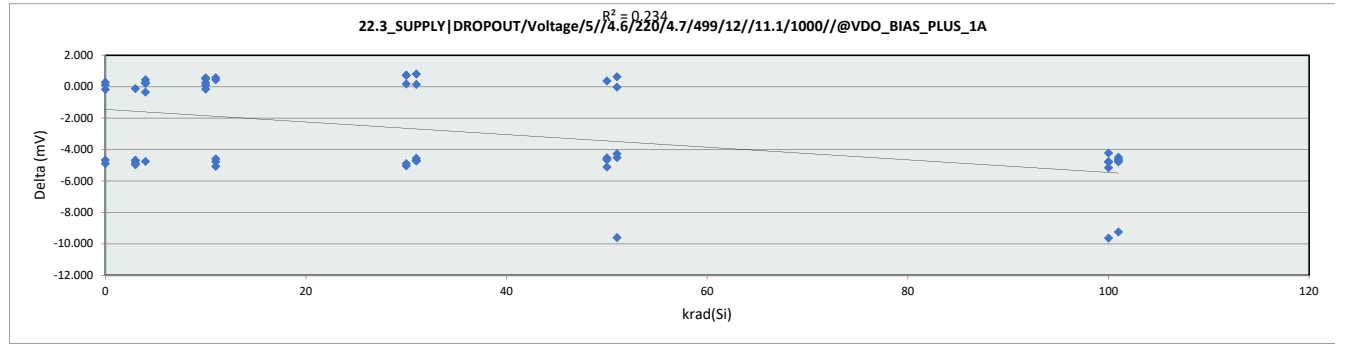
### HDR Report TPS7H1111-QMLP

101	24	-1.800	-1.800	0.000
101	25	-1.800	-1.800	0.000
	Max	-1.800	-1.800	0.000
	Average	-1.800	-1.800	0.000
	Min	-1.800	-1.800	0.000
	Std Dev	0.000	0.000	0.000

# HDR Report TPS7H1111-QMLP

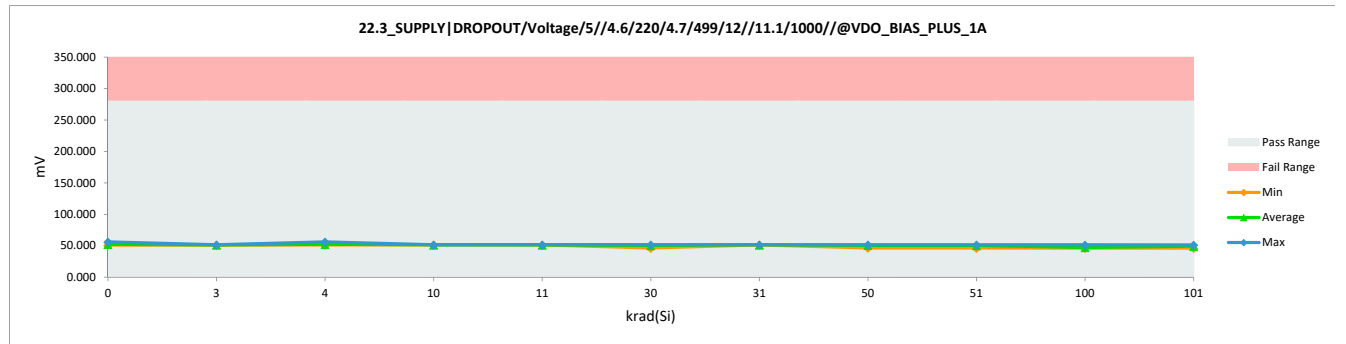
22.3_SUPPLY DROPOUT V		
Test Site	Dallas	Dallas
Tester	ETS-364	ETS-364
Test Number	EB6938	EB6938
Unit	mV	mV
Max Limit	280	280
Min Limit	0.1	0.1

krad(Si)	Serial #	Pre	Post	Delta
0	51	56.081	51.430	-4.651
0	52	51.245	51.380	0.135
0	53	56.008	51.129	-4.879
0	54	51.346	51.652	0.306
0	55	56.347	56.192	-0.155
3	26	51.293	51.190	-0.103
3	27	56.182	51.481	-4.701
3	28	55.959	51.104	-4.855
3	29	56.270	51.321	-4.949
3	30	56.235	51.588	-4.647
4	1	51.479	51.768	0.289
4	2	51.225	51.682	0.457
4	3	56.275	51.545	-4.730
4	4	55.991	56.214	0.223
4	5	51.570	51.242	-0.328
10	31	51.346	51.218	-0.128
10	32	51.309	51.575	0.266
10	33	51.330	51.441	0.111
10	34	50.980	51.490	0.510
10	35	50.756	51.337	0.581
11	6	51.254	51.717	0.463
11	7	51.041	51.631	0.590
11	8	55.889	51.321	-4.568
11	9	56.238	51.190	-5.048
11	10	55.926	51.177	-4.749
30	36	50.737	51.484	0.747
30	37	56.241	51.221	-5.020
30	38	50.850	51.606	0.756
30	39	51.275	51.465	0.190
30	40	51.254	46.381	-4.873
31	15	51.511	51.679	0.168
31	16	56.247	51.588	-4.659
31	17	56.045	51.331	-4.714
31	18	50.866	51.692	0.826
31	19	55.855	51.324	-4.531
50	41	56.210	51.579	-4.631
50	42	51.086	51.469	0.383
50	43	56.537	51.447	-5.090
50	44	51.000	46.488	-4.512
50	45	56.188	51.600	-4.588
51	11	55.770	51.524	-4.246
51	12	55.914	46.338	-9.576
51	13	56.118	51.625	-4.493
51	14	50.900	51.554	0.654
51	20	51.013	51.001	-0.012
100	46	50.731	46.531	-4.200
100	47	51.000	46.259	-4.741
100	48	51.089	46.314	-4.775
100	49	56.628	51.487	-5.141
100	50	55.922	46.311	-9.611
101	21	55.481	46.256	-9.225
101	22	55.946	51.289	-4.657
101	23	55.922	51.456	-4.466



22.3_SUPPLY DROPOUT V		
Test Site	Dallas	
Tester	ETS-364	
Test Number	EB6938	
Max Limit	280	mV
Min Limit	0.1	mV

krad(Si)	0	3	4	10	11	30	31	50	51	100	101
LL	0.100	0.100	0.100	0.100	0.100	0.100	0.100	0.100	0.100	0.100	0.100
Min	51.129	51.104	51.242	51.218	51.177	46.381	51.324	46.488	46.338	46.259	46.256
Average	52.357	51.337	52.490	51.412	51.407	50.431	51.523	50.517	50.408	47.380	49.321
Max	56.192	51.588	56.214	51.575	51.717	51.606	51.692	51.600	51.625	51.487	51.456
UL	280.000	280.000	280.000	280.000	280.000	280.000	280.000	280.000	280.000	280.000	280.000



### HDR Report TPS7H1111-QMLP

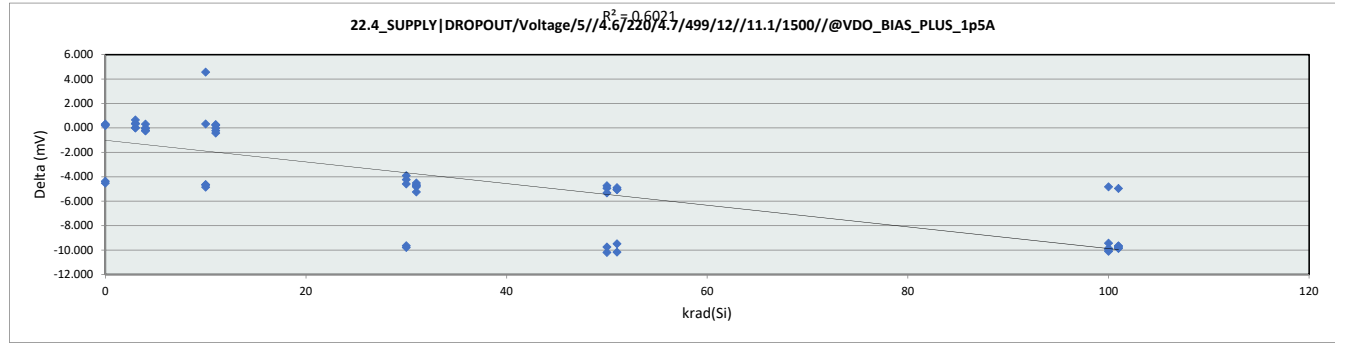
101	24	55.708	51.117	-4.591
101	25	51.248	46.488	-4.760
	Max	56.628	56.214	0.826
	Average	53.652	50.780	-2.872
	Min	50.731	46.256	-9.611
	Std Dev	2.503	2.169	2.930

# HDR Report TPS7H1111-QMLP

## 22.4\_SUPPLY|DROPOUT/V

Test Site	Dallas	Dallas
Tester	ETS-364	ETS-364
Test Number	EB6938	EB6938
Unit	mV	mV
Max Limit	430	430
Min Limit	0.1	0.1

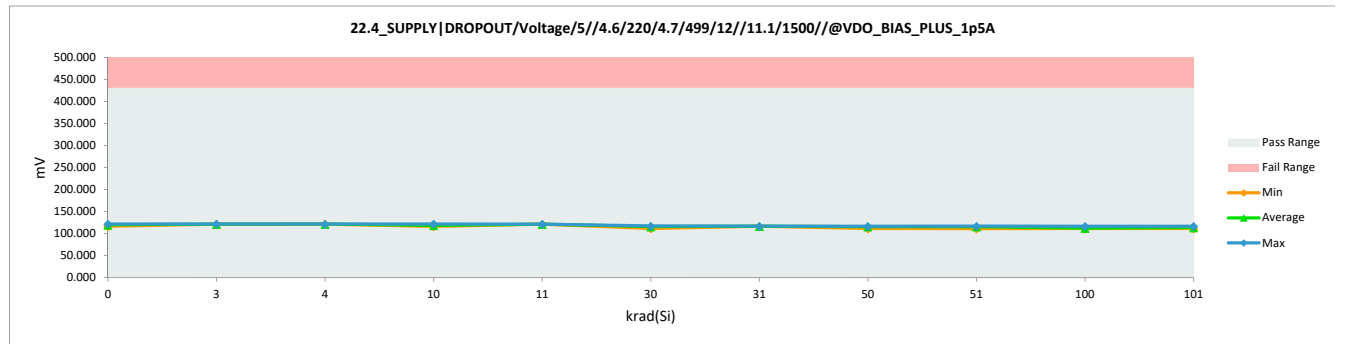
krad(Si)	Serial #	Pre	Post	Delta
0	51	121.347	121.680	0.333
0	52	121.149	116.653	-4.496
0	53	121.274	121.493	0.219
0	54	116.386	116.698	0.312
0	55	125.912	121.578	-4.334
3	26	121.084	121.101	0.017
3	27	120.996	121.392	0.396
3	28	121.338	121.694	0.356
3	29	121.536	121.572	0.036
3	30	120.935	121.612	0.677
4	1	121.609	121.565	-0.044
4	2	121.581	121.367	-0.214
4	3	121.541	121.342	-0.199
4	4	121.144	121.486	0.342
4	5	121.361	121.379	0.018
10	31	121.476	116.830	-4.646
10	32	121.439	116.622	-4.817
10	33	121.460	121.804	0.344
10	34	116.472	121.062	4.590
10	35	120.772	116.157	-4.615
11	6	121.045	121.288	0.243
11	7	121.397	121.203	-0.194
11	8	121.042	121.345	0.303
11	9	121.730	121.327	-0.403
11	10	121.305	121.315	0.010
30	36	121.206	116.644	-4.562
30	37	126.371	116.607	-9.764
30	38	120.980	117.105	-3.875
30	39	120.952	116.738	-4.214
30	40	121.158	111.541	-9.617
31	15	121.415	116.613	-4.802
31	16	121.739	116.521	-5.218
31	17	121.311	116.830	-4.481
31	18	121.335	116.625	-4.710
31	19	121.121	116.484	-4.637
50	41	121.476	111.308	-10.168
50	42	121.329	116.628	-4.701
50	43	126.214	116.494	-9.720
50	44	121.696	116.399	-5.297
50	45	121.341	116.421	-4.920
51	11	121.375	116.344	-5.031
51	12	121.406	111.271	-10.135
51	13	126.248	116.785	-9.463
51	14	121.369	116.374	-4.995
51	20	121.256	116.387	-4.869
100	46	121.426	111.351	-10.075
100	47	121.357	111.418	-9.939
100	48	121.106	111.700	-9.406
100	49	121.442	116.647	-4.795
100	50	121.188	111.358	-9.830
101	21	121.200	111.415	-9.785
101	22	121.326	111.697	-9.629
101	23	126.278	116.616	-9.662



## 22.4\_SUPPLY|DROPOUT/V

Test Site	Dallas
Tester	ETS-364
Test Number	EB6938
Max Limit	430 mV
Min Limit	0.1 mV

krad(Si)	0	3	4	10	11	30	31	50	51	100	101
LL	0.100	0.100	0.100	0.100	0.100	0.100	0.100	0.100	0.100	0.100	0.100
Min	116.653	121.101	121.342	116.157	121.203	111.541	116.484	111.308	111.271	111.351	111.415
Average	119.620	121.474	121.428	118.495	121.296	115.727	116.615	115.450	115.432	112.495	113.508
Max	121.680	121.694	121.565	121.804	121.345	117.105	116.830	116.628	116.785	116.647	116.616
UL	430.000	430.000	430.000	430.000	430.000	430.000	430.000	430.000	430.000	430.000	430.000



### HDR Report TPS7H1111-QMLP

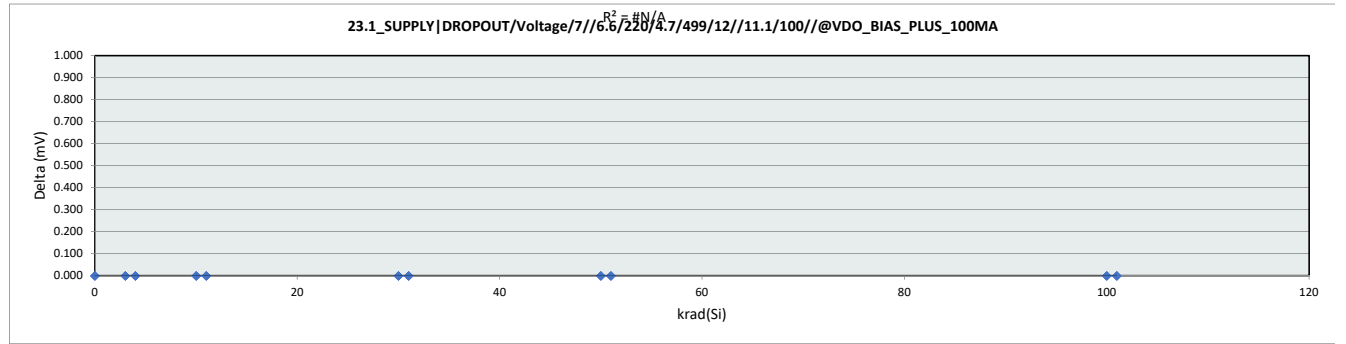
101	24	121.313	116.389	-4.924
101	25	121.265	111.421	-9.844
	Max	126.371	121.804	4.590
	Average	121.573	117.413	-4.161
	Min	116.386	111.271	-10.168
	Std Dev	1.753	3.594	4.039



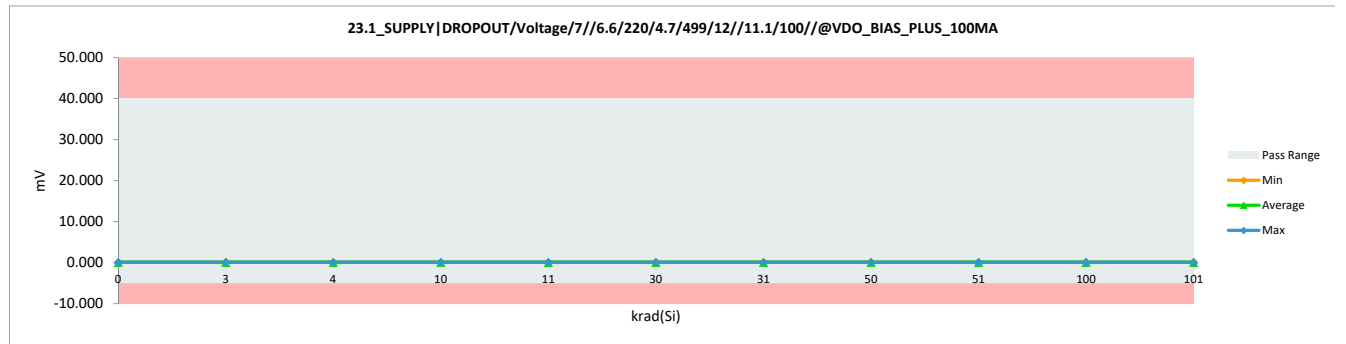
HDR Report  
TPS7H1111-QMLP

23.1_SUPPLY DROPOUT V		
Test Site	Dallas	Dallas
Tester	ETS-364	ETS-364
Test Number	EB6938	EB6938
Unit	mV	mV
Max Limit	40	40
Min Limit	-5	-5

krad(Si)	Serial #	Pre	Post	Delta
0	51	0.110	0.110	0.000
0	52	0.110	0.110	0.000
0	53	0.110	0.110	0.000
0	54	0.110	0.110	0.000
0	55	0.110	0.110	0.000
3	26	0.110	0.110	0.000
3	27	0.110	0.110	0.000
3	28	0.110	0.110	0.000
3	29	0.110	0.110	0.000
3	30	0.110	0.110	0.000
4	1	0.110	0.110	0.000
4	2	0.110	0.110	0.000
4	3	0.110	0.110	0.000
4	4	0.110	0.110	0.000
4	5	0.110	0.110	0.000
10	31	0.110	0.110	0.000
10	32	0.110	0.110	0.000
10	33	0.110	0.110	0.000
10	34	0.110	0.110	0.000
10	35	0.110	0.110	0.000
11	6	0.110	0.110	0.000
11	7	0.110	0.110	0.000
11	8	0.110	0.110	0.000
11	9	0.110	0.110	0.000
11	10	0.110	0.110	0.000
30	36	0.110	0.110	0.000
30	37	0.110	0.110	0.000
30	38	0.110	0.110	0.000
30	39	0.110	0.110	0.000
30	40	0.110	0.110	0.000
31	15	0.110	0.110	0.000
31	16	0.110	0.110	0.000
31	17	0.110	0.110	0.000
31	18	0.110	0.110	0.000
31	19	0.110	0.110	0.000
50	41	0.110	0.110	0.000
50	42	0.110	0.110	0.000
50	43	0.110	0.110	0.000
50	44	0.110	0.110	0.000
50	45	0.110	0.110	0.000
51	11	0.110	0.110	0.000
51	12	0.110	0.110	0.000
51	13	0.110	0.110	0.000
51	14	0.110	0.110	0.000
51	20	0.110	0.110	0.000
100	46	0.110	0.110	0.000
100	47	0.110	0.110	0.000
100	48	0.110	0.110	0.000
100	49	0.110	0.110	0.000
100	50	0.110	0.110	0.000
101	21	0.110	0.110	0.000
101	22	0.110	0.110	0.000
101	23	0.110	0.110	0.000



23.1_SUPPLY DROPOUT												
Test Site	Dallas											
Tester	ETS-364											
Test Number	EB6938											
Max Limit	40 mV											
Min Limit	-5 mV											
krad(Si)	0	3	4	10	11	30	31	50	51	100	101	
LL	-5.000	-5.000	-5.000	-5.000	-5.000	-5.000	-5.000	-5.000	-5.000	-5.000	-5.000	
Min	0.110	0.110	0.110	0.110	0.110	0.110	0.110	0.110	0.110	0.110	0.110	
Average	0.110	0.110	0.110	0.110	0.110	0.110	0.110	0.110	0.110	0.110	0.110	
Max	0.110	0.110	0.110	0.110	0.110	0.110	0.110	0.110	0.110	0.110	0.110	
UL	40.000	40.000	40.000	40.000	40.000	40.000	40.000	40.000	40.000	40.000	40.000	



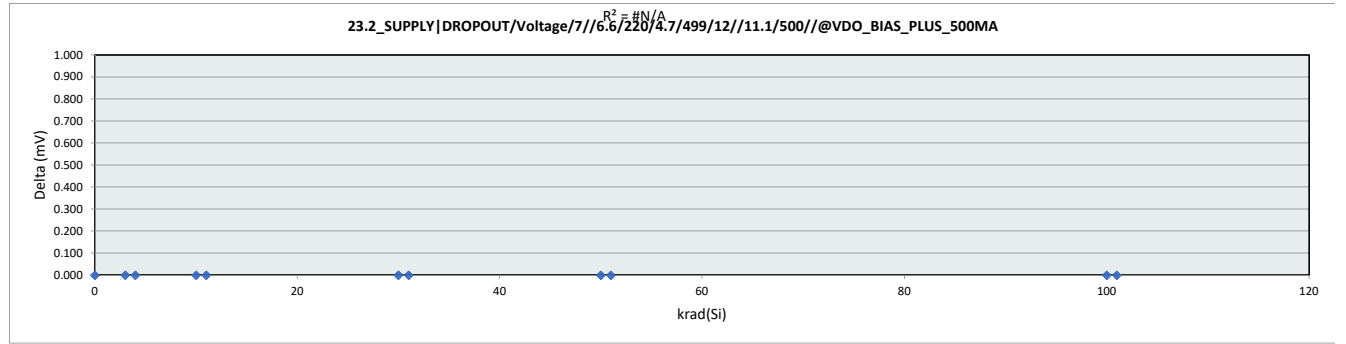
### HDR Report TPS7H1111-QMLP

101	24	0.110	0.110	0.000
101	25	0.110	0.110	0.000
	Max	0.110	0.110	0.000
	Average	0.110	0.110	0.000
	Min	0.110	0.110	0.000
	Std Dev	0.000	0.000	0.000

HDR Report  
TPS7H1111-QMLP

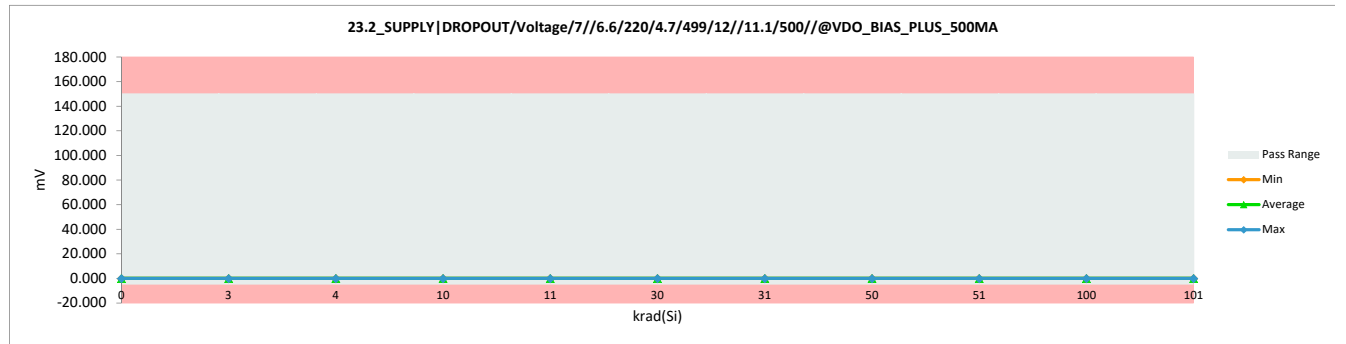
23.2_SUPPLY DROPOUT V		
Test Site	Dallas	Dallas
Tester	ETS-364	ETS-364
Test Number	EB6938	EB6938
Unit	mV	mV
Max Limit	150	150
Min Limit	-5	-5

krad(Si)	Serial #	Pre	Post	Delta
0	51	0.110	0.110	0.000
0	52	0.110	0.110	0.000
0	53	0.110	0.110	0.000
0	54	0.110	0.110	0.000
0	55	0.110	0.110	0.000
3	26	0.110	0.110	0.000
3	27	0.110	0.110	0.000
3	28	0.110	0.110	0.000
3	29	0.110	0.110	0.000
3	30	0.110	0.110	0.000
4	1	0.110	0.110	0.000
4	2	0.110	0.110	0.000
4	3	0.110	0.110	0.000
4	4	0.110	0.110	0.000
4	5	0.110	0.110	0.000
10	31	0.110	0.110	0.000
10	32	0.110	0.110	0.000
10	33	0.110	0.110	0.000
10	34	0.110	0.110	0.000
10	35	0.110	0.110	0.000
11	6	0.110	0.110	0.000
11	7	0.110	0.110	0.000
11	8	0.110	0.110	0.000
11	9	0.110	0.110	0.000
11	10	0.110	0.110	0.000
30	36	0.110	0.110	0.000
30	37	0.110	0.110	0.000
30	38	0.110	0.110	0.000
30	39	0.110	0.110	0.000
30	40	0.110	0.110	0.000
31	15	0.110	0.110	0.000
31	16	0.110	0.110	0.000
31	17	0.110	0.110	0.000
31	18	0.110	0.110	0.000
31	19	0.110	0.110	0.000
50	41	0.110	0.110	0.000
50	42	0.110	0.110	0.000
50	43	0.110	0.110	0.000
50	44	0.110	0.110	0.000
50	45	0.110	0.110	0.000
51	11	0.110	0.110	0.000
51	12	0.110	0.110	0.000
51	13	0.110	0.110	0.000
51	14	0.110	0.110	0.000
51	20	0.110	0.110	0.000
100	46	0.110	0.110	0.000
100	47	0.110	0.110	0.000
100	48	0.110	0.110	0.000
100	49	0.110	0.110	0.000
100	50	0.110	0.110	0.000
101	21	0.110	0.110	0.000
101	22	0.110	0.110	0.000
101	23	0.110	0.110	0.000



23.2_SUPPLY DROPOUT V	
Test Site	Dallas
Tester	ETS-364
Test Number	EB6938
Max Limit	150 mV
Min Limit	-5 mV

krad(Si)	0	3	4	10	11	30	31	50	51	100	101
LL	-5.000	-5.000	-5.000	-5.000	-5.000	-5.000	-5.000	-5.000	-5.000	-5.000	-5.000
Min	0.110	0.110	0.110	0.110	0.110	0.110	0.110	0.110	0.110	0.110	0.110
Average	0.110	0.110	0.110	0.110	0.110	0.110	0.110	0.110	0.110	0.110	0.110
Max	0.110	0.110	0.110	0.110	0.110	0.110	0.110	0.110	0.110	0.110	0.110
UL	150.000	150.000	150.000	150.000	150.000	150.000	150.000	150.000	150.000	150.000	150.000



### HDR Report TPS7H1111-QMLP

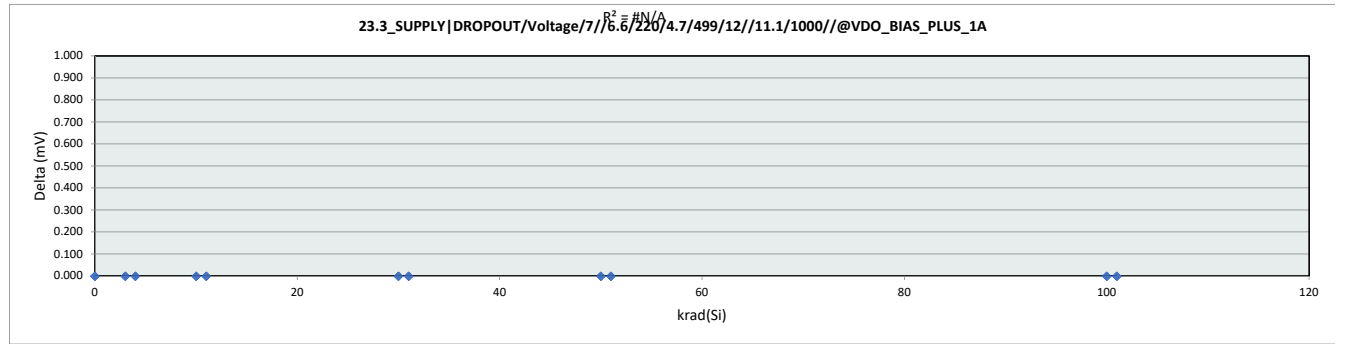
101	24	0.110	0.110	0.000
101	25	0.110	0.110	0.000
	Max	0.110	0.110	0.000
	Average	0.110	0.110	0.000
	Min	0.110	0.110	0.000
	Std Dev	0.000	0.000	0.000

HDR Report  
TPS7H1111-QMLP

23.3\_SUPPLY|DROPOUT|V

Test Site	Dallas	Dallas
Tester	ETS-364	ETS-364
Test Number	EB6938	EB6938
Unit	mV	mV
Max Limit	280	280
Min Limit	0.1	0.1

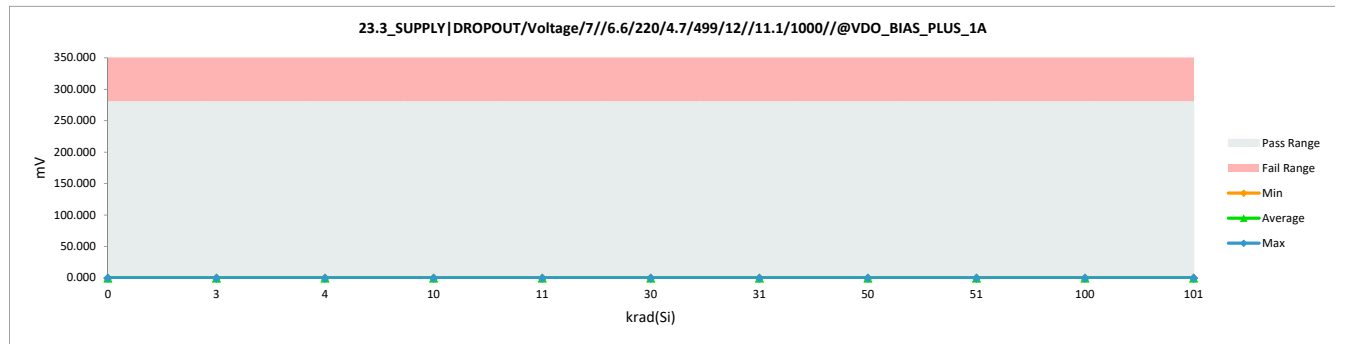
krad(Si)	Serial #	Pre	Post	Delta
0	51	0.110	0.110	0.000
0	52	0.110	0.110	0.000
0	53	0.110	0.110	0.000
0	54	0.110	0.110	0.000
0	55	0.110	0.110	0.000
3	26	0.110	0.110	0.000
3	27	0.110	0.110	0.000
3	28	0.110	0.110	0.000
3	29	0.110	0.110	0.000
3	30	0.110	0.110	0.000
4	1	0.110	0.110	0.000
4	2	0.110	0.110	0.000
4	3	0.110	0.110	0.000
4	4	0.110	0.110	0.000
4	5	0.110	0.110	0.000
10	31	0.110	0.110	0.000
10	32	0.110	0.110	0.000
10	33	0.110	0.110	0.000
10	34	0.110	0.110	0.000
10	35	0.110	0.110	0.000
11	6	0.110	0.110	0.000
11	7	0.110	0.110	0.000
11	8	0.110	0.110	0.000
11	9	0.110	0.110	0.000
11	10	0.110	0.110	0.000
30	36	0.110	0.110	0.000
30	37	0.110	0.110	0.000
30	38	0.110	0.110	0.000
30	39	0.110	0.110	0.000
30	40	0.110	0.110	0.000
31	15	0.110	0.110	0.000
31	16	0.110	0.110	0.000
31	17	0.110	0.110	0.000
31	18	0.110	0.110	0.000
31	19	0.110	0.110	0.000
50	41	0.110	0.110	0.000
50	42	0.110	0.110	0.000
50	43	0.110	0.110	0.000
50	44	0.110	0.110	0.000
50	45	0.110	0.110	0.000
51	11	0.110	0.110	0.000
51	12	0.110	0.110	0.000
51	13	0.110	0.110	0.000
51	14	0.110	0.110	0.000
51	20	0.110	0.110	0.000
100	46	0.110	0.110	0.000
100	47	0.110	0.110	0.000
100	48	0.110	0.110	0.000
100	49	0.110	0.110	0.000
100	50	0.110	0.110	0.000
101	21	0.110	0.110	0.000
101	22	0.110	0.110	0.000
101	23	0.110	0.110	0.000



23.3\_SUPPLY|DROPOUT|V

Test Site	Dallas
Tester	ETS-364
Test Number	EB6938
Max Limit	280 mV
Min Limit	0.1 mV

krad(Si)	0	3	4	10	11	30	31	50	51	100	101
LL	0.100	0.100	0.100	0.100	0.100	0.100	0.100	0.100	0.100	0.100	0.100
Min	0.110	0.110	0.110	0.110	0.110	0.110	0.110	0.110	0.110	0.110	0.110
Average	0.110	0.110	0.110	0.110	0.110	0.110	0.110	0.110	0.110	0.110	0.110
Max	0.110	0.110	0.110	0.110	0.110	0.110	0.110	0.110	0.110	0.110	0.110
UL	280.000	280.000	280.000	280.000	280.000	280.000	280.000	280.000	280.000	280.000	280.000



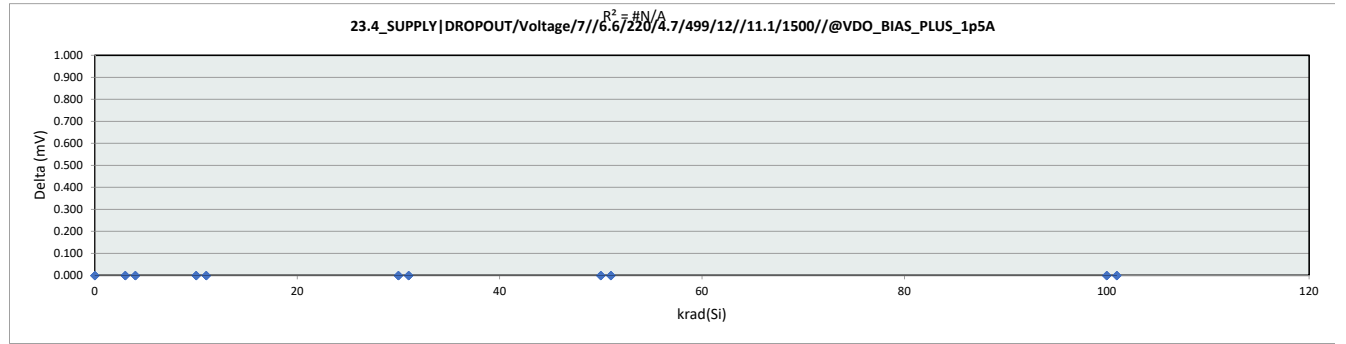
### HDR Report TPS7H1111-QMLP

101	24	0.110	0.110	0.000
101	25	0.110	0.110	0.000
	Max	0.110	0.110	0.000
	Average	0.110	0.110	0.000
	Min	0.110	0.110	0.000
	Std Dev	0.000	0.000	0.000

HDR Report  
TPS7H1111-QMLP

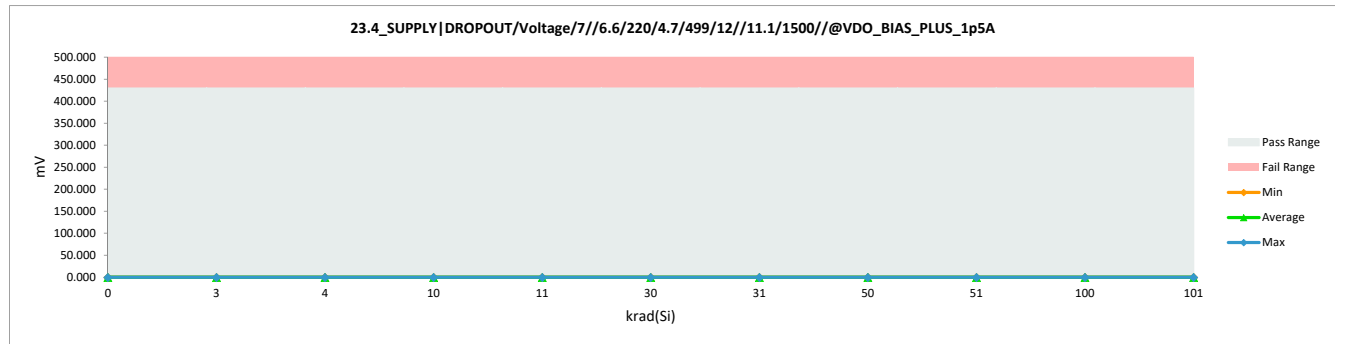
		23.4_SUPPLY DROPOUT/V	
Test Site		Dallas	Dallas
Tester		ETS-364	ETS-364
Test Number		EB6938	EB6938
Unit		mV	mV
Max Limit		430	430
Min Limit		0.1	0.1

krad(Si)	Serial #	Pre	Post	Delta
0	51	0.110	0.110	0.000
0	52	0.110	0.110	0.000
0	53	0.110	0.110	0.000
0	54	0.110	0.110	0.000
0	55	0.110	0.110	0.000
3	26	0.110	0.110	0.000
3	27	0.110	0.110	0.000
3	28	0.110	0.110	0.000
3	29	0.110	0.110	0.000
3	30	0.110	0.110	0.000
4	1	0.110	0.110	0.000
4	2	0.110	0.110	0.000
4	3	0.110	0.110	0.000
4	4	0.110	0.110	0.000
4	5	0.110	0.110	0.000
10	31	0.110	0.110	0.000
10	32	0.110	0.110	0.000
10	33	0.110	0.110	0.000
10	34	0.110	0.110	0.000
10	35	0.110	0.110	0.000
11	6	0.110	0.110	0.000
11	7	0.110	0.110	0.000
11	8	0.110	0.110	0.000
11	9	0.110	0.110	0.000
11	10	0.110	0.110	0.000
30	36	0.110	0.110	0.000
30	37	0.110	0.110	0.000
30	38	0.110	0.110	0.000
30	39	0.110	0.110	0.000
30	40	0.110	0.110	0.000
31	15	0.110	0.110	0.000
31	16	0.110	0.110	0.000
31	17	0.110	0.110	0.000
31	18	0.110	0.110	0.000
31	19	0.110	0.110	0.000
50	41	0.110	0.110	0.000
50	42	0.110	0.110	0.000
50	43	0.110	0.110	0.000
50	44	0.110	0.110	0.000
50	45	0.110	0.110	0.000
51	11	0.110	0.110	0.000
51	12	0.110	0.110	0.000
51	13	0.110	0.110	0.000
51	14	0.110	0.110	0.000
51	20	0.110	0.110	0.000
100	46	0.110	0.110	0.000
100	47	0.110	0.110	0.000
100	48	0.110	0.110	0.000
100	49	0.110	0.110	0.000
100	50	0.110	0.110	0.000
101	21	0.110	0.110	0.000
101	22	0.110	0.110	0.000
101	23	0.110	0.110	0.000



		23.4_SUPPLY DROPOUT/V	
Test Site		Dallas	Dallas
Tester		ETS-364	ETS-364
Test Number		EB6938	EB6938
Unit		mV	mV
Max Limit		430	430
Min Limit		0.1	0.1

krad(Si)	0	3	4	10	11	30	31	50	51	100	101
LL	0.100	0.100	0.100	0.100	0.100	0.100	0.100	0.100	0.100	0.100	0.100
Min	0.110	0.110	0.110	0.110	0.110	0.110	0.110	0.110	0.110	0.110	0.110
Average	0.110	0.110	0.110	0.110	0.110	0.110	0.110	0.110	0.110	0.110	0.110
Max	0.110	0.110	0.110	0.110	0.110	0.110	0.110	0.110	0.110	0.110	0.110
UL	430.000	430.000	430.000	430.000	430.000	430.000	430.000	430.000	430.000	430.000	430.000



### HDR Report TPS7H1111-QMLP

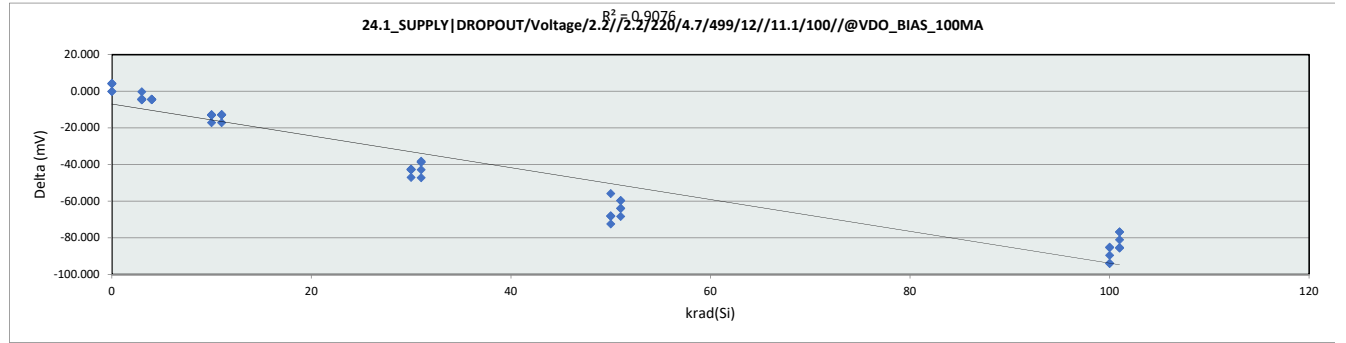
101	24	0.110	0.110	0.000
101	25	0.110	0.110	0.000
	Max	0.110	0.110	0.000
	Average	0.110	0.110	0.000
	Min	0.110	0.110	0.000
	Std Dev	0.000	0.000	0.000



# HDR Report TPS7H1111-QMLP

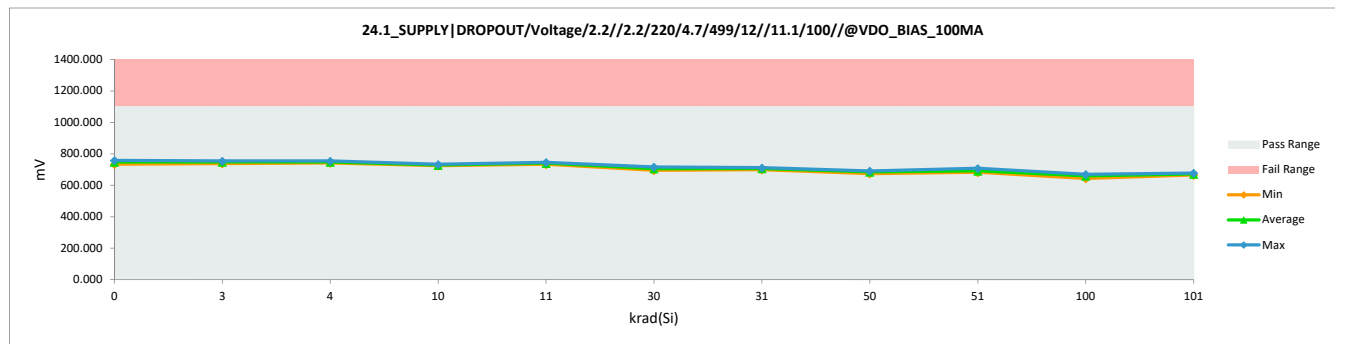
24.1_SUPPLY DROPOUT V		
Test Site	Dallas	Dallas
Tester	ETS-364	ETS-364
Test Number	EB6938	EB6938
Unit	mV	mV
Max Limit	1100	1100
Min Limit	0.1	0.1

krad(Si)	Serial #	Pre	Post	Delta
0	51	745.781	750.252	4.471
0	52	745.978	750.363	4.385
0	53	754.484	758.665	4.181
0	54	733.400	733.486	0.086
0	55	750.226	750.259	0.033
3	26	754.645	750.263	-4.382
3	27	750.162	745.828	-4.334
3	28	741.642	737.707	-3.935
3	29	758.849	754.381	-4.468
3	30	750.313	750.226	-0.087
4	1	758.972	754.611	-4.361
4	2	754.522	750.194	-4.328
4	3	746.014	741.841	-4.173
4	4	750.402	746.142	-4.260
4	5	750.280	745.909	-4.371
10	31	741.660	724.704	-16.956
10	32	741.770	728.903	-12.867
10	33	746.143	733.283	-12.860
10	34	741.648	729.029	-12.619
10	35	737.379	724.709	-12.670
11	6	750.158	737.583	-12.575
11	7	745.947	733.225	-12.722
11	8	758.722	741.769	-16.953
11	9	754.521	741.894	-12.627
11	10	758.748	746.043	-12.705
30	36	750.346	707.690	-42.656
30	37	758.915	716.243	-42.672
30	38	754.433	707.589	-46.844
30	39	737.346	695.048	-42.298
30	40	741.652	699.228	-42.424
31	15	745.829	707.783	-38.046
31	16	750.436	703.392	-47.044
31	17	746.106	707.621	-38.485
31	18	741.725	699.113	-42.612
31	19	750.285	711.793	-38.492
50	41	750.170	682.289	-67.881
50	42	745.989	690.383	-55.606
50	43	762.927	690.715	-72.212
50	44	741.637	673.757	-67.880
50	45	754.585	686.505	-68.080
51	11	754.440	694.984	-59.456
51	12	750.231	682.066	-68.165
51	13	771.432	707.659	-63.773
51	14	750.308	690.839	-59.469
51	20	745.904	682.189	-63.715
100	46	750.338	656.561	-93.777
100	47	750.131	665.256	-84.875
100	48	737.428	643.715	-93.713
100	49	758.823	669.437	-89.386
100	50	746.158	660.978	-85.180
101	21	750.081	665.019	-85.062
101	22	754.390	677.748	-76.642
101	23	758.843	673.409	-85.434



24.1_SUPPLY DROPOUT V		
Test Site	Dallas	
Tester	ETS-364	
Test Number	EB6938	
Max Limit	1100	mV
Min Limit	0.1	mV

krad(Si)	0	3	4	10	11	30	31	50	51	100	101
LL	0.100	0.100	0.100	0.100	0.100	0.100	0.100	0.100	0.100	0.100	0.100
Min	733.486	737.707	741.841	724.704	733.225	695.048	699.113	673.757	682.066	643.715	665.019
Average	748.605	747.681	747.739	728.126	740.103	705.160	705.940	684.730	691.547	659.189	671.777
Max	758.665	754.381	754.611	733.283	746.043	716.243	711.793	690.715	707.659	669.437	677.748
UL	1100.000	1100.000	1100.000	1100.000	1100.000	1100.000	1100.000	1100.000	1100.000	1100.000	1100.000



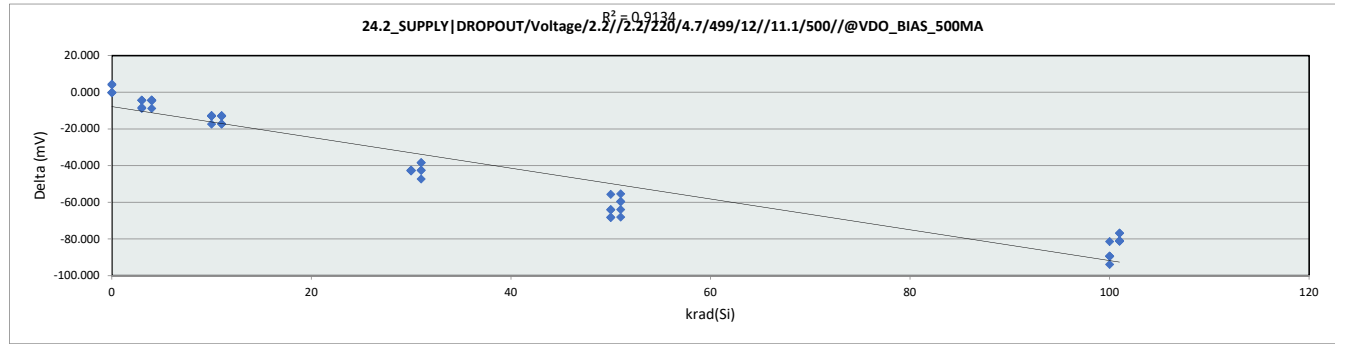
### HDR Report TPS7H1111-QMLP

101	24	750.170	669.278	-80.892
101	25	750.017	673.429	-76.588
	Max	771.432	758.665	4.471
	Average	749.699	711.872	-37.826
	Min	733.400	643.715	-93.777
	Std Dev	7.112	31.972	32.232

# HDR Report TPS7H1111-QMLP

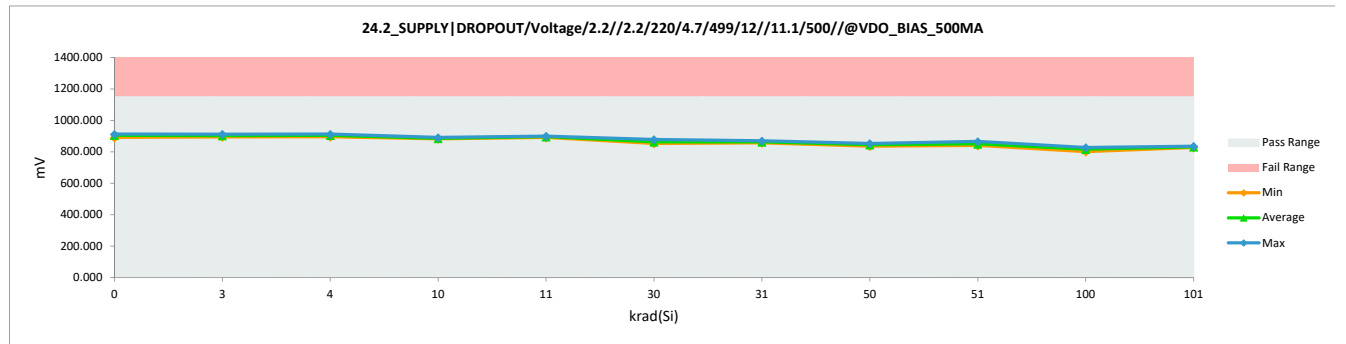
		24.2_SUPPLY DROPOUT V	
Test Site		Dallas	Dallas
Tester		ETS-364	ETS-364
Test Number		EB6938	EB6938
Unit		mV	mV
Max Limit		1150	1150
Min Limit		0.1	0.1

krad(Si)	Serial #	Pre	Post	Delta
0	51	903.638	907.835	4.197
0	52	903.552	903.421	-0.131
0	53	912.171	912.063	-0.108
0	54	886.505	891.069	4.564
0	55	907.743	907.843	0.100
3	26	912.106	903.434	-8.672
3	27	907.566	899.452	-8.114
3	28	899.329	895.121	-4.208
3	29	916.423	912.190	-4.233
3	30	907.831	903.624	-4.207
4	1	916.207	912.081	-4.126
4	2	912.153	907.721	-4.432
4	3	903.701	895.013	-8.688
4	4	907.693	903.613	-4.080
4	5	907.741	903.492	-4.249
10	31	899.290	882.118	-17.172
10	32	895.102	882.301	-12.801
10	33	903.377	890.866	-12.511
10	34	899.335	886.612	-12.723
10	35	895.010	882.292	-12.718
11	6	907.676	895.110	-12.566
11	7	903.634	890.922	-12.712
11	8	912.111	894.884	-17.227
11	9	912.151	899.251	-12.900
11	10	916.265	899.271	-16.994
30	36	907.581	865.273	-42.308
30	37	920.618	878.182	-42.436
30	38	907.765	865.286	-42.479
30	39	895.033	852.631	-42.402
30	40	895.210	852.456	-42.754
31	15	903.686	865.480	-38.206
31	16	907.897	860.806	-47.091
31	17	903.510	861.075	-42.435
31	18	899.242	856.923	-42.319
31	19	907.689	869.489	-38.200
50	41	907.801	839.816	-67.985
50	42	903.619	848.079	-55.540
50	43	920.671	852.484	-68.187
50	44	899.211	835.413	-63.798
50	45	912.102	848.104	-63.998
51	11	911.957	852.624	-59.333
51	12	907.805	839.875	-67.930
51	13	929.062	865.243	-63.819
51	14	907.769	848.253	-59.516
51	20	899.236	844.014	-55.222
100	46	907.742	814.031	-93.711
100	47	907.818	818.540	-89.278
100	48	890.704	801.412	-89.292
100	49	916.227	827.021	-89.206
100	50	899.547	818.335	-81.212
101	21	907.768	826.675	-81.093
101	22	912.077	835.388	-76.689
101	23	916.473	835.517	-80.956



		24.2_SUPPLY DROPOUT V	
Test Site		Dallas	
Tester		ETS-364	
Test Number		EB6938	
Max Limit		1150	mV
Min Limit		0.1	mV

krad(Si)	0	3	4	10	11	30	31	50	51	100	101
LL	0.100	0.100	0.100	0.100	0.100	0.100	0.100	0.100	0.100	0.100	0.100
Min	891.069	895.121	895.013	882.118	890.922	852.456	856.923	835.413	839.875	801.412	826.675
Average	904.446	902.764	904.384	884.838	895.888	862.766	862.755	844.779	850.002	815.868	831.079
Max	912.063	912.190	912.081	890.866	899.271	878.182	869.489	852.484	865.243	827.021	835.517
UL	1150.000	1150.000	1150.000	1150.000	1150.000	1150.000	1150.000	1150.000	1150.000	1150.000	1150.000



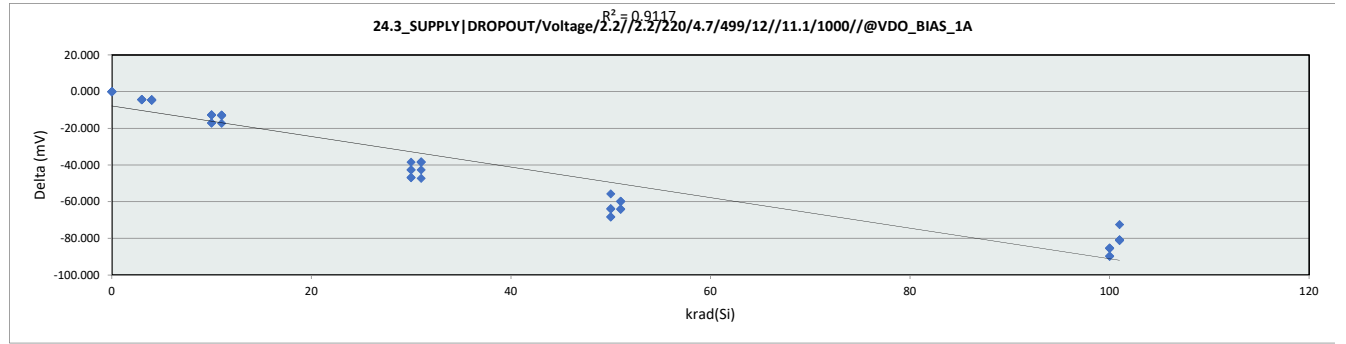
HDR Report  
TPS7H1111-QMLP

101	24	907.575	826.861	-80.714
101	25	907.591	830.955	-76.636
	Max	929.062	912.190	4.564
	Average	906.714	869.052	-37.663
	Min	886.505	801.412	-93.711
	Std Dev	7.778	30.967	31.068

# HDR Report TPS7H1111-QMLP

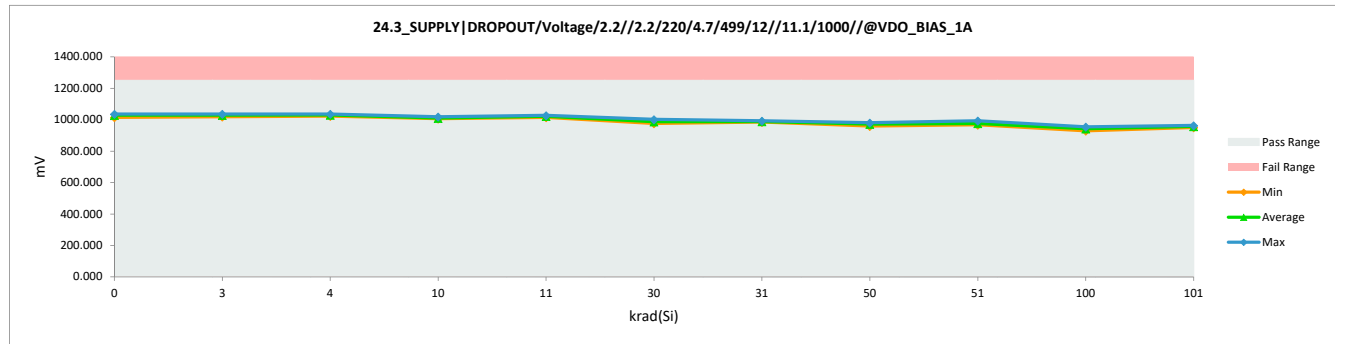
		24.3_SUPPLY DROPOUT/V	
Test Site	Dallas	Dallas	
Tester	ETS-364	ETS-364	
Test Number	EB6938	EB6938	
Unit	mV	mV	
Max Limit	1250	1250	
Min Limit	0.1	0.1	

krad(Si)	Serial #	Pre	Post	Delta
0	51	1031.292	1031.368	0.076
0	52	1027.077	1027.123	0.046
0	53	1035.696	1035.822	0.126
0	54	1014.159	1014.432	0.273
0	55	1035.623	1035.617	-0.006
3	26	1035.744	1031.436	-4.308
3	27	1031.261	1027.170	-4.091
3	28	1022.685	1018.484	-4.201
3	29	1039.891	1035.667	-4.224
3	30	1035.598	1031.455	-4.143
4	1	1039.958	1035.783	-4.175
4	2	1035.791	1031.310	-4.481
4	3	1027.113	1022.675	-4.438
4	4	1035.687	1031.161	-4.526
4	5	1031.323	1027.025	-4.298
10	31	1022.815	1005.990	-16.825
10	32	1022.700	1010.246	-12.454
10	33	1031.258	1018.585	-12.673
10	34	1027.045	1010.032	-17.013
10	35	1018.365	1005.882	-12.483
11	6	1031.427	1018.529	-12.898
11	7	1026.990	1014.398	-12.592
11	8	1039.652	1022.545	-17.107
11	9	1039.919	1027.139	-12.780
11	10	1039.791	1026.989	-12.802
30	36	1031.276	988.806	-42.470
30	37	1044.143	1001.601	-42.542
30	38	1035.589	988.818	-46.771
30	39	1018.559	980.236	-38.323
30	40	1022.695	976.102	-46.593
31	15	1027.041	988.899	-38.142
31	16	1031.535	984.395	-47.140
31	17	1027.148	988.907	-38.241
31	18	1027.066	984.528	-42.538
31	19	1031.158	992.852	-38.306
50	41	1035.568	967.308	-68.260
50	42	1031.330	975.741	-55.589
50	43	1048.325	980.259	-68.066
50	44	1022.737	958.889	-63.848
50	45	1039.756	976.105	-63.651
51	11	1039.894	980.286	-59.608
51	12	1031.443	967.424	-64.019
51	13	1056.773	993.018	-63.755
51	14	1031.351	971.616	-59.735
51	20	1027.060	967.264	-59.796
100	46	1031.550	941.806	-89.744
100	47	1031.343	946.033	-85.310
100	48	1014.342	929.073	-85.269
100	49	1044.164	954.739	-89.425
100	50	1027.145	942.094	-85.051
101	21	1031.180	950.378	-80.802
101	22	1039.788	959.091	-80.697
101	23	1043.957	963.292	-80.665



		24.3_SUPPLY DROPOUT/V	
Test Site	Dallas	Dallas	
Tester	ETS-364	ETS-364	
Test Number	EB6938	EB6938	
Max Limit	1250	mV	
Min Limit	0.1	mV	

krad(Si)	0	3	4	10	11	30	31	50	51	100	101
LL	0.100	0.100	0.100	0.100	0.100	0.100	0.100	0.100	0.100	0.100	0.100
Min	1014.432	1018.484	1022.675	1005.882	1014.398	976.102	984.395	958.889	967.264	929.073	950.378
Average	1028.872	1028.842	1029.591	1010.147	1021.920	987.113	987.916	971.660	975.922	942.749	957.271
Max	1035.822	1035.667	1035.783	1018.585	1027.139	1001.601	992.852	980.259	993.018	954.739	963.292
UL	1250.000	1250.000	1250.000	1250.000	1250.000	1250.000	1250.000	1250.000	1250.000	1250.000	1250.000



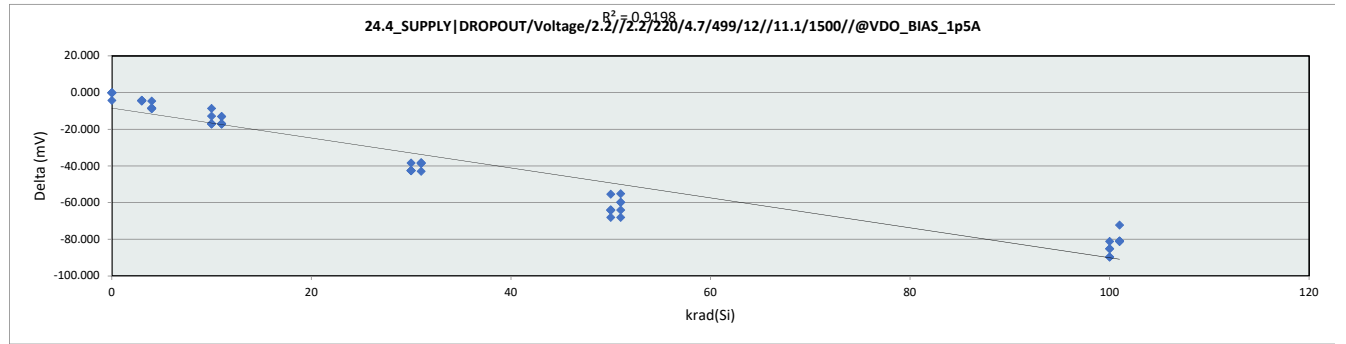
### HDR Report TPS7H1111-QMLP

101	24	1035.681	954.636	-81.045
101	25	1031.286	958.957	-72.329
	Max	1056.773	1035.822	0.273
	Average	1032.177	994.728	-37.450
	Min	1014.159	929.073	-89.744
	Std Dev	8.142	30.592	30.866

# HDR Report TPS7H1111-QMLP

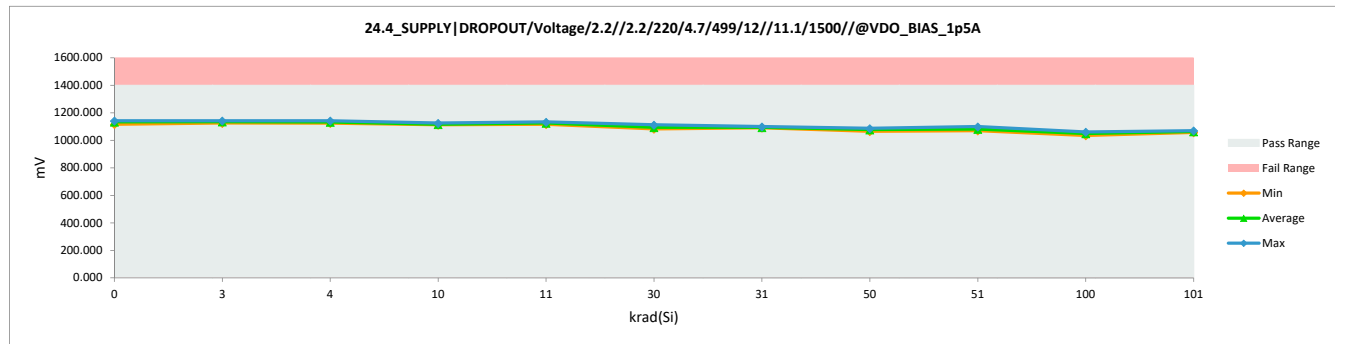
24.4_SUPPLY DROPOUT/V		
Test Site	Dallas	Dallas
Tester	ETS-364	ETS-364
Test Number	EB6938	EB6938
Unit	mV	mV
Max Limit	1400	1400
Min Limit	0.1	0.1

krad(Si)	Serial #	Pre	Post	Delta
0	51	1137.849	1133.746	-4.103
0	52	1133.691	1133.744	0.053
0	53	1142.027	1142.103	0.076
0	54	1116.588	1116.641	0.053
0	55	1142.011	1142.012	0.001
3	26	1142.075	1137.830	-4.245
3	27	1137.705	1133.678	-4.027
3	28	1129.356	1125.274	-4.082
3	29	1146.449	1142.004	-4.445
3	30	1142.155	1137.850	-4.305
4	1	1146.516	1142.008	-4.508
4	2	1142.123	1133.632	-8.491
4	3	1133.557	1125.279	-8.278
4	4	1142.244	1133.596	-8.648
4	5	1137.767	1129.516	-8.251
10	31	1129.090	1112.441	-16.649
10	32	1129.201	1112.341	-16.860
10	33	1133.517	1125.036	-8.481
10	34	1133.772	1116.765	-17.007
10	35	1125.036	1112.332	-12.704
11	6	1137.985	1125.150	-12.835
11	7	1133.604	1116.550	-17.054
11	8	1141.854	1125.150	-16.704
11	9	1146.363	1129.404	-16.959
11	10	1146.405	1133.440	-12.965
30	36	1137.777	1095.426	-42.351
30	37	1150.644	1112.408	-38.236
30	38	1137.905	1095.552	-42.353
30	39	1125.116	1082.671	-42.445
30	40	1125.067	1082.665	-42.402
31	15	1133.542	1095.463	-38.079
31	16	1133.625	1090.846	-42.779
31	17	1129.407	1091.059	-38.348
31	18	1129.495	1091.262	-38.233
31	19	1137.998	1099.473	-38.525
50	41	1137.997	1073.985	-64.012
50	42	1133.589	1078.346	-55.243
50	43	1154.826	1086.936	-67.890
50	44	1129.351	1065.510	-63.841
50	45	1146.427	1082.669	-63.758
51	11	1142.040	1087.020	-55.020
51	12	1137.774	1069.915	-67.859
51	13	1163.387	1099.525	-63.862
51	14	1137.852	1078.236	-59.616
51	20	1133.674	1073.941	-59.733
100	46	1137.825	1048.313	-89.512
100	47	1133.546	1052.540	-81.006
100	48	1120.843	1035.807	-85.036
100	49	1150.778	1061.303	-89.475
100	50	1133.532	1048.545	-84.987
101	21	1137.907	1056.885	-81.022
101	22	1146.345	1065.428	-80.917
101	23	1150.685	1069.687	-80.998



24.4_SUPPLY DROPOUT/V		
Test Site	Dallas	
Tester	ETS-364	
Test Number	EB6938	
Max Limit	1400	mV
Min Limit	0.1	mV

krad(Si)	0	3	4	10	11	30	31	50	51	100	101
LL	0.100	0.100	0.100	0.100	0.100	0.100	0.100	0.100	0.100	0.100	0.100
Min	1116.641	1125.274	1125.279	1112.332	1116.550	1082.665	1090.846	1065.510	1069.915	1035.807	1056.885
Average	1133.649	1135.327	1132.806	1115.783	1125.939	1093.744	1093.621	1077.489	1081.727	1049.302	1063.755
Max	1142.103	1142.004	1142.008	1125.036	1133.440	1112.408	1099.473	1086.936	1099.525	1061.303	1069.687
UL	1400.000	1400.000	1400.000	1400.000	1400.000	1400.000	1400.000	1400.000	1400.000	1400.000	1400.000



HDR Report  
TPS7H1111-QMLP

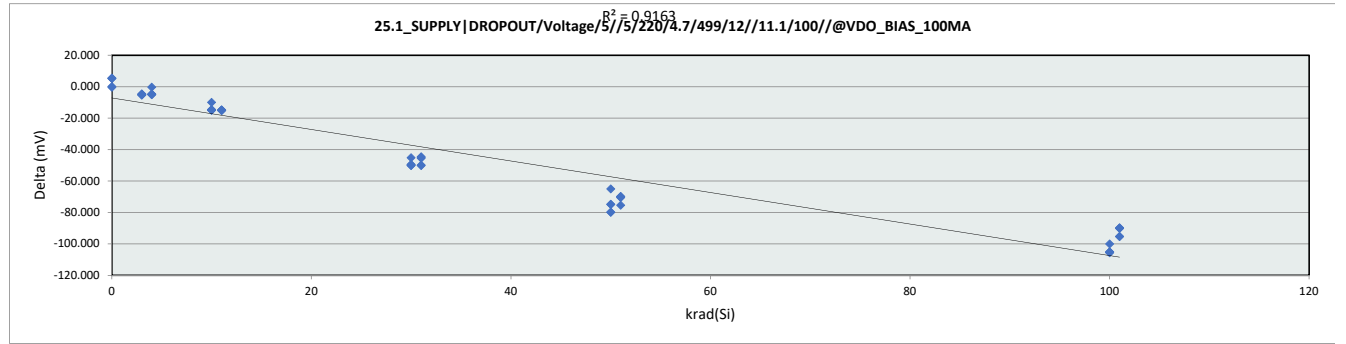
101	24	1141.956	1061.256	-80.700
101	25	1137.617	1065.521	-72.096
	Max	1163.387	1142.103	0.076
	Average	1137.772	1100.286	-37.486
	Min	1116.588	1035.807	-89.512
	Std Dev	8.500	30.078	30.090



# HDR Report TPS7H1111-QMLP

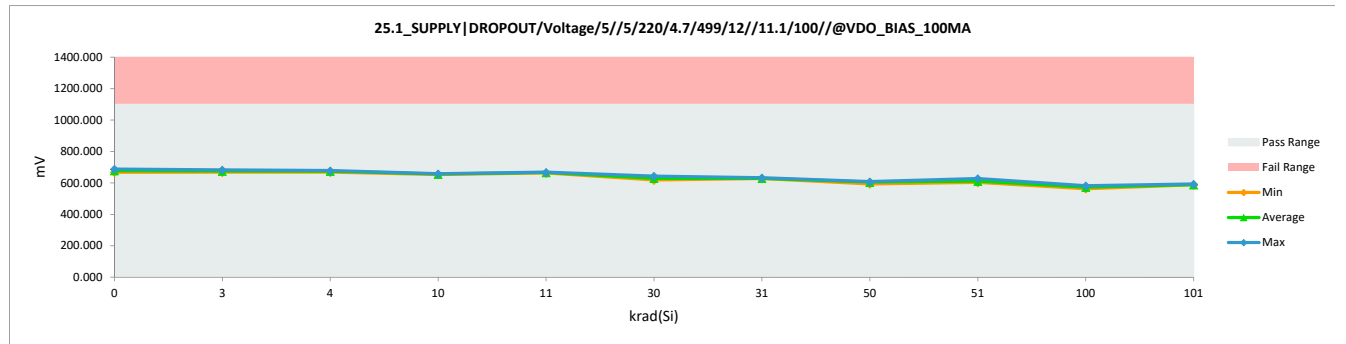
25.1_SUPPLY DROPOUT/V		
Test Site	Dallas	Dallas
Tester	ETS-364	ETS-364
Test Number	EB6938	EB6938
Unit	mV	mV
Max Limit	1100	1100
Min Limit	0.1	0.1

krad(Si)	Serial #	Pre	Post	Delta
0	51	677.872	677.654	-0.218
0	52	672.898	678.286	5.388
0	53	682.540	688.012	5.472
0	54	662.347	668.093	5.746
0	55	677.783	678.111	0.328
3	26	683.138	678.082	-5.056
3	27	677.413	672.973	-4.440
3	28	672.696	667.790	-4.906
3	29	687.844	682.802	-5.042
3	30	677.221	672.709	-4.512
4	1	682.654	678.038	-4.616
4	2	682.712	677.827	-4.885
4	3	672.275	667.826	-4.449
4	4	677.622	672.853	-4.769
4	5	677.713	677.659	-0.054
10	31	667.199	652.658	-14.541
10	32	667.319	657.526	-9.793
10	33	672.699	657.924	-14.775
10	34	672.822	658.055	-14.767
10	35	667.337	652.949	-14.388
11	6	677.652	663.115	-14.537
11	7	677.670	662.864	-14.806
11	8	682.717	667.836	-14.881
11	9	682.565	667.662	-14.903
11	10	682.433	667.662	-14.771
30	36	677.651	627.875	-49.776
30	37	687.942	642.998	-44.944
30	38	682.210	632.911	-49.299
30	39	667.550	617.979	-49.571
30	40	672.552	622.601	-49.951
31	15	672.623	628.209	-44.414
31	16	677.758	628.062	-49.696
31	17	677.715	627.729	-49.986
31	18	672.864	627.591	-45.273
31	19	677.652	632.801	-44.851
50	41	682.359	607.718	-74.641
50	42	672.631	607.770	-64.861
50	43	687.568	607.917	-79.651
50	44	672.766	593.174	-79.592
50	45	682.576	607.917	-74.659
51	11	682.889	613.300	-69.589
51	12	677.859	602.653	-75.206
51	13	697.869	627.576	-70.293
51	14	677.811	607.917	-69.894
51	20	672.473	602.640	-69.833
100	46	677.580	572.650	-104.930
100	47	677.709	572.772	-104.937
100	48	667.829	562.401	-105.428
100	49	687.785	582.675	-105.110
100	50	672.558	572.720	-99.838
101	21	683.004	587.897	-95.107
101	22	682.469	592.479	-89.990
101	23	682.695	587.548	-95.147



25.1_SUPPLY DROPOUT/V		
Test Site	Dallas	
Tester	ETS-364	
Test Number	EB6938	
Max Limit	1100	mV
Min Limit	0.1	mV

krad(Si)	0	3	4	10	11	30	31	50	51	100	101
LL	0.100	0.100	0.100	0.100	0.100	0.100	0.100	0.100	0.100	0.100	0.100
Min	668.093	667.790	667.826	652.658	662.864	617.979	627.591	593.174	602.640	562.401	587.548
Average	678.031	674.871	674.841	655.822	665.828	628.873	628.878	604.899	610.817	572.644	588.709
Max	688.012	682.802	678.038	658.055	667.836	642.998	632.801	607.917	627.576	582.675	592.479
UL	1100.000	1100.000	1100.000	1100.000	1100.000	1100.000	1100.000	1100.000	1100.000	1100.000	1100.000



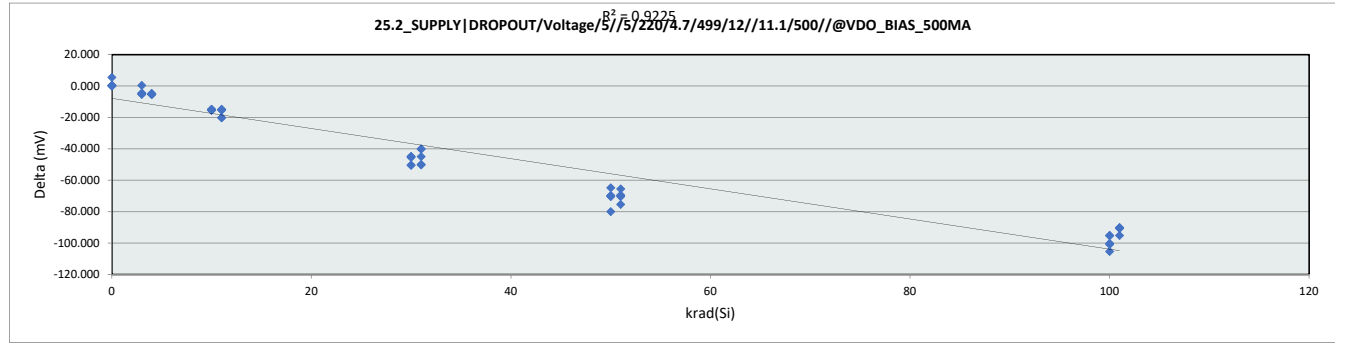
### HDR Report TPS7H1111-QMLP

101	24	677.367	587.640	-89.727
101	25	677.517	587.979	-89.538
	Max	697.869	688.012	5.746
	Average	677.727	634.928	-42.798
	Min	662.347	562.401	-105.428
	Std Dev	6.418	36.448	37.050

# HDR Report TPS7H1111-QMLP

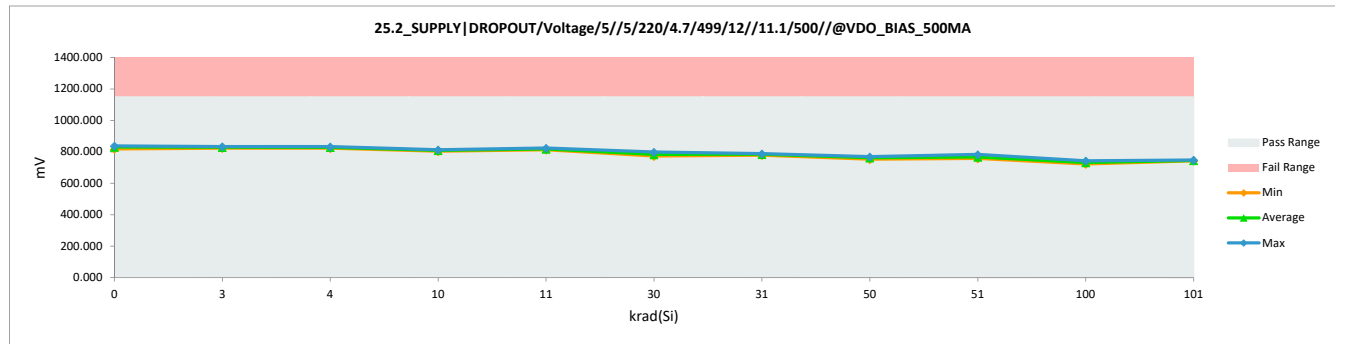
		25.2_SUPPLY DROPOUT V	
Test Site		Dallas	Dallas
Tester		ETS-364	ETS-364
Test Number		EB6938	EB6938
Unit		mV	mV
Max Limit		1150	1150
Min Limit		0.1	0.1

krad(Si)	Serial #	Pre	Post	Delta
0	51	827.859	833.539	5.680
0	52	827.975	828.628	0.653
0	53	837.731	838.127	0.396
0	54	817.990	818.095	0.105
0	55	832.861	833.318	0.457
3	26	837.877	833.401	-4.476
3	27	827.740	828.292	0.552
3	28	828.452	823.336	-5.116
3	29	838.284	833.370	-4.914
3	30	832.751	828.481	-4.270
4	1	838.071	833.018	-5.053
4	2	833.152	828.056	-5.096
4	3	827.805	822.806	-4.999
4	4	832.926	828.399	-4.527
4	5	833.243	828.001	-5.242
10	31	822.955	808.204	-14.751
10	32	823.302	808.207	-15.095
10	33	827.664	813.017	-14.647
10	34	828.352	813.036	-15.316
10	35	817.890	803.178	-14.712
11	6	833.068	813.118	-19.950
11	7	828.110	812.980	-15.130
11	8	838.247	818.291	-19.956
11	9	838.095	823.547	-14.548
11	10	838.076	822.981	-15.095
30	36	827.978	783.194	-44.784
30	37	842.680	798.091	-44.589
30	38	833.216	788.004	-45.212
30	39	822.968	772.733	-50.235
30	40	823.218	773.056	-50.162
31	15	827.927	788.054	-39.873
31	16	833.176	783.155	-50.021
31	17	827.929	783.161	-44.768
31	18	827.828	778.159	-49.669
31	19	827.979	788.007	-39.972
50	41	833.025	763.264	-69.761
50	42	827.935	763.315	-64.620
50	43	843.098	763.349	-79.749
50	44	822.867	752.679	-70.188
50	45	837.993	768.553	-69.440
51	11	838.193	772.918	-65.275
51	12	832.937	757.746	-75.191
51	13	853.399	783.235	-70.164
51	14	833.002	763.463	-69.539
51	20	827.777	758.525	-69.252
100	46	833.110	727.969	-105.141
100	47	828.036	732.843	-95.193
100	48	823.359	722.698	-100.661
100	49	842.863	742.972	-99.891
100	50	828.089	733.243	-94.846
101	21	832.991	742.990	-90.001
101	22	838.225	747.799	-90.426
101	23	842.863	747.958	-94.905



		25.2_SUPPLY DROPOUT V	
Test Site		Dallas	
Tester		ETS-364	
Test Number		EB6938	
Max Limit		1150	mV
Min Limit		0.1	mV

krad(Si)	0	3	4	10	11	30	31	50	51	100	101
LL	0.100	0.100	0.100	0.100	0.100	0.100	0.100	0.100	0.100	0.100	0.100
Min	818.095	823.336	822.806	803.178	812.980	772.733	778.159	752.679	757.746	722.698	742.846
Average	830.341	829.376	828.056	809.128	818.183	783.016	784.107	762.232	767.177	731.945	744.888
Max	838.127	833.401	833.018	813.036	823.547	798.091	788.054	768.553	783.235	742.972	747.958
UL	1150.000	1150.000	1150.000	1150.000	1150.000	1150.000	1150.000	1150.000	1150.000	1150.000	1150.000



### HDR Report TPS7H1111-QMLP

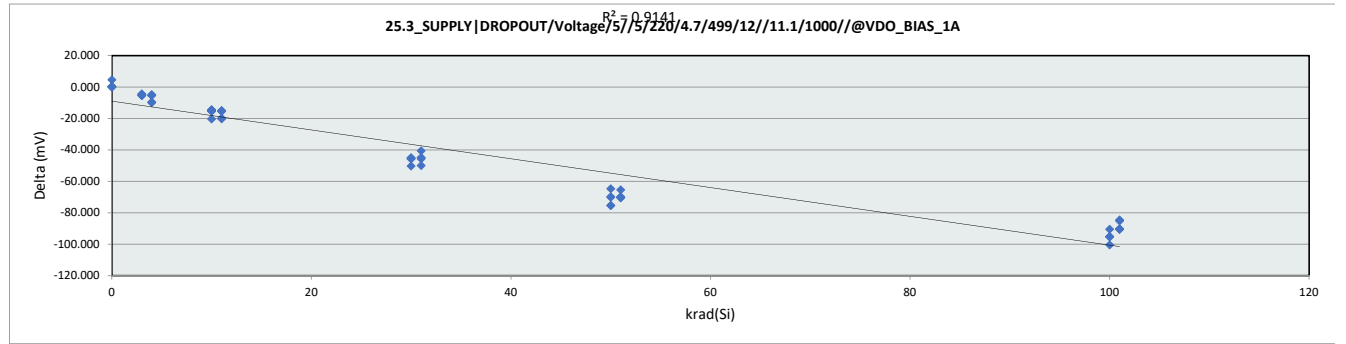
101	24	832.897	742.846	-90.051
101	25	833.047	742.846	-90.201
	Max	853.399	838.127	5.680
	Average	831.838	789.859	-41.979
	Min	817.890	722.698	-105.141
	Std Dev	6.753	34.627	35.358

# HDR Report TPS7H1111-QMLP

## 25.3\_SUPPLY|DROPOUT|V

Test Site	Dallas	Dallas
Tester	ETS-364	ETS-364
Test Number	EB6938	EB6938
Unit	mV	mV
Max Limit	1250	1250
Min Limit	0.1	0.1

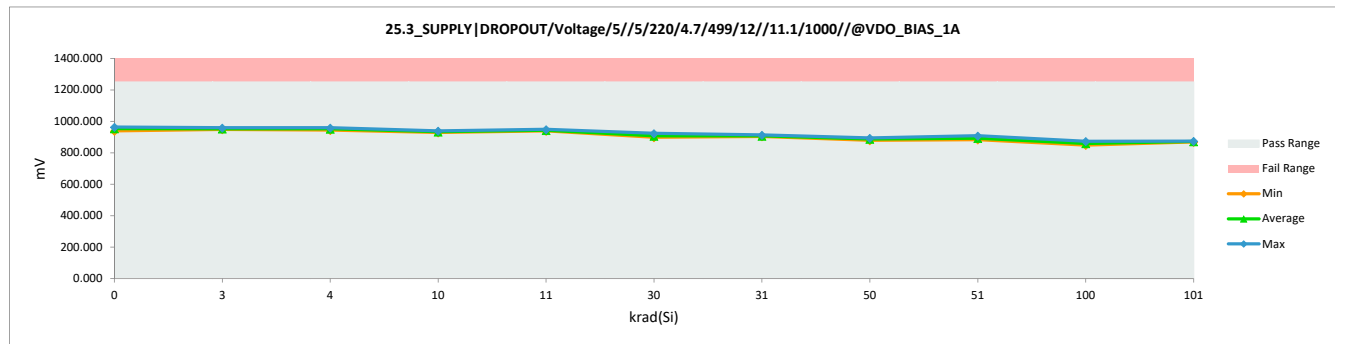
krad(Si)	Serial #	Pre	Post	Delta
0	51	953.188	953.564	0.376
0	52	953.078	953.517	0.439
0	53	958.875	963.695	4.820
0	54	938.343	938.912	0.569
0	55	958.642	958.659	0.017
3	26	958.342	954.104	-4.238
3	27	953.408	948.430	-4.978
3	28	953.669	948.565	-5.104
3	29	963.274	958.938	-4.336
3	30	958.645	953.370	-5.275
4	1	963.740	959.039	-4.701
4	2	958.594	953.398	-5.196
4	3	953.360	943.962	-9.398
4	4	958.707	953.627	-5.080
4	5	958.233	948.478	-9.755
10	31	948.510	928.342	-20.168
10	32	948.631	933.322	-15.309
10	33	953.332	939.037	-14.295
10	34	953.568	938.603	-14.965
10	35	943.219	928.746	-14.473
11	6	958.285	938.686	-19.599
11	7	953.778	938.661	-15.117
11	8	958.599	943.293	-15.306
11	9	963.650	948.888	-14.762
11	10	963.519	943.458	-20.061
30	36	953.308	908.423	-44.885
30	37	968.688	923.432	-45.256
30	38	958.319	908.255	-50.064
30	39	943.659	898.074	-45.585
30	40	943.344	898.511	-44.833
31	15	953.709	908.191	-45.518
31	16	953.301	903.519	-49.782
31	17	953.145	908.390	-44.755
31	18	948.294	903.501	-44.793
31	19	953.647	913.236	-40.411
50	41	958.354	883.289	-75.065
50	42	953.264	888.770	-64.494
50	43	968.767	893.555	-75.212
50	44	948.422	878.472	-69.950
50	45	963.435	893.782	-69.653
51	11	963.748	898.486	-65.262
51	12	953.289	883.653	-69.636
51	13	978.163	908.010	-70.153
51	14	958.557	888.238	-70.319
51	20	953.219	883.414	-69.805
100	46	958.553	858.288	-100.265
100	47	953.365	858.411	-94.954
100	48	943.598	848.492	-95.106
100	49	968.418	873.404	-95.014
100	50	948.554	858.245	-90.309
101	21	958.433	868.445	-89.988
101	22	963.667	873.367	-90.300
101	23	963.555	873.187	-90.368



## 25.3\_SUPPLY|DROPOUT|V

Test Site	Dallas
Tester	ETS-364
Test Number	EB6938
Max Limit	1250 mV
Min Limit	0.1 mV

krad(Si)	0	3	4	10	11	30	31	50	51	100	101
LL	0.100	0.100	0.100	0.100	0.100	0.100	0.100	0.100	0.100	0.100	0.100
Min	938.912	948.430	943.962	928.342	938.661	898.074	903.501	878.472	883.414	848.492	868.414
Average	953.669	952.681	951.701	933.610	942.597	907.339	907.367	887.574	892.360	859.368	871.451
Max	963.695	958.938	959.039	939.037	948.888	923.432	913.236	893.782	908.010	873.404	873.844
UL	1250.000	1250.000	1250.000	1250.000	1250.000	1250.000	1250.000	1250.000	1250.000	1250.000	1250.000



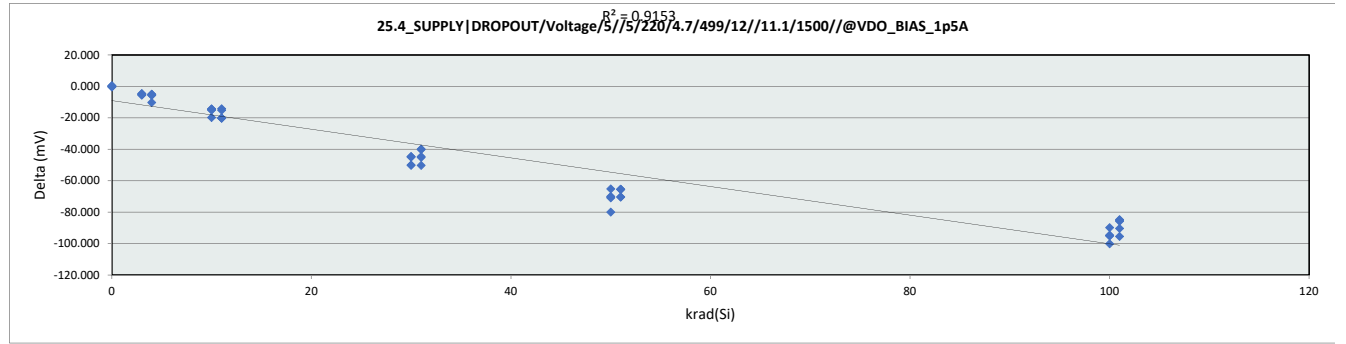
### HDR Report TPS7H1111-QMLP

101	24	958.226	873.844	-84.382
101	25	953.399	868.414	-84.985
	Max	978.163	963.695	4.820
	Average	956.102	914.520	-41.582
	Min	938.343	848.492	-100.265
	Std Dev	7.289	33.583	33.884

# HDR Report TPS7H1111-QMLP

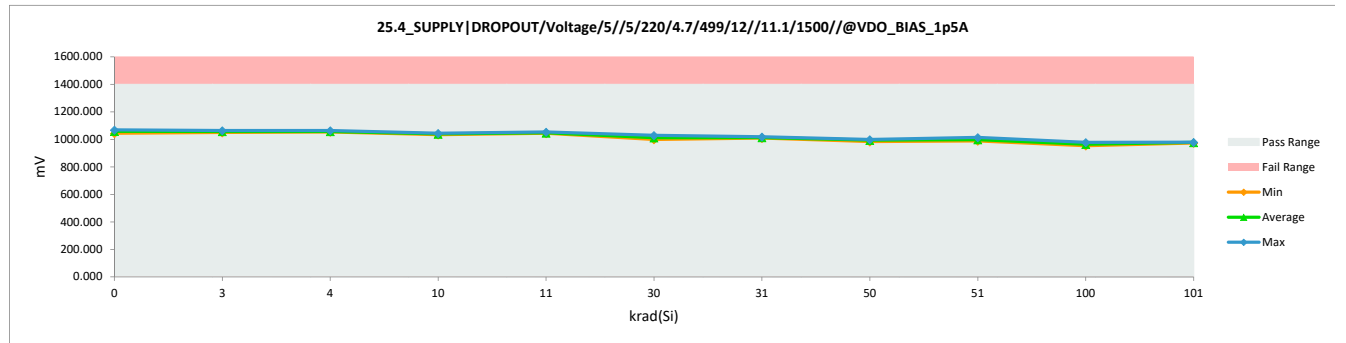
25.4_SUPPLY DROPOUT V		
Test Site	Dallas	Dallas
Tester	ETS-364	ETS-364
Test Number	EB6938	EB6938
Unit	mV	mV
Max Limit	1400	1400
Min Limit	0.1	0.1

krad(Si)	Serial #	Pre	Post	Delta
0	51	1058.722	1059.335	0.613
0	52	1058.612	1059.175	0.563
0	53	1068.707	1068.674	-0.033
0	54	1043.424	1043.552	0.128
0	55	1063.950	1063.751	-0.199
3	26	1063.537	1058.744	-4.793
3	27	1058.716	1054.088	-4.628
3	28	1053.773	1049.358	-4.415
3	29	1069.147	1063.804	-5.343
3	30	1063.953	1058.802	-5.151
4	1	1068.935	1064.018	-4.917
4	2	1063.902	1053.852	-10.050
4	3	1058.668	1053.919	-4.749
4	4	1064.128	1058.833	-5.295
4	5	1059.017	1053.570	-5.447
10	31	1053.479	1033.887	-19.592
10	32	1053.939	1039.320	-14.619
10	33	1058.753	1043.903	-14.850
10	34	1058.423	1044.148	-14.275
10	35	1048.301	1034.178	-14.123
11	6	1063.932	1044.004	-19.928
11	7	1058.521	1044.432	-14.089
11	8	1063.794	1043.860	-19.934
11	9	1068.732	1053.754	-14.978
11	10	1068.827	1048.777	-20.050
30	36	1058.502	1013.967	-44.535
30	37	1073.883	1029.090	-44.793
30	38	1063.740	1013.800	-49.940
30	39	1048.514	1004.071	-44.443
30	40	1048.652	998.739	-49.913
31	15	1058.451	1013.962	-44.489
31	16	1058.722	1008.612	-50.110
31	17	1053.589	1013.935	-39.654
31	18	1053.601	1008.593	-45.008
31	19	1058.502	1018.554	-39.948
50	41	1063.549	993.358	-70.191
50	42	1058.912	993.862	-65.050
50	43	1078.373	998.534	-79.839
50	44	1053.956	983.225	-70.731
50	45	1068.743	998.874	-69.869
51	11	1068.943	1003.579	-65.364
51	12	1058.597	988.519	-70.078
51	13	1084.036	1013.781	-70.255
51	14	1058.775	993.444	-65.331
51	20	1053.776	988.506	-65.270
100	46	1063.748	963.833	-99.915
100	47	1058.560	964.069	-94.491
100	48	1048.454	953.584	-94.870
100	49	1073.726	978.835	-94.891
100	50	1053.409	963.790	-89.619
101	21	1064.081	978.514	-85.567
101	22	1068.749	978.572	-90.177
101	23	1073.839	978.618	-95.221



25.4_SUPPLY DROPOUT V		
Test Site	Dallas	
Tester	ETS-364	
Test Number	EB6938	
Max Limit	1400	mV
Min Limit	0.1	mV

krad(Si)	0	3	4	10	11	30	31	50	51	100	101
LL	0.100	0.100	0.100	0.100	0.100	0.100	0.100	0.100	0.100	0.100	0.100
Min	1043.552	1049.358	1053.570	1033.887	1043.860	998.739	1008.593	983.225	988.506	953.584	973.619
Average	1058.897	1056.959	1056.838	1039.087	1046.965	1011.933	1012.731	993.571	997.566	964.822	977.652
Max	1068.674	1063.804	1064.018	1044.148	1053.754	1029.090	1018.554	998.874	1013.781	978.835	978.936
UL	1400.000	1400.000	1400.000	1400.000	1400.000	1400.000	1400.000	1400.000	1400.000	1400.000	1400.000



### HDR Report TPS7H1111-QMLP

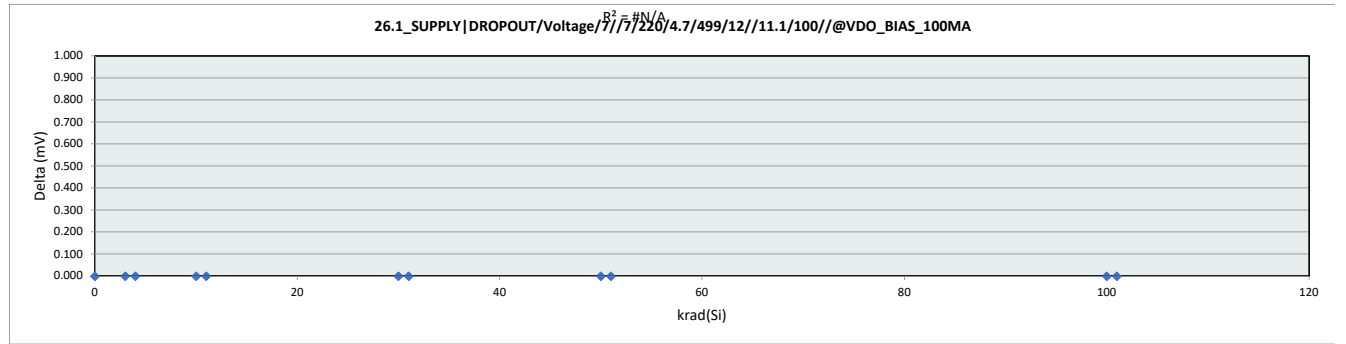
101	24	1063.534	978.936	-84.598
101	25	1058.594	973.619	-84.975
	Max	1084.036	1068.674	0.613
	Average	1061.171	1019.729	-41.442
	Min	1043.424	953.584	-99.915
	Std Dev	7.900	33.263	33.680



HDR Report  
TPS7H1111-QMLP

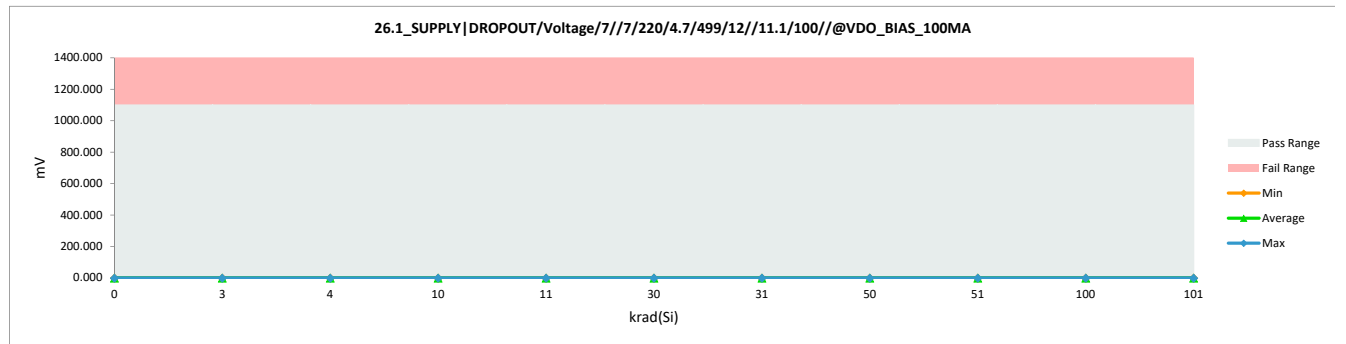
26.1_SUPPLY DROPOUT/V		
Test Site	Dallas	Dallas
Tester	ETS-364	ETS-364
Test Number	EB6938	EB6938
Unit	mV	mV
Max Limit	1100	1100
Min Limit	0.1	0.1

krad(Si)	Serial #	Pre	Post	Delta
0	51	0.110	0.110	0.000
0	52	0.110	0.110	0.000
0	53	0.110	0.110	0.000
0	54	0.110	0.110	0.000
0	55	0.110	0.110	0.000
3	26	0.110	0.110	0.000
3	27	0.110	0.110	0.000
3	28	0.110	0.110	0.000
3	29	0.110	0.110	0.000
3	30	0.110	0.110	0.000
4	1	0.110	0.110	0.000
4	2	0.110	0.110	0.000
4	3	0.110	0.110	0.000
4	4	0.110	0.110	0.000
4	5	0.110	0.110	0.000
10	31	0.110	0.110	0.000
10	32	0.110	0.110	0.000
10	33	0.110	0.110	0.000
10	34	0.110	0.110	0.000
10	35	0.110	0.110	0.000
11	6	0.110	0.110	0.000
11	7	0.110	0.110	0.000
11	8	0.110	0.110	0.000
11	9	0.110	0.110	0.000
11	10	0.110	0.110	0.000
30	36	0.110	0.110	0.000
30	37	0.110	0.110	0.000
30	38	0.110	0.110	0.000
30	39	0.110	0.110	0.000
30	40	0.110	0.110	0.000
31	15	0.110	0.110	0.000
31	16	0.110	0.110	0.000
31	17	0.110	0.110	0.000
31	18	0.110	0.110	0.000
31	19	0.110	0.110	0.000
50	41	0.110	0.110	0.000
50	42	0.110	0.110	0.000
50	43	0.110	0.110	0.000
50	44	0.110	0.110	0.000
50	45	0.110	0.110	0.000
51	11	0.110	0.110	0.000
51	12	0.110	0.110	0.000
51	13	0.110	0.110	0.000
51	14	0.110	0.110	0.000
51	20	0.110	0.110	0.000
100	46	0.110	0.110	0.000
100	47	0.110	0.110	0.000
100	48	0.110	0.110	0.000
100	49	0.110	0.110	0.000
100	50	0.110	0.110	0.000
101	21	0.110	0.110	0.000
101	22	0.110	0.110	0.000
101	23	0.110	0.110	0.000



26.1_SUPPLY DROPOUT/V		
Test Site	Dallas	
Tester	ETS-364	
Test Number	EB6938	
Max Limit	1100	mV
Min Limit	0.1	mV

krad(Si)	0	3	4	10	11	30	31	50	51	100	101
LL	0.100	0.100	0.100	0.100	0.100	0.100	0.100	0.100	0.100	0.100	0.100
Min	0.110	0.110	0.110	0.110	0.110	0.110	0.110	0.110	0.110	0.110	0.110
Average	0.110	0.110	0.110	0.110	0.110	0.110	0.110	0.110	0.110	0.110	0.110
Max	0.110	0.110	0.110	0.110	0.110	0.110	0.110	0.110	0.110	0.110	0.110
UL	1100.000	1100.000	1100.000	1100.000	1100.000	1100.000	1100.000	1100.000	1100.000	1100.000	1100.000



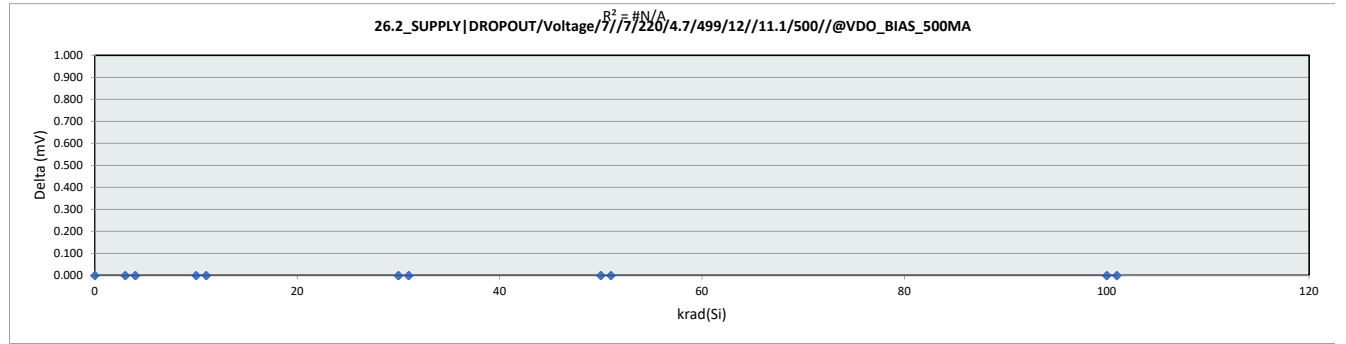
### HDR Report TPS7H1111-QMLP

101	24	0.110	0.110	0.000
101	25	0.110	0.110	0.000
	Max	0.110	0.110	0.000
	Average	0.110	0.110	0.000
	Min	0.110	0.110	0.000
	Std Dev	0.000	0.000	0.000

# HDR Report TPS7H1111-QMLP

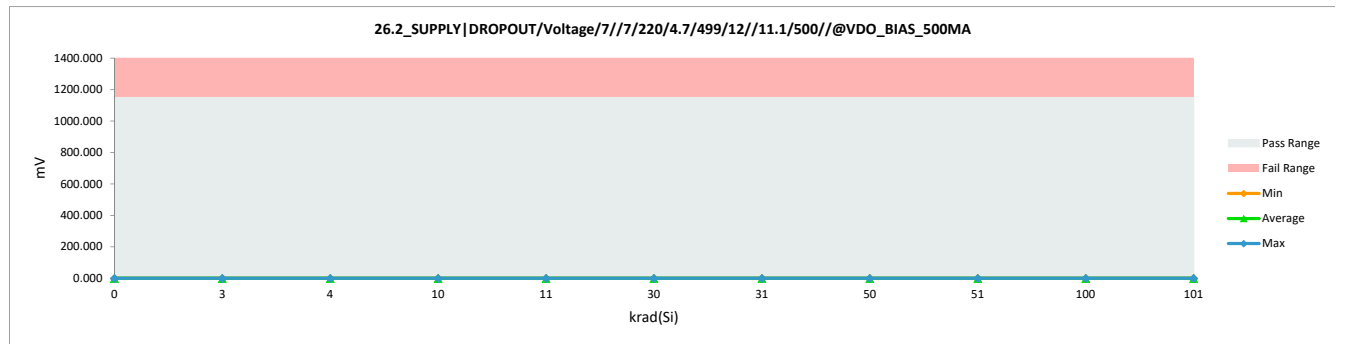
26.2_SUPPLY DROPOUT/V		
Test Site	Dallas	Dallas
Tester	ETS-364	ETS-364
Test Number	EB6938	EB6938
Unit	mV	mV
Max Limit	1150	1150
Min Limit	0.1	0.1

krad(Si)	Serial #	Pre	Post	Delta
0	51	0.110	0.110	0.000
0	52	0.110	0.110	0.000
0	53	0.110	0.110	0.000
0	54	0.110	0.110	0.000
0	55	0.110	0.110	0.000
3	26	0.110	0.110	0.000
3	27	0.110	0.110	0.000
3	28	0.110	0.110	0.000
3	29	0.110	0.110	0.000
3	30	0.110	0.110	0.000
4	1	0.110	0.110	0.000
4	2	0.110	0.110	0.000
4	3	0.110	0.110	0.000
4	4	0.110	0.110	0.000
4	5	0.110	0.110	0.000
10	31	0.110	0.110	0.000
10	32	0.110	0.110	0.000
10	33	0.110	0.110	0.000
10	34	0.110	0.110	0.000
10	35	0.110	0.110	0.000
11	6	0.110	0.110	0.000
11	7	0.110	0.110	0.000
11	8	0.110	0.110	0.000
11	9	0.110	0.110	0.000
11	10	0.110	0.110	0.000
30	36	0.110	0.110	0.000
30	37	0.110	0.110	0.000
30	38	0.110	0.110	0.000
30	39	0.110	0.110	0.000
30	40	0.110	0.110	0.000
31	15	0.110	0.110	0.000
31	16	0.110	0.110	0.000
31	17	0.110	0.110	0.000
31	18	0.110	0.110	0.000
31	19	0.110	0.110	0.000
50	41	0.110	0.110	0.000
50	42	0.110	0.110	0.000
50	43	0.110	0.110	0.000
50	44	0.110	0.110	0.000
50	45	0.110	0.110	0.000
51	11	0.110	0.110	0.000
51	12	0.110	0.110	0.000
51	13	0.110	0.110	0.000
51	14	0.110	0.110	0.000
51	20	0.110	0.110	0.000
100	46	0.110	0.110	0.000
100	47	0.110	0.110	0.000
100	48	0.110	0.110	0.000
100	49	0.110	0.110	0.000
100	50	0.110	0.110	0.000
101	21	0.110	0.110	0.000
101	22	0.110	0.110	0.000
101	23	0.110	0.110	0.000



26.2_SUPPLY DROPOUT/V	
Test Site	Dallas
Tester	ETS-364
Test Number	EB6938
Max Limit	1150 mV
Min Limit	0.1 mV

krad(Si)	0	3	4	10	11	30	31	50	51	100	101
LL	0.100	0.100	0.100	0.100	0.100	0.100	0.100	0.100	0.100	0.100	0.100
Min	0.110	0.110	0.110	0.110	0.110	0.110	0.110	0.110	0.110	0.110	0.110
Average	0.110	0.110	0.110	0.110	0.110	0.110	0.110	0.110	0.110	0.110	0.110
Max	0.110	0.110	0.110	0.110	0.110	0.110	0.110	0.110	0.110	0.110	0.110
UL	1150.000	1150.000	1150.000	1150.000	1150.000	1150.000	1150.000	1150.000	1150.000	1150.000	1150.000



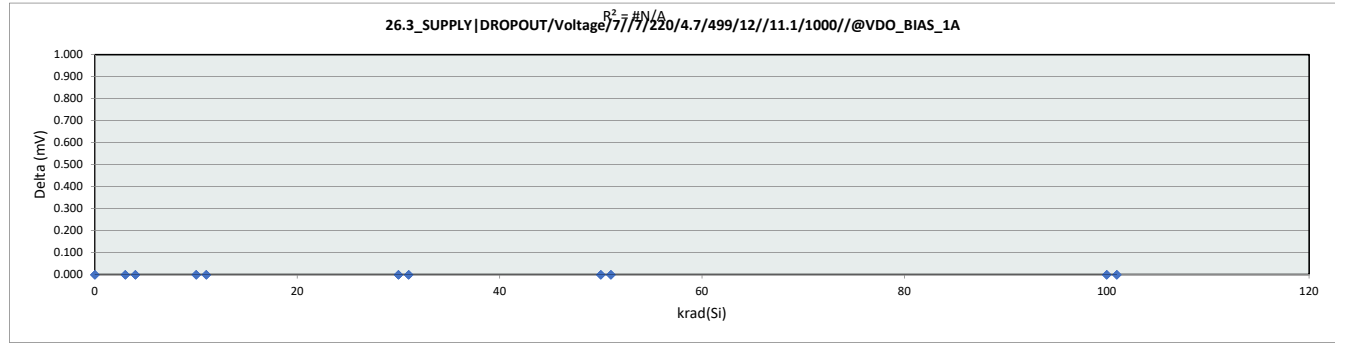
### HDR Report TPS7H1111-QMLP

101	24	0.110	0.110	0.000
101	25	0.110	0.110	0.000
	Max	0.110	0.110	0.000
	Average	0.110	0.110	0.000
	Min	0.110	0.110	0.000
	Std Dev	0.000	0.000	0.000

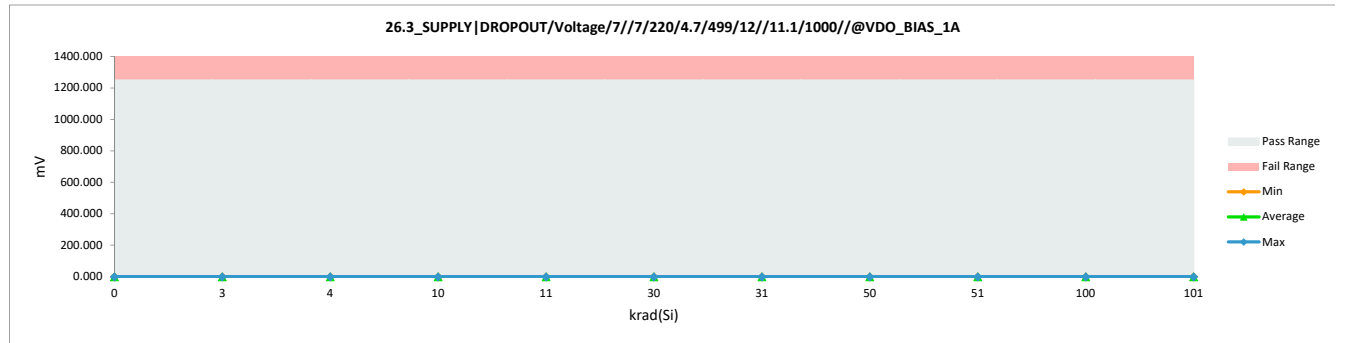
# HDR Report TPS7H1111-QMLP

26.3_SUPPLY DROPOUT V		
Test Site	Dallas	Dallas
Tester	ETS-364	ETS-364
Test Number	EB6938	EB6938
Unit	mV	mV
Max Limit	1250	1250
Min Limit	0.1	0.1

krad(Si)	Serial #	Pre	Post	Delta
0	51	0.110	0.110	0.000
0	52	0.110	0.110	0.000
0	53	0.110	0.110	0.000
0	54	0.110	0.110	0.000
0	55	0.110	0.110	0.000
3	26	0.110	0.110	0.000
3	27	0.110	0.110	0.000
3	28	0.110	0.110	0.000
3	29	0.110	0.110	0.000
3	30	0.110	0.110	0.000
4	1	0.110	0.110	0.000
4	2	0.110	0.110	0.000
4	3	0.110	0.110	0.000
4	4	0.110	0.110	0.000
4	5	0.110	0.110	0.000
10	31	0.110	0.110	0.000
10	32	0.110	0.110	0.000
10	33	0.110	0.110	0.000
10	34	0.110	0.110	0.000
10	35	0.110	0.110	0.000
11	6	0.110	0.110	0.000
11	7	0.110	0.110	0.000
11	8	0.110	0.110	0.000
11	9	0.110	0.110	0.000
11	10	0.110	0.110	0.000
30	36	0.110	0.110	0.000
30	37	0.110	0.110	0.000
30	38	0.110	0.110	0.000
30	39	0.110	0.110	0.000
30	40	0.110	0.110	0.000
31	15	0.110	0.110	0.000
31	16	0.110	0.110	0.000
31	17	0.110	0.110	0.000
31	18	0.110	0.110	0.000
31	19	0.110	0.110	0.000
50	41	0.110	0.110	0.000
50	42	0.110	0.110	0.000
50	43	0.110	0.110	0.000
50	44	0.110	0.110	0.000
50	45	0.110	0.110	0.000
51	11	0.110	0.110	0.000
51	12	0.110	0.110	0.000
51	13	0.110	0.110	0.000
51	14	0.110	0.110	0.000
51	20	0.110	0.110	0.000
100	46	0.110	0.110	0.000
100	47	0.110	0.110	0.000
100	48	0.110	0.110	0.000
100	49	0.110	0.110	0.000
100	50	0.110	0.110	0.000
101	21	0.110	0.110	0.000
101	22	0.110	0.110	0.000
101	23	0.110	0.110	0.000



26.3_SUPPLY DROPOUT V											
Test Site	Dallas										
Tester	ETS-364										
Test Number	EB6938										
Max Limit	1250 mV										
Min Limit	0.1 mV										
krad(Si)	0	3	4	10	11	30	31	50	51	100	101
LL	0.100	0.100	0.100	0.100	0.100	0.100	0.100	0.100	0.100	0.100	0.100
Min	0.110	0.110	0.110	0.110	0.110	0.110	0.110	0.110	0.110	0.110	0.110
Average	0.110	0.110	0.110	0.110	0.110	0.110	0.110	0.110	0.110	0.110	0.110
Max	0.110	0.110	0.110	0.110	0.110	0.110	0.110	0.110	0.110	0.110	0.110
UL	1250.000	1250.000	1250.000	1250.000	1250.000	1250.000	1250.000	1250.000	1250.000	1250.000	1250.000



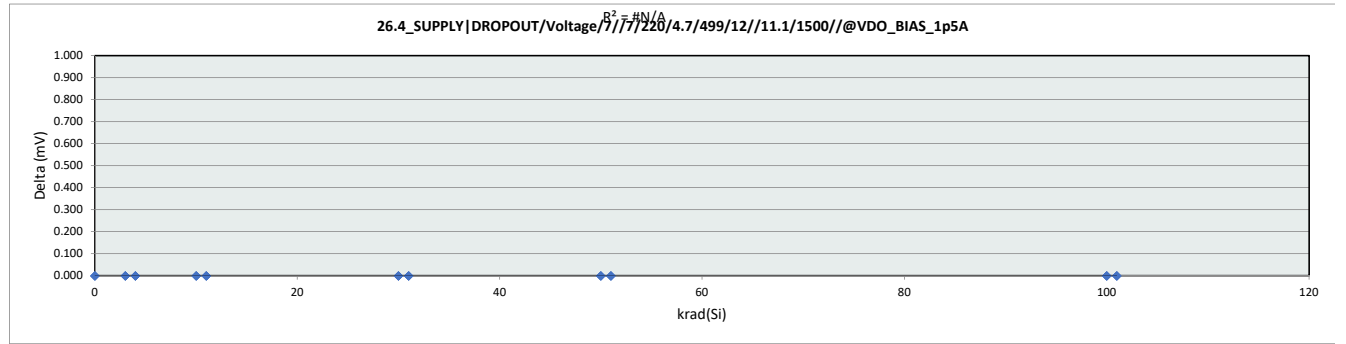
### HDR Report TPS7H1111-QMLP

101	24	0.110	0.110	0.000
101	25	0.110	0.110	0.000
	Max	0.110	0.110	0.000
	Average	0.110	0.110	0.000
	Min	0.110	0.110	0.000
	Std Dev	0.000	0.000	0.000

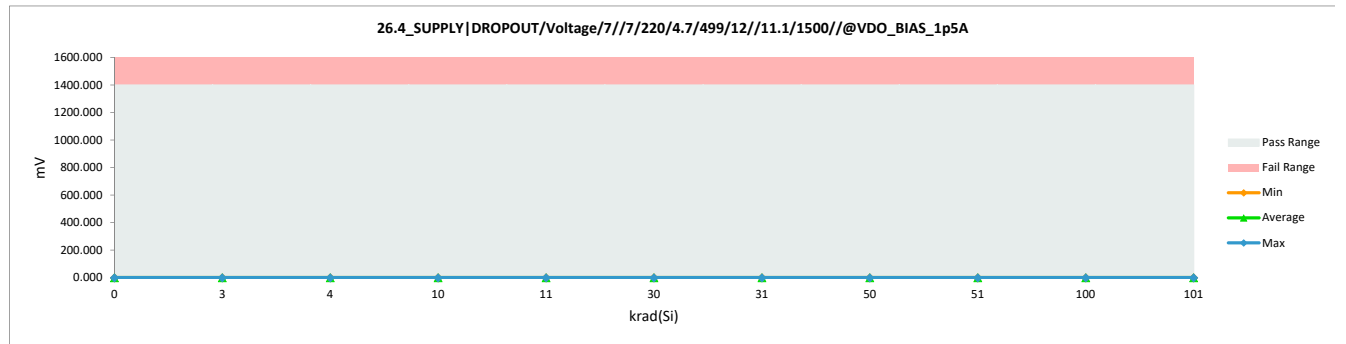
# HDR Report TPS7H1111-QMLP

		26.4_SUPPLY DROPOUT V	
Test Site		Dallas	Dallas
Tester		ETS-364	ETS-364
Test Number		EB6938	EB6938
Unit		mV	mV
Max Limit		1400	1400
Min Limit		0.1	0.1

krad(Si)	Serial #	Pre	Post	Delta
0	51	0.110	0.110	0.000
0	52	0.110	0.110	0.000
0	53	0.110	0.110	0.000
0	54	0.110	0.110	0.000
0	55	0.110	0.110	0.000
3	26	0.110	0.110	0.000
3	27	0.110	0.110	0.000
3	28	0.110	0.110	0.000
3	29	0.110	0.110	0.000
3	30	0.110	0.110	0.000
4	1	0.110	0.110	0.000
4	2	0.110	0.110	0.000
4	3	0.110	0.110	0.000
4	4	0.110	0.110	0.000
4	5	0.110	0.110	0.000
10	31	0.110	0.110	0.000
10	32	0.110	0.110	0.000
10	33	0.110	0.110	0.000
10	34	0.110	0.110	0.000
10	35	0.110	0.110	0.000
11	6	0.110	0.110	0.000
11	7	0.110	0.110	0.000
11	8	0.110	0.110	0.000
11	9	0.110	0.110	0.000
11	10	0.110	0.110	0.000
30	36	0.110	0.110	0.000
30	37	0.110	0.110	0.000
30	38	0.110	0.110	0.000
30	39	0.110	0.110	0.000
30	40	0.110	0.110	0.000
31	15	0.110	0.110	0.000
31	16	0.110	0.110	0.000
31	17	0.110	0.110	0.000
31	18	0.110	0.110	0.000
31	19	0.110	0.110	0.000
50	41	0.110	0.110	0.000
50	42	0.110	0.110	0.000
50	43	0.110	0.110	0.000
50	44	0.110	0.110	0.000
50	45	0.110	0.110	0.000
51	11	0.110	0.110	0.000
51	12	0.110	0.110	0.000
51	13	0.110	0.110	0.000
51	14	0.110	0.110	0.000
51	20	0.110	0.110	0.000
100	46	0.110	0.110	0.000
100	47	0.110	0.110	0.000
100	48	0.110	0.110	0.000
100	49	0.110	0.110	0.000
100	50	0.110	0.110	0.000
101	21	0.110	0.110	0.000
101	22	0.110	0.110	0.000
101	23	0.110	0.110	0.000



		26.4_SUPPLY DROPOUT V										
Test Site		Dallas										
Tester		ETS-364										
Test Number		EB6938										
Max Limit		1400 mV										
Min Limit		0.1 mV										
krad(Si)		0	3	4	10	11	30	31	50	51	100	101
LL		0.100	0.100	0.100	0.100	0.100	0.100	0.100	0.100	0.100	0.100	0.100
Min		0.110	0.110	0.110	0.110	0.110	0.110	0.110	0.110	0.110	0.110	0.110
Average		0.110	0.110	0.110	0.110	0.110	0.110	0.110	0.110	0.110	0.110	0.110
Max		0.110	0.110	0.110	0.110	0.110	0.110	0.110	0.110	0.110	0.110	0.110
UL		1400.000	1400.000	1400.000	1400.000	1400.000	1400.000	1400.000	1400.000	1400.000	1400.000	1400.000



### HDR Report TPS7H1111-QMLP

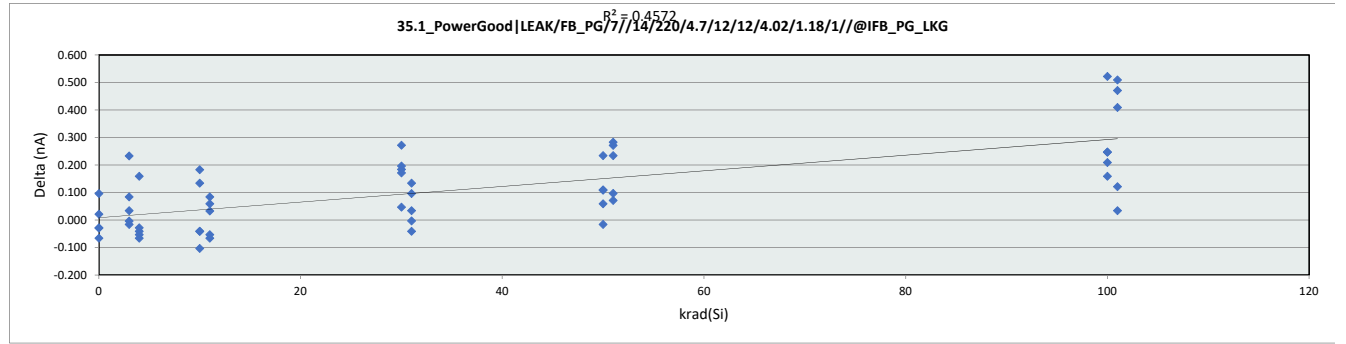
101	24	0.110	0.110	0.000
101	25	0.110	0.110	0.000
	Max	0.110	0.110	0.000
	Average	0.110	0.110	0.000
	Min	0.110	0.110	0.000
	Std Dev	0.000	0.000	0.000



# HDR Report TPS7H1111-QMLP

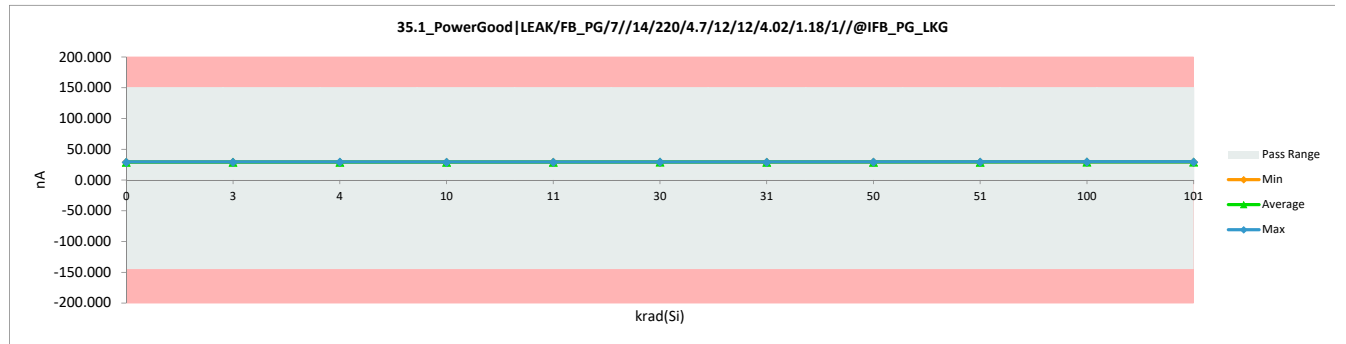
		35.1_PowerGood LEAK/FB	
Test Site	Dallas	Dallas	
Tester	ETS-364	ETS-364	
Test Number	EB6938	EB6938	
Unit	nA	nA	
Max Limit	150	150	
Min Limit	-145	-145	

krad(Si)	Serial #	Pre	Post	Delta
0	51	29.260	29.232	-0.028
0	52	29.222	29.157	-0.065
0	53	29.235	29.257	0.022
0	54	29.085	29.182	0.097
0	55	29.360	29.332	-0.028
3	26	29.285	29.270	-0.015
3	27	29.185	29.270	0.085
3	28	29.098	29.332	0.234
3	29	29.185	29.182	-0.003
3	30	29.172	29.207	0.035
4	1	29.322	29.295	-0.027
4	2	29.035	29.195	0.160
4	3	29.297	29.245	-0.052
4	4	29.135	29.070	-0.065
4	5	29.435	29.395	-0.040
10	31	29.235	29.195	-0.040
10	32	29.098	29.282	0.184
10	33	29.297	29.257	-0.040
10	34	29.110	29.245	0.135
10	35	29.160	29.058	-0.102
11	6	29.247	29.182	-0.065
11	7	29.172	29.257	0.085
11	8	29.272	29.220	-0.052
11	9	29.123	29.157	0.034
11	10	29.160	29.220	0.060
30	36	29.172	29.357	0.185
30	37	29.197	29.470	0.273
30	38	29.335	29.507	0.172
30	39	29.210	29.407	0.197
30	40	29.222	29.270	0.048
31	15	29.035	29.170	0.135
31	16	29.285	29.382	0.097
31	17	29.185	29.220	0.035
31	18	29.172	29.170	-0.002
31	19	29.222	29.182	-0.040
50	41	29.285	29.395	0.110
50	42	29.297	29.282	-0.015
50	43	29.135	29.370	0.235
50	44	29.272	29.382	0.110
50	45	29.272	29.332	0.060
51	11	29.098	29.382	0.284
51	12	29.148	29.220	0.072
51	13	29.210	29.445	0.235
51	14	29.222	29.320	0.098
51	20	29.185	29.457	0.272
100	46	29.447	29.695	0.248
100	47	29.322	29.532	0.210
100	48	29.197	29.720	0.523
100	49	29.260	29.420	0.160
100	50	29.422	29.670	0.248
101	21	29.135	29.545	0.410
101	22	29.335	29.370	0.035
101	23	29.135	29.645	0.510



		35.1_PowerGood LE	
Test Site	Dallas	Dallas	
Tester	ETS-364	ETS-364	
Test Number	EB6938	EB6938	
Max Limit	150	nA	
Min Limit	-145	nA	

krad(Si)	0	3	4	10	11	30	31	50	51	100	101
LL	-145.000	-145.000	-145.000	-145.000	-145.000	-145.000	-145.000	-145.000	-145.000	-145.000	-145.000
Min	29.157	29.182	29.070	29.058	29.157	29.270	29.170	29.282	29.220	29.420	29.370
Average	29.232	29.252	29.240	29.207	29.207	29.402	29.225	29.352	29.365	29.607	29.510
Max	29.332	29.332	29.395	29.282	29.257	29.507	29.382	29.395	29.457	29.720	29.645
UL	150.000	150.000	150.000	150.000	150.000	150.000	150.000	150.000	150.000	150.000	150.000



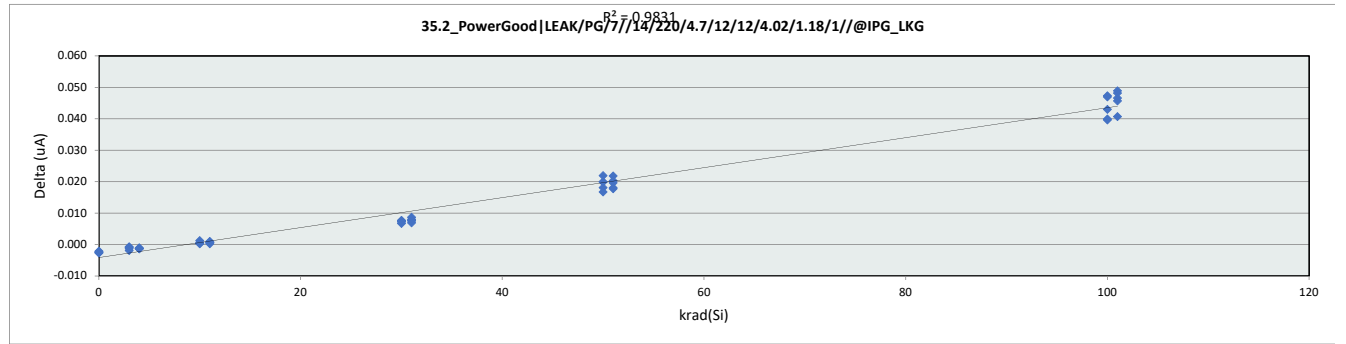
### HDR Report TPS7H1111-QMLP

101	24	29.110	29.582	0.472
101	25	29.285	29.407	0.122
	Max	29.447	29.720	0.523
	Average	29.218	29.327	0.109
	Min	29.035	29.058	-0.102
	Std Dev	0.094	0.153	0.149

# HDR Report TPS7H1111-QMLP

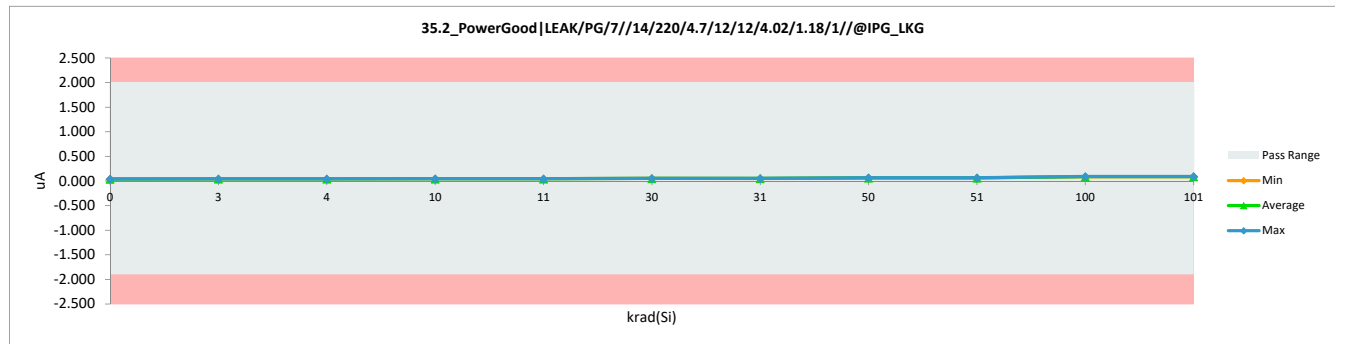
		35.2_PowerGood LEAK/PG	
Test Site	Dallas	Dallas	
Tester	ETS-364	ETS-364	
Test Number	EB6938	EB6938	
Unit	uA	uA	
Max Limit	2	2	
Min Limit	-1.9	-1.9	

krad(Si)	Serial #	Pre	Post	Delta
0	51	0.044	0.042	-0.002
0	52	0.044	0.041	-0.003
0	53	0.044	0.041	-0.002
0	54	0.044	0.042	-0.002
0	55	0.044	0.042	-0.002
3	26	0.044	0.043	-0.001
3	27	0.044	0.043	-0.001
3	28	0.044	0.042	-0.002
3	29	0.044	0.044	-0.001
3	30	0.044	0.043	-0.001
4	1	0.043	0.042	-0.001
4	2	0.043	0.042	-0.001
4	3	0.044	0.042	-0.001
4	4	0.044	0.043	-0.001
4	5	0.044	0.043	-0.001
10	31	0.044	0.044	0.001
10	32	0.044	0.044	0.000
10	33	0.044	0.046	0.001
10	34	0.044	0.045	0.001
10	35	0.044	0.045	0.001
11	6	0.044	0.044	0.001
11	7	0.044	0.045	0.001
11	8	0.044	0.045	0.001
11	9	0.044	0.044	0.001
11	10	0.044	0.044	0.000
30	36	0.044	0.052	0.007
30	37	0.044	0.051	0.007
30	38	0.045	0.052	0.008
30	39	0.044	0.052	0.008
30	40	0.044	0.051	0.008
31	15	0.044	0.053	0.009
31	16	0.044	0.051	0.008
31	17	0.043	0.050	0.007
31	18	0.044	0.051	0.008
31	19	0.044	0.052	0.008
50	41	0.043	0.060	0.017
50	42	0.044	0.064	0.020
50	43	0.044	0.066	0.022
50	44	0.044	0.064	0.020
50	45	0.044	0.062	0.018
51	11	0.043	0.061	0.018
51	12	0.044	0.063	0.020
51	13	0.044	0.066	0.022
51	14	0.044	0.064	0.020
51	20	0.044	0.062	0.018
100	46	0.044	0.087	0.043
100	47	0.044	0.091	0.047
100	48	0.043	0.083	0.040
100	49	0.044	0.083	0.040
100	50	0.044	0.091	0.047
101	21	0.044	0.085	0.041
101	22	0.044	0.090	0.046
101	23	0.044	0.093	0.049



		35.2_PowerGood LE	
Test Site	Dallas	Dallas	
Tester	ETS-364	ETS-364	
Test Number	EB6938	EB6938	
Max Limit	2 uA	2 uA	
Min Limit	-1.9 uA	-1.9 uA	

krad(Si)	0	3	4	10	11	30	31	50	51	100	101
LL	-1.900	-1.900	-1.900	-1.900	-1.900	-1.900	-1.900	-1.900	-1.900	-1.900	-1.900
Min	0.041	0.042	0.042	0.044	0.044	0.051	0.050	0.060	0.061	0.083	0.085
Average	0.041	0.043	0.042	0.045	0.045	0.052	0.052	0.063	0.063	0.087	0.090
Max	0.042	0.044	0.043	0.046	0.045	0.052	0.053	0.066	0.066	0.091	0.093
UL	2.000	2.000	2.000	2.000	2.000	2.000	2.000	2.000	2.000	2.000	2.000



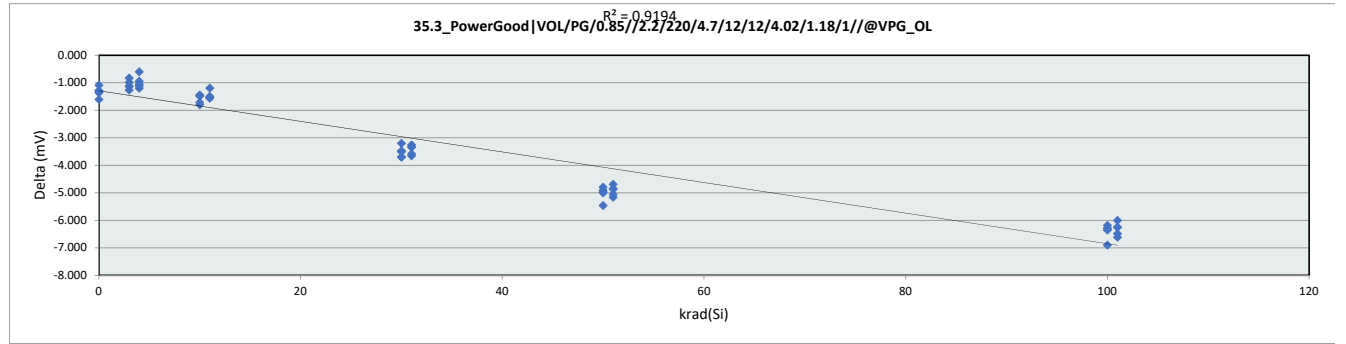
### HDR Report TPS7H1111-QMLP

101	24	0.044	0.091	0.047
101	25	0.044	0.092	0.048
	Max	0.045	0.093	0.049
	Average	0.044	0.057	0.013
	Min	0.043	0.041	-0.003
	Std Dev	0.000	0.017	0.017

# HDR Report TPS7H1111-QMLP

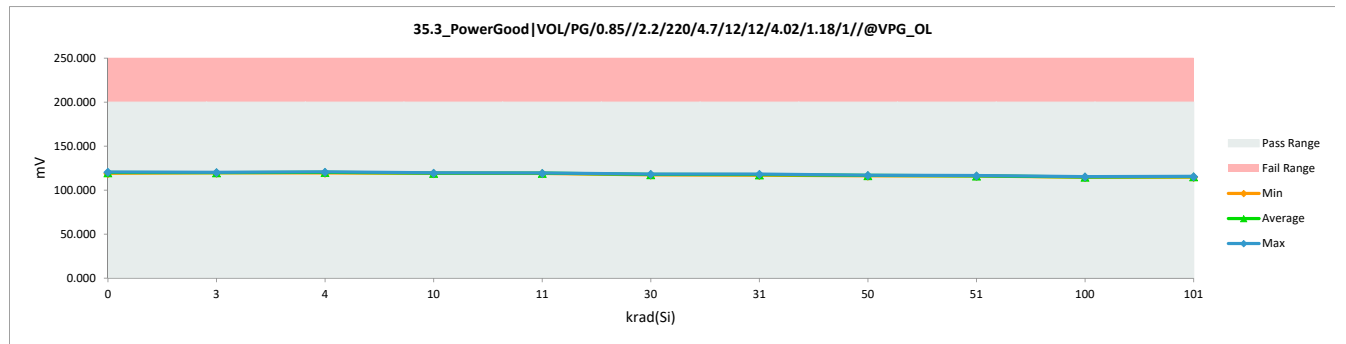
		35.3_PowerGood VOL/PG/	
Test Site		Dallas	Dallas
Tester		ETS-364	ETS-364
Test Number		EB6938	EB6938
Unit		mV	mV
Max Limit		200	200
Min Limit		0	0

krad(Si)	Serial #	Pre	Post	Delta
0	51	120.810	119.214	-1.596
0	52	121.245	119.894	-1.351
0	53	121.605	120.314	-1.291
0	54	121.225	119.954	-1.271
0	55	121.820	120.744	-1.076
3	26	120.725	119.609	-1.116
3	27	121.560	120.309	-1.251
3	28	120.590	119.614	-0.976
3	29	121.005	119.884	-1.121
3	30	120.820	120.004	-0.816
4	1	121.295	120.704	-0.591
4	2	121.350	120.419	-0.931
4	3	120.695	119.654	-1.041
4	4	121.530	120.339	-1.191
4	5	121.415	120.314	-1.101
10	31	120.555	119.094	-1.461
10	32	120.790	119.324	-1.466
10	33	121.090	119.659	-1.431
10	34	121.170	119.464	-1.706
10	35	121.165	119.379	-1.786
11	6	121.040	119.489	-1.551
11	7	120.915	119.429	-1.486
11	8	120.900	119.369	-1.531
11	9	120.235	119.054	-1.181
11	10	120.905	119.384	-1.521
30	36	121.470	118.279	-3.191
30	37	121.390	117.924	-3.466
30	38	121.285	117.594	-3.691
30	39	121.070	117.379	-3.691
30	40	121.530	118.029	-3.501
31	15	120.355	117.024	-3.331
31	16	121.185	117.544	-3.641
31	17	121.610	118.279	-3.331
31	18	120.745	117.169	-3.576
31	19	121.295	118.049	-3.246
50	41	121.720	116.824	-4.896
50	42	121.825	117.039	-4.786
50	43	122.005	116.550	-5.455
50	44	121.230	116.270	-4.960
50	45	121.840	116.849	-4.991
51	11	121.105	116.425	-4.680
51	12	121.130	115.980	-5.150
51	13	121.380	116.520	-4.860
51	14	121.245	116.200	-5.045
51	20	121.155	116.320	-4.835
100	46	121.585	114.695	-6.890
100	47	121.410	115.070	-6.340
100	48	121.650	115.475	-6.175
100	49	121.595	115.300	-6.295
100	50	121.085	114.810	-6.275
101	21	122.115	115.640	-6.475
101	22	121.665	115.670	-5.995
101	23	122.040	115.435	-6.605



		35.3_PowerGood VO	
Test Site		Dallas	
Tester		ETS-364	
Test Number		EB6938	
Max Limit		200	mV
Min Limit		0	mV

krad(Si)	0	3	4	10	11	30	31	50	51	100	101
LL	0.000	0.000	0.000	0.000	0.000	0.000	0.000	0.000	0.000	0.000	0.000
Min	119.214	119.609	119.654	119.094	119.054	117.379	117.024	116.270	115.980	114.695	114.820
Average	120.024	119.884	120.286	119.384	119.345	117.841	117.613	116.706	116.289	115.070	115.381
Max	120.744	120.309	120.704	119.659	119.489	118.279	118.279	117.039	116.520	115.475	115.670
UL	200.000	200.000	200.000	200.000	200.000	200.000	200.000	200.000	200.000	200.000	200.000



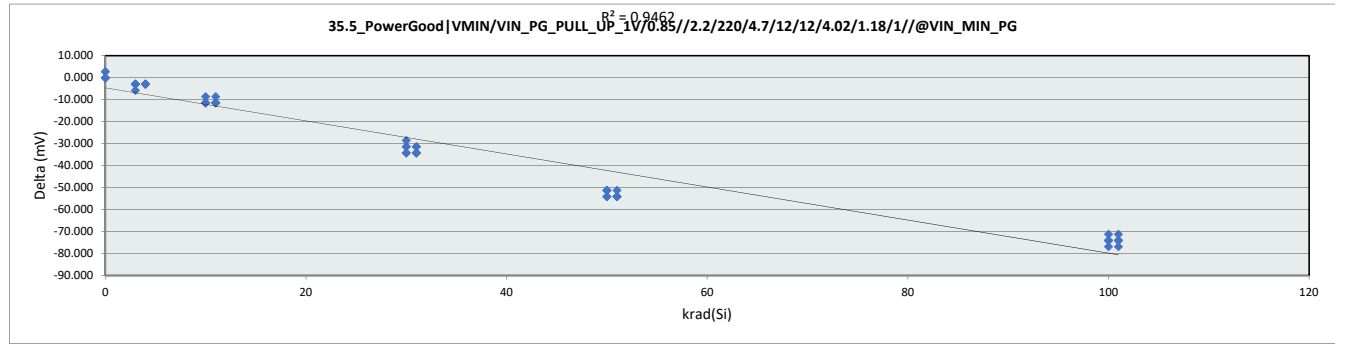
### HDR Report TPS7H1111-QMLP

101	24	121.060	114.820	-6.240
101	25	121.585	115.340	-6.245
	Max	122.115	120.744	-0.591
	Average	121.251	117.984	-3.267
	Min	120.235	114.695	-6.890
	Std Dev	0.416	1.874	2.051

# HDR Report TPS7H1111-QMLP

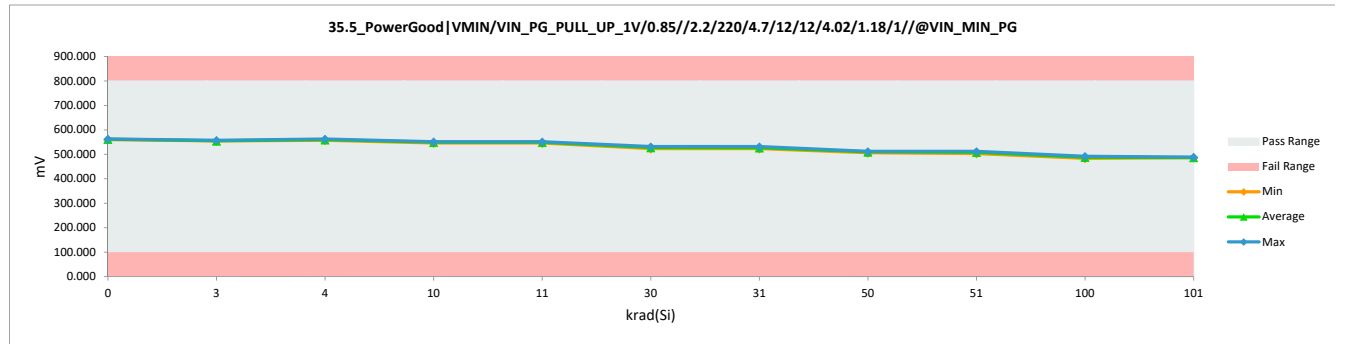
35.5_PowerGood VMIN VIN		
Test Site	Dallas	Dallas
Tester	ETS-364	ETS-364
Test Number	EB6938	EB6938
Unit	mV	mV
Max Limit	800	800
Min Limit	100	100

krad(Si)	Serial #	Pre	Post	Delta
0	51	560.033	562.876	2.843
0	52	562.876	562.876	0.000
0	53	560.033	560.033	0.000
0	54	560.033	562.876	2.843
0	55	562.876	562.876	0.000
3	26	557.191	554.348	-2.843
3	27	560.033	557.191	-2.842
3	28	560.033	554.348	-5.685
3	29	557.191	554.348	-2.843
3	30	557.191	554.348	-2.843
4	1	565.719	562.876	-2.843
4	2	562.876	560.033	-2.843
4	3	560.033	557.191	-2.842
4	4	562.876	560.033	-2.843
4	5	560.033	557.191	-2.842
10	31	560.033	548.662	-11.371
10	32	562.876	551.505	-11.371
10	33	560.033	548.662	-11.371
10	34	557.191	545.819	-11.372
10	35	560.033	551.505	-8.528
11	6	562.876	551.505	-11.371
11	7	557.191	545.819	-11.372
11	8	560.033	548.662	-11.371
11	9	560.033	548.662	-11.371
11	10	560.033	551.505	-8.528
30	36	560.033	528.763	-31.270
30	37	557.191	528.763	-28.428
30	38	557.191	523.077	-34.114
30	39	560.033	525.920	-34.113
30	40	562.876	531.605	-31.271
31	15	557.191	523.077	-34.114
31	16	560.033	525.920	-34.113
31	17	562.876	531.605	-31.271
31	18	560.033	525.920	-34.113
31	19	560.033	528.763	-31.270
50	41	562.876	511.706	-51.170
50	42	562.876	511.706	-51.170
50	43	560.033	506.020	-54.013
50	44	562.876	508.863	-54.013
50	45	562.876	511.706	-51.170
51	11	565.719	511.706	-54.013
51	12	562.876	508.863	-54.013
51	13	557.191	503.177	-54.014
51	14	560.033	506.020	-54.013
51	20	562.876	511.706	-51.170
100	46	562.876	486.120	-76.756
100	47	560.033	486.120	-73.913
100	48	565.719	491.806	-73.913
100	49	562.876	491.806	-71.070
100	50	557.191	483.278	-73.913
101	21	557.191	486.120	-71.071
101	22	562.876	488.963	-73.913
101	23	562.876	486.120	-76.756



35.5_PowerGood VM		
Test Site	Dallas	
Tester	ETS-364	
Test Number	EB6938	
Max Limit	800	mV
Min Limit	100	mV

krad(Si)	0	3	4	10	11	30	31	50	51	100	101
LL	100.000	100.000	100.000	100.000	100.000	100.000	100.000	100.000	100.000	100.000	100.000
Min	560.033	554.348	557.191	545.819	545.819	523.077	523.077	506.020	503.177	483.278	486.120
Average	562.307	554.917	559.465	549.231	549.231	527.626	527.057	510.000	508.294	487.826	486.689
Max	562.876	557.191	562.876	551.505	551.505	531.605	531.605	511.706	511.706	491.806	488.963
UL	800.000	800.000	800.000	800.000	800.000	800.000	800.000	800.000	800.000	800.000	800.000



### HDR Report TPS7H1111-QMLP

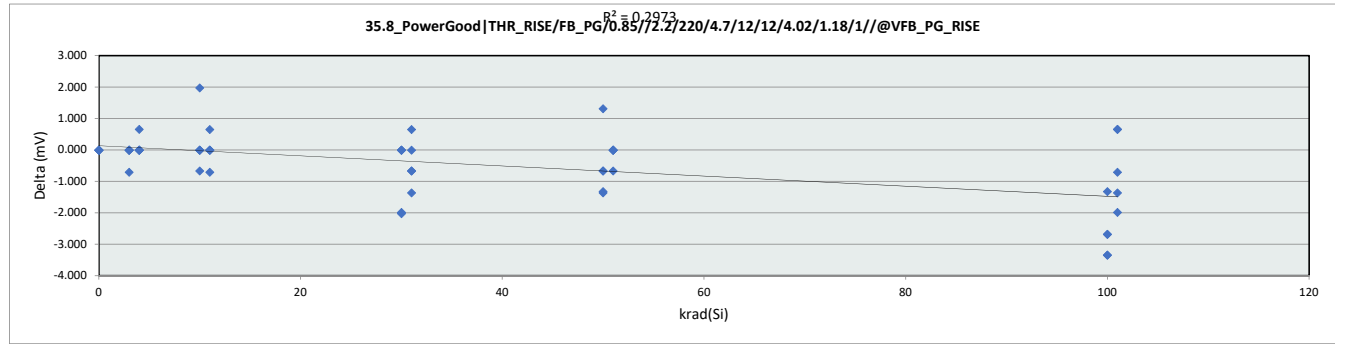
101	24	560.033	486.120	-73.913
101	25	560.033	486.120	-73.913
	Max	565.719	562.876	2.843
	Average	560.705	529.331	-31.374
	Min	557.191	483.278	-76.756
	Std Dev	2.382	26.994	27.333



# HDR Report TPS7H1111-QMLP

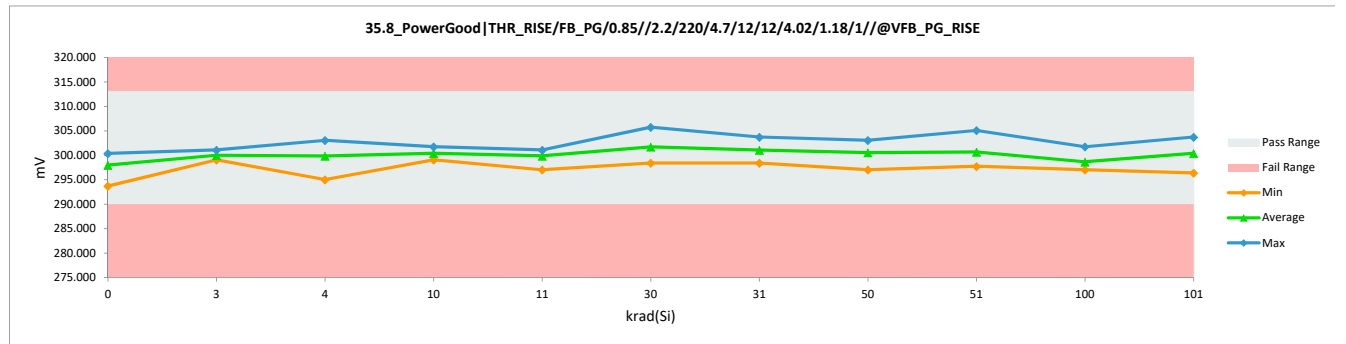
35.8_PowerGood THR_RIS		
Test Site	Dallas	Dallas
Tester	ETS-364	ETS-364
Test Number	EB6938	EB6938
Unit	mV	mV
Max Limit	313	313
Min Limit	290	290

krad(Si)	Serial #	Pre	Post	Delta
0	51	300.389	300.389	0.000
0	52	297.050	297.050	0.000
0	53	298.410	298.410	0.000
0	54	293.711	293.711	0.000
0	55	300.389	300.389	0.000
3	26	299.070	299.070	0.000
3	27	301.089	301.089	0.000
3	28	301.089	300.389	-0.700
3	29	299.729	299.729	0.000
3	30	299.729	299.729	0.000
4	1	295.030	295.030	0.000
4	2	302.408	303.068	0.660
4	3	299.729	299.729	0.000
4	4	299.070	299.070	0.000
4	5	302.408	302.408	0.000
10	31	301.749	301.749	0.000
10	32	299.729	299.070	-0.659
10	33	301.749	301.749	0.000
10	34	297.751	299.729	1.978
10	35	299.729	299.729	0.000
11	6	301.089	300.389	-0.700
11	7	301.089	301.089	0.000
11	8	297.050	297.050	0.000
11	9	299.070	299.729	0.659
11	10	301.089	301.089	0.000
30	36	301.749	299.729	-2.020
30	37	305.747	305.747	0.000
30	38	303.727	301.749	-1.978
30	39	298.410	298.410	0.000
30	40	303.068	303.068	0.000
31	15	298.410	298.410	0.000
31	16	303.727	303.068	-0.659
31	17	301.749	300.389	-1.360
31	18	300.389	299.729	-0.660
31	19	303.068	303.727	0.659
50	41	300.389	299.070	-1.319
50	42	298.410	297.050	-1.360
50	43	301.089	302.408	1.319
50	44	301.749	301.089	-0.660
50	45	303.727	303.068	-0.659
51	11	305.088	305.088	0.000
51	12	297.751	297.751	0.000
51	13	300.389	299.729	-0.660
51	14	300.389	300.389	0.000
51	20	300.389	300.389	0.000
100	46	302.408	299.070	-3.338
100	47	299.729	297.050	-2.679
100	48	301.089	298.410	-2.679
100	49	303.068	301.749	-1.319
100	50	300.389	297.050	-3.339
101	21	300.389	298.410	-1.979
101	22	299.729	300.389	0.660
101	23	302.408	303.068	0.660



35.8_PowerGood TH		
Test Site	Dallas	
Tester	ETS-364	
Test Number	EB6938	
Max Limit	313	mV
Min Limit	290	mV

krad(Si)	0	3	4	10	11	30	31	50	51	100	101
LL	290.000	290.000	290.000	290.000	290.000	290.000	290.000	290.000	290.000	290.000	290.000
Min	293.711	299.070	295.030	299.070	297.050	298.410	298.410	297.050	297.751	297.050	296.390
Average	297.990	300.001	299.861	300.405	299.869	301.741	301.065	300.537	300.669	298.666	300.397
Max	300.389	301.089	303.068	301.749	301.089	305.747	303.727	303.068	305.088	301.749	303.727
UL	313.000	313.000	313.000	313.000	313.000	313.000	313.000	313.000	313.000	313.000	313.000



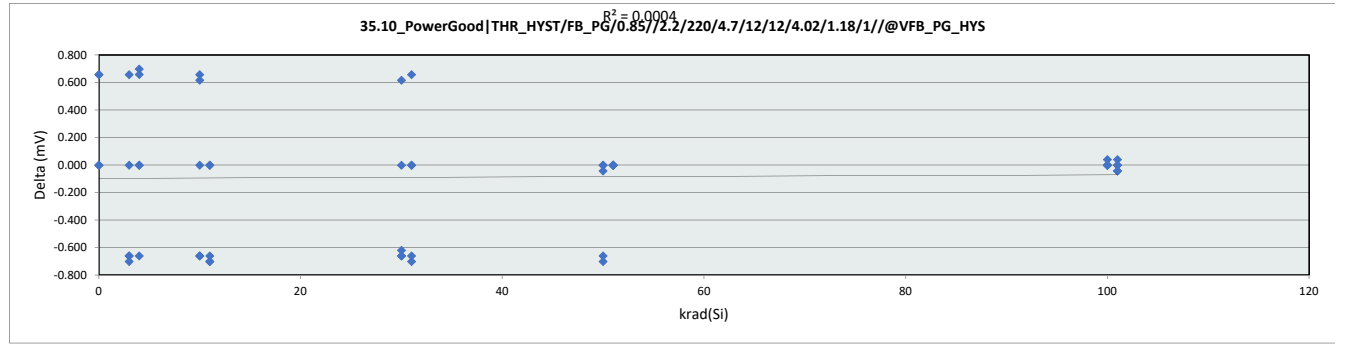
### HDR Report TPS7H1111-QMLP

101	24	304.428	303.727	-0.701
101	25	297.751	296.390	-1.361
	Max	305.747	305.747	1.978
	Average	300.549	300.109	-0.440
	Min	293.711	293.711	-3.339
	Std Dev	2.318	2.382	1.044

# HDR Report TPS7H1111-QMLP

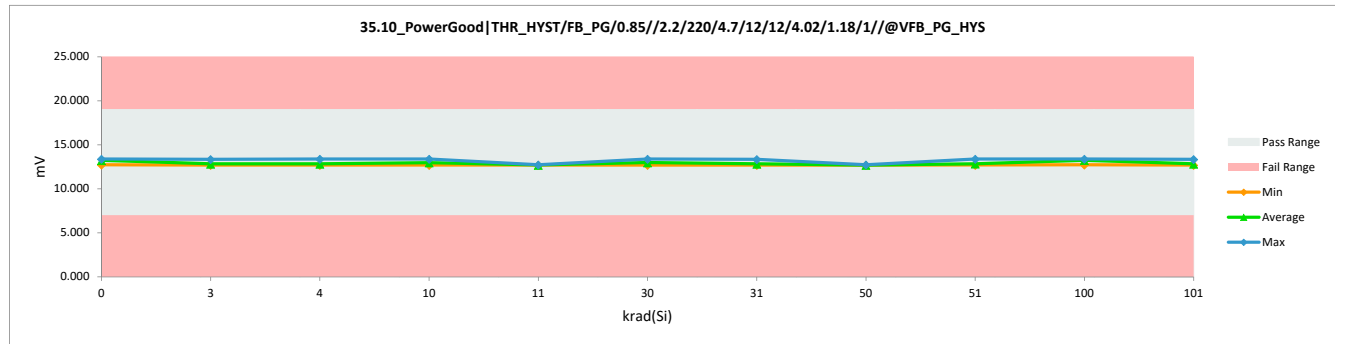
35.10 PowerGood THR_H		
Test Site	Dallas	Dallas
Tester	ETS-364	ETS-364
Test Number	EB6938	EB6938
Unit	mV	mV
Max Limit	19	19
Min Limit	7	7

krad(Si)	Serial #	Pre	Post	Delta
0	51	13.355	13.355	0.000
0	52	12.696	13.355	0.659
0	53	13.396	13.396	0.000
0	54	12.737	12.737	0.000
0	55	12.696	13.355	0.659
3	26	12.696	12.696	0.000
3	27	13.396	12.737	-0.659
3	28	13.396	12.696	-0.700
3	29	12.696	13.355	0.659
3	30	13.355	12.696	-0.659
4	1	13.355	12.696	-0.659
4	2	12.696	12.696	0.000
4	3	12.036	12.696	0.660
4	4	12.696	13.396	0.700
4	5	12.696	12.696	0.000
10	31	13.396	12.737	-0.659
10	32	12.696	12.696	0.000
10	33	12.737	13.396	0.659
10	34	12.737	13.355	0.618
10	35	13.355	12.696	-0.659
11	6	13.396	12.696	-0.700
11	7	12.737	12.737	0.000
11	8	13.355	12.696	-0.659
11	9	13.396	12.696	-0.700
11	10	12.737	12.737	0.000
30	36	12.737	13.355	0.618
30	37	13.396	13.396	0.000
30	38	13.355	12.737	-0.618
30	39	13.396	12.737	-0.659
30	40	13.355	12.696	-0.659
31	15	12.737	12.737	0.000
31	16	13.355	12.696	-0.659
31	17	13.396	12.696	-0.700
31	18	12.696	12.696	0.000
31	19	12.696	13.355	0.659
50	41	13.355	12.696	-0.659
50	42	13.396	12.696	-0.700
50	43	12.737	12.696	-0.041
50	44	12.737	12.737	0.000
50	45	12.696	12.696	0.000
51	11	13.396	13.396	0.000
51	12	12.737	12.737	0.000
51	13	12.696	12.696	0.000
51	14	12.696	12.696	0.000
51	20	12.696	12.696	0.000
100	46	13.396	13.396	0.000
100	47	13.355	13.355	0.000
100	48	12.737	12.737	0.000
100	49	13.355	13.396	0.041
100	50	13.355	13.355	0.000
101	21	12.696	12.737	0.041
101	22	12.696	12.696	0.000
101	23	12.696	12.696	0.000



35.10 PowerGood T		
Test Site	Dallas	
Tester	ETS-364	
Test Number	EB6938	
Max Limit	19	mV
Min Limit	7	mV

krad(Si)	0	3	4	10	11	30	31	50	51	100	101
LL	7.000	7.000	7.000	7.000	7.000	7.000	7.000	7.000	7.000	7.000	7.000
Min	12.737	12.696	12.696	12.696	12.696	12.696	12.696	12.696	12.696	12.737	12.696
Average	13.240	12.836	12.836	12.976	12.712	12.984	12.836	12.704	12.844	13.248	12.836
Max	13.396	13.355	13.396	13.396	12.737	13.396	13.355	12.737	13.396	13.396	13.355
UL	19.000	19.000	19.000	19.000	19.000	19.000	19.000	19.000	19.000	19.000	19.000



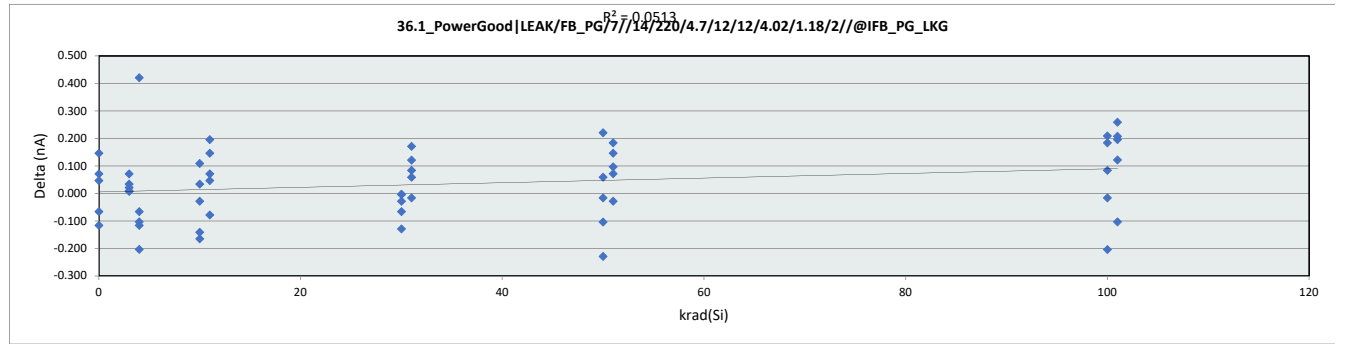
### HDR Report TPS7H1111-QMLP

101	24	13.396	13.355	-0.041
101	25	12.737	12.696	-0.041
	Max	13.396	13.396	0.700
	Average	13.002	12.914	-0.088
	Min	12.036	12.696	-0.700
	Std Dev	0.357	0.310	0.443

# HDR Report TPS7H1111-QMLP

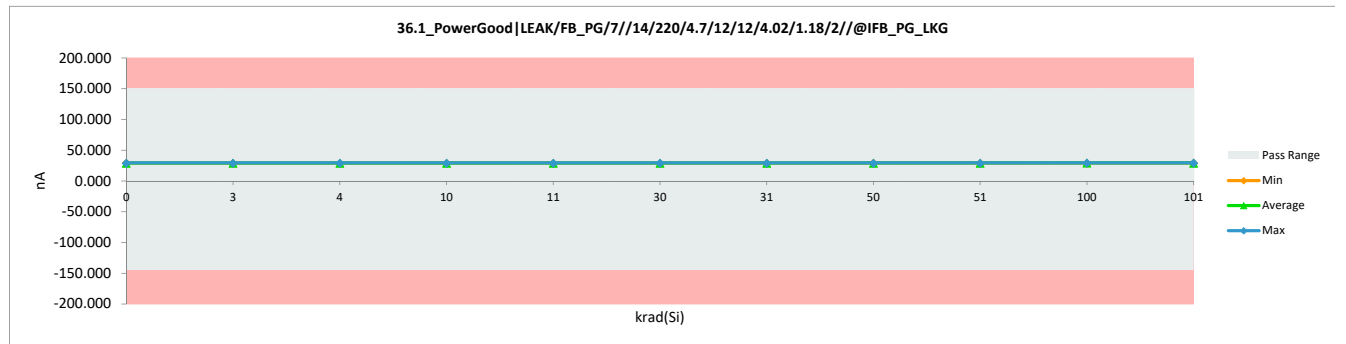
		36.1_PowerGood LEAK/FB	
		Dallas	Dallas
Test Site		Dallas	Dallas
Tester		ETS-364	ETS-364
Test Number		EB6938	EB6938
Unit		nA	nA
Max Limit		150	150
Min Limit		-145	-145

krad(Si)	Serial #	Pre	Post	Delta
0	51	29.148	29.220	0.072
0	52	29.247	29.182	-0.065
0	53	29.322	29.370	0.048
0	54	29.098	29.245	0.147
0	55	29.297	29.182	-0.115
3	26	29.210	29.220	0.010
3	27	29.260	29.282	0.022
3	28	29.272	29.307	0.035
3	29	29.135	29.207	0.072
3	30	29.148	29.157	0.009
4	1	29.422	29.220	-0.202
4	2	29.197	29.095	-0.102
4	3	28.773	29.195	0.422
4	4	29.285	29.220	-0.065
4	5	29.372	29.257	-0.115
10	31	29.210	29.320	0.110
10	32	29.322	29.182	-0.140
10	33	29.222	29.257	0.035
10	34	29.297	29.270	-0.027
10	35	29.222	29.058	-0.164
11	6	29.135	29.332	0.197
11	7	29.035	29.083	0.048
11	8	29.023	29.170	0.147
11	9	29.247	29.170	-0.077
11	10	29.135	29.207	0.072
30	36	29.322	29.320	-0.002
30	37	29.272	29.270	-0.002
30	38	29.397	29.370	-0.027
30	39	29.148	29.020	-0.128
30	40	29.297	29.232	-0.065
31	15	29.135	29.257	0.122
31	16	29.310	29.295	-0.015
31	17	29.110	29.282	0.172
31	18	29.197	29.282	0.085
31	19	29.185	29.245	0.060
50	41	29.247	29.232	-0.015
50	42	29.160	29.220	0.060
50	43	29.410	29.307	-0.103
50	44	29.110	29.332	0.222
50	45	29.360	29.132	-0.228
51	11	29.172	29.270	0.098
51	12	29.172	29.245	0.073
51	13	29.297	29.270	-0.027
51	14	29.035	29.220	0.185
51	20	29.110	29.257	0.147
100	46	29.435	29.420	-0.015
100	47	29.485	29.282	-0.203
100	48	29.310	29.395	0.085
100	49	29.272	29.482	0.210
100	50	29.397	29.582	0.185
101	21	29.447	29.345	-0.102
101	22	29.098	29.307	0.209
101	23	29.197	29.457	0.260



		36.1_PowerGood LE	
		Dallas	Dallas
Test Site		Dallas	Dallas
Tester		ETS-364	ETS-364
Test Number		EB6938	EB6938
Max Limit		150	nA
Min Limit		-145	nA

krad(Si)	0	3	4	10	11	30	31	50	51	100	101
LL	-145.000	-145.000	-145.000	-145.000	-145.000	-145.000	-145.000	-145.000	-145.000	-145.000	-145.000
Min	29.182	29.157	29.095	29.058	29.083	29.020	29.245	29.132	29.220	29.282	29.282
Average	29.240	29.235	29.197	29.217	29.192	29.242	29.272	29.245	29.252	29.432	29.352
Max	29.370	29.307	29.257	29.320	29.332	29.370	29.295	29.332	29.270	29.582	29.457
UL	150.000	150.000	150.000	150.000	150.000	150.000	150.000	150.000	150.000	150.000	150.000



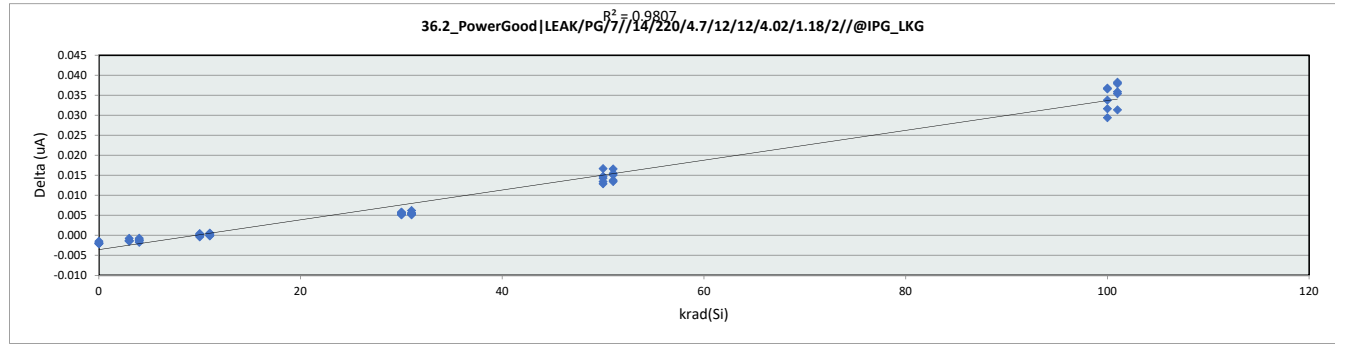
### HDR Report TPS7H1111-QMLP

101	24	29.247	29.370	0.123
101	25	29.085	29.282	0.197
	Max	29.485	29.582	0.422
	Average	29.226	29.262	0.035
	Min	28.773	29.020	-0.228
	Std Dev	0.128	0.101	0.131

# HDR Report TPS7H1111-QMLP

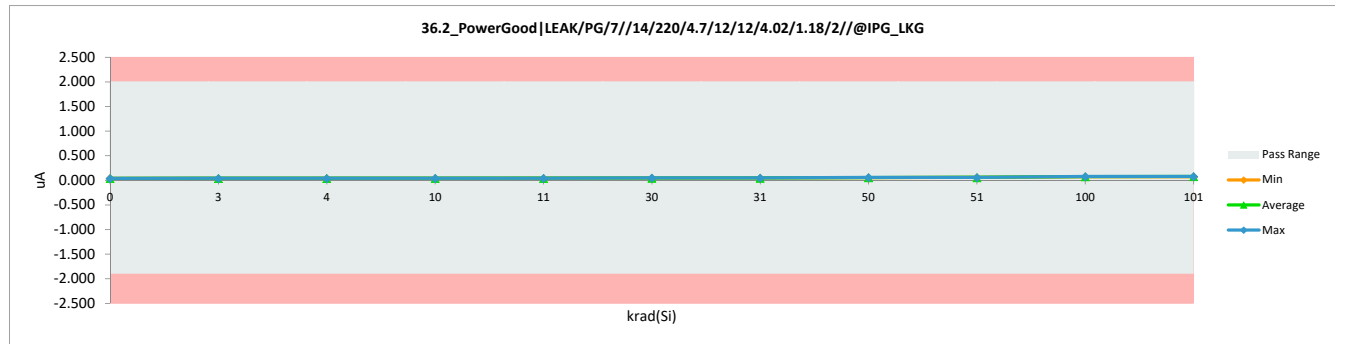
		36.2_PowerGood LEAK/PG	
Test Site	Dallas	Dallas	
Tester	ETS-364	ETS-364	
Test Number	EB6938	EB6938	
Unit	uA	uA	
Max Limit	2	2	
Min Limit	-1.9	-1.9	

krad(Si)	Serial #	Pre	Post	Delta
0	51	0.042	0.041	-0.001
0	52	0.042	0.040	-0.002
0	53	0.043	0.041	-0.002
0	54	0.042	0.041	-0.002
0	55	0.042	0.040	-0.002
3	26	0.043	0.041	-0.001
3	27	0.042	0.041	-0.001
3	28	0.043	0.041	-0.001
3	29	0.043	0.041	-0.001
3	30	0.043	0.042	-0.001
4	1	0.042	0.041	-0.001
4	2	0.042	0.041	-0.001
4	3	0.042	0.041	-0.001
4	4	0.043	0.041	-0.002
4	5	0.042	0.041	-0.001
10	31	0.042	0.043	0.000
10	32	0.042	0.042	0.000
10	33	0.042	0.043	0.001
10	34	0.043	0.043	0.000
10	35	0.043	0.042	0.000
11	6	0.042	0.042	0.000
11	7	0.042	0.042	0.000
11	8	0.042	0.043	0.000
11	9	0.042	0.043	0.001
11	10	0.042	0.042	0.000
30	36	0.043	0.048	0.006
30	37	0.043	0.048	0.005
30	38	0.043	0.049	0.006
30	39	0.043	0.048	0.006
30	40	0.042	0.047	0.005
31	15	0.043	0.049	0.006
31	16	0.042	0.048	0.006
31	17	0.042	0.047	0.005
31	18	0.042	0.048	0.006
31	19	0.043	0.048	0.005
50	41	0.042	0.055	0.013
50	42	0.042	0.057	0.014
50	43	0.043	0.059	0.017
50	44	0.042	0.057	0.015
50	45	0.042	0.056	0.013
51	11	0.042	0.055	0.014
51	12	0.042	0.057	0.015
51	13	0.043	0.059	0.017
51	14	0.042	0.058	0.016
51	20	0.042	0.056	0.014
100	46	0.042	0.076	0.034
100	47	0.043	0.079	0.037
100	48	0.042	0.074	0.032
100	49	0.042	0.072	0.029
100	50	0.043	0.080	0.037
101	21	0.043	0.074	0.031
101	22	0.042	0.078	0.035
101	23	0.042	0.081	0.038



		36.2_PowerGood LE	
Test Site	Dallas	Dallas	
Tester	ETS-364	ETS-364	
Test Number	EB6938	EB6938	
Max Limit	2 uA	2 uA	
Min Limit	-1.9 uA	-1.9 uA	

krad(Si)	0	3	4	10	11	30	31	50	51	100	101
LL	-1.900	-1.900	-1.900	-1.900	-1.900	-1.900	-1.900	-1.900	-1.900	-1.900	-1.900
Min	0.040	0.041	0.041	0.042	0.042	0.047	0.047	0.055	0.055	0.072	0.074
Average	0.041	0.041	0.041	0.043	0.043	0.048	0.048	0.057	0.057	0.076	0.078
Max	0.041	0.042	0.041	0.043	0.043	0.049	0.049	0.059	0.059	0.080	0.081
UL	2.000	2.000	2.000	2.000	2.000	2.000	2.000	2.000	2.000	2.000	2.000



### HDR Report TPS7H1111-QMLP

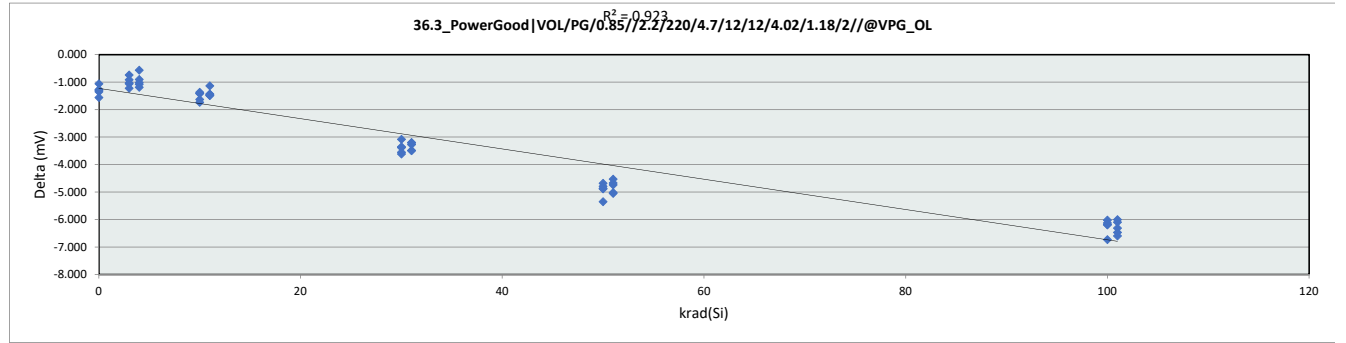
101	24	0.042	0.078	0.036
101	25	0.043	0.080	0.038
	Max	0.043	0.081	0.038
	Average	0.042	0.052	0.010
	Min	0.042	0.040	-0.002
	Std Dev	0.000	0.013	0.013



# HDR Report TPS7H1111-QMLP

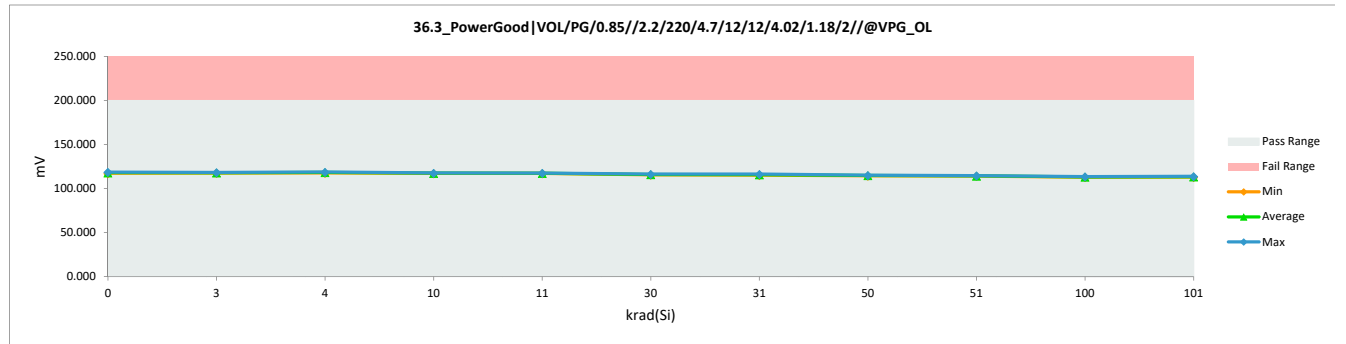
		36.3_PowerGood VOL/PG/	
Test Site	Dallas	Dallas	
Tester	ETS-364	ETS-364	
Test Number	EB6938	EB6938	
Unit	mV	mV	
Max Limit	200	200	
Min Limit	0	0	

krad(Si)	Serial #	Pre	Post	Delta
0	51	118.791	117.239	-1.552
0	52	119.236	117.894	-1.342
0	53	119.595	118.299	-1.296
0	54	119.226	117.969	-1.257
0	55	119.795	118.744	-1.051
3	26	118.701	117.679	-1.022
3	27	119.470	118.254	-1.216
3	28	118.596	117.689	-0.907
3	29	118.951	117.899	-1.052
3	30	118.741	118.009	-0.732
4	1	119.261	118.704	-0.557
4	2	119.321	118.429	-0.892
4	3	118.681	117.669	-1.012
4	4	119.475	118.294	-1.181
4	5	119.376	118.309	-1.067
10	31	118.496	117.139	-1.357
10	32	118.771	117.364	-1.407
10	33	119.056	117.654	-1.402
10	34	119.146	117.524	-1.622
10	35	119.166	117.439	-1.727
11	6	119.031	117.554	-1.477
11	7	118.881	117.444	-1.437
11	8	118.871	117.394	-1.477
11	9	118.201	117.074	-1.127
11	10	118.846	117.424	-1.422
30	36	119.460	116.390	-3.070
30	37	119.331	115.985	-3.346
30	38	119.251	115.645	-3.606
30	39	119.001	115.460	-3.541
30	40	119.500	116.130	-3.370
31	15	118.326	115.130	-3.196
31	16	119.166	115.690	-3.476
31	17	119.620	116.360	-3.260
31	18	118.716	115.235	-3.481
31	19	119.266	116.080	-3.186
50	41	119.715	114.935	-4.780
50	42	119.780	115.110	-4.670
50	43	119.995	114.655	-5.340
50	44	119.226	114.350	-4.876
50	45	119.805	114.950	-4.855
51	11	119.041	114.520	-4.521
51	12	119.121	114.085	-5.036
51	13	119.391	114.660	-4.731
51	14	119.256	114.250	-5.006
51	20	119.086	114.425	-4.661
100	46	119.525	112.805	-6.720
100	47	119.391	113.205	-6.186
100	48	119.605	113.595	-6.010
100	49	119.555	113.380	-6.175
100	50	119.051	112.935	-6.116
101	21	120.105	113.805	-6.300
101	22	119.555	113.565	-5.990
101	23	119.975	113.515	-6.460



		36.3_PowerGood VO	
Test Site	Dallas	Dallas	
Tester	ETS-364	ETS-364	
Test Number	EB6938	EB6938	
Max Limit	200 mV	200 mV	
Min Limit	0 mV	0 mV	

krad(Si)	0	3	4	10	11	30	31	50	51	100	101
LL	0.000	0.000	0.000	0.000	0.000	0.000	0.000	0.000	0.000	0.000	0.000
Min	117.239	117.679	117.669	117.139	117.074	115.460	115.130	114.350	114.085	112.805	112.955
Average	118.029	117.906	118.281	117.424	117.378	115.922	115.699	114.800	114.388	113.184	113.359
Max	118.744	118.254	118.704	117.654	117.554	116.390	116.360	115.110	114.660	113.595	113.805
UL	200.000	200.000	200.000	200.000	200.000	200.000	200.000	200.000	200.000	200.000	200.000



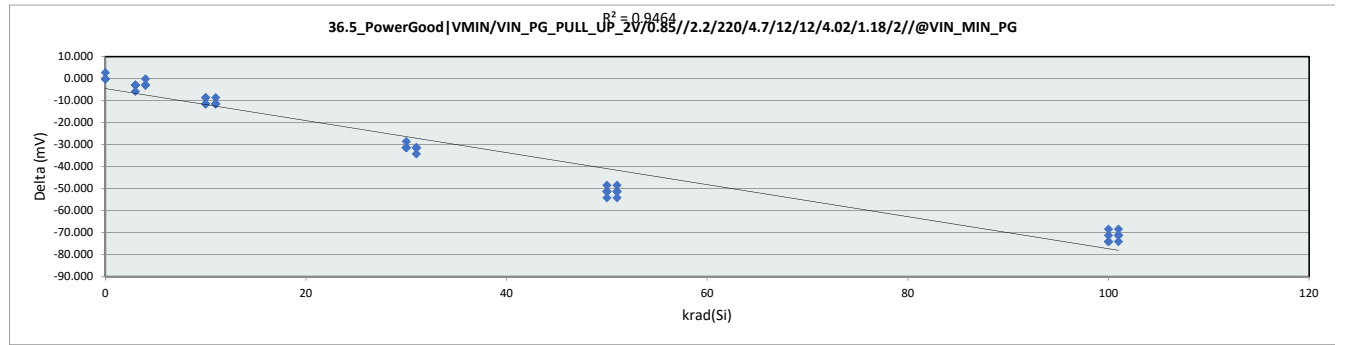
### HDR Report TPS7H1111-QMLP

101	24	119.041	112.955	-6.086
101	25	119.540	112.955	-6.585
	Max	120.105	118.744	-0.557
	Average	119.220	116.034	-3.186
	Min	118.201	112.805	-6.720
	Std Dev	0.415	1.851	2.028

# HDR Report TPS7H1111-QMLP

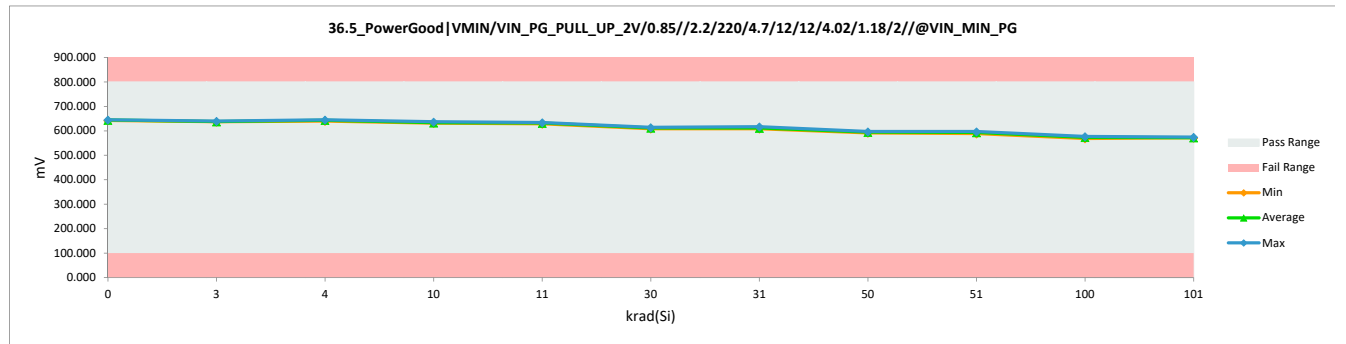
		36.5_PowerGood VMIN/V	
Test Site		Dallas	Dallas
Tester		ETS-364	ETS-364
Test Number		EB6938	EB6938
Unit		mV	mV
Max Limit		800	800
Min Limit		100	100

krad(Si)	Serial #	Pre	Post	Delta
0	51	642.475	642.475	0.000
0	52	645.318	645.318	0.000
0	53	642.475	642.475	0.000
0	54	642.475	645.318	2.843
0	55	645.318	645.318	0.000
3	26	639.632	636.789	-2.843
3	27	642.475	639.632	-2.843
3	28	642.475	636.789	-5.686
3	29	639.632	636.789	-2.843
3	30	639.632	636.789	-2.843
4	1	648.161	645.318	-2.843
4	2	648.161	645.318	-2.843
4	3	642.475	639.632	-2.843
4	4	645.318	642.475	-2.843
4	5	642.475	642.475	0.000
10	31	642.475	631.104	-11.371
10	32	645.318	636.789	-8.529
10	33	642.475	631.104	-11.371
10	34	639.632	631.104	-8.528
10	35	645.318	633.946	-11.372
11	6	645.318	633.946	-11.372
11	7	639.632	628.261	-11.371
11	8	642.475	631.104	-11.371
11	9	642.475	631.104	-11.371
11	10	642.475	633.946	-8.529
30	36	642.475	614.047	-28.428
30	37	642.475	611.204	-31.271
30	38	639.632	608.361	-31.271
30	39	642.475	611.204	-31.271
30	40	645.318	614.047	-31.271
31	15	639.632	608.361	-31.271
31	16	642.475	611.204	-31.271
31	17	648.161	616.890	-31.271
31	18	642.475	608.361	-34.114
31	19	642.475	611.204	-31.271
50	41	645.318	596.990	-48.328
50	42	645.318	594.147	-51.171
50	43	645.318	591.304	-54.014
50	44	645.318	594.147	-51.171
50	45	645.318	594.147	-51.171
51	11	648.161	596.990	-51.171
51	12	645.318	591.304	-54.014
51	13	639.632	588.462	-51.170
51	14	642.475	591.304	-51.171
51	20	645.318	596.990	-48.328
100	46	645.318	571.405	-73.913
100	47	645.318	571.405	-73.913
100	48	648.161	577.090	-71.071
100	49	645.318	577.090	-68.228
100	50	642.475	568.562	-73.913
101	21	639.632	571.405	-68.227
101	22	645.318	574.247	-71.071
101	23	645.318	571.405	-73.913



		36.5_PowerGood VM	
Test Site		Dallas	
Tester		ETS-364	
Test Number		EB6938	
Max Limit		800	mV
Min Limit		100	mV

krad(Si)	0	3	4	10	11	30	31	50	51	100	101
LL	100.000	100.000	100.000	100.000	100.000	100.000	100.000	100.000	100.000	100.000	100.000
Min	642.475	636.789	639.632	631.104	628.261	608.361	608.361	591.304	588.462	568.562	571.405
Average	644.181	637.358	643.044	632.809	631.672	611.773	611.204	594.147	593.010	573.110	571.973
Max	645.318	639.632	645.318	636.789	633.946	614.047	616.890	596.990	596.990	577.090	574.247
UL	800.000	800.000	800.000	800.000	800.000	800.000	800.000	800.000	800.000	800.000	800.000



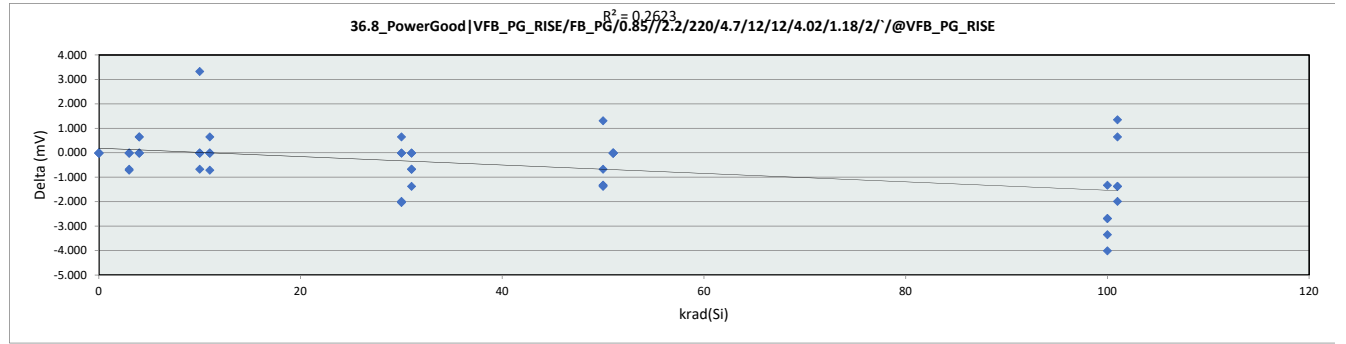
### HDR Report TPS7H1111-QMLP

101	24	642.475	571.405	-71.070
101	25	642.475	571.405	-71.070
	Max	648.161	645.318	2.843
	Average	643.509	613.116	-30.392
	Min	639.632	568.562	-73.913
	Std Dev	2.469	26.003	26.459

# HDR Report TPS7H1111-QMLP

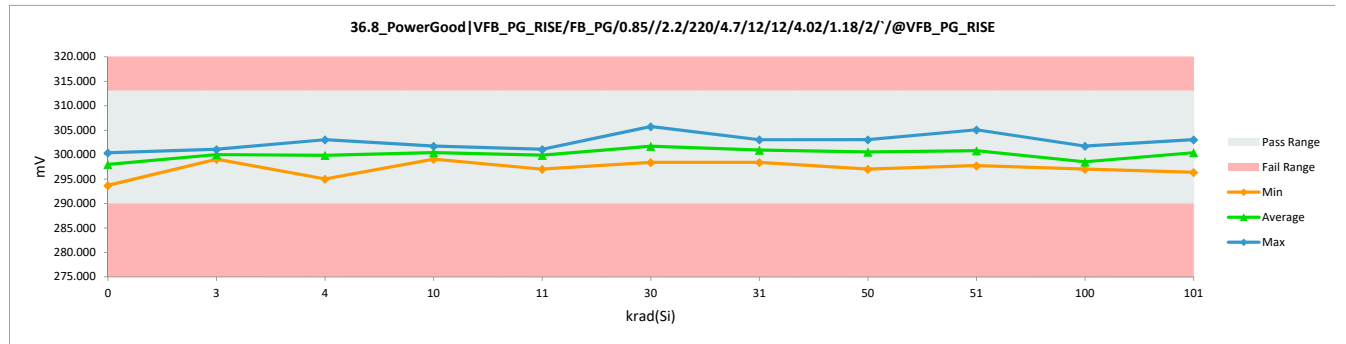
		36.8_PowerGood VFB_PG	VFB_PG
Test Site		Dallas	Dallas
Tester		ETS-364	ETS-364
Test Number		EB6938	EB6938
Unit		mV	mV
Max Limit		313	313
Min Limit		290	290

krad(Si)	Serial #	Pre	Post	Delta
0	51	300.389	300.389	0.000
0	52	297.050	297.050	0.000
0	53	298.410	298.410	0.000
0	54	293.711	293.711	0.000
0	55	300.389	300.389	0.000
3	26	299.729	299.070	-0.659
3	27	301.089	301.089	0.000
3	28	301.089	300.389	-0.700
3	29	299.729	299.729	0.000
3	30	299.729	299.729	0.000
4	1	295.030	295.030	0.000
4	2	302.408	303.068	0.660
4	3	299.729	299.729	0.000
4	4	298.410	299.070	0.660
4	5	302.408	302.408	0.000
10	31	301.749	301.749	0.000
10	32	299.729	299.070	-0.659
10	33	301.749	301.749	0.000
10	34	296.390	299.729	3.339
10	35	299.729	299.729	0.000
11	6	301.089	300.389	-0.700
11	7	301.089	301.089	0.000
11	8	297.050	297.050	0.000
11	9	299.070	299.729	0.659
11	10	301.089	301.089	0.000
30	36	301.749	299.729	-2.020
30	37	305.747	305.747	0.000
30	38	303.727	301.749	-1.978
30	39	298.410	298.410	0.000
30	40	302.408	303.068	0.660
31	15	298.410	298.410	0.000
31	16	303.727	303.068	-0.659
31	17	301.749	300.389	-1.360
31	18	300.389	299.729	-0.660
31	19	303.068	303.068	0.000
50	41	300.389	299.070	-1.319
50	42	298.410	297.050	-1.360
50	43	301.089	302.408	1.319
50	44	302.408	301.089	-1.319
50	45	303.727	303.068	-0.659
51	11	305.088	305.088	0.000
51	12	297.751	297.751	0.000
51	13	300.389	300.389	0.000
51	14	300.389	300.389	0.000
51	20	300.389	300.389	0.000
100	46	302.408	298.410	-3.998
100	47	299.729	297.050	-2.679
100	48	301.089	298.410	-2.679
100	49	303.068	301.749	-1.319
100	50	300.389	297.050	-3.339
101	21	300.389	298.410	-1.979
101	22	299.729	301.089	1.360
101	23	302.408	303.068	0.660



		36.8_PowerGood VFB_PG	VFB_PG
Test Site		Dallas	Dallas
Tester		ETS-364	ETS-364
Test Number		EB6938	EB6938
Max Limit		313	mV
Min Limit		290	mV

krad(Si)	0	3	4	10	11	30	31	50	51	100	101
LL	290.000	290.000	290.000	290.000	290.000	290.000	290.000	290.000	290.000	290.000	290.000
Min	293.711	299.070	295.030	299.070	297.050	298.410	298.410	297.050	297.751	297.050	296.390
Average	297.990	300.001	299.861	300.405	299.869	301.741	300.933	300.537	300.801	298.534	300.405
Max	300.389	301.089	303.068	301.749	301.089	305.747	303.068	303.068	305.088	301.749	303.068
UL	313.000	313.000	313.000	313.000	313.000	313.000	313.000	313.000	313.000	313.000	313.000



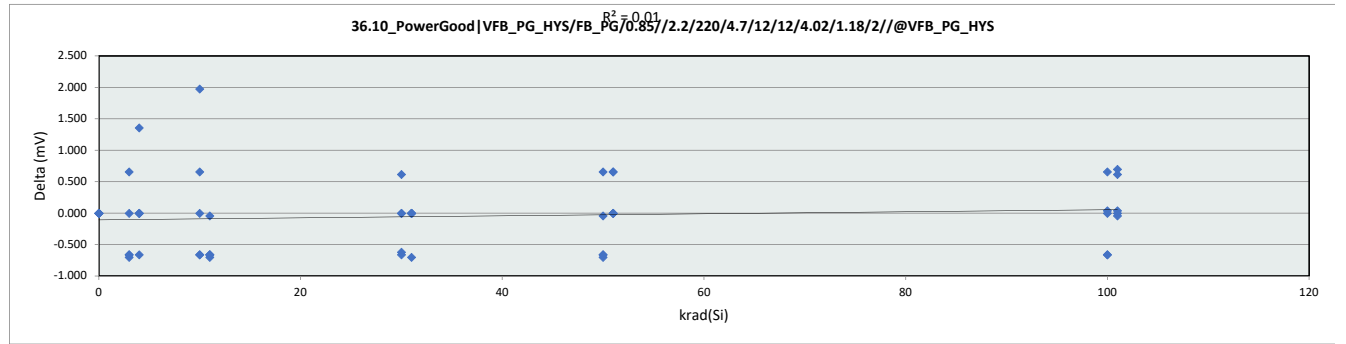
HDR Report  
TPS7H1111-QMLP

101	24	304.428	303.068	-1.360
101	25	297.751	296.390	-1.361
	Max	305.747	305.747	3.339
	Average	300.524	300.098	-0.426
	Min	293.711	293.711	-3.998
	Std Dev	2.355	2.358	1.187

# HDR Report TPS7H1111-QMLP

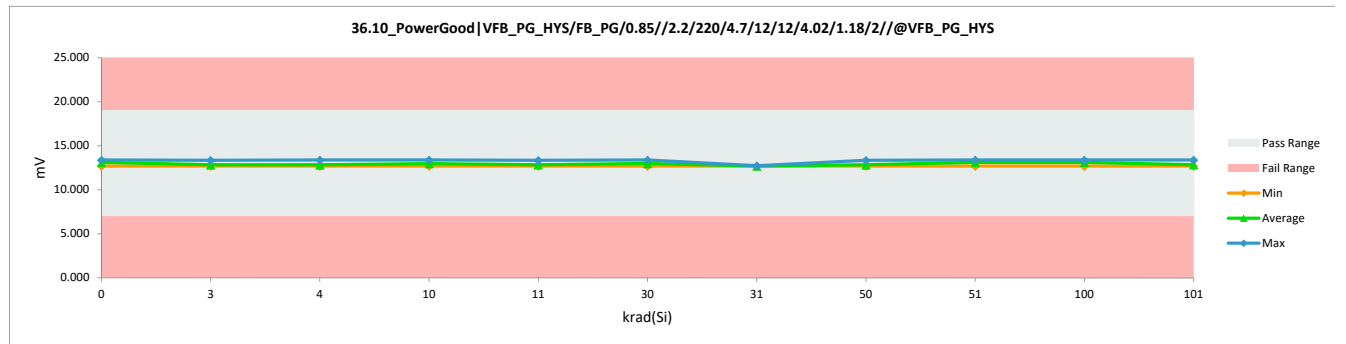
36.10_PowerGood VFB_PG		
Test Site	Dallas	Dallas
Tester	ETS-364	ETS-364
Test Number	EB6938	EB6938
Unit	mV	mV
Max Limit	19	19
Min Limit	7	7

krad(Si)	Serial #	Pre	Post	Delta
0	51	13.355	13.355	0.000
0	52	13.355	13.355	0.000
0	53	13.396	13.396	0.000
0	54	12.737	12.737	0.000
0	55	12.696	12.696	0.000
3	26	13.355	12.696	-0.659
3	27	12.737	12.737	0.000
3	28	13.396	12.696	-0.700
3	29	12.696	13.355	0.659
3	30	13.355	12.696	-0.659
4	1	13.355	12.696	-0.659
4	2	12.696	12.696	0.000
4	3	12.696	12.696	0.000
4	4	12.036	13.396	1.360
4	5	12.696	12.696	0.000
10	31	13.396	12.737	-0.659
10	32	12.696	12.696	0.000
10	33	12.737	13.396	0.659
10	34	11.377	13.355	1.978
10	35	13.355	12.696	-0.659
11	6	13.396	12.696	-0.700
11	7	13.396	12.737	-0.659
11	8	13.355	12.696	-0.659
11	9	13.396	13.355	-0.041
11	10	13.396	12.737	-0.659
30	36	12.737	13.355	0.618
30	37	13.396	13.396	0.000
30	38	13.355	12.737	-0.618
30	39	13.396	12.737	-0.659
30	40	12.696	12.696	0.000
31	15	12.737	12.737	0.000
31	16	12.696	12.696	0.000
31	17	13.396	12.696	-0.700
31	18	12.696	12.696	0.000
31	19	12.696	12.696	0.000
50	41	13.355	12.696	-0.659
50	42	13.396	12.696	-0.700
50	43	12.737	12.696	-0.041
50	44	13.396	12.737	-0.659
50	45	12.696	13.355	0.659
51	11	13.396	13.396	0.000
51	12	12.737	12.737	0.000
51	13	12.696	13.355	0.659
51	14	12.696	13.355	0.659
51	20	12.696	12.696	0.000
100	46	13.396	12.737	-0.659
100	47	13.355	13.355	0.000
100	48	12.737	13.396	0.659
100	49	13.355	13.396	0.041
100	50	13.355	12.696	-0.659
101	21	12.696	12.737	0.041
101	22	12.696	13.396	0.700
101	23	12.696	12.696	0.000



36.10_PowerGood V		
Test Site	Dallas	
Tester	ETS-364	
Test Number	EB6938	
Max Limit	19	mV
Min Limit	7	mV

krad(Si)	0	3	4	10	11	30	31	50	51	100	101
LL	7.000	7.000	7.000	7.000	7.000	7.000	7.000	7.000	7.000	7.000	7.000
Min	12.696	12.696	12.696	12.696	12.696	12.696	12.696	12.696	12.696	12.696	12.696
Average	13.108	12.836	12.836	12.976	12.844	12.984	12.704	12.836	13.108	13.116	12.844
Max	13.396	13.355	13.396	13.396	13.355	13.396	12.737	13.355	13.396	13.396	13.396
UL	19.000	19.000	19.000	19.000	19.000	19.000	19.000	19.000	19.000	19.000	19.000



### HDR Report TPS7H1111-QMLP

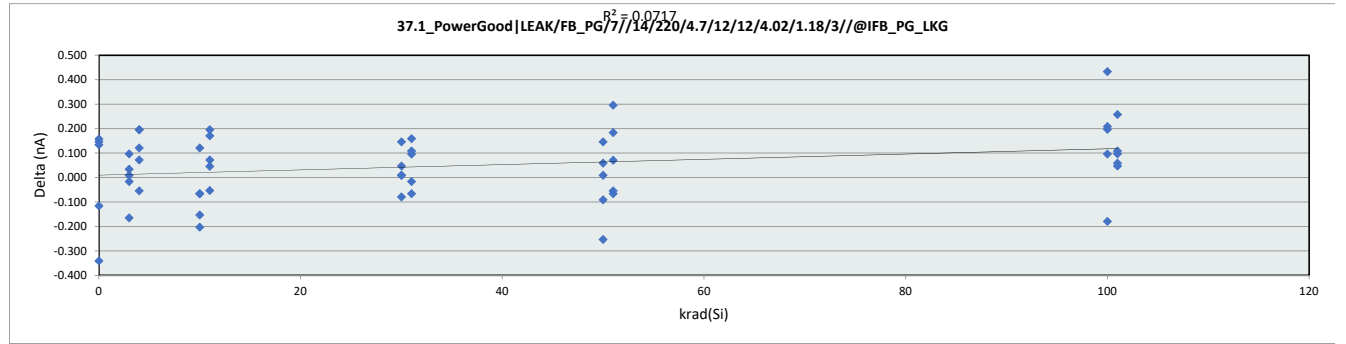
101	24	12.077	12.696	0.619
101	25	12.737	12.696	-0.041
	Max	13.396	13.396	1.978
	Average	12.977	12.927	-0.051
	Min	11.377	12.696	-0.700
	Std Dev	0.436	0.315	0.569



# HDR Report TPS7H1111-QMLP

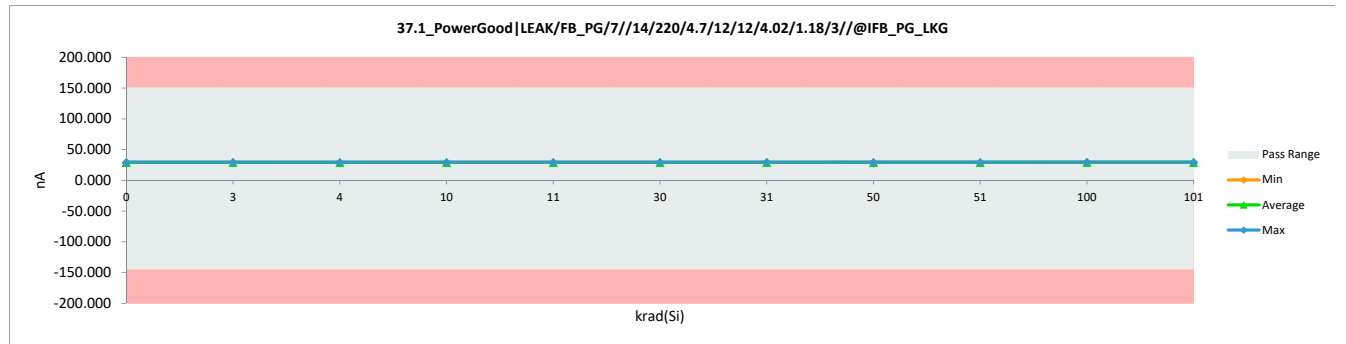
		37.1_PowerGood LEAK/FB	
		Dallas	Dallas
Test Site		Dallas	Dallas
Tester		ETS-364	ETS-364
Test Number		EB6938	EB6938
Unit		nA	nA
Max Limit		150	150
Min Limit		-145	-145

krad(Si)	Serial #	Pre	Post	Delta
0	51	29.172	29.320	0.148
0	52	29.397	29.282	-0.115
0	53	29.497	29.157	-0.340
0	54	29.160	29.295	0.135
0	55	28.998	29.157	0.159
3	26	29.123	29.108	-0.015
3	27	29.247	29.083	-0.164
3	28	29.185	29.220	0.035
3	29	29.222	29.232	0.010
3	30	29.197	29.295	0.098
4	1	29.272	29.345	0.073
4	2	29.073	29.020	-0.053
4	3	29.160	29.282	0.122
4	4	29.110	29.307	0.197
4	5	29.110	29.307	0.197
10	31	29.247	29.182	-0.065
10	32	29.297	29.095	-0.202
10	33	29.322	29.170	-0.152
10	34	29.110	29.232	0.122
10	35	29.260	29.195	-0.065
11	6	29.110	29.157	0.047
11	7	29.172	29.245	0.073
11	8	29.297	29.245	-0.052
11	9	29.073	29.245	0.172
11	10	29.073	29.270	0.197
30	36	29.210	29.357	0.147
30	37	29.210	29.220	0.010
30	38	29.447	29.495	0.048
30	39	29.110	29.120	0.010
30	40	29.285	29.207	-0.078
31	15	29.010	29.170	0.160
31	16	29.197	29.307	0.110
31	17	29.310	29.245	-0.065
31	18	29.310	29.407	0.097
31	19	29.098	29.083	-0.015
50	41	29.260	29.270	0.010
50	42	29.185	29.095	-0.090
50	43	29.135	29.195	0.060
50	44	29.185	29.332	0.147
50	45	29.547	29.295	-0.252
51	11	29.260	29.195	-0.065
51	12	29.260	29.207	-0.053
51	13	28.960	29.257	0.297
51	14	29.085	29.157	0.072
51	20	29.185	29.370	0.185
100	46	29.435	29.532	0.097
100	47	29.023	29.457	0.434
100	48	29.222	29.420	0.198
100	49	29.385	29.207	-0.178
100	50	29.235	29.445	0.210
101	21	29.472	29.520	0.048
101	22	29.098	29.357	0.259
101	23	29.235	29.295	0.060



		37.1_PowerGood LE	
		Dallas	Dallas
Test Site		Dallas	Dallas
Tester		ETS-364	ETS-364
Test Number		EB6938	EB6938
Max Limit		150	nA
Min Limit		-145	nA

krad(Si)	0	3	4	10	11	30	31	50	51	100	101
LL	-145.000	-145.000	-145.000	-145.000	-145.000	-145.000	-145.000	-145.000	-145.000	-145.000	-145.000
Min	29.157	29.083	29.020	29.095	29.157	29.120	29.083	29.095	29.157	29.207	29.220
Average	29.242	29.188	29.252	29.175	29.232	29.280	29.242	29.237	29.237	29.412	29.342
Max	29.320	29.295	29.345	29.232	29.270	29.495	29.407	29.332	29.370	29.532	29.520
UL	150.000	150.000	150.000	150.000	150.000	150.000	150.000	150.000	150.000	150.000	150.000



### HDR Report TPS7H1111-QMLP

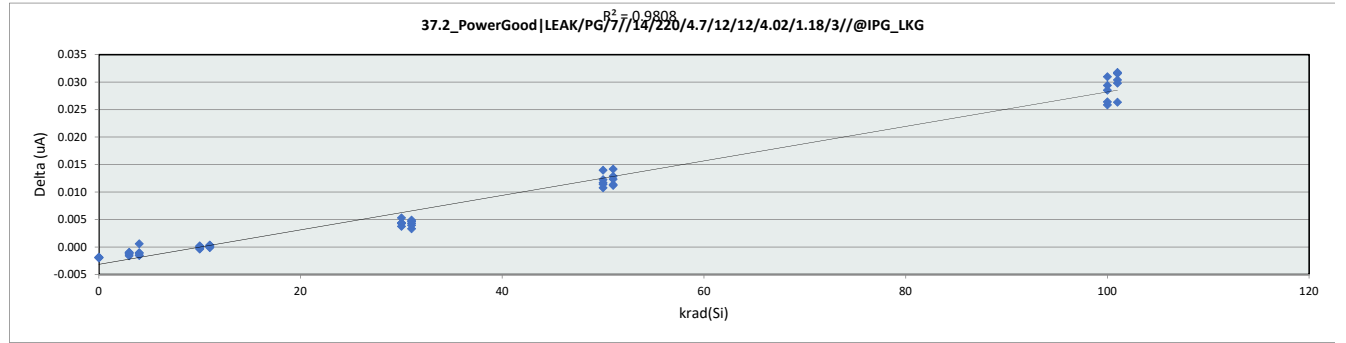
101	24	29.222	29.320	0.098
101	25	29.110	29.220	0.110
	Max	29.547	29.532	0.434
	Average	29.210	29.258	0.048
	Min	28.960	29.020	-0.340
	Std Dev	0.127	0.113	0.142

# HDR Report

## TPS7H1111-QMLP

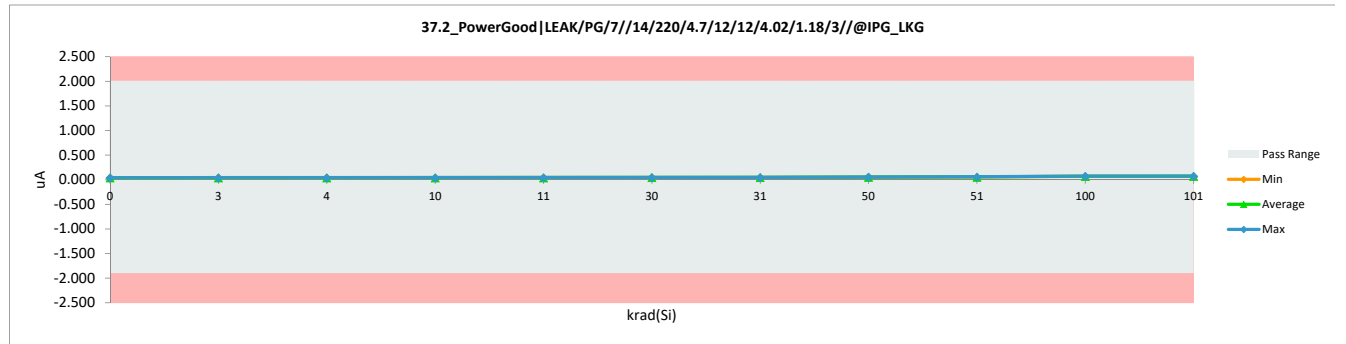
		37.2_PowerGood LEAK/PG	
Test Site	Dallas	Dallas	
Tester	ETS-364	ETS-364	
Test Number	EB6938	EB6938	
Unit	uA	uA	
Max Limit	2	2	
Min Limit	-1.9	-1.9	

krad(Si)	Serial #	Pre	Post	Delta
0	51	0.042	0.040	-0.002
0	52	0.041	0.040	-0.002
0	53	0.041	0.040	-0.002
0	54	0.041	0.040	-0.002
0	55	0.042	0.040	-0.002
3	26	0.042	0.041	-0.001
3	27	0.042	0.040	-0.002
3	28	0.042	0.041	-0.001
3	29	0.042	0.041	-0.001
3	30	0.042	0.040	-0.001
4	1	0.041	0.042	0.001
4	2	0.041	0.040	-0.001
4	3	0.041	0.040	-0.001
4	4	0.041	0.040	-0.001
4	5	0.042	0.040	-0.001
10	31	0.042	0.042	0.000
10	32	0.041	0.041	0.000
10	33	0.042	0.042	0.000
10	34	0.042	0.041	0.000
10	35	0.042	0.042	0.000
11	6	0.041	0.041	0.000
11	7	0.042	0.042	0.000
11	8	0.042	0.042	0.000
11	9	0.041	0.042	0.000
11	10	0.042	0.042	0.000
30	36	0.042	0.046	0.004
30	37	0.042	0.047	0.005
30	38	0.042	0.047	0.004
30	39	0.042	0.046	0.004
30	40	0.041	0.045	0.004
31	15	0.042	0.047	0.005
31	16	0.042	0.046	0.004
31	17	0.041	0.045	0.003
31	18	0.041	0.046	0.005
31	19	0.042	0.046	0.004
50	41	0.041	0.052	0.011
50	42	0.042	0.053	0.012
50	43	0.042	0.056	0.014
50	44	0.042	0.054	0.012
50	45	0.041	0.053	0.011
51	11	0.041	0.052	0.011
51	12	0.041	0.054	0.012
51	13	0.042	0.056	0.014
51	14	0.042	0.055	0.013
51	20	0.041	0.053	0.011
100	46	0.042	0.070	0.029
100	47	0.042	0.073	0.031
100	48	0.041	0.068	0.026
100	49	0.041	0.067	0.026
100	50	0.042	0.071	0.029
101	21	0.042	0.068	0.026
101	22	0.041	0.071	0.030
101	23	0.042	0.073	0.032



		37.2_PowerGood LE	
Test Site	Dallas	Dallas	
Tester	ETS-364	ETS-364	
Test Number	EB6938	EB6938	
Max Limit	2 uA	2 uA	
Min Limit	-1.9 uA	-1.9 uA	

krad(Si)	0	3	4	10	11	30	31	50	51	100	101
LL	-1.900	-1.900	-1.900	-1.900	-1.900	-1.900	-1.900	-1.900	-1.900	-1.900	-1.900
Min	0.040	0.040	0.040	0.041	0.041	0.045	0.045	0.052	0.052	0.067	0.068
Average	0.040	0.041	0.041	0.042	0.042	0.046	0.046	0.054	0.054	0.070	0.072
Max	0.040	0.041	0.042	0.042	0.042	0.047	0.047	0.056	0.056	0.073	0.073
UL	2.000	2.000	2.000	2.000	2.000	2.000	2.000	2.000	2.000	2.000	2.000



### HDR Report TPS7H1111-QMLP

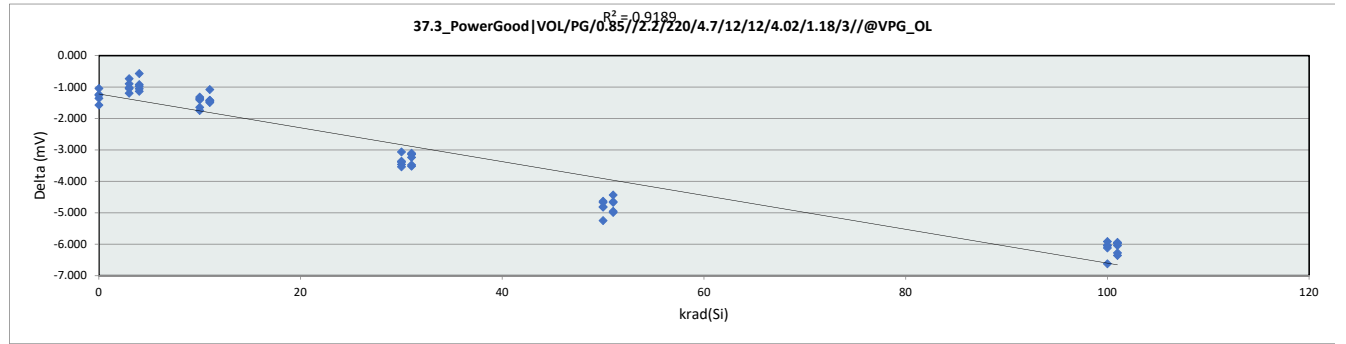
101	24	0.042	0.072	0.030
101	25	0.042	0.073	0.032
	Max	0.042	0.073	0.032
	Average	0.042	0.050	0.008
	Min	0.041	0.040	-0.002
	Std Dev	0.000	0.011	0.011

# HDR Report

## TPS7H1111-QMLP

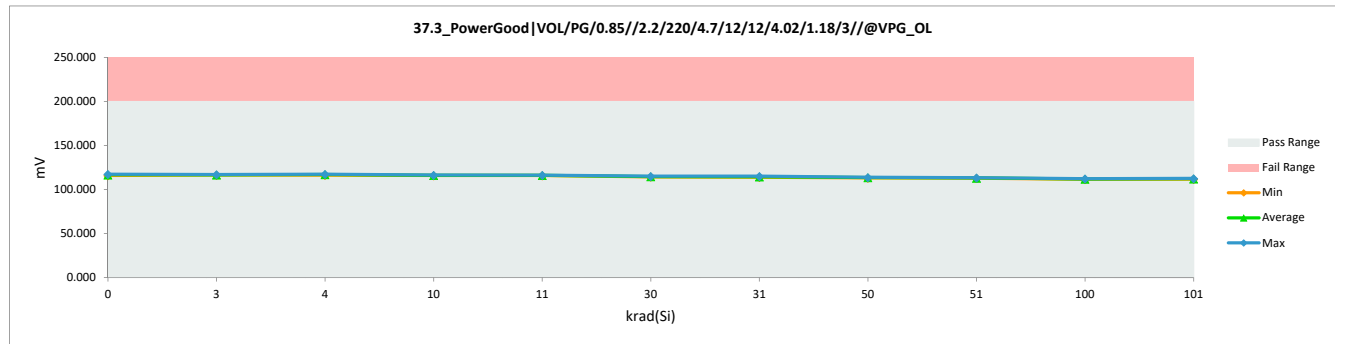
		37.3_PowerGood VOL/PG/	
Test Site		Dallas	Dallas
Tester		ETS-364	ETS-364
Test Number		EB6938	EB6938
Unit		mV	mV
Max Limit		200	200
Min Limit		0	0

krad(Si)	Serial #	Pre	Post	Delta
0	51	117.476	115.910	-1.566
0	52	117.906	116.555	-1.351
0	53	118.256	117.004	-1.252
0	54	117.876	116.649	-1.227
0	55	118.466	117.429	-1.037
3	26	117.406	116.365	-1.041
3	27	118.151	116.964	-1.187
3	28	117.286	116.400	-0.886
3	29	117.646	116.634	-1.012
3	30	117.441	116.714	-0.727
4	1	117.911	117.349	-0.562
4	2	118.041	117.129	-0.912
4	3	117.361	116.395	-0.966
4	4	118.161	117.034	-1.127
4	5	118.056	117.009	-1.047
10	31	117.171	115.860	-1.311
10	32	117.466	116.070	-1.396
10	33	117.766	116.405	-1.361
10	34	117.876	116.240	-1.636
10	35	117.851	116.115	-1.736
11	6	117.701	116.250	-1.451
11	7	117.576	116.165	-1.411
11	8	117.556	116.075	-1.481
11	9	116.871	115.800	-1.071
11	10	117.541	116.125	-1.416
30	36	118.151	115.095	-3.056
30	37	118.026	114.675	-3.351
30	38	117.906	114.375	-3.531
30	39	117.691	114.240	-3.451
30	40	118.176	114.800	-3.376
31	15	117.011	113.880	-3.131
31	16	117.891	114.380	-3.511
31	17	118.321	115.090	-3.231
31	18	117.446	113.980	-3.466
31	19	117.936	114.840	-3.096
50	41	118.371	113.710	-4.661
50	42	118.476	113.855	-4.621
50	43	118.686	113.445	-5.241
50	44	117.931	113.125	-4.806
50	45	118.506	113.700	-4.806
51	11	117.691	113.265	-4.426
51	12	117.781	112.800	-4.981
51	13	118.076	113.415	-4.661
51	14	117.921	112.975	-4.946
51	20	117.791	113.150	-4.641
100	46	118.196	111.581	-6.615
100	47	118.066	111.956	-6.110
100	48	118.291	112.385	-5.906
100	49	118.226	112.186	-6.040
100	50	117.741	111.716	-6.025
101	21	118.811	112.545	-6.266
101	22	118.231	112.300	-5.931
101	23	118.631	112.280	-6.351



		37.3_PowerGood VO	
Test Site		Dallas	
Tester		ETS-364	
Test Number		EB6938	
Max Limit		200	mV
Min Limit		0	mV

krad(Si)	0	3	4	10	11	30	31	50	51	100	101
LL	0.000	0.000	0.000	0.000	0.000	0.000	0.000	0.000	0.000	0.000	0.000
Min	115.910	116.365	116.395	115.860	115.800	114.240	113.880	113.125	112.800	111.581	111.721
Average	116.709	116.615	116.983	116.138	116.083	114.637	114.434	113.567	113.121	111.965	112.208
Max	117.429	116.964	117.349	116.405	116.250	115.095	115.090	113.855	113.415	112.385	112.545
UL	200.000	200.000	200.000	200.000	200.000	200.000	200.000	200.000	200.000	200.000	200.000



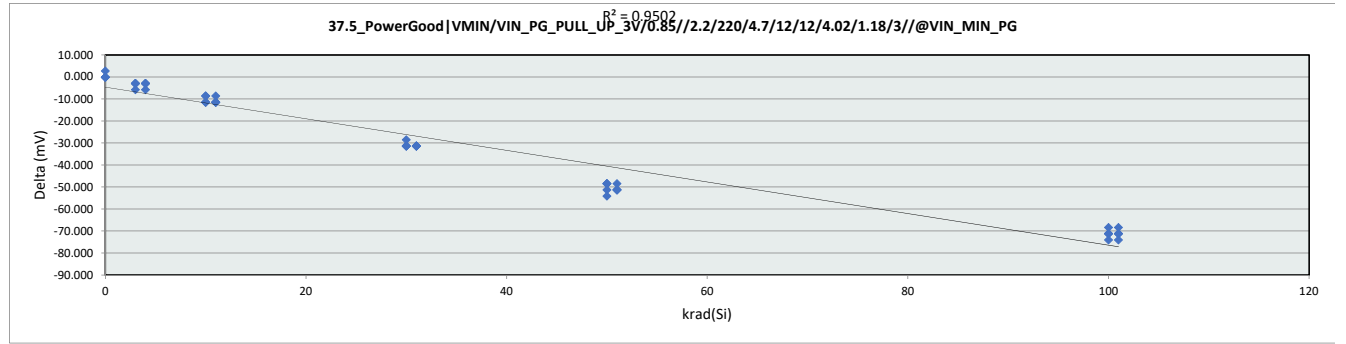
### HDR Report TPS7H1111-QMLP

101	24	117.686	111.721	-5.965
101	25	118.231	112.196	-6.035
	Max	118.811	117.429	-0.562
	Average	117.904	114.769	-3.135
	Min	116.871	111.581	-6.615
	Std Dev	0.413	1.811	1.985

# HDR Report TPS7H1111-QMLP

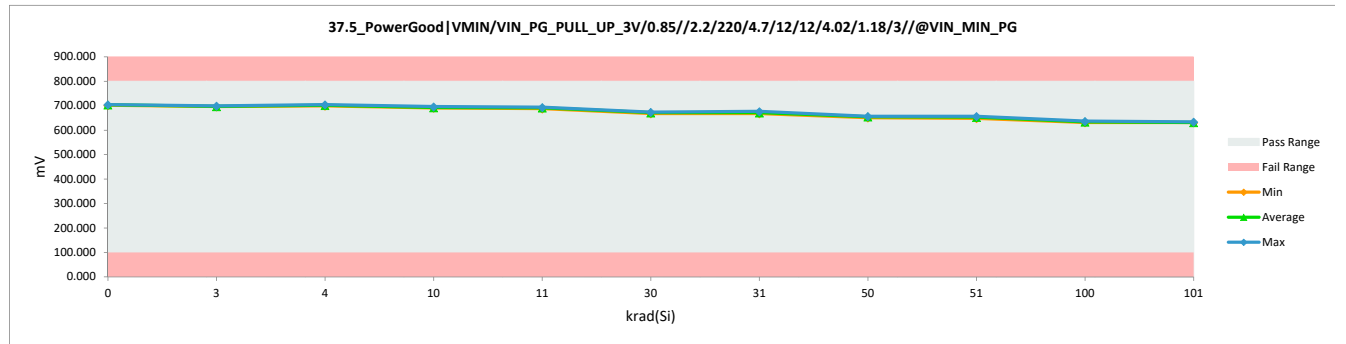
		37.5_PowerGood VMIN/V	
Test Site		Dallas	Dallas
Tester		ETS-364	ETS-364
Test Number		EB6938	EB6938
Unit		mV	mV
Max Limit		800	800
Min Limit		100	100

krad(Si)	Serial #	Pre	Post	Delta
0	51	702.174	702.174	0.000
0	52	705.017	705.017	0.000
0	53	702.174	702.174	0.000
0	54	702.174	705.017	2.843
0	55	705.017	705.017	0.000
3	26	699.331	696.488	-2.843
3	27	702.174	699.331	-2.843
3	28	702.174	696.488	-5.686
3	29	699.331	696.488	-2.843
3	30	699.331	696.488	-2.843
4	1	707.860	705.017	-2.843
4	2	707.860	702.174	-5.686
4	3	702.174	699.331	-2.843
4	4	705.017	702.174	-2.843
4	5	702.174	699.331	-2.843
10	31	702.174	690.803	-11.371
10	32	705.017	696.488	-8.529
10	33	702.174	690.803	-11.371
10	34	699.331	690.803	-8.528
10	35	705.017	693.645	-11.372
11	6	705.017	693.645	-11.372
11	7	699.331	687.960	-11.371
11	8	702.174	690.803	-11.371
11	9	702.174	690.803	-11.371
11	10	702.174	693.645	-8.529
30	36	702.174	673.746	-28.428
30	37	702.174	670.903	-31.271
30	38	699.331	668.060	-31.271
30	39	702.174	670.903	-31.271
30	40	705.017	673.746	-31.271
31	15	699.331	668.060	-31.271
31	16	702.174	670.903	-31.271
31	17	707.860	676.589	-31.271
31	18	702.174	670.903	-31.271
31	19	702.174	670.903	-31.271
50	41	705.017	656.689	-48.328
50	42	705.017	656.689	-48.328
50	43	705.017	651.003	-54.014
50	44	705.017	653.846	-51.171
50	45	705.017	656.689	-48.328
51	11	707.860	656.689	-51.171
51	12	705.017	653.846	-51.171
51	13	699.331	648.161	-51.170
51	14	702.174	651.003	-51.171
51	20	705.017	656.689	-48.328
100	46	705.017	633.946	-71.071
100	47	705.017	631.104	-73.913
100	48	707.860	636.789	-71.071
100	49	705.017	636.789	-68.228
100	50	702.174	631.104	-71.070
101	21	699.331	631.104	-68.227
101	22	705.017	633.946	-71.071
101	23	705.017	631.104	-73.913



		37.5_PowerGood VM	
Test Site		Dallas	
Tester		ETS-364	
Test Number		EB6938	
Max Limit		800	mV
Min Limit		100	mV

krad(Si)	0	3	4	10	11	30	31	50	51	100	101
LL	100.000	100.000	100.000	100.000	100.000	100.000	100.000	100.000	100.000	100.000	100.000
Min	702.174	696.488	699.331	690.803	687.960	668.060	668.060	651.003	648.161	631.104	631.104
Average	703.880	697.057	701.605	692.508	691.371	671.472	671.472	654.983	653.278	633.946	631.672
Max	705.017	699.331	705.017	696.488	693.645	673.746	676.589	656.689	656.689	636.789	633.946
UL	800.000	800.000	800.000	800.000	800.000	800.000	800.000	800.000	800.000	800.000	800.000



### HDR Report TPS7H1111-QMLP

101	24	702.174	631.104	-71.070
101	25	702.174	631.104	-71.070
	Max	707.860	705.017	2.843
	Average	703.208	673.022	-30.186
	Min	699.331	631.104	-73.913
	Std Dev	2.469	25.592	26.052

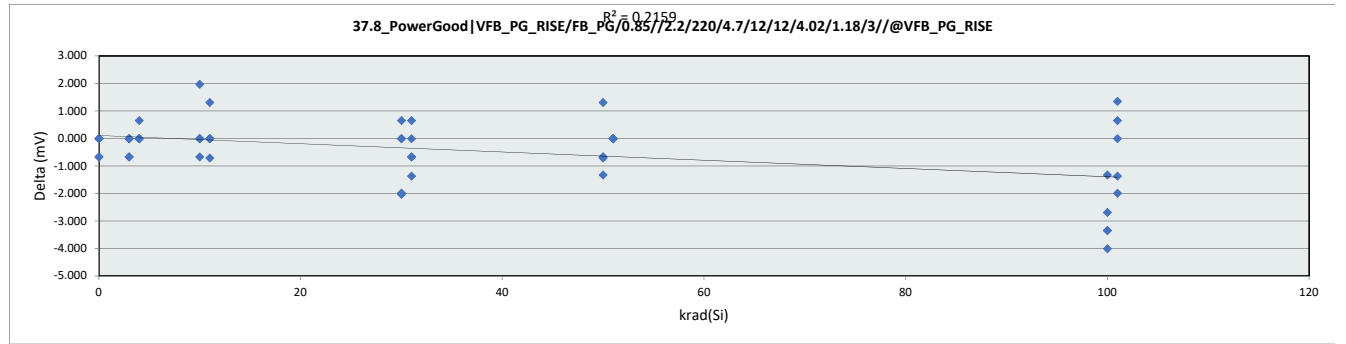


# HDR Report

## TPS7H1111-QMLP

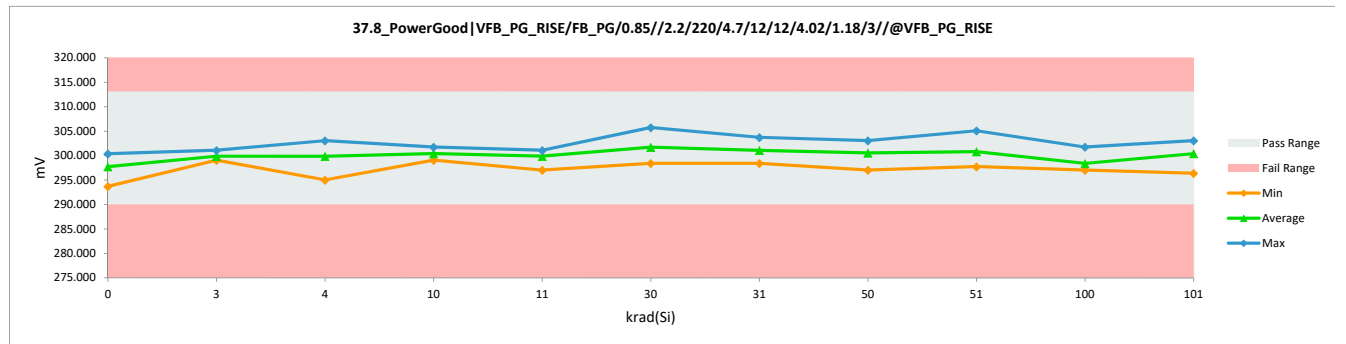
		37.8_PowerGood VFB_PG	VFB_PG
Test Site		Dallas	Dallas
Tester		ETS-364	ETS-364
Test Number		EB6938	EB6938
Unit		mV	mV
Max Limit		313	313
Min Limit		290	290

krad(Si)	Serial #	Pre	Post	Delta
0	51	300.389	299.729	-0.660
0	52	297.050	297.050	0.000
0	53	298.410	297.751	-0.659
0	54	293.711	293.711	0.000
0	55	300.389	300.389	0.000
3	26	299.729	299.070	-0.659
3	27	301.089	301.089	0.000
3	28	300.389	300.389	0.000
3	29	299.729	299.070	-0.659
3	30	299.729	299.729	0.000
4	1	295.030	295.030	0.000
4	2	302.408	303.068	0.660
4	3	299.729	299.729	0.000
4	4	299.070	299.070	0.000
4	5	302.408	302.408	0.000
10	31	301.749	301.749	0.000
10	32	299.729	299.070	-0.659
10	33	301.749	301.749	0.000
10	34	297.751	299.729	1.978
10	35	299.729	299.729	0.000
11	6	301.089	300.389	-0.700
11	7	301.089	301.089	0.000
11	8	297.050	297.050	0.000
11	9	298.410	299.729	1.319
11	10	301.089	301.089	0.000
30	36	301.749	299.729	-2.020
30	37	305.747	305.747	0.000
30	38	303.727	301.749	-1.978
30	39	298.410	298.410	0.000
30	40	302.408	303.068	0.660
31	15	298.410	298.410	0.000
31	16	303.727	303.068	-0.659
31	17	301.749	300.389	-1.360
31	18	300.389	299.729	-0.660
31	19	303.068	303.727	0.659
50	41	300.389	299.070	-1.319
50	42	297.751	297.050	-0.701
50	43	301.089	302.408	1.319
50	44	301.749	301.089	-0.660
50	45	303.727	303.068	-0.659
51	11	305.088	305.088	0.000
51	12	297.751	297.751	0.000
51	13	300.389	300.389	0.000
51	14	300.389	300.389	0.000
51	20	300.389	300.389	0.000
100	46	302.408	298.410	-3.998
100	47	299.729	297.050	-2.679
100	48	301.089	297.751	-3.338
100	49	303.068	301.749	-1.319
100	50	300.389	297.050	-3.339
101	21	300.389	298.410	-1.979
101	22	299.729	301.089	1.360
101	23	302.408	303.068	0.660



		37.8_PowerGood VFB_PG	VFB_PG
Test Site		Dallas	Dallas
Tester		ETS-364	ETS-364
Test Number		EB6938	EB6938
Unit		mV	mV
Max Limit		313	313
Min Limit		290	290

krad(Si)	0	3	4	10	11	30	31	50	51	100	101
LL	290.000	290.000	290.000	290.000	290.000	290.000	290.000	290.000	290.000	290.000	290.000
Min	293.711	299.070	295.030	299.070	297.050	298.410	298.410	297.050	297.751	297.050	296.390
Average	297.726	299.869	299.861	300.405	299.869	301.741	301.065	300.537	300.801	298.402	300.405
Max	300.389	301.089	303.068	301.749	301.089	305.747	303.727	303.068	305.088	301.749	303.068
UL	313.000	313.000	313.000	313.000	313.000	313.000	313.000	313.000	313.000	313.000	313.000



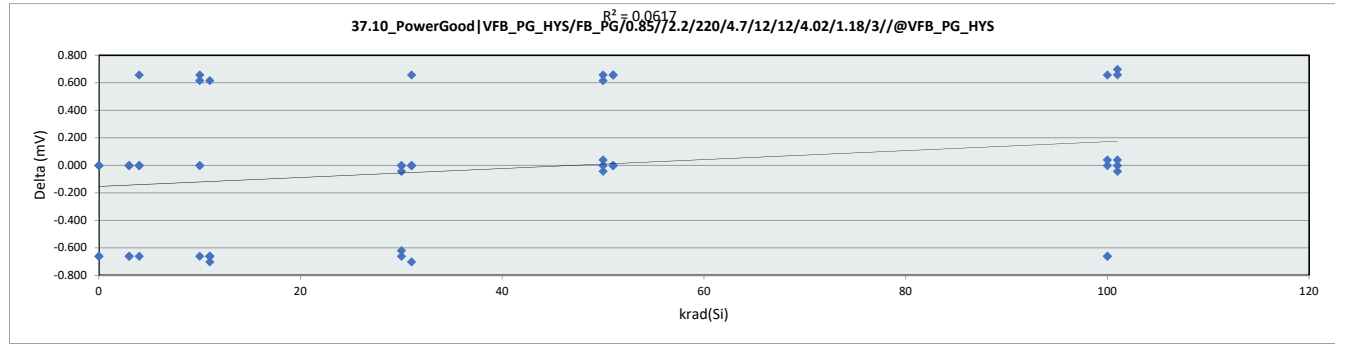
HDR Report  
TPS7H1111-QMLP

101	24	303.068	303.068	0.000
101	25	297.751	296.390	-1.361
	Max	305.747	305.747	1.978
	Average	300.488	300.062	-0.426
	Min	293.711	293.711	-3.998
	Std Dev	2.286	2.399	1.142

# HDR Report TPS7H1111-QMLP

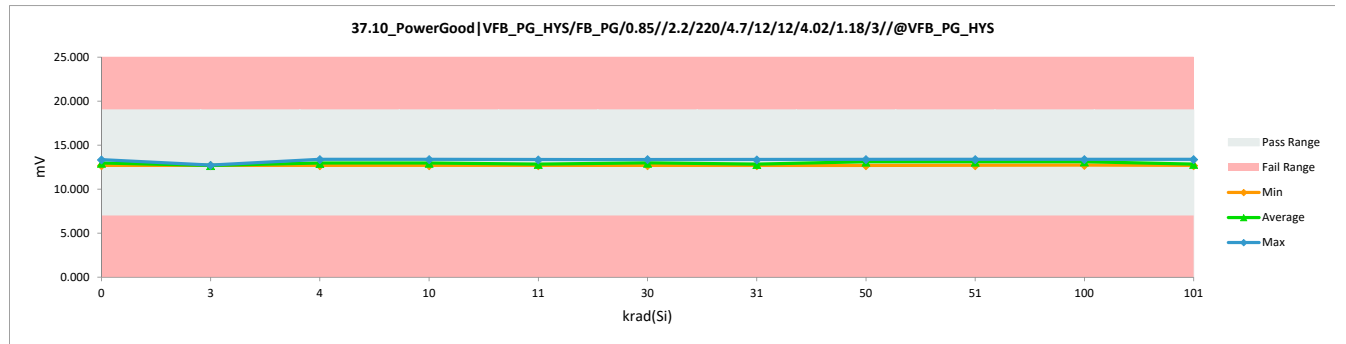
37.10 PowerGood VFB_PG		
Test Site	Dallas	Dallas
Tester	ETS-364	ETS-364
Test Number	EB6938	EB6938
Unit	mV	mV
Max Limit	19	19
Min Limit	7	7

krad(Si)	Serial #	Pre	Post	Delta
0	51	13.355	12.696	-0.659
0	52	13.355	13.355	0.000
0	53	13.396	12.737	-0.659
0	54	12.737	12.737	0.000
0	55	13.355	13.355	0.000
3	26	13.355	12.696	-0.659
3	27	12.737	12.737	0.000
3	28	12.696	12.696	0.000
3	29	12.696	12.696	0.000
3	30	13.355	12.696	-0.659
4	1	13.355	12.696	-0.659
4	2	12.696	13.355	0.659
4	3	12.696	12.696	0.000
4	4	13.396	13.396	0.000
4	5	12.696	12.696	0.000
10	31	13.396	12.737	-0.659
10	32	12.696	12.696	0.000
10	33	12.737	13.396	0.659
10	34	12.737	13.355	0.618
10	35	12.696	12.696	0.000
11	6	13.396	12.696	-0.700
11	7	13.396	12.737	-0.659
11	8	13.355	12.696	-0.659
11	9	12.737	13.355	0.618
11	10	13.396	12.737	-0.659
30	36	13.396	13.355	-0.041
30	37	13.396	13.396	0.000
30	38	13.355	12.737	-0.618
30	39	13.396	12.737	-0.659
30	40	12.696	12.696	0.000
31	15	12.737	12.737	0.000
31	16	12.696	12.696	0.000
31	17	13.396	12.696	-0.700
31	18	12.696	12.696	0.000
31	19	12.696	13.355	0.659
50	41	13.355	13.396	0.041
50	42	12.737	13.355	0.618
50	43	12.737	12.696	-0.041
50	44	12.737	12.737	0.000
50	45	12.696	13.355	0.659
51	11	13.396	13.396	0.000
51	12	12.737	12.737	0.000
51	13	12.696	13.355	0.659
51	14	12.696	13.355	0.659
51	20	12.696	12.696	0.000
100	46	13.396	12.737	-0.659
100	47	13.355	13.355	0.000
100	48	13.396	12.737	-0.659
100	49	13.355	13.396	0.041
100	50	12.696	13.355	0.659
101	21	12.696	12.737	0.041
101	22	12.696	13.396	0.700
101	23	12.696	12.696	0.000



37.10 PowerGood V		
Test Site	Dallas	
Tester	ETS-364	
Test Number	EB6938	
Max Limit	19	mV
Min Limit	7	mV

krad(Si)	0	3	4	10	11	30	31	50	51	100	101
LL	7.000	7.000	7.000	7.000	7.000	7.000	7.000	7.000	7.000	7.000	7.000
Min	12.696	12.696	12.696	12.696	12.696	12.696	12.696	12.696	12.696	12.737	12.696
Average	12.976	12.704	12.968	12.976	12.844	12.984	12.836	13.108	13.108	13.116	12.844
Max	13.355	12.737	13.396	13.396	13.355	13.396	13.355	13.396	13.396	13.396	13.396
UL	19.000	19.000	19.000	19.000	19.000	19.000	19.000	19.000	19.000	19.000	19.000



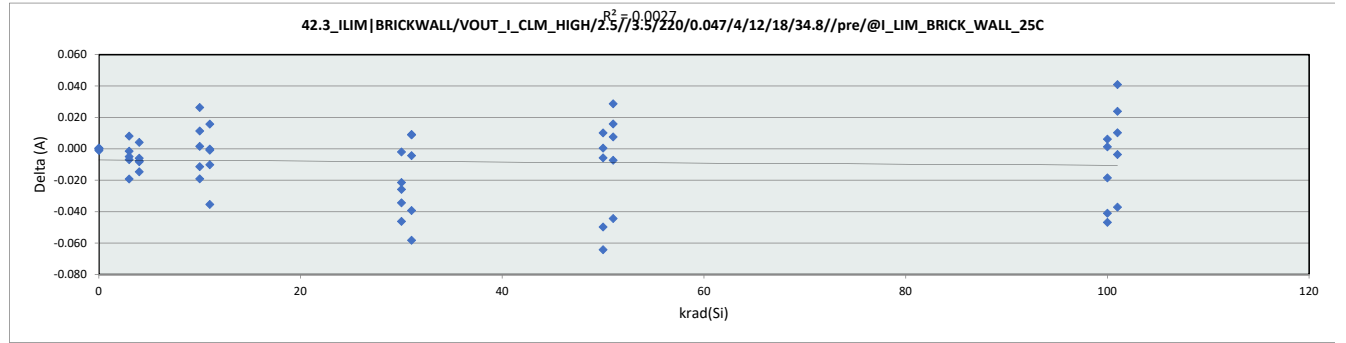
### HDR Report TPS7H1111-QMLP

101	24	12.036	12.696	0.660
101	25	12.737	12.696	-0.041
	Max	13.396	13.396	0.700
	Average	12.989	12.951	-0.038
	Min	12.036	12.696	-0.700
	Std Dev	0.357	0.320	0.464

# HDR Report TPS7H1111-QMLP

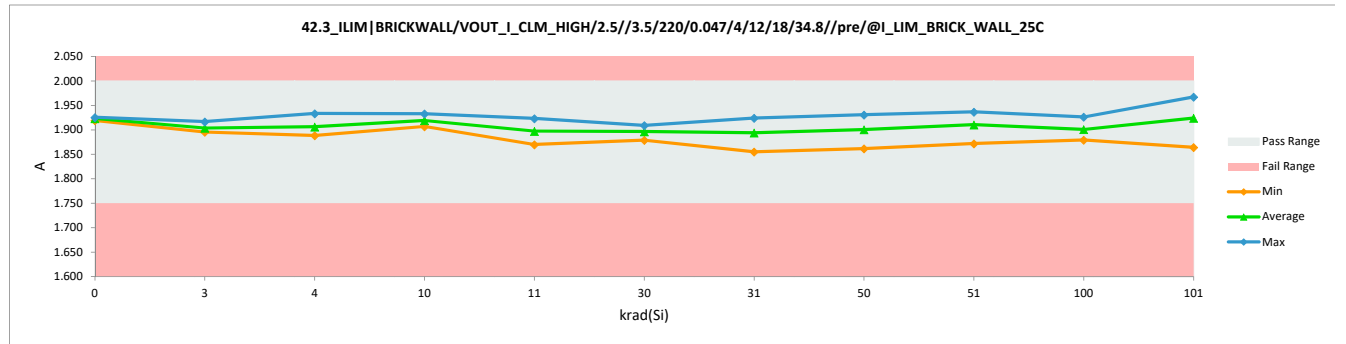
42.3_ILIM BRICKWALL/VOUT		
Test Site	Dallas	Dallas
Tester	ETS-364	ETS-364
Test Number	EB6938	EB6938
Unit	A	A
Max Limit	2	2
Min Limit	1.75	1.75

krad(Si)	Serial #	Pre	Post	Delta
0	51	1.922	1.923	0.001
0	52	1.925	1.924	0.000
0	53	1.925	1.926	0.000
0	54	1.920	1.919	-0.001
0	55	1.924	1.925	0.000
3	26	1.908	1.917	0.008
3	27	1.904	1.902	-0.001
3	28	1.926	1.907	-0.019
3	29	1.902	1.896	-0.007
3	30	1.902	1.897	-0.005
4	1	1.912	1.898	-0.014
4	2	1.929	1.934	0.004
4	3	1.923	1.915	-0.007
4	4	1.902	1.896	-0.006
4	5	1.896	1.888	-0.008
10	31	1.926	1.907	-0.019
10	32	1.921	1.933	0.012
10	33	1.898	1.924	0.026
10	34	1.926	1.914	-0.011
10	35	1.916	1.918	0.002
11	6	1.902	1.892	-0.010
11	7	1.898	1.898	0.000
11	8	1.905	1.870	-0.035
11	9	1.907	1.923	0.016
11	10	1.905	1.904	-0.001
30	36	1.911	1.909	-0.002
30	37	1.925	1.879	-0.046
30	38	1.930	1.896	-0.034
30	39	1.915	1.889	-0.026
30	40	1.930	1.909	-0.021
31	15	1.906	1.916	0.009
31	16	1.913	1.855	-0.058
31	17	1.921	1.917	-0.004
31	18	1.898	1.859	-0.039
31	19	1.915	1.924	0.009
50	41	1.922	1.872	-0.050
50	42	1.913	1.923	0.010
50	43	1.926	1.862	-0.064
50	44	1.930	1.931	0.001
50	45	1.920	1.915	-0.006
51	11	1.908	1.937	0.029
51	12	1.916	1.872	-0.044
51	13	1.906	1.899	-0.007
51	14	1.918	1.926	0.008
51	20	1.903	1.919	0.016
100	46	1.926	1.879	-0.047
100	47	1.919	1.925	0.006
100	48	1.909	1.891	-0.018
100	49	1.924	1.883	-0.041
100	50	1.925	1.926	0.001
101	21	1.917	1.914	-0.003
101	22	1.926	1.967	0.041
101	23	1.901	1.864	-0.037



42.3_ILIM BRICKWALL/VOUT		
Test Site	Dallas	
Tester	ETS-364	
Test Number	EB6938	
Max Limit	2	A
Min Limit	1.75	A

krad(Si)	0	3	4	10	11	30	31	50	51	100	101
LL	1.750	1.750	1.750	1.750	1.750	1.750	1.750	1.750	1.750	1.750	1.750
Min	1.919	1.896	1.889	1.907	1.870	1.879	1.855	1.862	1.872	1.879	1.864
Average	1.923	1.904	1.906	1.919	1.897	1.897	1.894	1.901	1.911	1.901	1.924
Max	1.926	1.917	1.934	1.933	1.923	1.909	1.924	1.931	1.937	1.926	1.968
UL	2.000	2.000	2.000	2.000	2.000	2.000	2.000	2.000	2.000	2.000	2.000



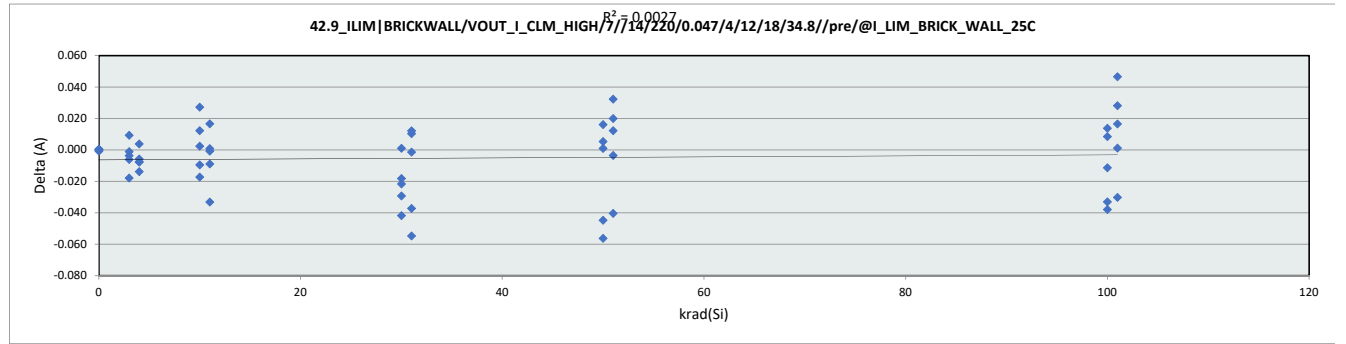
### HDR Report TPS7H1111-QMLP

101	24	1.927	1.938	0.011
101	25	1.914	1.938	0.024
	Max	1.930	1.967	0.041
	Average	1.915	1.907	-0.008
	Min	1.896	1.855	-0.064
	Std Dev	0.010	0.023	0.022

# HDR Report TPS7H1111-QMLP

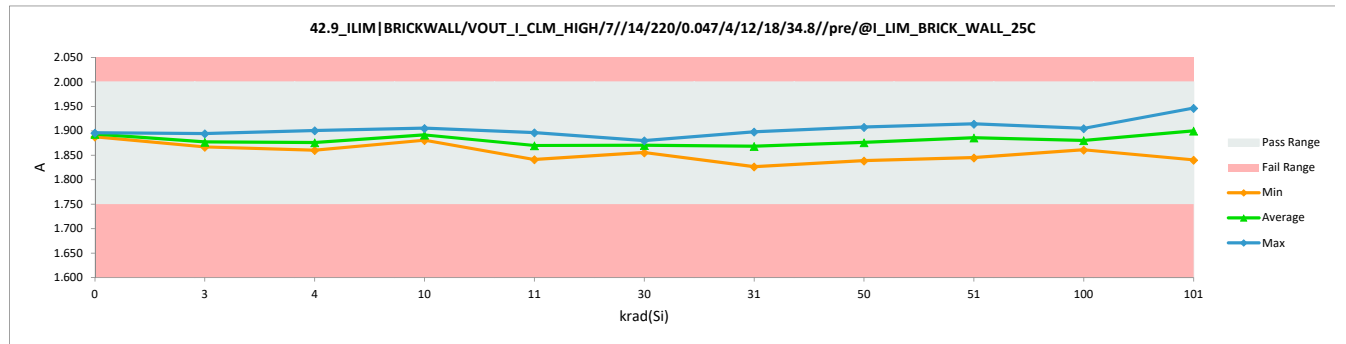
42.9_ILIM BRICKWALL/VC		
Test Site	Dallas	Dallas
Tester	ETS-364	ETS-364
Test Number	EB6938	EB6938
Unit	A	A
Max Limit	2	2
Min Limit	1.75	1.75

krad(Si)	Serial #	Pre	Post	Delta
0	51	1.895	1.896	0.001
0	52	1.895	1.895	0.000
0	53	1.895	1.895	0.000
0	54	1.889	1.888	-0.001
0	55	1.892	1.893	0.000
3	26	1.885	1.894	0.010
3	27	1.872	1.872	-0.001
3	28	1.901	1.883	-0.018
3	29	1.873	1.867	-0.006
3	30	1.874	1.870	-0.004
4	1	1.883	1.869	-0.014
4	2	1.897	1.901	0.004
4	3	1.892	1.885	-0.007
4	4	1.871	1.866	-0.006
4	5	1.868	1.860	-0.008
10	31	1.898	1.881	-0.017
10	32	1.893	1.905	0.012
10	33	1.870	1.897	0.027
10	34	1.899	1.889	-0.009
10	35	1.884	1.886	0.003
11	6	1.874	1.865	-0.009
11	7	1.872	1.873	0.001
11	8	1.874	1.841	-0.033
11	9	1.880	1.896	0.017
11	10	1.875	1.875	-0.001
30	36	1.878	1.880	0.001
30	37	1.897	1.856	-0.042
30	38	1.902	1.873	-0.029
30	39	1.885	1.864	-0.021
30	40	1.898	1.880	-0.018
31	15	1.879	1.891	0.012
31	16	1.881	1.827	-0.055
31	17	1.890	1.889	-0.001
31	18	1.875	1.838	-0.037
31	19	1.887	1.898	0.010
50	41	1.890	1.846	-0.045
50	42	1.880	1.897	0.016
50	43	1.895	1.839	-0.056
50	44	1.902	1.908	0.006
50	45	1.891	1.892	0.001
51	11	1.882	1.914	0.033
51	12	1.885	1.845	-0.040
51	13	1.878	1.874	-0.003
51	14	1.890	1.902	0.012
51	20	1.873	1.893	0.020
100	46	1.899	1.861	-0.038
100	47	1.890	1.903	0.014
100	48	1.880	1.868	-0.011
100	49	1.897	1.864	-0.033
100	50	1.896	1.905	0.009
101	21	1.885	1.886	0.001
101	22	1.900	1.947	0.047
101	23	1.871	1.841	-0.030



42.9_ILIM BRICKWALL/VOUT_I_CLM_HIGH		
Test Site	Dallas	
Tester	ETS-364	
Test Number	EB6938	
Max Limit	2	A
Min Limit	1.75	A

krad(Si)	0	3	4	10	11	30	31	50	51	100	101
LL	1.750	1.750	1.750	1.750	1.750	1.750	1.750	1.750	1.750	1.750	1.750
Min	1.888	1.867	1.860	1.881	1.841	1.856	1.827	1.839	1.845	1.861	1.841
Average	1.893	1.877	1.876	1.892	1.870	1.870	1.869	1.876	1.886	1.880	1.900
Max	1.896	1.894	1.901	1.905	1.896	1.880	1.898	1.908	1.914	1.905	1.947
UL	2.000	2.000	2.000	2.000	2.000	2.000	2.000	2.000	2.000	2.000	2.000



### HDR Report TPS7H1111-QMLP

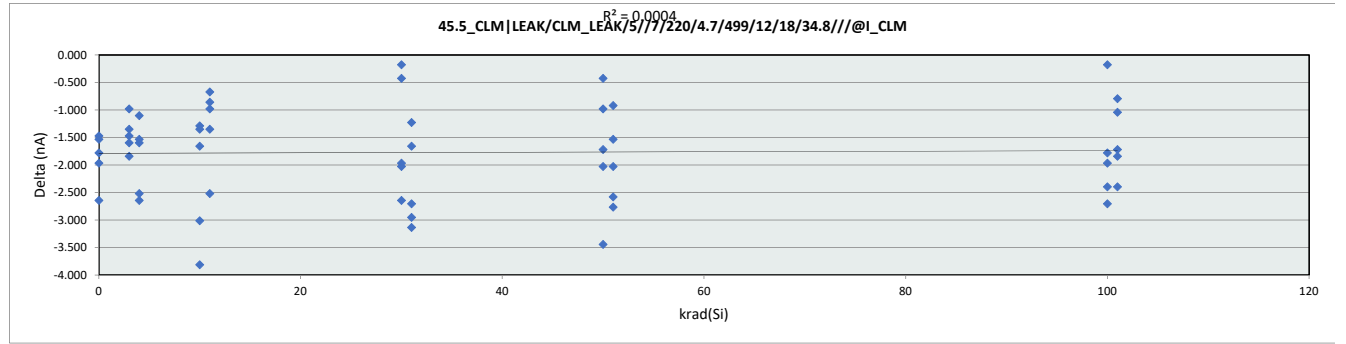
101	24	1.899	1.916	0.017
101	25	1.882	1.910	0.028
	Max	1.902	1.947	0.047
	Average	1.886	1.881	-0.005
	Min	1.868	1.827	-0.056
	Std Dev	0.010	0.023	0.022



# HDR Report TPS7H1111-QMLP

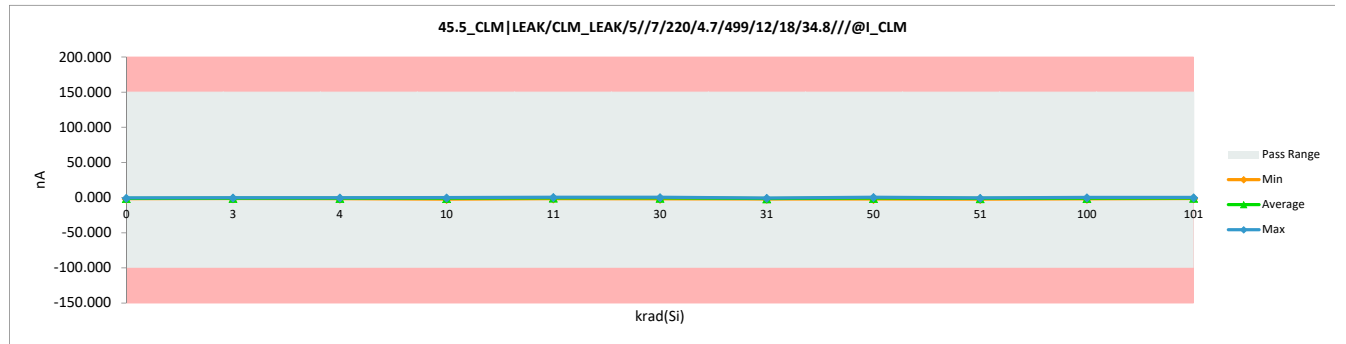
45.5_CLM LEAK/CLM_LEAK		
Test Site	Dallas	Dallas
Tester	ETS-364	ETS-364
Test Number	EB6938	EB6938
Unit	nA	nA
Max Limit	150	150
Min Limit	-100	-100

krad(Si)	Serial #	Pre	Post	Delta
0	51	0.792	-0.676	-1.468
0	52	0.300	-1.661	-1.961
0	53	0.915	-1.723	-2.638
0	54	0.977	-0.552	-1.529
0	55	0.854	-0.922	-1.776
3	26	0.361	-1.230	-1.591
3	27	1.285	-0.552	-1.837
3	28	1.285	-0.183	-1.468
3	29	-0.316	-1.292	-0.976
3	30	0.115	-1.230	-1.345
4	1	0.854	-0.244	-1.098
4	2	0.792	-1.723	-2.515
4	3	0.915	-0.614	-1.529
4	4	1.162	-0.429	-1.591
4	5	1.223	-1.415	-2.638
10	31	1.654	-2.154	-3.808
10	32	1.531	-0.121	-1.652
10	33	1.100	-0.244	-1.344
10	34	1.162	-1.846	-3.008
10	35	0.546	-0.737	-1.283
11	6	0.546	-0.429	-0.975
11	7	0.977	-1.538	-2.515
11	8	0.238	-0.429	-0.667
11	9	1.408	0.064	-1.344
11	10	1.285	0.433	-0.852
30	36	1.039	-0.984	-2.023
30	37	1.593	-0.367	-1.960
30	38	0.792	0.372	-0.420
30	39	0.546	0.372	-0.174
30	40	0.731	-1.908	-2.639
31	15	0.669	-2.031	-2.700
31	16	1.223	-1.723	-2.946
31	17	0.546	-0.676	-1.222
31	18	1.654	-1.476	-3.130
31	19	0.546	-1.107	-1.653
50	41	0.854	-0.860	-1.714
50	42	1.347	-2.093	-3.440
50	43	0.669	-0.306	-0.975
50	44	1.039	0.618	-0.421
50	45	0.977	-1.045	-2.022
51	11	0.607	-2.154	-2.761
51	12	1.223	-1.353	-2.576
51	13	0.423	-0.491	-0.914
51	14	0.977	-1.045	-2.022
51	20	0.669	-0.860	-1.529
100	46	0.792	-1.908	-2.700
100	47	0.915	-1.476	-2.391
100	48	0.854	-1.107	-1.961
100	49	1.223	-0.552	-1.775
100	50	0.361	0.187	-0.174
101	21	0.915	-0.799	-1.714
101	22	1.039	-1.353	-2.392
101	23	0.915	0.125	-0.790



45.5_CLM LEAK/CLM		
Test Site	Dallas	
Tester	ETS-364	
Test Number	EB6938	
Max Limit	150	nA
Min Limit	-100	nA

krad(Si)	0	3	4	10	11	30	31	50	51	100	101
LL	-100.000	-100.000	-100.000	-100.000	-100.000	-100.000	-100.000	-100.000	-100.000	-100.000	-100.000
Min	-1.723	-1.292	-1.723	-2.154	-1.538	-1.908	-2.031	-2.093	-2.154	-1.908	-1.353
Average	-1.107	-0.897	-0.885	-1.020	-0.380	-0.503	-1.403	-0.737	-1.181	-0.971	-0.663
Max	-0.552	-0.183	-0.244	-0.121	0.433	0.372	-0.676	0.618	-0.491	0.187	0.125
UL	150.000	150.000	150.000	150.000	150.000	150.000	150.000	150.000	150.000	150.000	150.000



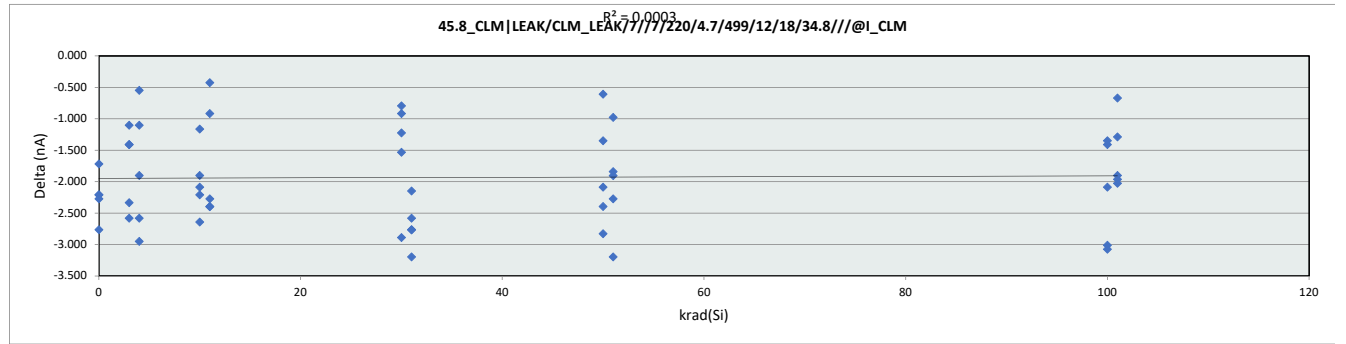
### HDR Report TPS7H1111-QMLP

101	24	0.792	-0.244	-1.036
101	25	0.792	-1.045	-1.837
	Max	1.654	0.618	-0.174
	Average	0.885	-0.886	-1.771
	Min	-0.316	-2.154	-3.808
	Std Dev	0.391	0.728	0.821

# HDR Report TPS7H1111-QMLP

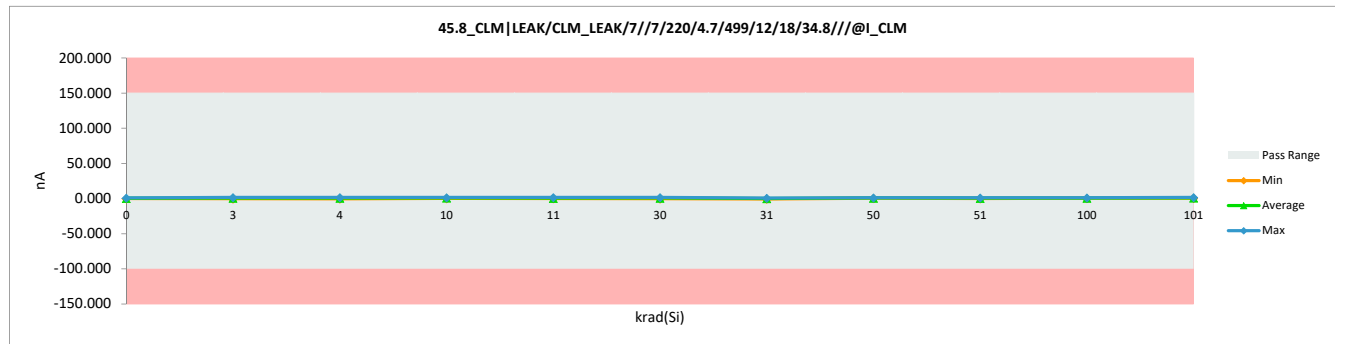
45.8_CLM LEAK/CLM_LEAK		
Test Site	Dallas	Dallas
Tester	ETS-364	ETS-364
Test Number	EB6938	EB6938
Unit	nA	nA
Max Limit	150	150
Min Limit	-100	-100

krad(Si)	Serial #	Pre	Post	Delta
0	51	2.393	0.125	-2.268
0	52	2.393	0.187	-2.206
0	53	2.701	-0.059	-2.760
0	54	2.393	0.680	-1.713
0	55	3.194	0.988	-2.206
3	26	2.147	0.742	-1.405
3	27	3.009	1.604	-1.405
3	28	2.393	1.296	-1.097
3	29	1.962	-0.367	-2.329
3	30	2.948	0.372	-2.576
4	1	2.455	1.358	-1.097
4	2	2.517	-0.429	-2.946
4	3	3.071	1.173	-1.898
4	4	2.147	1.604	-0.543
4	5	2.640	0.064	-2.576
10	31	2.640	0.557	-2.083
10	32	3.379	1.481	-1.898
10	33	3.317	1.111	-2.206
10	34	2.763	0.125	-2.638
10	35	2.517	1.358	-1.159
11	6	2.393	0.002	-2.391
11	7	2.517	0.125	-2.392
11	8	2.455	0.187	-2.268
11	9	2.086	1.666	-0.420
11	10	2.147	1.234	-0.913
30	36	2.024	0.803	-1.221
30	37	1.962	0.433	-1.529
30	38	2.393	1.604	-0.789
30	39	2.578	1.666	-0.912
30	40	2.517	-0.367	-2.884
31	15	3.132	0.372	-2.760
31	16	2.024	-0.552	-2.576
31	17	3.009	0.865	-2.144
31	18	2.640	-0.552	-3.192
31	19	2.578	-0.183	-2.761
50	41	2.886	0.803	-2.083
50	42	3.132	0.310	-2.822
50	43	1.778	1.173	-0.605
50	44	2.455	1.111	-1.344
50	45	2.948	0.557	-2.391
51	11	3.071	-0.121	-3.192
51	12	2.517	0.618	-1.899
51	13	2.147	1.173	-0.974
51	14	2.763	0.495	-2.268
51	20	2.517	0.680	-1.837
100	46	3.502	0.433	-3.069
100	47	2.393	0.310	-2.083
100	48	3.317	0.310	-3.007
100	49	2.455	1.050	-1.405
100	50	2.517	1.173	-1.344
101	21	2.517	1.234	-1.283
101	22	2.393	0.495	-1.898
101	23	2.701	0.742	-1.959



45.8_CLM LEAK/CLM		
Test Site	Dallas	
Tester	ETS-364	
Test Number	EB6938	
Max Limit	150	nA
Min Limit	-100	nA

krad(Si)	0	3	4	10	11	30	31	50	51	100	101
LL	-100.000	-100.000	-100.000	-100.000	-100.000	-100.000	-100.000	-100.000	-100.000	-100.000	-100.000
Min	-0.059	-0.367	-0.429	0.125	0.002	-0.367	-0.552	0.310	-0.121	0.310	0.495
Average	0.384	0.729	0.754	0.926	0.643	0.828	-0.010	0.791	0.569	0.655	1.099
Max	0.988	1.604	1.604	1.481	1.666	1.666	0.865	1.173	1.173	1.173	1.727
UL	150.000	150.000	150.000	150.000	150.000	150.000	150.000	150.000	150.000	150.000	150.000



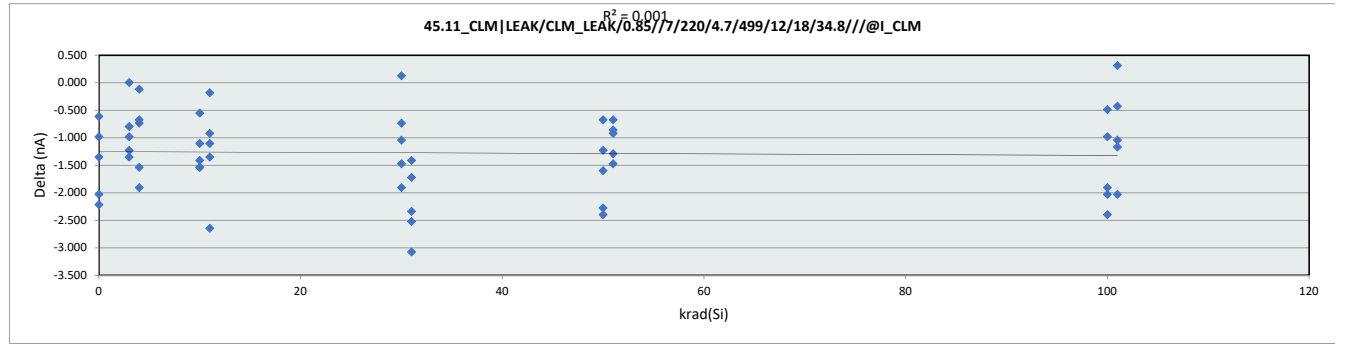
### HDR Report TPS7H1111-QMLP

101	24	1.962	1.296	-0.666
101	25	3.748	1.727	-2.021
	Max	3.748	1.727	-0.420
	Average	2.603	0.670	-1.933
	Min	1.778	-0.552	-3.192
	Std Dev	0.430	0.633	0.748

# HDR Report TPS7H1111-QMLP

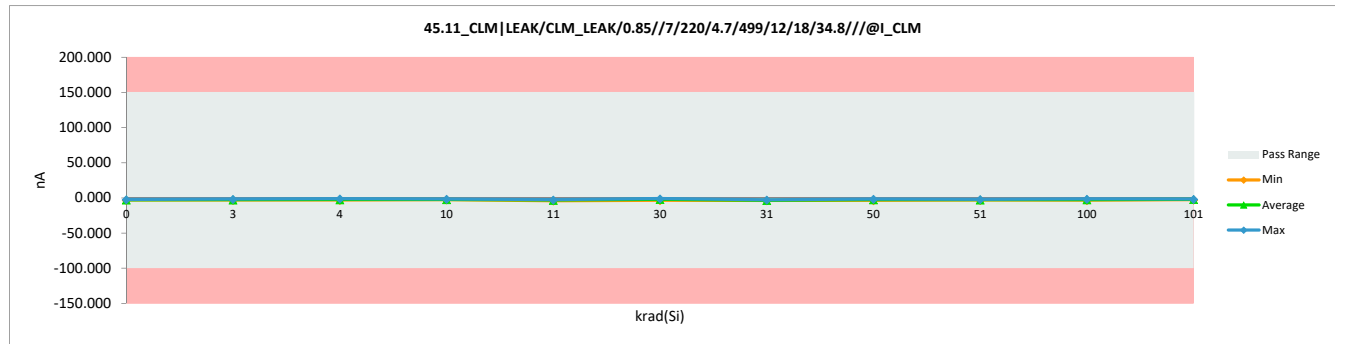
45.11_CLM LEAK/CLM_LEAK		
Test Site	Dallas	Dallas
Tester	ETS-364	ETS-364
Test Number	EB6938	EB6938
Unit	nA	nA
Max Limit	150	150
Min Limit	-100	-100

krad(Si)	Serial #	Pre	Post	Delta
0	51	-1.548	-2.524	-0.976
0	52	-1.671	-2.277	-0.606
0	53	-1.240	-2.585	-1.345
0	54	-1.055	-3.078	-2.023
0	55	-0.747	-2.955	-2.208
3	26	-1.733	-3.078	-1.345
3	27	-1.363	-2.585	-1.222
3	28	-1.733	-1.723	0.010
3	29	-2.102	-2.893	-0.791
3	30	-1.856	-2.832	-0.976
4	1	-0.871	-0.984	-0.113
4	2	-1.178	-3.078	-1.900
4	3	-1.302	-2.832	-1.530
4	4	-1.178	-1.908	-0.730
4	5	-2.164	-2.832	-0.668
10	31	-1.240	-2.339	-1.099
10	32	-0.809	-2.216	-1.407
10	33	-0.994	-2.524	-1.530
10	34	-0.809	-2.339	-1.530
10	35	-1.055	-1.600	-0.545
11	6	-1.425	-4.064	-2.639
11	7	-1.733	-2.832	-1.099
11	8	-1.856	-3.201	-1.345
11	9	-2.472	-2.647	-0.175
11	10	-1.794	-2.709	-0.915
30	36	-1.178	-1.045	0.133
30	37	-0.932	-1.969	-1.037
30	38	-0.809	-1.538	-0.729
30	39	-0.378	-1.846	-1.468
30	40	-1.486	-3.386	-1.900
31	15	-1.240	-3.571	-2.331
31	16	-0.994	-3.510	-2.516
31	17	-0.501	-3.571	-3.070
31	18	-0.994	-2.709	-1.715
31	19	-1.425	-2.832	-1.407
50	41	-0.132	-2.524	-2.392
50	42	-1.240	-3.510	-2.270
50	43	-1.302	-2.524	-1.222
50	44	-0.932	-1.600	-0.668
50	45	-0.809	-2.401	-1.592
51	11	-1.548	-2.832	-1.284
51	12	-1.917	-2.832	-0.915
51	13	-1.178	-2.031	-0.853
51	14	-1.610	-3.078	-1.468
51	20	-1.794	-2.462	-0.668
100	46	-0.932	-3.325	-2.393
100	47	-0.932	-2.832	-1.900
100	48	-1.055	-3.078	-2.023
100	49	-0.994	-1.476	-0.482
100	50	-0.994	-1.969	-0.975
101	21	-0.747	-1.908	-1.161
101	22	-1.302	-1.723	-0.421
101	23	-0.994	-2.031	-1.037



45.11_CLM LEAK/CLM		
Test Site	Dallas	
Tester	ETS-364	
Test Number	EB6938	
Max Limit	150	nA
Min Limit	-100	nA

krad(Si)	0	3	4	10	11	30	31	50	51	100	101
LL	-100.000	-100.000	-100.000	-100.000	-100.000	-100.000	-100.000	-100.000	-100.000	-100.000	-100.000
Min	-3.078	-3.078	-3.078	-2.524	-4.064	-3.386	-3.571	-3.510	-3.078	-3.325	-2.585
Average	-2.684	-2.622	-2.327	-2.204	-3.091	-1.957	-3.239	-2.512	-2.647	-2.536	-2.006
Max	-2.277	-1.723	-0.984	-1.600	-2.647	-1.045	-2.709	-1.600	-2.031	-1.476	-1.723
UL	150.000	150.000	150.000	150.000	150.000	150.000	150.000	150.000	150.000	150.000	150.000



### HDR Report TPS7H1111-QMLP

101	24	-0.563	-2.585	-2.022
101	25	-2.102	-1.784	0.318
	Max	-0.132	-0.984	0.318
	Average	-1.253	-2.529	-1.276
	Min	-2.472	-4.064	-3.070
	Std Dev	0.477	0.664	0.739

## IMPORTANT NOTICE AND DISCLAIMER

TI PROVIDES TECHNICAL AND RELIABILITY DATA (INCLUDING DATA SHEETS), DESIGN RESOURCES (INCLUDING REFERENCE DESIGNS), APPLICATION OR OTHER DESIGN ADVICE, WEB TOOLS, SAFETY INFORMATION, AND OTHER RESOURCES "AS IS" AND WITH ALL FAULTS, AND DISCLAIMS ALL WARRANTIES, EXPRESS AND IMPLIED, INCLUDING WITHOUT LIMITATION ANY IMPLIED WARRANTIES OF MERCHANTABILITY, FITNESS FOR A PARTICULAR PURPOSE OR NON-INFRINGEMENT OF THIRD PARTY INTELLECTUAL PROPERTY RIGHTS.

These resources are intended for skilled developers designing with TI products. You are solely responsible for (1) selecting the appropriate TI products for your application, (2) designing, validating and testing your application, and (3) ensuring your application meets applicable standards, and any other safety, security, regulatory or other requirements.

These resources are subject to change without notice. TI grants you permission to use these resources only for development of an application that uses the TI products described in the resource. Other reproduction and display of these resources is prohibited. No license is granted to any other TI intellectual property right or to any third party intellectual property right. TI disclaims responsibility for, and you will fully indemnify TI and its representatives against, any claims, damages, costs, losses, and liabilities arising out of your use of these resources.

TI's products are provided subject to [TI's Terms of Sale](#) or other applicable terms available either on [ti.com](https://www.ti.com) or provided in conjunction with such TI products. TI's provision of these resources does not expand or otherwise alter TI's applicable warranties or warranty disclaimers for TI products.

TI objects to and rejects any additional or different terms you may have proposed.

Mailing Address: Texas Instruments, Post Office Box 655303, Dallas, Texas 75265  
Copyright © 2023, Texas Instruments Incorporated